



2016

COMMITMENT TO EXCELLENCE

AL DAVIS

July 4, 1929 – Oct. 8, 2011

Al Davis, a true legend, was a maverick, a giant among giants, a star among stars, a hero, a mentor and a friend.

When Davis passed away during the 2011 season, football lost an innovator, a pioneer with a deep love and passion for the game, a man who most assuredly will never be forgotten or duplicated. A Pro Football Hall of Famer who arguably did more to change the game than any other individual, Davis was honored the day after his passing with a moment of silence at every NFL stadium.

At one of those venues, Houston's Reliant Stadium, Davis' players took the field without his guidance for the first time in 17,710 days. And in one of so many franchise games for the ages, this comeback featuring key contributions from three of his first-round draft choices, the Raiders that day honored Davis by doing what he cared about most – they won.

"Just win," Davis once said. "Play hard. Try not to make mistakes, but don't worry about mistakes because there's only one thing that counts: Just win."

Before that win in Houston, Davis' death spawned an overwhelming outpouring of statements from football executives, coaches and players, past and present. A clear common thread in those expressions of remembrance was that anyone with any level of affinity for football should acknowledge that the game would not be what it is without Davis.

That's not just because Davis held the titles of general manager, head coach, league commissioner and principal owner; and led the Raiders to more wins than any other team. The game would not be what it is because, through his unyielding efforts to build the finest franchise in sports, Davis broke social barriers, creating opportunities for countless individuals, and cared selflessly about people, treating them the way they wanted to be treated. No one has had a more profound and lasting impact on pro football.

SEEDS OF GENIUS

Had Davis remained in coaching, fellow innovator Bill Walsh once theorized, Davis would be considered one of the greatest coaches of all-time.

On Jan. 15, 1963, the American Football League Raiders made a 33-year-old Davis the youngest general manager and head coach in pro history. And before the budding genius called his first play, Davis took complete control over all phases of the franchise, including changing Oakland's uniform colors to silver and black, to resemble the great Army teams he had idolized during the 1940s, and re-branded the Raiders into an image that is today instantly recognized worldwide.

"If there's anything that we've done that I'm particularly proud of," Davis recalled later in his life, "I would have to say the perpetuation of the greatness of the Raiders; to take a professional football team and give it a distinct characteristic, that's different from all others."

That characteristic in his first season on the Raiders sideline became forever linked to winning. Davis earned Coach of the Year honors after leading the Raiders, 1-13 the season before, to the most significant year-to-year improvement in pro football history, a 10-4 mark. Although he sacrificed his coaching career to become AFL Commissioner following the 1965 season, the profession always remained important to him, partly because it served as the foundation for his contributions to football.

That foundation was first poured in his hometown, the borough of Brooklyn, N.Y., where he played basketball and learned some of his unshakeable principles under Coach Al Badain at Erasmus Hall High School.

Davis graduated with a degree in English literature from Syracuse University, which later honored him with a Letterman of Distinction award, and shortly after, in 1950, launched his career as line coach at Adelphi College.



After entering the Army in 1952, Davis served as head football coach at Ft. Belvoir, Va. There, he molded a national power, finishing with a win over Maryland, the reigning national champion.

Davis worked in the player personnel office of the Baltimore Colts for one year (1954), then spent two seasons (1955-56) as line coach and chief recruiter at The Citadel, before becoming in 1957 the University of Southern California's line coach.

His next job didn't take him very far, moving across town from USC to the Los Angeles Chargers of the new AFL, but the move to pro football was a major step. Hired by Sid Gillman in 1960 as the Chargers' offensive ends coach, Davis helped the team to a pair of division titles in just three years.

That rise gave Davis the opportunity to lead his own team in 1963. Several factors influenced his head-coach blueprints. In addition to his coaching career, the precision of the Black Knights of the Hudson, their quickness and explosion with Doc Blanchard and Glenn Davis, left an indelible impression on Davis growing up. He also took several chapters from another sport.

"As a young guy," he said, "I had a dream that someday I would build the finest organization in professional sports. I had a lot of thoughts on how I would do it. I had the inspiration of two great organizations when I was growing up.

"The Yankees to me personified the size of the players, power, the home run, and intimidation and fear. Very important characteristics to me of what I thought a great team and a great organization should have. The Dodgers, under Branch Rickey, were totally different in my mind. They represented speed. They represented development of players, a way of playing the game, the Dodger way of playing the game. And I always thought that someone intelligent could take all the qualities, the great qualities of both, and put them together and use them."

In addition to those qualities, he also instilled in the Raiders tenets that were all his own, and in the process, he revolutionized pro football.

Offensively, Davis created the vertical game, now known as stretching the field.

"When we came out of the huddle," he remembered about his Raiders, "we weren't looking for first downs. We didn't want to move the chains. We wanted touchdowns. We wanted the big play, the quick strike. It's No. 1 to say that you want to do that, it's No. 2 to say that you have the players to do it, but it's No. 3 to do it. Do it on first down of any football game, on that defense that you're playing against. For those cornerbacks that play out there on the corners, to know that the Raiders are coming at you, they're coming at you on top, they've got the speed to do it, and they will do it. It's like having the bomb and being willing to drop it. The adage that goes around in professional football, and I hear everyone say it, 'Take what they give you.' That all sounds good to everybody, but I always went the other way: We're going to take what we want."

On the other side of the line, Davis also wanted to attack, to put pressure on the pocket, and do more than just disrupt the offense physically.

"I do believe that this is a game, psychologically, of intimidation and of fear. I don't mean cowardly fear, but fear. I think this: That somewhere within the first five to 10 plays of the game that the other team's quarterback must go down, and he must go down hard. That alone sets the tempo for a game."

Once that tempo was established, taking a cue from college basketball, Davis was the first to utilize his cornerbacks in a bump-and-run principle.

"We used to call it the press. We got the idea from John Wooden, when he had his great zone press, with his great basketball teams, where they picked you up as soon as you took the ball out, and they pressured you. And we got the idea and called it press. And then I think Don Shula started calling it bump-and-run, so we changed to bump-and-run."



Davis' vision to see where the game was headed, or to pave a new road to winning, led future successful coaches like Bill Parcells and Bill Belichick to regard Davis as the NFL's most intelligent individual.

From 1963-2002, the Raiders dominated pro football, posting the game's best cumulative won-loss record. Earning the moniker "Team of the Decades," the franchise posted 17 winning seasons over an 18-year stretch from 1963-80. The Raiders then posted 11 more winning campaigns from 1982-2002, including double-digit wins in 1983, 1984, 1985, 1990, 1993, 2000, 2001 and 2002. All told under Davis, the Raiders won four league championships – Super Bowls XI, XV and XVIII and the 1967 AFL title.

FROM HEAD COACH TO COMMISSIONER, TO MERGER

Persuaded by American Football League owners who viewed him as the perfect person to lead their battle against the established NFL, Davis reluctantly became league commissioner on April 8, 1966. Remarkably, Davis would spend less than 16 weeks in that role, but the shots his administration fired during that short period still reverberate today.

For the first half of the 1960s, the AFL and NFL fought a tenacious fight for college talent, but they battled with a significant unwritten rule that veterans were off limits. A little more than a month after Davis took office, the NFL's New York Giants violated that rule, signing veteran Buffalo kicker Pete Gogolak. As long-time Raiders executive Al LoCasale remembered, the NFL took a shot with a revolver and Davis shot back using a machine gun. Davis passionately and strategically convinced AFL owners to go after established NFL stars. In a short period, the AFL had signed many of the NFL's veteran playmakers, including the NFL's leading passer John Brodie, and Roman Gabriel from the Los Angeles Rams.



"We had about four or five quarterbacks all lined up," Davis said. "Three or four of their other great players had already signed. It was a preliminary strike to let them know what's going to happen if they continue this."

Within months, the two leagues had agreed to a merger that formed the league familiar to today's fans, including as part of the agreement a world championship game now known as the Super Bowl. Having served as the driving force behind that merger, Davis resigned on July 25, 1966, returned to Oakland as head of football operations and purchased an interest in the franchise. Davis, who became managing general partner in 1972, teamed with head-coach successors John Rauch, John Madden and Tom Flores in building a stalwart that would become the league's most successful franchise.

A CHAMPION OF DIVERSITY AND EQUALITY

A trailblazer, Davis innovated not only how the game was played and coached, but also changed who held those roles, opening countless doors for qualified individuals, regardless of skin color.

Davis was 17 when, a short distance from his home, Jackie Robinson broke the color barrier in Major League Baseball. Shortly after, at Syracuse, Davis befriended Bernie Custis, who would fight racism and become pro football's first black quarterback. At USC, Davis started recruiting players from historically black colleges, and convinced future Pro Football Hall of Famer Willie Wood to remain at the school as the Trojans' quarterback. Wood and Ron Mix became the school's first interracial co-captains, and Davis helped Mix understand how athletics could serve as a leader in ushering needed social change.

With the Chargers, Davis teamed with Gillman to lead the fight for equality. In addition to refusing to stay at segregated team hotels, the team, inspired by Davis, recruited players from black programs, creating what Eddie Robinson called a new day for players of color and giving them a sense of belonging in the American Football League.

Later that decade, Davis brought to the Raiders guard Gene Upshaw and tackle Art Shell, eventual Hall of Famers. Upshaw and Shell joked that a convention of pro football's black offensive linemen could be held in a phone booth. But Davis gave them an opportunity, and Upshaw said he never experienced racism on the Raiders because Davis would never tolerate it.

And neither would Davis tolerate discrimination at the game's most important position. A year after Upshaw as a rookie helped the Raiders to an AFL championship, Davis in 1968 made Eldridge Dickey the first African-American quarterback ever selected in the first round. Again, Davis cared about one thing: Winning.

"We called it an untapped reservoir," Davis recalled. "We wanted to win. We wanted the players. We weren't interested in who they were, or exactly where they came from. I've always said, it's not important to be consistent; it's important to be right. It was done because it was right and fair, and to help the team win, and continue to win."

"The Raiders did become a proving ground for great minority players. I think it was an evolution, an evolution of equity and fairness, and we hope that's one legacy we leave."

Another legacy Davis left was hiring in 1989 the NFL's first African-American head coach, Shell. Davis told Shell the reason he hired him was not because he was black, but because he was the best available candidate for the job, and because he was a Raider. Upon winning his coaching debut, Shell had to remind reporters that he was not the game's first minority head coach. A decade before, Davis had hired Tom Flores to lead the Raiders to two Super Bowl victories. Additionally, Davis later made Amy Trask the NFL's first female chief executive.

THE RAIDER MYSTIQUE

To Davis, shattering barriers wasn't only about race or gender. He defined it on a larger scale, by creating an environment that allowed any individual the chance to succeed, and in the process fostered a unique brotherhood.

"The fire that burns brightest in me," Davis said, "and the fire that burns brightest in this organization is the will to win."

That philosophy evolved the Raiders' locker room into an us-versus-them mentality, a group that like its owner valued being feared more than respected. Davis brought in mavericks and molded them into champions, a group of rugged and colorful individualists that carried Davis' torch with swagger and intimidation.

Many of the players that won for the Raiders were rejected by other teams. But Davis did not treat them like misfits. He treated them like men, and those men brought him three Super Bowl titles and dominated the league like no other team.

"We may take a player in who doesn't have good social habits, or has been a failure somewhere else," Davis explained. "But it's predicated on bringing them into an environment, that can inspire them the will to do great, and they have done great."

A BELIEF IN HOW TO TREAT PEOPLE

Part of Davis' ability to acquire the right players and put them in an environment that bred success was his belief in how to deal with people. Davis always said that the Golden Rule was not good enough.

"When you have to lead men, you don't do unto others as you would have others do unto you," Davis said. "You do unto them, in a paramilitary situation, as they want to be done unto. You have to treat them the way they want to be treated."

That way of treating people led friends and former players to remember Davis as the epitome of loyalty. And in turn, he showed the rest of the NFL how to treat former players. Of all the awards he received, the recognition from men that played the game meant the most to Davis. In 1997, the NFL Alumni inducted Davis into the Order of the Leather Helmet, a lifetime-achievement award. Six years earlier, the NFL Players Association honored Davis with its inaugural Retired Players Award of Excellence, citing the care he had shown players long after they retired.

"I feel we're one of the last bastions of hope, as a team image, as a team organization," Davis explained. "I don't want to give that up with the Raiders. We believe in tradition. We believe in the glory. We believe in the debt we owe to our players from the past."



No question, the way Davis treated people led to a record nine Hall of Famers asking him to present them in Canton, Ohio, at their induction ceremonies, an exceptional fact that exists nowhere else in sports, and speaks volumes of Davis' compassion for others.

In 1992, Davis earned his own enshrinement in the Pro Football Hall of Fame, and for the first time stood at the familiar podium after someone else – his most successful Raiders coach, Madden – had introduced him. Davis took the opportunity to look back on the team that mirrored his life.

"Enshrinement is a reflection of a life's work, a reflection of a love affair with the greatest game the world has ever known. This honor is a testament to a great organization, and to all the capable people that have poured their talent and enthusiasm and loyalty into the greatness of the Raiders, and the Raiders legend and mystique."

| | | | |
|----------------------------------|-----|----------------------------------|-----|
| 100 Yards Receiving | 278 | Eto, Darryl | 16 |
| 100 Yards Rushing | 277 | Extra Points | 379 |
| 2015 Game Summaries | 229 | Exum, Erin | 392 |
| 2015 in Review | 223 | Feliciano, Jon | 90 |
| 2015 Player Participation | 227 | Football Staff Directory | 8 |
| 2015 Raiders Statistics | 225 | Football Support Staff | 43 |
| 2015 Results | 224 | Franklin, Jethro | 17 |
| 2016 Important Dates | 388 | Gomes, Joe | 18 |
| 300 Yards Passing | 281 | Hackett, Chris | 200 |
| Al Davis | 1 | Hall, Jimmy | 201 |
| Alexander, Vadal | 204 | Hall, Marvin | 212 |
| Allen, Nate | 58 | Hamilton, Antonio | 213 |
| All-League Selections | 360 | Hansley, Joe | 213 |
| All-Time Assistant Coaches | 357 | Hayden, DJ | 91 |
| All-Time Drafts | 351 | Heeney, Ben | 94 |
| All-Time Honors | 362 | Helu, Jr., Roy | 96 |
| All-Time Numbers | 342 | Herock, Shaun | 42 |
| All-Time Postseason Games | 308 | Holmes, Andre | 100 |
| All-Time Raiders | 334 | Holmes, Gabe | 201 |
| All-Time Results by Season | 293 | Holt, Tim | 19 |
| Amerson, David | 62 | Holton, Johnny | 213 |
| Anno, Sam | 14 | Holz, Nick | 20 |
| Annual Leaders | 273 | Howard, Austin | 103 |
| Atkinson III, George | 65 | Hudson, Rodney | 105 |
| Autry, Denico | 66 | Iddings, Drew | 214 |
| Badain, Marc | 47 | Individual Playoff Records | 328 |
| Ball, Neiron | 68 | Individual Records | 242 |
| Bates, Daren | 70 | Interest Holders | 8 |
| Bell, Mitch | 199 | Irvin, Bruce | 107 |
| Blanda, Tom | 47 | Jackson, Branden | 214 |
| Bone, Rosie | 48 | Jackson, Gabe | 111 |
| Brent, K.J. | 211 | James, Cory | 207 |
| Burbank, Ross | 211 | Janikowski, Sebastian | 113 |
| Business Staff | 50 | Johnson, Bobby | 21 |
| Business Staff Directory | 9 | Jones, Billy | 392 |
| Calhoun, Shilique | 205 | Jones, Taiwan | 118 |
| Carr, Derek | 72 | Joseph, Karl | 208 |
| Carrie, TJ | 75 | Kijowski, Kevin | 22 |
| Clinkscales, Joey | 41 | King, Marquette | 122 |
| Coaches and Administration | 7 | Kirkland, Denver | 214 |
| Condo, Jon | 77 | Kiss, Will | 392 |
| Cook, Connor | 206 | Latham, Darius | 215 |
| Cooper, Amari | 79 | League Results | 285 |
| Cowser, James | 211 | Lotulelei, John | 125 |
| Crabtree, Michael | 81 | Mack, Khalil | 126 |
| Del Rio, Jack | 12 | McCaffrey, Max | 215 |
| Delaney, Tom | 41 | McCants, Matt | 129 |
| Downing, Todd | 15 | McDonald, Dewey | 130 |
| Draft Picks and UDFA's | 203 | McDonald, Dexter | 131 |
| Durden, Kenneth | 212 | McGee, Stacy | 132 |
| East, Andrew | 199 | McGill, Keith | 135 |
| Edwards Jr., Mario | 86 | McGloin, Matt | 137 |
| Edwards, Chris | 212 | McKenzie, Reggie | 10 |
| Edwards, SaQwan | 200 | Media Information | 390 |
| Ellis, Justin | 88 | Mickens, Jaydon | 216 |

| | | | |
|---------------------------------|-----|--|-----|
| Miller, Wes | 23 | Shutout Victories | 287 |
| Moore, Damontre..... | 140 | Silver and Black Productions | 382 |
| Moore, Rob | 24 | Smith, Aldon | 169 |
| Murray, Latavius..... | 142 | Smith, Lee | 173 |
| Musgrave, Bill..... | 25 | Smith, Malcolm..... | 176 |
| Nelson, Reggie | 145 | Smith, Sean | 181 |
| Nichols, Cheryl | 48 | Smith, Tracy..... | 34 |
| Norton, Jr., Ken..... | 27 | Smith, Travis..... | 35 |
| Olawale, Jamize | 151 | Sunseri, Sal | 36 |
| O'Malley, Ryan | 216 | Super Bowls | 309 |
| Omoile, Oni | 216 | Superlatives | 277 |
| Orr, Leon..... | 154 | Tavecchio, Giorgio..... | 202 |
| Osemele, Kelechi | 155 | Taylor, Mike | 392 |
| Overtime | 287 | Team Playoff Records | 331 |
| Palmer, Nathan | 157 | Team Records..... | 258 |
| Parmalee, Bernie | 29 | The Last Time | 238 |
| Peetz, Jake..... | 30 | Thorpe, Neiko | 185 |
| Penn, Donald..... | 158 | Tice, Mike | 38 |
| Playoff History..... | 314 | Ticket Information | 380 |
| Preseason Results | 290 | Toomer, Korey..... | 188 |
| Primetime Games..... | 286 | Top Individual Seasons, Passer Rating..... | 283 |
| Pro Bowl Selections | 363 | Top Individual Seasons, Receptions | 284 |
| Pro Football Hall of Fame | 364 | Top Individual Seasons, Rushing .. | 282 |
| Quick Facts | 8 | Townsend Jr., Greg..... | 217 |
| Raider Image | 384 | Trawick, Brynden | 190 |
| Raiderettes..... | 385 | Underwood, Colton | 202 |
| Raiders Chronology | 371 | Vandernat, Dane | 42 |
| Raiders Foundation | 387 | Vaughn, Terran | 217 |
| Raiders in the Community..... | 386 | Ventrelle, Dan | 47 |
| Raiders Radio Network..... | 381 | Veterans | 57 |
| Raiders vs. NFL..... | 303 | Vieselmeier, Brent..... | 39 |
| Records and History..... | 237 | Villanueva, Ed..... | 49 |
| Reece, Marcel | 160 | Walford, Clive..... | 192 |
| Results by Season Summary | 288 | Ward, Jihad | 209 |
| Richard, Jalen | 217 | Washington, DeAndré | 210 |
| Rivera, Mychal | 165 | Watson, Menelik..... | 194 |
| Roberts, Seth..... | 167 | Westendorf, Courtnee | 49 |
| Robertson, Marcus | 31 | White, Torian | 218 |
| Roster, Alphabetical | 220 | Williams, Dan | 195 |
| Roster, Numerical | 222 | Wilson, Kyrie | 218 |
| Roster, Positional | 219 | Woodson, Rod | 40 |
| Seely, Brad..... | 32 | | |
| Shearer, Mark..... | 48 | | |



REGGIE McKENZIE
GENERAL MANAGER

MARK DAVIS
OWNER



JACK DEL RIO
HEAD COACH

FOOTBALL STAFF DIRECTORY

TELEPHONE NUMBERS

Main switchboard 510-864-5000
Ticket office 1-800-RAIDERS (724-3377)
Raider Image 510-780-5040
Administration fax 510-864-5034
Ticket office fax 510-864-5044
Raider Image fax 510-864-5044
Football Ops. fax 510-864-5248

Mark Davis Owner
Reggie McKenzie General Manager

COACHING STAFF

Jack Del Rio Head Coach
Sam Anno Defensive Assistant
Todd Downing Quarterbacks
Darryl Eto Asst. Strength and Conditioning
Jethro Franklin Defensive Line
Joe Gomes Head Strength and Conditioning
Tim Holt Asst. Offensive Line
Nick Holz Quality Control - Offense
Bobby Johnson Tight Ends
Kevin Kijowski Strength and Conditioning Asst.
Wes Miller Strength and Conditioning Asst.
Rob Moore Wide Receivers
Bill Musgrave Offensive Coordinator
Ken Norton, Jr. Defensive Coordinator
Bernie Parmalee Running Backs
Jake Peetz Senior Offensive Assistant
Marcus Robertson Defensive Backs
Brad Seely Special Teams Coordinator
Tracy Smith Asst. Special Teams
Travis Smith Quality Control - Defense
Sal Sunseri Linebackers
Mike Tice Offensive Line
Brent Vieselmeyer Asst. Linebackers
Rod Woodson Asst. Defensive Backs

EQUIPMENT

Bob Romanski Equipment Manager
Thomas Arguello Equipment Assistant
Adam Johnson Equipment Assistant
Danny Molina Equipment Assistant
Woody Wheeler Equipment Assistant

FOOTBALL OPERATIONS

Tom Delaney Director - Football Administration
Willie Brown Football Administration/Personnel
Pete Caracciolo Team Travel and Logistics Coordinator
David Christoff Player Personnel Analyst
Derek Haithcock Coaching Operations Assistant
Rachel Johnson Assistant to the Head Coach
Tom Jones Football Operations Coordinator
George Li Football Operations Statistical Analyst

Zach Longenecker Head Groundskeeper
McCade Lynch Assistant Groundskeeper
Dustin Pixton Assistant Groundskeeper
DeAngelo Shears Football Operations Assistant

MEDIA RELATIONS

Will Kiss Senior Director - Media Relations
Erin Exum Media Relations Coordinator
Billy Jones Media Relations Coordinator

MEDICAL/TRAINING STAFF

H.Rod Martin Head Athletic Trainer
Chris Cortez Athletic Trainer
Steve Plourde Athletic Trainer
Emilio Rabelo Athletic Trainer/Physical Therapist
Habib Toubedian Athletic Trainer
Scott Touchet Athletic Trainer
Dr. Warren King Team Orthopedist
Dr. Stephen Corday Medical Consultant
Dr. Fred Nicola Medical Consultant
Dr. Navdeep Singh Team Medical Physician
Dr. Warren Strudwick Orthopedic Consultant

PLAYER ENGAGEMENT

Lamonte Winston Director - Player Engagement
Annelie Schmittl Player Engagement Assistant

PLAYER PERSONNEL

Joey Clinkscales Director - Player Personnel
Shaun Herock Director - College Scouting
Dane Vandernat Director - Pro Scouting
Teddy Atlas Scouting Coordinator
Calvin Branch College Scout
Ben Chester Pro Scout
Zack Crockett College Scout
Von Hutchins Pro Scout
Brad Kaplan College Scout
Mike Krupoff Player Personnel Assistant
Howie Long Player Personnel Assistant
Mickey Marvin College Scout
Dave McCloughan College Scout
Raleigh McKenzie College Scout
Kyle Newhall-Caballero Pro Scout
John Otten Scouting IT/Video Coordinator
Trey Scott College Scout

VIDEO OPERATIONS

Dave Nash Director - Video Operations
Jim Otten Video Operations
Greg Reuveni Video Assistant

QUICK FACTS

First Season: 1960 (American Football League)
Founding Co-owners and Directors: Y. Charles Soda, F. Wayne Valley, Robert L. Osborne, Don Blessing, Charles L. Harney, Roger D. Lapham, Jr., Wallace A. Marsh, William J. Hayes, Edward W. McGah

All-Time Record: Regular season: 444-397-11 (.528)
Postseason: 25-18 (.581)

AFL Championships: 1 - 1967

Super Bowl Championships: 3 - 1976, 1980, 1983

Division Titles: 17 - 1967-70, 1972-76, 1980, 1982-83, 1985, 1990, 2000-02

Conference: American Football Conference

Division: West Division

Stadium: Oakland Alameda Coliseum

Capacity: 53,286

Surface: Overseeded Bermuda

Year opened: 1966

Team Colors: Silver and Black

Radio: Flagship KGMZ (95.7 The GAME) and nation-wide Raiders Radio Network

Preseason TV: KTVU-TV (Ch. 2) and KICU-TV (Ch. 36) in Bay Area

INTEREST HOLDERS

A. BOSCACCI
GINNY BOSCACCI
FIRST FOOTBALL - PAUL LEFF
GOPPL, LLC
JACK HARTMAN
DORAY VAIL
BOB SEAMAN

BUSINESS STAFF DIRECTORY

Marc Badain

President

EXECUTIVES

Dan Ventrelle
Tom Blanda
Rosie Bone
Cheryl Nichols
Mark Shearer
Ed Villanueva
Courtnee Westendorf

ADMINISTRATION

Kristi Bailey
Karen 'Fudgie' Otten
Carolyn Paul

BUSINESS DEVELOPMENT

Justin Barnes
Jack Levey
Jonathan Martinez
Joe Shapero
Wahaj Tariq

COMMUNITY RELATIONS/ PUBLIC AFFAIRS/EVENTS

Morris Bradshaw
Amanda Dane
Nick Markunas
Kelly Stein
Mike Taylor
Will Telfer
Mitch Tom
Erin Wright

CLIENT SERVICES

Cynthia Albertsen
Ranya De Castro
Amin Hasan
Ryan Kelly
Anwaar Lacy
Emmanuel Lopez
Hannah O'Leary
Veronica Perry
Warren Verrett III

CORPORATE PARTNERSHIP

Doug Catanzarite
Peter Charney
Karen Fontana
Jason Giglio
Zoe Panayides

CREATIVE

Aaron Ward

FINANCE

Brandon Doll
Daniel Huie
Derek Person
Adam Sanda
Anne Wilcoxon

FOUNDATION

Megan King
Anthony Mayo

HUMAN RESOURCES

Haja Suleman
Karla Tai

INFORMATION TECHNOLOGY

Alfredo Aceves
Ryan Dorsey
Benny Hong
Matt Pasco
Shawn Testa

LEGAL

John Yow

OPERATIONS

Donna Mendoza
Pat Valerio

PREMIUM SALES AND SERVICE

Kylee Chandler
Brooke DeGroot
Tariq Fleming
Alex Geche
Robert Henriquez
Qjava Martinez
Keyon Nash
Panos Pappas
Jennifer Vu

RAIDER IMAGE

John Andrews
Arianne Bautista
Kris Bayliss
Freddy Carcomo
John Garrison
Sophia Goucher
DJ Hollingsworth
Jackie Kaufman
Jeanine Liebelt
Tom Lydon
Brian Moran
Scott Murray
Jeff Romanski
Samantha Romero
Paul Taylor
Joseph Tesconi
Gordon Yu

RAIDERETTES

Jeanette Thompson
Shawna Zimmerman

SEASON TICKETS

Francisco Ascencio
Jay Chess
Michael Donato
Eric Eyler
Jonathan Mydra
Cesar Serrano
Taylor Silva
Nicholas Trujillo
Andres Villalobos

SECURITY

Greg Garrett
Dean Stavert

SILVER AND BLACK PRODUCTIONS/ DIGITAL MEDIA

Travis Braz
Steven Camacho
Lauren Chandler
Vittorio DeBartolo
Tony Gonzales
Jerry Knaak
Kelly McDonald
Tyler Moorehead
Marcus Padilla
Eddie Paskal
Brad Phinney
Jessica Romero

STADIUM DEVELOPMENT AND OPERATIONS

Chris Sotiropulos

TICKET OPERATIONS

Jessica Ballard
Adam Feldman



REGGIE McKENZIE

GENERAL MANAGER

30th season in NFL (7 as a player) | 9th season with Raiders (4 as a player)

Reggie McKenzie, a former draft pick by Raiders Owner Al Davis, enters his 30th season in the National Football League and his fifth as General Manager of the Silver and Black. McKenzie was named

to the position by Owner Mark

Davis on Jan. 10, 2012, becoming the first General Manager of the franchise since Al Davis was hired as Head Coach and General Manager in 1963.

In his first four years as General Manager, McKenzie has overseen significant changes in the organization's scouting, player personnel and football operations departments, while bringing refined football acumen to the Silver and Black. Adhering to a strategy of building a competitive roster through the draft while making strategic acquisitions via free agency and trades, four of McKenzie's draft picks earned places in the Pro Bowl following the 2015 season, and five of the team's record-tying six Pro Bowl selections were drafted or signed during his tenure with the Silver and Black. McKenzie enters his fifth season at the helm having already earned plaudits from some of the most respected voices in football.

McKenzie's proficiency in personnel evaluation is evidenced by the recent influx of productive players to Oakland. During the early free-agency period this past March, the Raiders made a splash by signing guard Kelechi Osemele, linebacker Bruce Irvin, cornerback Sean Smith and safety Reggie Nelson, securing four of the "top 25 available free agents" according to NFL.com.

The Raiders also added considerable talent and increased roster depth through the 2016 NFL Draft. The team tabbed exciting safety Karl Joseph out of West Virginia with the 14th overall pick and strengthened the defense with the selections of defensive lineman Jihad Ward and linebacker Shilique Calhoun in the second and third rounds, respectively. McKenzie traded up for the first time as Raiders General Manager in the fourth round, dealing with Cleveland to advance 14 spots to select quarterback Connor Cook out of Michigan State with the 100th overall pick.

In 2015, McKenzie addressed key needs in the middle of the defense by adding defensive tackle Dan Williams and safety Nate Allen during the early free-agency period, which immediately strengthened the core of the unit. On offense, McKenzie made key free-agent acquisitions along the offensive line and at several skill positions. Center Rodney Hudson was signed and joined a unit that includes tackles Donald Penn and Austin Howard, both 2014 free agent signings. Wide receiver Michael Crabtree was also added and responded by leading the team in receptions (85) and touchdowns (nine).

McKenzie's scouting department added excellent talent at numerous positions through the 2015 NFL Draft. Wide receiver Amari Cooper, selected with the fourth-overall pick out of Alabama, had an immediate impact, setting franchise rookie records with 72 receptions for 1,070 yards and garnering PFWA All-Rookie and Pro Bowl honors. Defensive lineman Mario Edwards Jr., the Raiders' second-round selection, also had a solid impact as a rookie, starting 10 games and earning All-Rookie recognition.

McKenzie and his staff supplemented the roster with exceptional talent through the 2014 NFL Draft, adding four immediate starters to the active roster and earning top grades across the board from local and national media. The Raiders selected six defensive players, including fifth-overall selection Khalil Mack, who earned consensus All-Rookie honors in his first season. Mack blossomed into one of the league's elite defenders in his second year, recording 15 sacks to rank second in the NFL and becoming the first player ever to be named first-team All-Pro at two different positions (defensive end and linebacker) in the same season.

BACKGROUND

| Years | Team | Position |
|---------|---------------------------|---------------------------------|
| 1985-88 | Los Angeles Raiders | Linebacker |
| 1989-90 | Phoenix Cardinals | Linebacker |
| 1991 | Dorsey H.S. (Los Angeles) | Defensive Coach |
| 1992 | Montreal Machine (WLAFL) | Linebacker |
| 1992 | San Francisco 49ers | Linebacker |
| 1993 | University of Tennessee | Graduate Assistant/Defense |
| 1994-96 | Green Bay Packers | Pro Personnel Assistant |
| 1997-07 | Green Bay Packers | Director of Pro Personnel |
| 2008-11 | Green Bay Packers | Director of Football Operations |
| 2012-16 | Oakland Raiders | General Manager |



In the second round of the 2014 NFL Draft, McKenzie added quarterback Derek Carr, who started all 16 games as a rookie and shattered every rookie passing record in franchise annals. Carr continued his ascent in his sophomore season, garnering Pro Bowl honors after passing for 3,987 yards and tossing 32 touchdowns, the second highest single-season total in franchise history. The draft class bounty also included starting guard Gabe Jackson, defensive tackle Justin Ellis and defensive back TJ Carrie.

Stocking the roster with talented young players began in earnest for McKenzie with the 2013 NFL Draft, when he traded the third-overall pick to Miami in exchange for the 12th selection and the Dolphins' second-round choice, picks which he used to select cornerback DJ Hayden and tackle Menelik Watson, respectively. McKenzie later executed two additional draft-day trades, turning seven picks into a league-high 10 total selections, and mining promising talents in the later rounds like tight end Mychal Rivera and running back Latavius Murray, who earned a Pro Bowl nod in 2015.

In his first draft as General Manager in 2012, the Raiders owned just five selections and none before the 95th overall pick, which was a third-round compensatory choice. Following that draft, McKenzie added rookie free agent wide receiver Rod Streater, who totaled 39 receptions as a new-comer and led the Raiders with 60 catches for 888 yards in 2013, and punter Marquette King, who led the NFL in punting (48.9 avg.) in 2013 and set a franchise record with 40 punts placed inside the 20-yard line in 2015.

McKenzie, who played in 58 games with 40 starts at linebacker for the Silver and Black from 1985-88, re-joined the franchise after 18 years in the Green Bay Packers' personnel department. He joined the Packers in 1994 and helped Green Bay capture eight division titles and three conference championships, and both Super Bowl XXXI and Super Bowl XLV.

As a key component in evaluating and acquiring talent, McKenzie was instrumental in helping the Packers establish the NFL's second-best record, 194-110 (.638), trailing only New England (198-106, .651) since the 1993 dawn of free agency and the salary cap, a period of time that many observers predicted would be difficult to navigate for the small-market franchise.

In Green Bay, McKenzie oversaw the team's scouting efforts of all professional football leagues, including the NFL, CFL and Arena Football League. He also played a key role in evaluating both players on the roster and potential free agents across the NFL. McKenzie was heavily involved in all of the team's transactions and tryouts on a daily basis to build depth, including 2010, when the Packers won the Lombardi Trophy despite losing six opening-day starters – and 15 overall – to season-ending injuries. He was also central in signing free agents Ryan Pickett and Charles Woodson, the 2009 Defensive Player of the Year. His work helped produce several contributors in the run to the Super Bowl XLV title and a decade earlier, he helped obtain Eugene Robinson, Santana Dotson, Bruce Wilkerson, Andre Rison and Desmond Howard, who were significant contributors to the Packers' Super Bowl XXXI title.

During his last years with the Packers, which included the team's world championship campaign in 2010 and its 15-1 regular season in 2011, McKenzie provided advance scouting reports on upcoming opponents for the head coach and his staff. He also contributed to the scouting of college prospects and worked with general manager Ted Thompson to prepare for the annual draft. The Packers promoted him to director-football operations in 2008.

McKenzie, 53, was an NFL linebacker for seven seasons (1985-90, 1992) before entering the coaching ranks. He joined Green Bay in 1994 as a pro personnel assistant, hired by former Raiders executive Ron Wolf, then the executive vice president/general manager of the Packers. Wolf met McKenzie, then a University of Tennessee graduate assistant coach, while in Knoxville to scout future Raider Charlie Garner. Wolf promoted McKenzie to director of pro personnel in May 1997, after Green Bay won Super Bowl XXXI.

Selected by the Silver and Black as a 10th-round draft pick out of Tennessee in 1985, McKenzie excelled in his first year, earning All-Rookie Team honors as the Raiders went 12-4 and won the AFC West. He started all 32 games over his first two seasons at inside linebacker. After four years (1985-88) with the Raiders, McKenzie spent two seasons (1989-90) with the Phoenix Cardinals and one year with the San Francisco 49ers (1992).

Prior to signing with the 49ers, McKenzie played with the Montreal Machine of the World League of American Football (WLAF) in the spring of 1992. While out of pro football in 1991, he spent a season as a defensive coach for Dorsey High School in Los Angeles, helping the program to a CIF Los Angeles Section championship.

In 1993, McKenzie returned to Tennessee and served as a graduate assistant coach under Phillip Fulmer. That year, the Volunteers appeared in the Florida Citrus Bowl and landed one of the nation's top recruiting classes, highlighted by quarterback Peyton Manning. While back in Knoxville, McKenzie also pursued a master's degree in education administration.

Born in Knoxville, Tenn., on Feb. 8, 1963, McKenzie earned a bachelor's degree in business administration with an emphasis in personnel management at Tennessee. An all-state linebacker and a four-sport letterman at Austin-East High School in Knoxville, McKenzie was valedictorian of his 1981 high school graduating class, despite throwing the shot and discus for his track team, playing baseball (first base) and basketball (forward), and starting on both sides of the line on the gridiron. His twin brother, Raleigh, who also attended Tennessee and enjoyed a 16-year NFL career with four teams before retiring in 2001, joined his brother in the Raiders' personnel department as a college scout in 2012. The McKenzie twins have a total of four Super Bowl rings between them.

McKenzie and his wife, June, have two daughters, Jasmin Dolores, a 2014 graduate of Wheaton College with a degree in elementary education and a master's degree in urban education, and Mahkayla Mariah, a 2015 graduate of Duke University with a degree in civil engineering. He also has two sons, Reginald Kahili, entering his sophomore year at Tennessee, and Jalen Elijah, entering his senior year at Clayton Valley Charter High School.





JACK DEL RIO

HEAD COACH

31st season in NFL (11 as a player) | 2nd season with Raiders

Jack Del Rio was named the 19th head coach in the 56-year history of the Oakland Raiders franchise on Jan. 15, 2015. The appointment marked a homecoming for Del Rio, who was raised in nearby Hayward, Calif.

Now in his 31st year in the NFL and his 20th season in coaching, Del Rio has played for, coached with, and learned from some of the best coaches in all of football. He was recruited to play at USC by John Robinson, and in the NFL he played under Bum Phillips, Jim Mora, Jimmy Johnson and Dennis Green. As a coach, he honed his skills on the staffs of Pro Football Hall of Famer Mike Ditka, Super Bowl winner Brian Billick and Super Bowl participant John Fox.

In his first season with the Raiders, Del Rio oversaw significant improvements as the Raiders more than doubled the previous year's win total. Oakland moved up 15 spots in the NFL rankings in turnover ratio, finishing 17th in the league (+1) after ranking 32nd in 2014 (-15). The team improved in five major statistical categories on offense alone, making gains in total offense, rushing, passing, points per game and third-down efficiency. On defense, the Raiders improved in rushing defense, points per game allowed and third-down defense. Six Raiders were selected for the Pro Bowl, matching a franchise record set in 1994.

Upon taking the reins in Oakland in January 2015, Del Rio embarked on assembling a heralded coaching staff that, collectively, counts seven Super Bowl titles, 62 playoff berths, one Hall of Fame induction and 165 coaching years to its credit.

As defensive coordinator with the Denver Broncos from 2012-14, Del Rio was part of three-straight AFC West titles and helped lead Denver to an AFC Championship and appearance in Super Bowl XLVIII following the 2013 campaign. It marked his second stint under Head Coach John Fox, as the two also spent the 2002 season together in Carolina. In all, he has coached 24 players to a total of 33 Pro Bowl selections.

In 2014, Del Rio's defensive unit boasted five Pro Bowl selections, ranked third in the NFL in overall defense (305.2 yards per game) and second in the league against the run, allowing 79.8 yards per game. With 25 takeaways and a plus-five turnover ratio, Del Rio's defense was instrumental in leading the Broncos to a third straight 12-win season.

In his second season with the Broncos in 2013, Del Rio's defense helped Denver to a 12-4 record and an appearance in Super Bowl XLVIII. Del Rio also accepted the additional role of interim head coach (Weeks 10-13) while Fox underwent a heart procedure, and led the Broncos to a 3-1 record against teams with a combined record of 29-9 (.763). With Del Rio at the helm, Denver beat previously-undefeated Kansas City twice in addition to San Diego, with the team's only loss coming at New England.

In 2012, Denver's defense finished as the NFL's second-ranked unit (290.8 yards per game), after finishing the previous season ranked 20th in the league. The group also tied for the league lead with 52 sacks and allowed the lowest opponent third-down percentage (30.6 percent), while tying for the largest scoring improvement (6.3 points per game) from the previous season.

Prior to joining the Broncos in 2012, Del Rio spent nine seasons at the helm in Jacksonville. During his head coaching tenure (2003 to 2011) with the Jaguars, the club ranked sixth in the NFL in yards per game allowed (317.3) and eighth in points per game allowed (20.3).

Under Del Rio, the Jaguars made two playoff appearances in 2005 and 2007, highlighted by the club's first postseason win in eight seasons with a 31-29 road victory against the Pittsburgh Steelers in a 2007 AFC Wild Card Game.

In 2009, Del Rio led one of the league's youngest teams, with four rookies in full-time roles as starters, 32 new players on the roster and a total of 16 rookies by season's end. The team was in playoff contention until the final weekend of the regular season, finishing 7-9. Rookies combined to make 71 starts, the most in team history, and the team was penalized a league-low of 70 times, the fewest in franchise history. The Jaguars battled through injuries in 2008 to a 5-11 record despite having just four players start all 16 games and a total of 15 players on injured reserve at the end of the year.

COACHING BACKGROUND

| Years | College/Pro Team | Position Coached |
|--------------------|----------------------|--------------------------|
| 1997 | New Orleans Saints | Assistant Strength Coach |
| 1998 | New Orleans Saints | Linebackers |
| 1999-2001 | Baltimore Ravens | Linebackers |
| 2002 | Carolina Panthers | Defensive Coordinator |
| 2003-11 | Jacksonville Jaguars | Head Coach |
| 2012-14 | Denver Broncos | Defensive Coordinator |
| 2013 (Weeks 10-13) | Denver Broncos | Interim Head Coach |
| 2015-16 | Oakland Raiders | Head Coach |



The Jaguars posted an 11-5 record in 2007 to earn a second playoff berth in three years, in addition to claiming the franchise's first playoff win since the 1999 season, while becoming the first team in NFL history to win in Pittsburgh twice in one season. The offense ranked seventh in the league and scored a team-record 411 points. The offense had a team-record seven games with 400-or-more yards, while the defense held opponents to 17 points or less 10 times.

Del Rio led the 2006 Jaguars to a record of 8-8 as the team finished 5-3 against playoff teams and suffered seven losses by seven points or less. Among the highlights was a team-record 2,541 rushing yards and just 30 sacks allowed on offense. The defense registered the highest ranking in team history at second overall.

In 2005, the Jaguars won eight of the last nine regular season games, including four straight on the road, en route to a 12-4 finish and a Wild Card playoff berth. The league's sixth-ranked defense was sixth in points allowed and had 19 interceptions. On offense, the team increased scoring by 100 points over the previous year and had a team-record and NFL-low six interceptions thrown.

In 2004, Del Rio posted the team's first winning record since 1999, leading the Jaguars to a 9-7 mark. In taking over the Jaguars in 2003, Del Rio was the architect of a defense that improved to sixth overall in the NFL and second against the run. The Jaguars' 5-11 record included six losses by seven points or less.

During his lone season as a defensive coordinator with Carolina in 2002, he inherited the NFL's worst defense statistically (371.4 yards per game allowed) and turned it into the league's second-ranked unit (290.4 yards per game allowed). Additionally, the 2002 Panthers squad led the NFL in rushing average against (3.7 avg.) and ranked second in third down efficiency (32.9 percent) and sacks (52).

As linebackers coach for the Baltimore Ravens from 1999-2001, Del Rio tutored a talented group that included Peter Boulware, Ray Lewis and Jamie Sharper. Baltimore's 2000 team set the NFL 16-game record by allowing only 165 points while recording four shutouts and forcing a league-best 49 turnovers. Lewis was named the NFL's Defensive Player of the Year and the MVP of Super Bowl XXXV that season after a playoff run in which the defense surrendered just one touchdown in four games.

Del Rio began his coaching career with the New Orleans Saints under Head Coach Mike Ditka, serving as an assistant strength coach in 1997 before moving on to coach the linebackers in 1998.

A veteran of 11 seasons as an NFL linebacker, he was selected in the third round (68th overall) of the 1985 NFL Draft by New Orleans and went on to make the NFL's All-Rookie Team and earn the Saints' Rookie of the Year award.

Following two seasons in New Orleans (1985-86), he played for Kansas City (1987-88), Dallas (1989-91) and Minnesota (1992-95). He led the Vikings in tackles for three consecutive years and was selected to participate in the Pro Bowl in 1994. For his career, he played 160 games in the regular season and totaled 1,078 tackles, 12 sacks and 13 interceptions.

Del Rio was a four-year starter at the University of Southern California, where he earned consensus All-American honors as a senior and was runner-up for the Lombardi Award, given to the nation's best lineman or linebacker. Named co-MVP of the 1985 Rose Bowl, Del Rio recorded 340 career defensive stops, including 58 tackles for a loss. A standout catcher on the USC baseball team, Del Rio was drafted by the Toronto Blue Jays in 1981. He was inducted into the USC Athletic Hall of Fame in May 2015.

Del Rio was a three-sport star in football, baseball and basketball at Hayward High School in Hayward, Calif. He earned a degree in political science from the University of Kansas while playing for the Chiefs.

Born on April 4, 1963, in Castro Valley, Calif., Del Rio and his wife, Linda, have three daughters, Lauren, Hope and Aubrey, and a son, Luke, who is a quarterback at the University of Florida.



PLAYING CAREER

| Years | College/NFL Team |
|---------|--------------------|
| 1981-84 | USC |
| 1985-86 | New Orleans Saints |
| 1987-88 | Kansas City Chiefs |
| 1989-91 | Dallas Cowboys |
| 1992-95 | Minnesota Vikings |

COACHING RECORD

| Year | NFL Team | Record | Playoffs |
|--------------|------------------|---------------------|-------------------|
| 2003 | Jacksonville | 5-11 | |
| 2004 | Jacksonville | 9-7 | |
| 2005 | Jacksonville | 12-4 | 0-1 |
| 2006 | Jacksonville | 8-8 | |
| 2007 | Jacksonville | 11-5 | 1-1 |
| 2008 | Jacksonville | 5-11 | |
| 2009 | Jacksonville | 7-9 | |
| 2010 | Jacksonville | 8-8 | |
| 2011 | Jacksonville | 3-8 | |
| 2013 | Denver (interim) | 3-1 | |
| 2015 | Oakland | 7-9 | |
| Total | | 78-81 (.491) | 1-2 (.333) |



SAM ANNO

DEFENSIVE ASSISTANT

9th season in NFL (7 as a player) | 2nd season with Raiders

Sam Anno enters his second season with the Oakland Raiders as defensive assistant. He joined the NFL coaching ranks as a defensive assistant for the Silver and Black in 2015 after spending the prior six seasons at the University of San Diego as an assistant

head coach/linebackers and special teams.

During his first year in Oakland, Anno helped the defense produce two Pro Bowlers in veteran S Charles Woodson and DE Khalil Mack. Anno assisted Mack in recording one of the most prolific defensive seasons in franchise history. Mack finished the year with a career high 15 sacks, which ranked second in the league and third in franchise history. In Week 14 against Denver, Mack tied a franchise record and career high with five sacks, becoming just the sixth player to record five or more sacks since sacks became an official stat in 1982. Under Anno's guidance, Mack became the first person in NFL history to be named a first-team All-Pro at two positions, defensive end and linebacker.

Anno, who worked extensively with the defensive line and linebackers, helped guide a defense that ranked seventh in the NFL from Weeks 11-17 in total defense. He also saw the Raiders significantly increase their sack total from the previous season, as they improved from 22 to 38 in 2015.

Anno served as the special teams coordinator along with coaching linebackers and the defensive line unit from 2009-2014 with the Toreros. San Diego closed out the 2014 season with a 9-3 record and their first trip to the NCAA Division I FCS Playoffs, falling to Montana in the NCAA Division I Football Championship. In the 2013 season, senior DE Steve Gargiulo was tabbed first-team All-Pioneer Football League, while fellow DE Blake Oliaro closed out his career with 30 sacks. Following the 2011 campaign, Oliaro was tabbed the PFL Defender of the Year and an All-American, and senior DE Mario Kurn signed a free agent contract with the Raiders.

Prior to coaching at San Diego, Anno coached linebackers and special teams at Central Connecticut State in 2008, where the team went 7-4 overall and tied for third in the Northeast Conference standings with a 4-3 mark.

Anno began coaching collegiately at USC, spending three years at his alma mater serving as a video assistant in 2007 and a defensive and special teams graduate assistant in 2005 and 2006.

Before joining the collegiate coaching ranks, Anno coached at Venice (Calif.) High School as an assistant in 2004. He served as the defensive coordinator at Santa Monica (Calif.) High School from 2000-01 after spending four seasons as an assistant there.

COACHING BACKGROUND

| Years | College/Pro Team | Position Coached |
|---------|-------------------------|--|
| 2005-06 | USC | Defensive/Special Teams Graduate Assistant |
| 2007 | USC | Video Assistant |
| 2008 | Central Connecticut St. | Linebackers/Special Teams |
| 2009-14 | San Diego | Assistant Head Coach/Linebackers and Special Teams |
| 2015-16 | Oakland Raiders | Defensive Assistant |



PERSONAL: Native of Santa Monica, Calif. ... Played seven years in the NFL as a linebacker and long snapper with the Los Angeles Rams (1987), Minnesota Vikings (1987-88), Tampa Bay Buccaneers (1989-91) and San Diego Chargers (1992-93)...Received NFL Special Teams Player of the Year honors in 1989...Played in the same line-backing corps as Head Coach Jack Del Rio at USC, totaling 127 tackles as a junior and 51 stops as a senior before a knee injury ended his season... Helped the Trojans win the 1985 Rose Bowl and earn bids to the 1985 Aloha Bowl and 1987 Gator Bowl...Received a bachelor's degree in communications...Anno and fiancée, Kate, welcomed daughter Jaclyn in February 2016.



TODD DOWNING

QUARTERBACKS

16th season in NFL | 2nd season with Raiders

Todd Downing enters his 16th season in the NFL and his second with the Silver and Black as quarterbacks coach. Downing joined the Raiders in 2015 after holding the same position with the Buffalo Bills and Detroit Lions.

In his first season with Oakland, Downing helped second-year QB Derek Carr post one of the most prolific passing campaigns in team history on his way to becoming the first quarterback to represent the Raiders in the Pro Bowl since 2002. For his efforts with the position group in 2015, Downing was named Pro Football Focus' Quarterbacks Coach of the Year. Under Downing's tutelage, Carr improved his passer rating by 14.5 points from his rookie season to 91.1 in 2015, the fifth largest improvement in the NFL over that span. Carr's yards per attempt average jumped from 5.5 in 2014 to 7.0 last season, while his touchdown to interception ratio also improved from 1.75 to 2.46, good for 14th in the NFL in 2015.

Downing oversaw staggering production from Carr and the passing attack, as the quarterbacks combined for the second most passing touchdowns (34) and the third most passing yards (4,129) in team history last season. Carr's 32 touchdown passes tied for the seventh most in the NFL last season, and he led the NFL with 13 touchdowns of 25-or-more yards. In total, Downing guided Carr to 11 multi-touchdown games, six 300-yard games, five 100-plus-rating games and four comeback victories in 2015.

Prior to joining the Raiders, Downing guided second-year QB EJ Manuel and veteran QB Kyle Orton, leading Buffalo to a 9-7 record in 2014. After Manuel threw touchdowns in each of his four starts on the season, Downing helped Orton record his best statistical season since 2010. In just 12 starts, Orton posted his third 3,000-yard season and tied his third best touchdown mark with 18 scores.

Downing joined the Bills after five seasons with the Detroit Lions, four of them working with quarterbacks. Downing got his start in Detroit as an offensive quality control coach in 2009 before becoming the assistant quarterbacks coach in 2010, working with QB Matthew Stafford, the Lions' first-overall pick in the 2009 NFL Draft.

In Downing's three seasons as quarterbacks coach in Detroit, Stafford started all 48 games and passed for at least 4,600 yards and 20 touchdowns each year, including a 5,000-yard, 41-touchdown season in 2011, which led to the Lions' first playoff berth since 1999. Under Downing's tutelage, Stafford went on to become the franchise leader in attempts, completions and passing yards, and ranked second in touchdowns with 109 by the end of 2013.

In 2013, Stafford completed 371-of-634 passes for 4,650 yards and 29 touchdowns, his third consecutive 4,600-yard, 20-touchdown season. The year prior, he fell just shy of his second-straight 5,000-yard season, setting franchise marks in both attempts and completions by connecting on 435-of-727 passes (59.8 percent) for 4,967 yards and 20 touchdowns.

In 2011, Downing's first year as quarterbacks coach, Stafford set franchise passing records for yards (5,038), touchdowns (41), passer rating (97.2) and completion percentage (63.5). He was one of only three quarterbacks, along with QB Drew Brees and QB Tom Brady, to finish 2011 in the top five of all six major passing categories: third in yards, third in touchdown passes, fifth in quarterback rating, fifth in completion percentage, first in attempts (663) and second in completions (421).

Downing's guidance helped Stafford record two of the best seasons in NFL history. His 2011 and 2012 seasons rank eighth and ninth, respectively, on the all-time single-season passing yards list, and Stafford and Brees are the only players to have thrown for at least 4,900 yards in back-to-back seasons.

The 2010 season forced Downing to deal with several injuries at the quarterback position. However, all three of the team's signal callers maintained production throughout the season and all three won at least two games that season. In all, the Lions started Stafford (three games), QB Shaun Hill (10 games) and QB Drew Stanton (three games), and the team ranked third in the league in completions (383), third in attempts (633), 12th in gross passing yards (4,001) and were tied for 11th in touchdown passes (26).

Before working exclusively with quarterbacks, Downing served as a defensive assistant and assistant special teams coach with the St. Louis Rams from 2006-07. In 2008, he was named assistant secondary/defensive quality control coach in St. Louis.

Downing got his start at the NFL level with the Minnesota Vikings on current Raiders offensive line coach and former Vikings Head Coach Mike Tice's staff, where he worked as an intern and coaching assistant from 2001-02 and as a football systems analyst from 2003-04. He was named offensive quality control coach for the Vikings in 2005. He helped the Vikings achieve top-five finishes in three years (2003-05) and a playoff appearance in 2004.


Before he entered the NFL ranks, Downing began his coaching career with his alma mater, Eden Prairie (Minn.) High School, from 1999-2000. In 2000, he helped lead the Eagles to the Minnesota Class 5-A State Title.

PERSONAL: Native of Eden Prairie, Minn. ...Studied business communications at the University of Minnesota from 1999-2002...During the summers of 2000-02, played quarterback for a semi-pro team, the Minnesota Maulers...He and his wife, Julie, have a son, Jackson.

COACHING BACKGROUND

| Years | College/Pro Team | Position Coached |
|---------|-------------------|---|
| 2001-02 | Minnesota Vikings | Coaching Intern/Assistant |
| 2003-04 | Minnesota Vikings | Football Systems Analyst |
| 2005 | Minnesota Vikings | Quality Control – Offense |
| 2006-07 | St. Louis Rams | Defensive Assistant/ Assistant Special Teams |
| 2008 | St. Louis Rams | Assistant Secondary/ Quality Control – Defense |
| 2009 | Detroit Lions | Offensive Quality Control |
| 2010 | Detroit Lions | Assistant Quarterbacks |
| 2011-13 | Detroit Lions | Quarterbacks |
| 2014 | Buffalo Bills | Quarterbacks |
| 2015-16 | Oakland Raiders | Quarterbacks |





DARRYL ETO

ASSISTANT STRENGTH AND CONDITIONING

2nd season in NFL | 2nd season with Raiders

Darryl Eto enters his second season with the Raiders as assistant strength and conditioning coach following five seasons as the director of strength and conditioning with the NBA's Houston Rockets. Recognized as an expert in the field of plyometrics, conditioning and speed training, Eto has nearly 30 years of experience in the industry.

In 2015, Eto and the strength and conditioning staff implemented a new strength and conditioning program that assisted the team to a four-win improvement from the 2014 season. In his role, Eto's focus is on all areas of athletic development.

During his time with the Rockets, Eto oversaw all player training and physical performance development. He refined his practice in applied anatomy, exercise physiology and biomechanics over the course of 25 years before joining the Rockets. Prior to working in Houston, Eto spent nearly nine years as the senior performance specialist at EXOS, formerly Athletes' Performance, in Phoenix, Ariz. While working with the private training company, Eto developed and implemented performance training programs for professional, amateur and youth athletes in a wide array of sports.

COACHING BACKGROUND

| Years | College/Pro Team | Position Coached |
|---------|-----------------------|--|
| 1991-97 | University of Arizona | Head Assistant Strength and Conditioning Coach |
| 2009-14 | Houston Rockets | Director of Strength and Conditioning |
| 2015-16 | Oakland Raiders | Assistant Strength and Conditioning |

Before joining Athletes' Performance, Eto served as the assistant director of research development and program design at International Performance Institute in Bradenton, Fla. From 1991-97, he was the head assistant strength and conditioning coach at Arizona. Eto began his career in 1986 as the strength and conditioning coach/physical therapy aide at Ather Sports Injury Clinic in Castro Valley, Calif.

PERSONAL: Native of Los Gatos, Calif. ...Earned his master's degree in exercise and sport science at the University of Arizona and graduated from Cal State-Hayward, with a bachelor's degree in kinesiology and physical education...Certifications include National Strength and Conditioning Association Certified Strength and Conditioning Specialist, United States Weightlifting Federation Club Coach, USA Track and Field Level 1 Track and Field Coach and massage therapist...Took a foreign study tour in the science of strength and conditioning in Bulgaria and the USSR in June 1988...Married to Beverly.





JETHRO FRANKLIN

DEFENSIVE LINE

10th season in NFL | 2nd season with Raiders

Jethro Franklin enters his second season with the Oakland Raiders as defensive line coach. He has 26 years of experience coaching defensive line at both the NFL and collegiate levels.

In 2015, Franklin's

line was led by sec-

ond-year DE Khalil Mack,

who enjoyed a breakout sophomore season. Mack started all 16 games, totaled 79 tackles (58 solo), two forced fumbles and four passes defended on the year, earning him his first Pro Bowl nod. Mack also became the first player in NFL history to earn first-team All-Pro selections at two positions, defensive end and linebacker. He finished second in the league with 15 sacks, including a four-game stretch where he posted 10 sacks. Mack was named AFC Defensive Player of the Week for his Week 14 performance in the victory over the Denver Broncos where he posted nine tackles (six), five sacks and one forced fumble. He was also named the Castrol Edge Clutch Performer of the Week for the dominant performance against the Broncos, tying the Raiders' franchise record for sacks in a game (Howie Long). Mack recorded four multi-sack games in 2015, including three straight in Weeks 12-14.

Under Franklin's tutelage, free agent signee DT Dan Williams made a career-high 15 starts in 2015 and also notched a career-high 59 tackles (34 solo), one sack and a personal-best three passes defended in his first season with the Silver and Black. Second-round draft pick DE Mario Edwards Jr. also made significant contributions as a rookie, starting 10-of-14 games played with 41 tackles (31 solo), two sacks, three passes defended and three forced fumbles.

Prior to coaching the Silver and Black, Franklin spent 2011-14 as the Miami Hurricanes defensive line coach. In 2014, Franklin's unit helped the Hurricanes move from 89th in FBS total defense the previous season to 14th (329.6 yards per game), and 36th in scoring defense (24.3 points per game). The defensive line also improved significantly against the run, reducing its 176.5 rushing yards allowed per game (77th) in 2013, to a 30th-ranked 137.1 yards per game in 2014.

Franklin's line helped the Hurricanes to a No. 9 national ranking in red zone defense, 14th in total defense and 21st in scoring defense, holding opponents to an average of 20.1 points per game in his first season. Franklin also helped the development of 2012 third-round draft pick DE Olivier Vernon as he totaled 81 tackles (51 solo) and nine sacks in his collegiate career.

Prior to Miami, Franklin spent 2010 at Temple where he tutored standout DE Muhammad Wilkerson, who was taken in the first round of the 2011 NFL Draft by the New York Jets. In his only season at Temple, Franklin's line helped lead the Owls to an 8-4 record, including 5-3 in MAC games. Under his direction, both Wilkerson and DL Elisha Joseph garnered All-MAC First-Team honors.

Franklin coached the defensive line at USC in 2009, helping the Trojans to a victory in the Emerald Bowl. Before his second coaching stint at USC, Franklin spent three seasons coaching defensive line units in the NFL. He spent the 2007-08 seasons with the Houston Texans where DE Mario Williams set the Texans single-season sack record and made the 2008 Pro Bowl. Franklin spent the 2006 season with the Tampa Bay Buccaneers.

Franklin first coached the defensive line at USC in 2005-06. In 2005, DEs Lawrence Jackson (first round, Seattle) and Frostee Rucker were All-Pac-10 first-teamers, while DT Sedrick Ellis (first round, New Orleans), Rucker (third round, Cincinnati) and DT LaJuan Ramsay (sixth round, Philadelphia) were NFL draft picks.

He went to USC after spending five seasons (2000-04) coaching the defensive line for the Green Bay Packers and tutoring DE Kabere Gbaja-Biamila, a Green Bay Packer Hall of Famer and the franchise's all-time sacks leader. Under Franklin's tutelage, Gbaja-Biamila led the NFC in sacks (2004), was named to a Pro Bowl (2003) and received the Ed Block Courage Award (2002). The defense set various Packers' game, season and all-time sack records during his tenure. Franklin served as the defensive line coach for UCLA in 1999-2000 before joining the NFL coaching ranks.

Franklin began his coaching career at his alma mater, Fresno State, where he was in charge of the defensive line for eight seasons (1991-98). The Bulldogs played in three bowls while he was there, the 1991 California Bowl, 1992 Freedom Bowl and 1993 Aloha Bowl. While at Fresno State, he had a pair of NFL coaching fellowships, working with the Buffalo Bills in the summer of 1994 and the Cleveland Browns in the summer of 1995.

PERSONAL: Native of St. Lazaire, France, where his father was stationed in the military...Drafted by the Houston Oilers in the 11th round (298th overall) of the 1988 NFL Draft...Spent the 1989 season playing defensive line for the Seattle Seahawks...No. 1 overall draft choice of the San Antonio Riders of the World League of American Football in 1991 before opting to begin his coaching career instead...Attended Fresno State, where he spent two seasons (1986-87) as a starter on the defensive line and earned All-American second-team honors both seasons...Set a then-school record as a junior with 19.5 sacks...Was the Pacific Coast Conference Defensive Player of the Year and Fresno State's MVP as a senior in 1987...Played two seasons (1984-85) at San Jose (Calif.) Community College, winning junior college All-American honors in 1985...Attended Yerba Buena High School in San Jose...Earned his bachelor's degree in criminology at Fresno State in 1989...Has two children, a son, Khalil, and a daughter, Takara.

COACHING BACKGROUND

| Years | College/Pro Team | Position Coached |
|---------|----------------------|------------------|
| 1991-98 | Fresno State | Defensive Line |
| 1999 | UCLA | Defensive Line |
| 2000-04 | Green Bay Packers | Defensive Line |
| 2005 | USC | Defensive Line |
| 2006 | Tampa Bay Buccaneers | Defensive Line |
| 2007-08 | Houston Texans | Defensive Line |
| 2009 | USC | Defensive Line |
| 2010 | Temple | Defensive Line |
| 2011-14 | Miami (Fla.) | Defensive Line |
| 2015-16 | Oakland Raiders | Defensive Line |





JOE GOMES

HEAD STRENGTH AND CONDITIONING

2nd season in NFL | 2nd season with Raiders

Joe Gomes enters his second season at the helm of the Raiders' strength and conditioning staff. In his role, he oversees the team's strength and conditioning program as well as the nutritional program.

Gomes possesses over a decade of athlete training experience after spending nine years at EXOS (formerly Athlete's Performance).

After joining the team in 2015, Gomes directed the implementation of a new strength and conditioning program, focused on providing the best of applied sport science, physical preparation and recovery systems in a world-class training environment. The program assisted the team to a four-win improvement from the 2014 season.

COACHING BACKGROUND

| Years | College/Pro Team | Position Coached |
|---------|------------------|--------------------------------|
| 2015-16 | Oakland Raiders | Head Strength and Conditioning |




Gomes joined EXOS in 2006 as their Director of Performance. His primary focus was on developing programs to share EXOS' innovative and progressive methodology with industry professionals and organizations worldwide. Additionally, Gomes developed EXOS' methodology and integrated both research and performance technology into its systems.

During his tenure at EXOS, he ran the industry-leading preparation program for the annual NFL Scouting Combine each February from 2007-10. Over those four years, Gomes trained 35 first-round draft picks, 13 top-10 selections and four first-overall picks. Among them are T Jake Long, QB Matt Ryan, CB Aqib Talib, WR Demaryius Thomas, QB Matthew Stafford, CB Vontae Davis, LB Brian Orakpo, S Patrick Chung, DT Gerald McCoy and RB Jonathan Stewart.

Gomes worked as a consultant in high-performance solutions for professional sports and elite organizations, also serving as a Senior Advisor and Performance Director for the United States Army Special Operations Command for five years. He provides strategies to identify and reduce injury potential as well as increasing and maintaining optimum performance levels in elite competitive environments.

Gomes has actively consulted with high performance organizations and agencies from a number of different backgrounds, including United States Military Special Operations, United States Secret Service and numerous professional soccer and rugby teams.

PERSONAL: Native of London, England...Received his bachelor's degree from St. Mary's University College in London, England, where he played varsity rugby and graduated with honors...Attended Aylsham High School in Norwich, England, where he played rugby and ran track...He and his wife, Ashley, have two daughters, Presley and Elliotte.



TIM HOLT

ASSISTANT OFFENSIVE LINE

6th season in NFL | 2nd season with Raiders

Tim Holt enters his second season with the Oakland Raiders as assistant offensive line coach. He joined the Raiders in 2015 after spending 2014 at the collegiate level at Stetson University. Holt brings five years of NFL coaching experience to the Silver

and Black along with 15 years in the college ranks. Holt has coached two Pro Bowlers, 22 all-conference selections and three All-Americans.

In his first season with the Raiders, Holt helped guide an exceptional offensive line that gave up just 33 sacks on the year, tied for 11th fewest in the league. The Raiders' offensive line did not allow a sack in three games and held opponents to two sacks or less in 10 games. Behind the line, QB Derek Carr completed 350 passes for 3,987 yards with 32 touchdowns, all career highs. The line paved the way for RB Latavius Murray to surpass 1,000 rushing yards for the first time in his career, making him the first Raider to do so since 2010. In total, four offensive players earned Pro Bowl nods (Carr, Murray, WR Amari Cooper and FB Marcel Reece).

Holt was named the offensive line coach and run game coordinator at Stetson in 2014 after coaching the line for the Chicago Bears in 2012, succeeding current Raiders offensive line coach Mike Tice, who was promoted to offensive coordinator. His line helped RB Matt Forte eclipse the 1,000-yard mark for the third time in his career.

Prior to joining the Bears, Holt spent three years with the Tampa Bay Buccaneers as an offensive assistant (2009) and assistant offensive line coach (2010-11). He helped improve the Buccaneers' offense to 20th in the league in scoring in 2010 after the team ranked 30th the previous season. In his final two years with the Bucs, the team's offensive line paved the way for the rushing attack to average 4.5 rushing yards per carry, seventh best in the NFL. While with Tampa Bay, Holt helped current Raiders T Donald Penn to a Pro Bowl selection in 2010.

Holt spent 14 years coaching at the collegiate level before breaking into the professional ranks, including a one-year stint at Stonehill College (2008) as the offensive line coach/run game coordinator. Holt spent four years at his alma mater, Division II Southern Connecticut State, from 2004-07, where he worked with offensive line before coaching the running backs. Prior to returning to Southern Connecticut State, Holt was the offensive coordinator/offensive line coach at American International from 2001-03.

Holt began his coaching career at Southern Connecticut State as a graduate assistant from 1995-96, where he worked primarily with the tight ends and offensive line. He spent the next two years at Cornell (1999-2000) as the tight ends/assistant offensive line coach and then as the running backs coach. He also had a two-year stint at Lehigh working with the tight ends and offensive line.

PERSONAL: Native of Dighton, Mass. ...A three-year letterman in four seasons (1991-94) as an offensive lineman at Southern Connecticut State...Helped the school to six-win seasons in his first two years...Attended Dighton (Mass.) Rehoboth High School...Holt and his wife, Bridget, have four daughters: Madailein, Cailin, Aislinn and Tegwyn.

COACHING BACKGROUND

| Years | College/Pro Team | Position Coached |
|---------|------------------------|--|
| 1995-96 | Southern Conn. St. | Graduate Assistant—Tight Ends/ Assistant Offensive Line |
| 1997-98 | Lehigh | Assistant Tight Ends/ Offensive Line |
| 1999 | Cornell | Tight Ends/ Assistant Offensive Line |
| 2000 | Cornell | Running Backs |
| 2001-03 | American International | Offensive Coordinator/ Offensive Line |
| 2004 | Southern Conn. St. | Offensive Line |
| 2005-07 | Southern Conn. St. | Running Backs |
| 2008 | Stonehill College | Offensive Line/ Run Game Coordinator |
| 2009 | Tampa Bay Buccaneers | Offensive Assistant |
| 2010-11 | Tampa Bay Buccaneers | Assistant Offensive Line |
| 2012 | Chicago Bears | Offensive Line |
| 2014 | Stetson | Offensive Line/ Run Game Coordinator |
| 2015-16 | Oakland Raiders | Assistant Offensive Line |





NICK HOLZ

QUALITY CONTROL - OFFENSE

5th season in NFL | 5th season with Raiders

Nick Holz enters his second season as quality control – offense with the Raiders in 2016, having spent three seasons as the team's offensive assistant, from 2012-14.

Holz's focus last year was primarily on the wide receivers, where

he helped a young, talented corps. Holz guided first-round draft pick WR Amari Cooper set rookie-franchise records for receptions (72), receiving yards (1,070) and 100-yard games (five). His reception total stands as the most by an NFL wide receiver 21 years old or younger. Cooper passed the 1,000-yard mark in just 14 games, becoming the first Raiders rookie and the first Raider since 2005 to reach that milestone. Holz also helped free agent WR Michael Crabtree thrive during his first season in Oakland, leading the team with 85 receptions for 922 yards and nine touchdowns.

In 2014, Holz helped to groom the team's receivers while helping several free-agent acquisitions adapt into productive roles. Holz developed WR Andre Holmes, as he went on to set career highs with 47 receptions and 693 yards, and second-year WR Brice Butler emerged as a deep threat with 21 receptions and two touchdowns.

Holz worked extensively with Oakland's youthful receiving corps in 2013, helping second-year WR Rod Streater lead the team with 60 receptions and 888 yards. Streater also set a career single-game mark, collecting 130 receiving yards on seven catches and one touchdown against the New York Jets on Dec. 8.

In 2012, Holz aided Streater, who become one of the most productive undrafted rookie players in recent NFL history. Streater's 39 catches in 2012 were tied for third most among undrafted rookies since 2000, and fourth most by a Raider rookie.

Prior to joining the Silver and Black, Holz assisted on a Stanford staff that led the Cardinal to appearances in the Sun Bowl, Orange Bowl and Fiesta Bowl. As an assistant quarterbacks coach, he helped QB Andrew Luck earn first-team All-American honors and finish as the runner-up in Heisman Trophy voting twice.

He began his collegiate coaching career at Nebraska, where he served as offensive quality control coach and video intern for the Cornhuskers in 2007.

PERSONAL: Native of Danville, Calif. ...Three-year letterwinner (2004-06) at Colorado as a wide receiver and holder for field goals and PATs...Voted by teammates as the recipient of The Regiment Award, presented annually to the Colorado player that makes the greatest contribution to the team with the least recognition as a senior...Earned a bachelor's degree in communications...Prepped at De La Salle High School in Concord, Calif. ...Named the team's most inspirational player following the Spartans' 2002 national championship season... Married to Christine.

COACHING BACKGROUND

| Years | College/Pro Team | Position Coached |
|---------|------------------|--------------------------------------|
| 2007 | Nebraska | Offensive Quality Control |
| 2008-11 | Stanford | Offensive Assistant/ Quarterbacks |
| 2012-14 | Oakland Raiders | Offensive Assistant |
| 2015-16 | Oakland Raiders | Quality Control – Offense |





BOBBY JOHNSON

TIGHT ENDS

7th season in NFL | 2nd season with Raiders

Bobby Johnson enters his second year with Oakland as tight ends coach. In his 21-year coaching career, 15 of them at the collegiate level, Johnson has spent eight seasons coaching tight ends and the last six seasons working in the NFL.

Under Johnson's tutelage in 2015, third-year TE Mychal Rivera appeared in all 16 games and finished the season tied for fourth on the team with 32 receptions, for 280 yards and one touchdown. Free agent signee TE Lee Smith completed his fifth NFL season starting a career-high 15 games and set a career high with 12 receptions. Third-round draft pick TE Clive Walford emerged as a dependable receiving option and blocker throughout his rookie campaign, playing in all 16 games and finishing with 28 receptions for 329 yards and three touchdowns.

Prior to joining the Silver and Black, Johnson spent two seasons with the Detroit Lions as tight ends coach (2013) and assistant offensive line coach (2014). He brought a rejuvenated approach to the Lions tight end corps in 2013, as his instruction allowed for the emergence of one of the NFL's top tight end duos in TE Brandon Pettigrew and undrafted rookie TE Joseph Fauria.

Pettigrew (two) and Fauria (seven) combined for nine of QB Matthew Stafford's 29 touchdown passes in 2013, and totaled a combined 59 receptions for 623 yards. Fauria set the franchise record for touchdown receptions by a rookie tight end, and his three-touchdown performance in Week 6 at Cleveland set a single-game franchise record among tight ends and all rookies. His seven scores were also tied for second among all 2013 rookies.

Prior to joining the Lions, Johnson served a one-year stint as tight ends coach with the Jacksonville Jaguars (2012) and two years as assistant offensive line coach with the Buffalo Bills (2010-11). With the Jaguars, Johnson helped veteran TE Mercedes Lewis to his second 50-reception season and his third 500-yard season, while also recording his second-highest touchdown total with four scores. Under his guidance, the Bills' offensive line ranked tied for seventh in the NFL from 2010-11 with just 57 sacks allowed. The team also averaged 4.6 rushing yards per attempt over those two seasons, good for sixth in the league.

From 2005-09, Johnson was the offensive line coach at Indiana, where he developed two current NFL linemen in G/T Rodger Saffold, a second-round selection of the St. Louis Rams in 2010, and G James Brewer, a New York Giants' fourth-round pick in 2011.

Before his stint at Indiana, Johnson was an assistant coach at Miami (Ohio), his alma mater, from 1999-2004, helping the RedHawks to a 13-1 season, a MAC Championship and GMAC Bowl victory in 2003. He also helped the team to an 8-5 finish in 2004 and a berth in the Independence Bowl. He spent his final season at Miami (Ohio) as offensive line coach after working with the tight ends from 1999-2003. During his five-year tenure, the RedHawks were 36-5 when outrushing the opponent.


At Miami (Ohio), Johnson worked with eventual NFL draft picks G Jacob Bell (Tennessee Titans, 2004 fifth-round selection) and G Alex Sulfsted (Kansas City Chiefs, 2001 sixth-round selection), as well as free-agent signees TE Matt Brandt (Detroit Lions, 2004) and T Ben Herrell (Carolina Panthers, 2004).


Johnson spent four years at the University of Akron, the first two as a graduate assistant (1995-96) and then as the Zips' defensive line coach (1997-98).

PERSONAL: Native of Akron, Ohio...Played tackle at Miami (Ohio), starting on the offensive line from 1992-94...Helped the RedHawks average 156.7 rushing yards per game in 1992, and 174.4 rushing yards per game in 1994...Graduated with a degree in health appraisal and sports organization...Attended Akron (Ohio) Hoban High School, where he was a standout lineman and a track-and-field letterman...He and his wife, Kristen, have two daughters, Madilyn and Olivia.

COACHING BACKGROUND

| Years | College/Pro Team | Position Coached |
|-----------|----------------------|--------------------------|
| 1995-96 | Akron | Graduate Assistant |
| 1997-98 | Akron | Defensive Line |
| 1999-2003 | Miami (Ohio) | Tight Ends |
| 2004 | Miami (Ohio) | Offensive Line |
| 2005-09 | Indiana | Offensive Line |
| 2010-11 | Buffalo Bills | Assistant Offensive Line |
| 2012 | Jacksonville Jaguars | Tight Ends |
| 2013 | Detroit Lions | Tight Ends |
| 2014 | Detroit Lions | Assistant Offensive Line |
| 2015-16 | Oakland Raiders | Tight Ends |





KEVIN KIJOWSKI

STRENGTH AND CONDITIONING ASSISTANT

2nd season in NFL | 2nd season with Raiders

Kevin Kijowski is in his second season as strength and conditioning assistant with the Raiders, having joined the club before the 2015 season. Prior to his time in Oakland, he spent four years at the collegiate level, working stints as an assistant strength coach at the University of North Carolina at Wilmington and Appalachian State University.

In 2015, Kijowski and the rest of the strength and conditioning staff implemented a new strength and conditioning program that assisted the team to a four-win improvement from the 2014 season. In his role last year, Kijowski designed and executed player monitoring systems and conditioning for all athletes, as well as implementing the performance nutrition systems.



COACHING BACKGROUND

| Years | College/Pro Team | Position Coached |
|---------|-------------------|---------------------------------------|
| 2011-13 | Appalachian State | Strength and Conditioning Grad. Asst. |
| 2014 | UNC-Wilmington | Assistant Strength and Conditioning |
| 2015-16 | Oakland Raiders | Strength and Conditioning Assistant |


Kijowski joined the Raiders after serving as the assistant strength and conditioning coach at his undergraduate alma mater, UNC-Wilmington, in 2014. While with the Seahawks, Kijowski had the opportunity to train and work alongside a variety of athletes, primarily in men's and women's soccer.

In 2013, Kijowski was a performance specialist at world-renowned EXOS, formerly Athlete's Performance, in Phoenix, Ariz. While at EXOS, a leader in integrated performance training, nutrition and physical therapy for elite and professional athletes, Kijowski worked alongside current Raiders head strength and conditioning coach Joe Gomes, formerly the director of EXOS, and fellow Raiders strength and conditioning assistant Wes Miller, in developing and implementing performance training programs for professional, amateur and youth athletes in a wide array of sports.

Prior to joining EXOS, Kijowski worked at Fort Bragg Military Base in North Carolina in 2013, where he implemented sleep monitoring systems and trained military personnel.

Kijowski began his coaching career while a graduate student at Appalachian State, where he served as a strength and conditioning graduate assistant from 2011-13.

PERSONAL: Native of Charlotte, N.C. ...Earned his master's degree in kinesiology and exercise science at Appalachian State University in 2013...Received his bachelor's degree in kinesiology and exercise science from UNC-Wilmington in 2010...Earned a bachelor's degree in psychology from UNC-Charlotte in 2008...Has multiple certifications including NSCA CSCS (Certified Strength and Conditioning Specialist), USA Weightlifting and CPR/First Aid...Attended Jay M. Robinson High School in Concord, N.C.



WES MILLER

STRENGTH AND CONDITIONING ASSISTANT

2nd season in NFL | 2nd season with Raiders

Wes Miller enters his second season with the Raiders in 2016 as strength and conditioning assistant. Miller joined the club after working as a performance coach at EXOS, formerly Athletes' Performance. A former college tight end, Miller has experience in training

elite athletes and military personnel.

Last year, Miller and the rest of the strength and conditioning staff implemented a new strength and conditioning program that assisted the team to a four-win improvement from the 2014 season. In his role, he assisted with the design and implementation of the strength program, as well as implementation of technology and reconditioning programs for the players. Miller also assisted with the maintenance of the team's new performance center, which opened in 2015.

Miller entered the NFL coaching ranks after working with the military at Fort Bragg in North Carolina, where he assisted in training military personnel. Prior to working with the military, Miller spent four years with EXOS, a leader in integrated performance training, nutrition and physical therapy for elite and professional athletes.

COACHING BACKGROUND

| Years | College/Pro Team | Position Coached |
|---------|------------------|-------------------------------------|
| 2015-16 | Oakland Raiders | Strength and Conditioning Assistant |

Beginning as an intern at EXOS in 2011, Miller was hired as a performance coach and helped develop and implement performance training programs for professional, amateur and youth athletes in a wide array of sports. While working with EXOS, Miller worked alongside current Raiders head strength and conditioning coach Joe Gomes, formerly the director of EXOS, and fellow Raiders strength assistants Darryl Eto and Kevin Kijowski.

PERSONAL: Native of St. Joseph, Mo. ...Has numerous certifications including NSCA CSCS (Certified Strength and Conditioning Specialist) and USA Weightlifting Level 1 Performance Coach...Was a four-year letterman at Missouri State, appearing in 38 games with nine starts at tight end from 2007-10...Totalled 11 receptions for 128 yards (11.6 avg.) with two touchdowns...As a junior, played in 10 games with four starts...Majored in exercise and movement science...Attended Benton High School in St. Joseph, Mo., where he was a four-year starter...Earned all-city, all-district, All-Midland Empire Conference and KWKK All-Regional honors as a senior tight end, defensive end and long snapper in 2005...Earned all-city and all-conference honors as a sophomore and junior...Was also a four-year basketball and baseball starter for the Cardinals, claiming all-city and all-district honors as a pitcher and first baseman.





ROB MOORE

WIDE RECEIVERS

15th season in NFL (12 as a player) | 2nd season with Raiders

Rob Moore enters his second season with the Silver and Black as wide receivers coach. Moore originally broke into the NFL ranks as a coach with the Buffalo Bills in 2014 after a 12-year NFL career as a wide receiver.

In his first season in Oakland, Moore was charged with overseeing the development of rookie WR Amari Cooper, the team's first-round selection in the 2015 NFL Draft. Moore helped Cooper set franchise-rookie records for receptions (72), receiving yards (1,070) and 100-yard games (five). His reception total stands as the most by an NFL wide receiver 21 years old or younger. Cooper eclipsed the 1,000-yard mark in just 14 games, becoming the first Raiders rookie and the first Raider since 2005 to reach that milestone.

Moore also helped free agent WR Michael Crabtree thrive in his first season with Oakland by leading the team with 85 receptions and nine touchdowns for 922 yards. Crabtree caught at least four passes in each of the team's first 15 games of the season, notched three 100-yard outings and tied career highs with his reception and touchdown totals. Under Moore's tutelage in 2015, a total of four different Raiders totaled at least four receiving touchdowns, and five scores were accounted for by undrafted first-year player WR Seth Roberts.

After coaching five seasons at the collegiate level, Moore joined the Buffalo Bills in 2014 to help mentor a youthful wide receiving corps. Moore helped rookie WR Sammy Watkins, the team's fourth-overall pick in the 2014 NFL Draft, total 65 receptions for 982 yards and six touchdowns, setting the franchise-rookie records for receptions and yards. Under Moore's guidance, second-year WR Robert Woods set new personal bests with 65 catches for 699 yards and five touchdowns. Another young wide receiver, Chris Hogan, also set career highs with 41 receptions, 426 yards and four touchdowns.

As wide receivers coach at Syracuse, Moore helped the Orange to three bowl victories in four years from 2010-13. Under his tutelage, WR Alec Lemon finished his career ranked first in the Orange record books for all-time receptions (201) and second in all-time receiving yards (1,780).

Prior to his coaching stint at Syracuse, Moore was the wide receivers coach for Phoenix (Ariz.) Junior College in 2009. He also spent time working as a consultant for Protect Management and Athlete's Performance, training athletes for the NFL draft where he oversaw future draft picks including New Orleans Saints WR Robert Meachem, Cleveland Browns WR Dwayne Bowe, San Francisco 49ers TE Vernon Davis, Detroit Lions WR Golden Tate and Jacksonville Jaguars WR Arrelious Benn.

Moore got his start in coaching at Montclair (N.J.) High School from 2002-03, working with wide receivers.

PERSONAL: Native of Hempstead, N.Y. ...Played 12 years as a wide receiver in the NFL...Was selected by the New York Jets in the first round of the 1990 Supplemental Draft...Spent five seasons with New York (1990-94) and seven years with the Arizona Cardinals (1995-2001)...Played in 153 games with 146 starts, and totaled 628 receptions for 9,368 yards and 49 touchdowns, earning Pro Bowl berths in 1994 and 1997...Led the NFL in receiving yards in 1997 (1,584), earning All-Pro honors, and an All-Conference selection from Pro Football Weekly...Played collegiately at Syracuse from 1987-89, starting all three years...Holds team records for receiving yards per game (75.8) and career touchdown receptions (22)...Earned three straight bowl berths with Syracuse, winning the Hall of Fame Bowl (1989) and Peach Bowl (1989)...As a freshman, helped the Orange to an undefeated season with an 11-0-1 mark...Named to Syracuse's All-Century Team in November 1999...Attended Hempstead (N.Y.) High School, playing football and basketball...Has four children, daughters, Dakota, Savoy and Meadow, and son, Satchel.

COACHING BACKGROUND

| Years | College/Pro Team | Position Coached |
|---------|--------------------|------------------|
| 2009 | Phoenix (Ariz.) JC | Wide Receivers |
| 2010-13 | Syracuse | Wide Receivers |
| 2014 | Buffalo Bills | Wide Receivers |
| 2015-16 | Oakland Raiders | Wide Receivers |





BILL MUSGRAVE

OFFENSIVE COORDINATOR

24th season in NFL (6 as a player) | 3rd season with Raiders

Bill Musgrave enters his 18th season in the NFL coaching ranks and second year as the Raiders' offensive coordinator. He is in his second stint with the team, having served as the team's quarterbacks coach in 1997.

Musgrave is in his fifth assignment as an NFL offensive coordinator, having served in that role with the Philadelphia Eagles, Carolina Panthers, Jacksonville Jaguars and Minnesota Vikings before taking over the role with the Raiders in 2015. His position in Oakland also marks the second time serving as the offensive coordinator on Head Coach Jack Del Rio's staff, as he did so with the Jaguars from 2003-04. He also spent two seasons as the offensive coordinator at the University of Virginia.

In his first year directing the offense in 2015, Musgrave helped the team to a four-win improvement from the 2014 season, as the team scored 359 points, the most since 2010. Under Musgrave's guidance, four offensive players earned a trip to the Pro Bowl in 2015, as QB Derek Carr, WR Amari Cooper, RB Latavius Murray and FB Marcel Reece all got the nod. In 2015, Oakland produced a 3,000-yard passer (Carr), 1,000-yard receiver (Cooper) and 1,000-yard rusher (Murray) for the first time since 2005.

Under Musgrave, Carr posted one of the most prolific passing campaigns in team history, setting career highs in completions (350), passing yards (3,987), and passing touchdowns (32). Carr also led the NFL with 13 touchdown passes of 25-plus yards. Cooper and WR Michael Crabtree paced the team's wide receivers, as Cooper, the team's first-round selection in the 2015 NFL Draft, set franchise-rookie for receptions (72), receiving yards (1,070) and 100-yard games (five). Crabtree thrived in his first season under Musgrave, leading the team with 85 receptions and nine touchdowns for 922 yards. Murray led the team's rushing attack and recorded 1,066 rushing yards on 266 carries with six touchdowns, all career highs, in Musgrave's offense. He also finished second in the AFC and sixth in the NFL while becoming the first Raider to eclipse 1,000 rushing yards since 2010. The offensive line yielded just 33 sacks on the year and held opponents to two sacks or less in 10 of the team's games.

Musgrave joined Oakland after spending the 2014 season with the Philadelphia Eagles as their quarterbacks coach. After losing starting QB Nick Foles to injury midway through the season, Musgrave integrated QB Mark Sanchez into the starting role. Before suffering a season-ending injury in Week 9, Foles led the Eagles to a 6-2 record, and became the eighth player in NFL history to throw for at least 320 yards in each of their first three games of the year. After taking over for Foles, Sanchez threw for 2,418 yards and 14 touchdowns and set the single-season franchise record with a 64.1 percent completion percentage. Philadelphia also set single-season team records for points (474), touchdowns (54), completions (390) and first downs (356).

Before joining the Eagles, Musgrave spent three seasons as the offensive coordinator of the Vikings, overseeing the best rushing attack in the league over that span. During his three seasons at the helm, Minnesota led the league in rushing, posting 146.5 yards per game, and RB Adrian Peterson paced the NFL with 4,333 rushing yards.

In 2013, Musgrave oversaw a Vikings offense that set the Metrodome record for points scored as Minnesota beat the NFC East Champion Eagles 48-30. WR Greg Jennings set career highs as he tallied 11 catches for 163 yards. Musgrave was also instrumental in the development of rookie WR Cordarrelle Patterson, who put together an impressive rookie campaign. Patterson became the only player in NFL history with four receiving touchdowns, three rushing touchdowns and two kickoff return touchdowns in the same season.

Musgrave helped the Vikings and Peterson to one of the best rushing seasons in NFL history in 2012, as the Vikings went 10-6, securing a playoff berth on the final Sunday by beating Green Bay 37-34. Peterson was named the NFL's Most Valuable Player and Offensive Player of the Year. On the season, he posted 2,097 rushing yards, the second-highest single-season mark in NFL history. Peterson recorded 10 games of at least 100 rushing yards and topped the 200-yard mark twice, along with 40 pass receptions. The team's 2,634 rushing yards in 2012 also marked a Vikings franchise high. Second-year QB Christian Ponder also made strides in 2012, improving his passer rating by 11 points to an 81.2 rating. TE Kyle Rudolph was a major force in the passing game, hauling in nine touchdowns to rank second in the NFL amongst tight ends.

In 2011, Musgrave tutored the rookie tandem of Ponder and Rudolph. Ponder took over as the team's starting quarterback for the final 10 games of the season, and led the NFL in red zone passing with a 114.3 passer rating. Rudolph earned a spot on the Pro Football Weekly All-Rookie team, tying for second on the Vikings with three touchdowns. WR Percy Harvin enjoyed a breakthrough year in 2011, setting a career high with 87 receptions. Musgrave also shrewdly utilized the dynamic Harvin on the ground, as Harvin rushed 52 times for 345 yards and two touchdowns. The duo of Peterson and RB Toby Gerhart paced a rushing attack that finished fourth in the NFL with 144.9 yards per game.

Prior to joining the Vikings, Musgrave spent five seasons with the Atlanta Falcons from 2006-10, serving as the team's quarterbacks coach. Musgrave played a large role in the development of 2008 first-round draft pick QB Matt Ryan as he emerged into one of the best quarterbacks in the NFL. Ryan earned his first Pro Bowl selection in 2010, setting then-career highs with 3,705 passing yards and 28 touchdowns and a 91.0 passer rating. In 2010, Ryan tied Hall of Fame QB Dan Marino for most wins by a quarterback in his first three seasons since the AFL-NFL merger in 1970 with 33. Ryan orchestrated six game-winning drives on the year and earned NFC Offensive Player of the Month honors in November after completing 69.3 percent of his passes for 1,001 yards and seven touchdowns during the month. He finished the year with a 104.1 passer rating, good for third in the NFL.

COACHING BACKGROUND

| Years | College/Pro Team | Position Coached |
|---------|----------------------|---|
| 1997 | Oakland Raiders | Quarterbacks |
| 1998* | Philadelphia Eagles | Offensive Assistant/ Offensive Coordinator |
| 1999 | Carolina Panthers | Quarterbacks |
| 2000 | Carolina Panthers | Offensive Coordinator/ Quarterbacks |
| 2001-02 | Virginia | Offensive Coordinator/ Quarterbacks/Tight Ends |
| 2003 | Jacksonville Jaguars | Offensive Coordinator |
| 2004 | Jacksonville Jaguars | Offensive Coordinator/ Quarterbacks |
| 2005 | Washington Redskins | Quarterbacks |
| 2006-10 | Atlanta Falcons | Quarterbacks |
| 2011-13 | Minnesota Vikings | Offensive Coordinator |
| 2014 | Philadelphia Eagles | Quarterbacks |
| 2015-16 | Oakland Raiders | Offensive Coordinator |

*Served as the team's offensive coordinator for the final 10 games.

In 2008, Musgrave tutored Ryan as a rookie, helping him win Associated Press and Sporting News NFL Offensive Rookie of the Year honors. On the year, Ryan threw for 3,400 yards on 265-of-434 passing, 16 touchdowns and an 87.7 passer rating. At the time, Ryan became only the second rookie in NFL history to throw for over 3,000 yards in a season, posting nine consecutive games with 200 yards passing along the way. In helping Atlanta to an 11-5 record and a playoff berth, Ryan tied the best regular season record since 1970 by a rookie quarterback who started all 16 games. To top off his rookie campaign, Ryan established a then-rookie postseason record with 26 completions and added two touchdowns against the eventual NFC Champion Arizona Cardinals.

Despite a turbulent 2007 season under head coach Bob Petrino, Musgrave helped two Falcons quarterbacks to career-high performances. QB Chris Redman saw his first significant NFL action since 2003 and threw for 1,079 yards and 10 touchdowns in four games. Redman was named the NFC Offensive Player of the Week after throwing four touchdown passes in the team's Week 17 victory over the NFC West champion Seattle Seahawks. Musgrave also guided QB Joey Harrington, who started 10 games for Atlanta, throwing for 2,215 yards and completing 61.8 percent of his passes.

In 2006, Musgrave helped QB Michael Vick set several career, franchise and NFL records. Vick completed a career-high 20 touchdown passes and became the first quarterback in NFL history to rush for over 1,000 yards in a single season. Vick threw at least three touchdown passes on three separate occasions. He also rushed for over 100 yards in three games, including a 166-yard effort against New Orleans in Week 12. His 8.5 yards per carry average established an NFL single-season record.

As the quarterbacks coach of the Washington Redskins in 2005, he helped the team reach the playoffs and defeat the Tampa Bay Buccaneers in the Wild Card round. That season, QB Mark Brunell passed for a career-high 23 touchdowns, the most by a Redskins signal caller since 1999.

Working on Del Rio's staff with the Jacksonville Jaguars from 2003-04, Musgrave worked with Jaguars 2003 first-round pick QB Byron Leftwich. As Musgrave oversaw his development, Leftwich threw for 5,760 yards and 29 touchdowns over his first two years, leading the Jaguars to a 9-7 record in 2004. Musgrave also helped lead a potent rushing attack, as RB Fred Taylor set then-franchise records with 1,572 rushing yards in 2003.

Musgrave spent the 2001-02 seasons at the collegiate level as the offensive coordinator at the University of Virginia. The Sporting News named Musgrave the "Best Coordinator" in 2002, as he was instrumental in the development of QB Matt Schaub when he was at Virginia. Schaub was named the ACC Player of the Year and set numerous school and ACC records. Overall, Virginia threw 32 touchdown passes in 2002, including a record 28 by Schaub. TE Heath Miller was named to the Freshman All-American team, and RB Wali Lundy set a school record for rushing yards by a freshman and tied the ACC record for receptions by a freshman. In his first season at Virginia in 2001, WR Billy McMullen caught a school-record 83 passes.

During the 1999 and 2000 campaigns, Musgrave served as the quarterbacks coach and offensive coordinator of the Carolina Panthers. The Panthers' offense ranked second in the NFL in passing (260.1 passing yards per game) and fourth in scoring (26.3 points per game) in 1999, and QB Steve Beuerlein had a career year, throwing for 36 touchdowns and 4,436 yards and earning a Pro Bowl nod. Beuerlein became just the 11th player in NFL history to throw for 4,000 yards and 30 touchdowns in a season.

Musgrave's first NFL coaching experience came with the Raiders in 1997 as quarterbacks coach. Starting QB Jeff George led the NFL with 3,919 passing yards and led the AFC with 29 touchdowns. He also threw only nine interceptions under Musgrave's guidance.



PERSONAL: Native of Grand Junction, Colo. ... Was drafted in the fourth round (106th overall) of the 1991 NFL Draft by the Dallas Cowboys... Played six seasons as a quarterback for the San Francisco 49ers (1991-94) and Denver Broncos (1995-96)...Served as a back up to Joe Montana and Steve Young with the 49ers...Played under offensive coordinators Mike Holmgren and Mike Shanahan...Was a member of the 49ers' Super Bowl XXIX winning team in 1994...Followed Shanahan to Denver to play under offensive coordinator Gary Kubiak and backup John Elway from 1995-96...Was a four-year starting quarterback and three-year captain at Oregon from 1987-90...Took the Ducks to their first bowl games in 26 years in 1989 and 1990...Finished his collegiate career as Oregon's all-time leader in passing and total offense, while establishing 15 school records... Was inducted into University of Oregon Hall of Fame in 2000...Was named Colorado High School Athlete of the Year for 1985-86 and was the recipient of the Denver Post's Gold Helmet Award as the prep football player of the year... Inducted into the Colorado Sports Hall of Fame in 1995.



KEN NORTON, JR.

DEFENSIVE COORDINATOR

20th season in NFL (13 as a player) | 2nd season with Raiders

Ken Norton, Jr. enters his seventh NFL coaching season and his second as Oakland's defensive coordinator.

As a 19-year NFL veteran as a player and coach, Norton, Jr. has been a part of four Super Bowl-winning teams (three as a player and one as a coach). He is entering his 20th season overall in the NFL, with 13 coming as an All-Pro linebacker for the Dallas Cowboys and San Francisco 49ers. He and Raiders Head Coach Jack Del Rio played alongside one another in the linebacking corps of the Cowboys from 1989-91.

In his first year as the Raiders defensive coordinator in 2015, Norton, Jr. led a unit that helped the Raiders to a four-win improvement from 2014. Over the course of the season, his unit progressed as the team came down the stretch. Over the final seven weeks of the season, the defense ranked seventh in the league in total defense, allowing just 305.9 yards per game. During that stretch, his unit held the eventual Super Bowl champion Denver Broncos to a season-best 4.0 yards per play, helping the team secure a 15-12 victory in Week 15. For the season, the team excelled at getting off the field, ranking ninth in the NFL (51.7 percent) on third downs.

Norton, Jr.'s defense produced two Pro Bowlers in 2015, as DE Khalil Mack and S Charles Woodson were named to the squad. Mack enjoyed a breakout sophomore season, finishing second in the league with 15 sacks, including a four-game stretch where he posted 10 sacks. He also became the first player in NFL history to earn first-team All-Pro selections at two positions, defensive end and linebacker. Woodson paced the secondary and led the team with five interceptions, his most as a Raider since his rookie season of 1998. In the linebacking corps, free agent signee LB Malcolm Smith led Oakland in tackles in his first year with the team, recording a career-high 143. Smith helped solidify the group, starting all 16 games and playing nearly every defensive snap.

From 2010-14, Norton, Jr. served as Seattle's linebackers coach, helping the team to three NFC West Division titles, two NFC Championships and a Super Bowl XLVIII title. Over that period, Norton, Jr. helped the Seahawks' defense rank second in total defense (309.5 yards per game) and the unit finished in the top 10 four times (2011-14), including leading the league in total defense the past two seasons. Seattle's defense also proved to have a nose for the ball during Norton, Jr.'s tenure, forcing the fourth-most turnovers with 147. Additionally, he was part of a defensive staff that sent 11 players to the Pro Bowl from 2011-14.

In 2014, Norton, Jr. helped the Seahawks win the NFC title for the second straight year. Seattle's defense finished the year as the league's top-ranked defense by a large margin, surrendering only 267.1 yards per game (Detroit was ranked second at 300.9 yards per game). Norton, Jr.'s linebacking corps led the way for Seattle, as LBs K.J. Wright and Bobby Wagner led the team in tackles with 107 and 104, respectively. Wagner became just the sixth player in franchise history to record three straight seasons of at least 100 tackles. Wagner was also selected to his first Pro Bowl in 2014.

Helping the Seahawks capture Super Bowl XLVIII in 2013, Norton, Jr. tutored current Raiders and former Seahawks LB Malcolm

Smith, who was named Super Bowl MVP after posting nine tackles (five solo), a 69-yard interception return for a touchdown and one fumble recovery. Wagner led the team in tackles during the regular season with 119, and tied for the team lead with 34 postseason tackles.

With Seattle emerging as a dominant defense in 2012, Norton, Jr. was instrumental in the development of the 2012 second-round draft pick Wagner, who secured his role as the team's starting middle linebacker and finished second in the Associated Press Defensive Rookie of the Year voting. Wagner led the team with 140 tackles (86 solo), and his 140 tackles were a franchise record for tackles by a rookie. He also guided current Raiders and former Seahawks LB Bruce Irvin in his rookie season, as Irvin posted eight sacks on the campaign.

In his first two seasons in Seattle, Norton, Jr. helped LB David Hawthorne to back-to-back 100-tackle seasons. He also oversaw the development of Wright as he emerged as a starter in the linebacking corps as a rookie in 2011. Wright finished fifth on the team with 61 tackles in only 12 games started. In 2010, he helped the Seahawks win the NFC West title and defeat the high-powered New Orleans Saints in the Wild Card round.

Prior to joining the NFL coaching ranks, Norton, Jr. spent six seasons coaching on the defensive side of the ball at USC under Pete Carroll. During his career at USC, Norton, Jr. tutored an impressive group of linebackers who went on to have success at the NFL level. Among

COACHING BACKGROUND

| Years | College/Pro Team | Position Coached |
|---------|------------------|--|
| 2004 | USC | Defensive Assistant/ Linebackers |
| 2005-08 | USC | Linebackers |
| 2009 | USC | Assistant Head Coach Defense/ Linebackers |
| 2010-14 | Seattle Seahawks | Linebackers |
| 2015-16 | Oakland Raiders | Defensive Coordinator |



those players are LB Brian Cushing, LB Clay Matthews, LB Keith Rivers, LB Rey Mauluga and LB Lofa Tatupu. Cushing, Matthews and Rivers were all NFL first-round draft picks. During his time at USC, the school played in the 2005 Orange Bowl (BCS Championship Game), 2006 Rose Bowl (BCS Championship Game), 2007 Rose Bowl, 2008 Rose Bowl, 2009 Rose Bowl and 2009 Emerald Bowl.

In 2008, Mauluga was named a first-team All-American and the Pac-10 Defensive Player of the Year, made his third consecutive All-Pac-10 First Team and was USC's first-ever winner of the Bednarik Award. He also was a finalist for the Lombardi, Butkus and Nagurski Awards. Cushing was also a Butkus Award finalist and won All-Pac-10 First Team honors. Following the season, Cushing and Matthews were first-round picks in the NFL Draft and Mauluga was a second-round selection.

In 2007, Rivers was an All-American first-teamer and was a first-round NFL draft pick following the season, while LB Thomas Williams was a fifth-round NFL selection. In 2006 and 2007, Rivers and Mauluga made the All-Pac-10 First Team. LBs Dallas Sartz (fifth round) and Oscar Lua (seventh round) were also selected in the 2007 NFL Draft.

Mauluga was named first-team Freshman All-American in 2005 and LBs Matt Grootegoed and Tatupu were named first-team All-American in 2004. Grootegoed was also a Butkus Award finalist and Tatupu was selected in the second round of the NFL draft. Norton, Jr. also helped USC win the BCS National Championship in 2004, beating Oklahoma, 55-19.

After retiring from the NFL in 2000, Norton, Jr. was a radio and television commentator and analyst, including appearances on the NFL Network. He also served as the defensive coordinator at Hamilton High School in Los Angeles, Calif., in 2003.

PERSONAL: Native of Westchester, Calif. ...Played in the NFL for 13 seasons...Was originally drafted by the Dallas Cowboys in the second round (41st overall) of the 1988 NFL Draft...Spent his first six seasons with the Cowboys from 1988-93 and his final seven with the San Francisco 49ers from 1994-2000...Appeared in 191 games with 188 starts, recording 1,274 tackles (897 solo), 12.5 sacks, six forced fumbles, 13 fumble recoveries, five interceptions and 49 passes defended...Named an Associated Press All-Pro in 1995...Is the only player in NFL history to play on three consecutive Super Bowl-winning teams (Dallas in 1992 and 1993 and San Francisco in 1994)...Earned All-American honors at UCLA in 1987...Was a four-year letterwinner for the Bruins from 1984-87 and was a finalist for the Butkus Award as a senior...Earned a bachelor's degree in sociology from UCLA...He and his wife, Angela, have three children: Brittney (28), Sabrina (20), and Ken III (18)...His father, Ken Norton, Sr., was the WBC world heavyweight boxing champion from 1977 to 1978, and was inducted into the International Boxing Hall of Fame in 1992.





BERNIE PARMALEE

RUNNING BACKS

17th season in NFL (9 as a player) | 2nd season with Raiders

Bernie Parmalee enters his second season with the Oakland Raiders as running backs coach. He joined the Raiders in 2015 after spending one season with Kansas as quality control - offense/assistant running backs.

During his first year in Oakland, Parmalee produced two Pro Bowlers out of the backfield in RB Latavius Murray and FB Marcel Reece. Parmalee guided Murray during his first season as the team's primary rusher, as he recorded 1,066 rushing yards on 266 carries with six touchdowns, all career highs. Under Parmalee's direction, Murray finished second in the AFC and sixth in the NFL while becoming the first Raider to eclipse 1,000 rushing yards since 2010. The third-year player also set career bests with 232 receiving yards and 41 catches, third most on the team. Parmalee also helped FB/RB Jamize Olawale emerge as an offensive weapon in 2015, setting career highs with 24 rushing attempts for 110 yards with one touchdown and nine receptions for 84 yards.

Parmalee served as the tight ends coach for three seasons with the Kansas City Chiefs from 2010-12. In his first season with Kansas City, he was instrumental in the development of TE Tony Moeaki, who caught 47 passes, the top mark by a rookie tight end in Chiefs history. Under his direction, Moeaki also finished with 556 receiving yards, trailing only TE Walter White (559) for the best total by a rookie tight end in club annals. In 2012, Moeaki finished second on the team with 453 receiving yards, behind only WR Dwayne Bowe.

Prior to joining the Chiefs, Parmalee spent five seasons with Notre Dame, serving as the tight ends coach during his final three seasons. He tutored tight ends and assisted with special teams during his first two seasons.

During his tenure with the Fighting Irish, Parmalee was instrumental in the development of three of the top tight ends in school history. Notre Dame was the only school to have two tight ends selected in the first two rounds of the NFL Draft from 2006-09. A second-round selection (38th overall) of Seattle in 2008, TE John Carlson registered 100 catches for 1,093 yards at Notre Dame. TE Anthony Fasano caught 92 passes for 1,102 yards for the Fighting Irish before being selected by Dallas in the second round (53rd overall) of the 2006 NFL Draft. TE Kyle Rudolph started all 13 contests as a freshman in 2008, becoming the first Notre Dame tight end to start every game as a freshman. He had 29 receptions, the most by a freshman in Notre Dame history, and was selected to the All-Freshman team by The Sporting News.

Parmalee spent three seasons as an assistant coach with the Miami Dolphins before joining Notre Dame. During his coaching tenure with the Dolphins, he served as the tight ends coach (2004), assistant special teams/offensive assistant (running backs, 2003) and assistant special teams coach (2002). Parmalee tutored a position group in 2004 that was led by TE Randy McMichael, who caught a team-high 73 passes for 791 yards with four touchdowns.

PERSONAL: Native of Jersey City, N.J. ...Played nine seasons as a running back with the Miami Dolphins (1992-98) and the New York Jets (1999-2000)...Entered the NFL as an undrafted free agent with Miami...Played in 134 games (26 starts), recording 567 rushes for 2,179 yards with 17 touchdowns and 168 receptions for 1,485 yards with three scores...Also registered 16 kickoff returns for 289 yards, as well as 123 special teams tackles...Played in seven career postseason contests (four starts)...Played running back at Ball State, finishing his collegiate career as the all-time leading rusher in school history, tallying 3,483 rushing yards and 26 touchdowns...Earned varsity letters in football and baseball as a prep standout at Lincoln High School in Jersey City, N.J. ...He and his wife, Angela, have three children, Tre', Nakia Marie and Torian.

COACHING BACKGROUND

| Years | College/Pro Team | Position Coached |
|---------|--------------------|--|
| 2002 | Miami Dolphins | Assistant Special Teams |
| 2003 | Miami Dolphins | Assistant Special Teams/ Offensive Assistant (Running Backs) |
| 2004 | Miami Dolphins | Running Backs/Tight Ends |
| 2005-06 | Notre Dame | Tight Ends/Special Teams Co-Coordinator |
| 2007-09 | Notre Dame | Tight Ends |
| 2010-12 | Kansas City Chiefs | Tight Ends |
| 2014 | Kansas | Quality Control - Offense/ Assistant Running Backs |
| 2015-16 | Oakland Raiders | Running Backs |





JAKE PEETZ

ASSISTANT QUARTERBACKS

8th season in NFL | 2nd season with Raiders

Jake Peetz enters his eighth NFL season and his second with the Silver and Black. Peetz begins his first season as the team's assistant quarterbacks coach after spending the 2015 campaign as the Raiders last year after the Raiders last year after a stint in 2014 as the offensive quality control/assistant wide receivers coach with the Washington Redskins.

In his first season with Oakland, Peetz contributed to an offense that featured four Pro Bowlers, including two in the backfield with RB Latavius Murray and FB Marcel Reece being selected. Working primarily with the running backs, Peetz helped Murray become the Raiders' first 1,000-yard rusher since 2010 and saw the offense post an improvement of 51.3 total yards per game from the 2014 season.

In 2014, Peetz helped the Redskins receiving corps finish eighth in the NFL with an average of 278.8 receiving yards per game. WR DeSean Jackson led the team with 1,169 receiving yards and added six touchdowns in his first season with the team. WR Pierre Garcon led the team with 68 receptions.

Prior to joining the Redskins, Peetz spent the 2013 season as an offensive analyst under Nick Saban at Alabama, assisting the quarterbacks and helping the Crimson Tide to an 11-2 record. Alabama spent the first 13 weeks of the season as the nation's top-ranked team and boasted the nation's consensus top recruiting class for 2014, according to Rivals.com, ESPN.com, Scout.com and 247sports.com.

Peetz began his NFL coaching career with the Jacksonville Jaguars in 2008, spending five seasons there. He was named offensive assistant/assistant quarterbacks coach in 2012 and he assisted quarterbacks coach Greg Olson in addition to handling quality control duties. Prior to being named offensive assistant, he spent two seasons as the team's BLESTO scout. He initially joined the Jaguars as a scouting assistant in 2008.

Before joining the NFL ranks, Peetz served as an offensive quality control coach at UCLA, assisting offensive coordinator Norm Chow with the quarterbacks. He joined the Bruins as a defensive quality control coach in 2007.

Peetz began his college coaching career in 2006 at Santa Barbara (Calif.) City College, where he served as the safeties coach and special teams/strength and conditioning coordinator.

PERSONAL: Native of O'Neill, Neb. ...Attended the University of Nebraska, earning a bachelor's degree in exercise science while playing football...As a walk-on, served in a reserve role in the Cornhusker secondary and on special teams...Was one of the most active student-athletes off the field, twice being named to the Brook Beringer Citizenship Team for his extensive community outreach work...Was a football representative for the University of Nebraska's Student-Athlete Advisory Committee and volunteered his time with the Special Olympics and Dads of Kids with Disabilities in addition to visiting hospitals and schools in the area...Attended O'Neill (Neb.) St. Mary's High School...He and his wife, Maggie, have two daughters, Gianna and Julia.

COACHING BACKGROUND

| Years | College/Pro Team | Position Coached |
|---------|-------------------------------------|--|
| 2006 | Santa Barbara (Calif.) City College | Safeties/Special Teams and Strength & Conditioning Coordinator |
| 2007 | UCLA | Defensive Quality Control |
| 2008-09 | Jacksonville Jaguars | Scouting Assistant |
| 2010-11 | Jacksonville Jaguars | BLESTO Scout - Southeast |
| 2012 | Jacksonville Jaguars | Offensive Assistant/Assistant Quarterbacks |
| 2013 | Alabama | Offensive Analyst/Assistant Quarterbacks |
| 2014 | Washington Redskins | Offensive Quality Control/Assistant Wide Receivers |
| 2015 | Oakland Raiders | Senior Offensive Assistant |
| 2016 | Oakland Raiders | Assistant Quarterbacks |





MARCUS ROBERTSON

DEFENSIVE BACKS

22nd season in NFL (12 as a player) | 3rd season with Raiders

Marcus Robertson enters his third season with the Raiders and his second as defensive backs coach, after being promoted from assistant defensive backs coach in 2015. A 12-year NFL veteran as a player and former All-Pro safety, Robertson has served as

an NFL assistant for nine years.

In 2015, Robertson helped a young crop of defensive backs step into starting roles and contribute at a high level. He tutored third-year CB David Amerson, who joined the Raiders prior to Week 3 and quickly assumed a starting role. Amerson went on to post a franchise record 26 passes defended and rank second on the team with four interceptions. Under Robertson's tutelage, second-year CB TJ Carrie was able to assume a dual role as cornerback and safety, helping the team allow only 202.9 passing yards per game over the team's final eight contests despite multiple injuries within the unit. Robertson's unit was also instrumental in helping Oakland's defense finish ninth in the NFL in red zone efficiency (51.7 percent) and 11th in the league in third-down conversion percentage (37.5).

Robertson also continued to advise S Charles Woodson, as the 18-year NFL veteran earned a Pro Bowl selection in his final NFL campaign. Woodson led the team with five interceptions, his most as a Raider since his rookie season of 1998. He notched four interceptions over a three-game span from Weeks 3-5, helping him earn AFC Defensive Player of the Month honors for October after notching three interceptions over a two-game span.

As the assistant defensive backs coach with the Silver and Black in 2014, Robertson tutored Woodson, who led the team in tackles (160) and interceptions (four). Woodson earned Defensive Player of the Week accolades for his performance in Week 12 against the Kansas City Chiefs when he became the first player in NFL history to post 50 career interceptions and 20 sacks. The defensive backs also contributed to a defense that finished in the top half of the league in red zone efficiency (15th, 52.6 percent) and third-down conversion percentage (14th, 38.5).

While serving as secondary coach with Detroit in 2013, Robertson helped the Lions finish seventh in the league with a total of 92 passes defended. The Lions' defense also excelled in red zone efficiency and third down conversion percentage, thanks in large part to the secondary. The unit led the NFL in third-down conversion percentage (30.3) and finished second in the league in red zone efficiency (38.1 percent). Robertson also tutored CB Chris Houston, who totaled two interceptions in 2013, becoming the first Lions defensive back to record 10 career picks since 2000. He served as defensive assistant/secondary coach in his first season with Detroit in 2012, when the unit finished 10th third-down efficiency (36.5 percent).

Robertson was the secondary coach for the Tennessee Titans from 2009-11, helping the team rank second in the NFL in average passing yards/completion (10.6) during that span. In 2011, the Titans' defense finished eighth in the league in points per game (19.8), fourth in the NFL in passing yards allowed per attempt (6.1) and 10th in red zone efficiency (47.9 percent). In his first season as secondary coach in 2009, the Titans finished eighth in the NFL in interceptions (20) and second in interceptions returned for a touchdown (four).

COACHING BACKGROUND

| Years | College/Pro Team | Position Coached |
|---------|------------------|-----------------------------------|
| 2007-08 | Tennessee Titans | Assistant Secondary |
| 2009-11 | Tennessee Titans | Secondary |
| 2012 | Detroit Lions | Defensive Assistant/ Secondary |
| 2013 | Detroit Lions | Secondary |
| 2014 | Oakland Raiders | Assistant Defensive Backs |
| 2015-16 | Oakland Raiders | Defensive Backs |



Robertson's coaching career began as the assistant secondary coach with Tennessee for two seasons (2007-08). In 2008, the Titans secondary boasted three Pro Bowl selections, including CB Cortland Finnegan, S Chris Hope and S Michael Griffin. Overall, Tennessee defensive backs collected 19 interceptions, which ranked second in the NFL in interceptions by a secondary. In Robertson's first season assisting with the secondary, the Titans improved from 27th to 10th in pass defense and from 32nd to fifth in overall yardage allowed.

Robertson served as the Titans director of player development from 2003-06. He spent those four years assisting players with their career transition into and out of the NFL through continuing education, financial education and administering player programs. Robertson and his staff earned the Winston and Shell Award in 2006 for their innovation and commitment to player development in the NFL.

PERSONAL: Native of Pasadena, Calif. ...Played 12 seasons as a safety with the Houston Oilers/Tennessee Oilers/Tennessee Titans (1991-2000) and the Seattle Seahawks (2001-02)...Selected by Houston in the fourth round (102nd overall) of the 1991 NFL Draft...Played in 162 career games with 144 starts, totaling 24 interceptions, 1.5 sacks, nine forced fumbles and 11 fumble recoveries...Earned All-Pro honors in 1993 after recording a career-high seven interceptions and three fumble recoveries with one touchdown...Also totaled five interceptions with three fumble recoveries and two touchdowns in 1997...Inducted into the Iowa State Athletic Hall of Fame in 2009...Earned a bachelor's degree in management and organizational development from Bethel University...Robertson and his wife, Holly, have three children, Morgan, Milan and Marcus Andrew (Drew).



BRAD SEELY

SPECIAL TEAMS COORDINATOR

28th season in NFL | 2nd season with Raiders

Brad Seely, entering his 28th season as an NFL assistant coach, is in his second year as the Raiders special teams coordinator.

Seely, in his seventh assignment in charge of a team's special teams unit,

has previously directed those of the Carolina Panthers, New England Patriots, Cleveland Browns and San Francisco 49ers. In 38 years of coaching, Seely has also served NFL stints with the New York Jets and Indianapolis Colts. Additionally, he spent 11 seasons at the collegiate level.

In his first season at the helm of Oakland's special teams unit, Seely directed a special teams unit that led the league in kickoff return yards (1,268) and total return yards (1,540). In coverage, the Raiders allowed only 22.7 yards per kickoff return, improving from 32nd in the league in 2014 to 13th in 2015. Under his guidance, the team also blocked five combined extra points and field goals, tied for the most in a season by any NFL team since 1995.

In 2015, Seely also helped P Marquette King improve his accuracy and precision, leading to one of the most prolific punting seasons in team history. King placed 40 of his 83 punts inside the opponents' 20-yard line, a franchise record and the second most in the NFL in 2015. King earned AFC Special Teams Player of the Week honors after placing a team-record six punts inside the San Diego Chargers' 20-yard line in Week 16.

Seely spent the four seasons with the San Francisco 49ers from 2011-14, overseeing one of the top units in the NFL. During that time span, the 49ers tied (New England Patriots) for the most field goals converted (130), ranked second in net punting average (41.9), second in gross punting average (48.2) and seventh in opponent punt return average (8.3).

In 2014 under Seely, the 49ers special teams unit was led by K Phil Dawson and P Andy Lee. Dawson connected on 25-of-31 field goal attempts, including the second most made field goals in the league of 50-or-more yards. He also became one of 20 players in NFL history to surpass 1,500 points scored for his career. Lee finished the season with the sixth highest punting average (46.8) in the NFL.

In 2013, San Francisco's special teams unit ranked second in the NFL according to The Dallas Morning News' Rick Gosselin's annual special teams rankings. Dawson set a franchise record with 27 consecutive field goals made. Dawson also set single-season career highs with 140 points, 44 made PATs and 32 made field goals. Lee ranked third in the NFL with a 48.2 gross punting average and fourth in net punting average (41.7).

Under Seely's direction in 2012, the 49ers fielded one of the strongest special teams units in the NFL. Lee led the NFL with 43.2 net punting average, while also ranking fifth in the league with a 48.0 gross punting average, on his way to All-Pro honors. San Francisco also led the NFL in starting field position (31.8-yard line) and ranked second in the NFL in opponents starting field position (24.9-yard line).

In Seely's first year with the 49ers in 2011, the special teams unit emerged as one of the best in the NFL. K David Akers set the NFL single-season record for most field goals (44) and points with no touchdowns (166). Lee set the NFL record with a 44.0 net punting average, while the 49ers led the NFL in average starting field position (33.5-yard line) and opponents average starting field position (24.3-yard line). Both Lee and Akers earned All-Pro and Pro Bowl selections. For his efforts, Seely was named Special Teams Coach of the Year by Gosselin.

Seely spent the 2009-10 seasons with the Cleveland Browns, garnering Special Teams Coach of the Year honors in 2009 after leading the Browns to the top ranking in Gosselin's rankings. In 2010, his unit led the NFL in kickoff coverage and his punt coverage team ranked fifth. KR Josh Cribbs also earned Pro Bowl honors in each of Seely's seasons in Cleveland. Seely's special teams unit led the NFL in kickoff coverage, while ranking fifth in the NFL in punt coverage in 2010.

In 2009, Seely was named Special Teams Coach of the Year after leading the Browns to a league-best special teams ranking according to Gosselin's formula. It marked Seely's fifth top-five finish for his special teams units since 1990.

COACHING BACKGROUND

| Years | College/Pro Team | Position Coached |
|-----------|----------------------|--|
| 1978 | South Dakota State | Assistant Coach |
| 1979 | Colorado State | Graduate Assistant |
| 1980 | Colorado State | Offensive Line |
| 1981 | SMU | Offensive Line |
| 1982 | North Carolina State | Offensive Line |
| 1983 | Pacific | Offensive Line |
| 1984-88 | Oklahoma State | Offensive Line |
| 1989-93 | Indianapolis Colts | Special Teams/Tight Ends |
| 1994 | New York Jets | Special Teams |
| 1995-98 | Carolina Panthers | Special Teams |
| 1999-2008 | New England Patriots | Special Teams |
| 2009-10 | Cleveland Browns | Assistant Head Coach/ Special Teams Coordinator |
| 2011-14 | San Francisco 49ers | Assistant Head Coach/ Special Teams Coordinator |
| 2015-16 | Oakland Raiders | Special Teams Coordinator |



Prior to joining the Browns, Seely spent 10 seasons as the New England Patriots special teams coach (1999-2008), where he was part of three Super Bowl championships. Over the span of his tenure in New England, the Patriots led the NFL in kickoff return average (23.5), were fourth in field goal percentage (83.4) and ranked eighth in punt return average (9.9). In addition, his units registered 11 returns for touchdowns, including eight on kickoffs, a figure that tied for second in the NFL over that 10-year stretch.

In 2007, Seely helped the club record the first 16-0 regular season in NFL history. K Stephen Gostkowski set an NFL record for PATs in a season with 74. Gostkowski also finished third in the league in total points. Seely's punting unit ranked fourth in the league in 2005, averaging 44.6 yards per punt. In 2003, New England's special teams units led the AFC in numerous categories, as the punt coverage unit allowed just 6.3 yards per punt return, and New England ranked fourth in the NFL with a 23.8 kickoff return average. Seely also helped produced a total of three special teams Pro Bowlers (K Adam Vinatieri, LB Larry Izzo and Gostkowski). He also tutored the AFC's leading kick returner on two occasions (RB Kevin Faulk in 2002 and WR Bethel Johnson in 2003) and leading punt returner (WR Troy Brown in 2002).

Serving on the coaching staff of the Carolina Panthers from 1995-98, Seely helped coach an expansion team to an NFC Championship Game appearance in just its second season. In 1996 and 1997, Panthers WR Michael Bates became the first player in 35 years to lead the league in kick return average in consecutive seasons, earning two consecutive trips to the Pro Bowl for his efforts. In 1996, Seely earned Special Teams Coach of the Year honors. He also had the league's best kicker, as K John Kasay set a then-NFL single-season record with 37 field goals. In addition to the success of Bates and Kasay, Carolina also boasted one of the league's top coverage units as the Panthers led the NFL in opponents average punt return (5.4) and ranked fifth in opponents average kickoff return (20.1) in 1996.

Seely began his NFL career in 1989 with the Indianapolis Colts, serving as their special teams/tight ends coach for five years (1989-93). During his time with Colts, he assisted in the development of two Pro Bowl special teamers, P Ron Stark and WR Clarence Verdin. In 1992, the Colts had the NFL's top specials teams unit based on Gosselin's special teams rankings. Seely then coached the New York Jets' special teams for one year (1994), and in that season, New York ranked fifth in the league in opponents kickoff return average (19.6) and sixth in opponents punt return average (6.8).

Seely's collegiate coaching career began as an assistant coach at South Dakota State in 1978. He then moved on to become a graduate assistant at Colorado State in 1979, before being named the Rams offensive line coach in 1980. Seely then served as the offensive line coach at Southern Methodist (1981), North Carolina State (1982), Pacific (1983) and Oklahoma State (1984-88).

PERSONAL: Raised in Baltic, S.D. ...Played eight-man football at Baltic (S.D.) High School...Earned all-conference honors as a guard at South Dakota State (1974-77)...Signed as an undrafted free agent with the Dallas Cowboys following his senior season...Majoring in economics and physical education...He and his wife, Patti, have three daughters, Sarah, Hannah and Brynn.





TRACY SMITH

ASSISTANT SPECIAL TEAMS

8th season in NFL | 2nd season with Raiders

Tracy Smith enters his second season with the Raiders, serving as the team's assistant special teams coach. He is entering his eighth NFL season in 2016.

In his first season with Oakland, Smith oversaw a special teams unit that led the league in kickoff return yards (1,268) and total return yards (1,540).

In his first season with the team, the Raiders allowed only 22.7 yards per kickoff return, improving from 32nd in the league in 2014 to 13th in 2015. Under Smith's guidance, the team also blocked five combined extra points and field goals, tied for the most in a season by any NFL team since 1995.

In 2015, Smith also helped P Marquette King improve his accuracy and precision, leading to one of the most prolific punting seasons in team history. King placed 40 of his 83 punts inside the opponents' 20-yard line, a franchise record and the second most in the NFL in 2015. King earned AFC Special Teams Player of the Week honors after placing a team-record six punts inside the San Diego Chargers' 20-yard line in Week 16.

Smith joined Oakland after spending the previous three seasons with the San Francisco 49ers, assisting current Raiders and former 49ers special teams coordinator Brady Seely on one of the top units in the NFL. During that time span, the 49ers ranked in the top 10 in field goals made (ninth, 86) and opponents punt return average (ninth, 8.3). San Francisco also ranked in the top five in net punting average (fourth, 41.3) and gross punting average (third, 47.5).

In 2014, the 49ers special teams unit was led by K Phil Dawson and P Andy Lee. Dawson connected on 25-of-31 field goal attempts, including the second-most made field goals in the league of 50-or-more yards (six). He also became one of 19 players in NFL history to surpass 1,500 points scored for his career. Lee finished the season with the sixth-highest punting average (46.8) in the NFL.

In 2013, San Francisco's special teams unit ranked second in the NFL according to The Dallas Morning News' Rick Gosselin's annual special teams rankings. Dawson set a franchise record with 27 consecutive field goals made. Dawson also set single-season career highs with 140 points, 44 made PATs and 32 made field goals. Lee ranked third in the NFL with a 48.2 gross punting average and fourth in net punting average (41.7).

The 49ers fielded one of the strongest special teams units in the NFL in 2012. Lee led the NFL with 43.2 net punting average, while also ranking fifth in the league with a 48.0 gross punting average, on his way to All-Pro honors. San Francisco also led the NFL in starting field position (31.8-yard line) and ranked second in the NFL in opponents starting field position (24.9-yard line).

Smith spent the 2011 season with the Seattle Seahawks as a coaching assistant. Prior to joining the Seahawks, Smith served as a special teams assistant with the Cleveland Browns, working under Seely.

Before making the jump to the NFL, Smith served as the tight ends coach at Utah State from 2006-08. Smith spent 2005 as the offensive graduate assistant at LSU. In his position, he worked with the Tiger quarterbacks.


Prior to coaching at LSU, Smith was a restricted earnings coach working with tight ends and serving as the team's video coordinator at Stephen F. Austin.

PERSONAL: Native of Beaumont, Texas...Received a bachelor's degree in business from LSU, while working on the athletic department's video staff...Father, Carl, is the quarterbacks coach for the Seattle Seahawks...Has a son, Troy, and is married to the former Megan Rogers.

COACHING BACKGROUND

| Years | College/Pro Team | Position Coached |
|---------|---------------------|------------------------------|
| 2004 | Stephen F. Austin | Tight Ends/Video Coordinator |
| 2005 | LSU | Offensive Graduate Assistant |
| 2006-08 | Utah State | Tight Ends |
| 2009-10 | Cleveland Browns | Special Teams Assistant |
| 2011 | Seattle Seahawks | Coaching Assistant |
| 2012-14 | San Francisco 49ers | Special Teams Assistant |
| 2015-16 | Oakland Raiders | Assistant Special Teams |





TRAVIS SMITH

QUALITY CONTROL - DEFENSE

5th season in NFL | 5th season with Raiders

Travis Smith enters his fifth year with the Raiders and his second as quality control - defense. He previously served as a defensive assistant for the Silver and Black from 2012-14.

In 2015, Smith contributed to a defense that featured two Pro

Bowlers in veteran S Charles Woodson and second-year DE Khalil Mack. Working primarily with the defensive line, Smith continued to work with Mack as he developed into an elite defender, totaling 15 sacks to rank second in the league and third in franchise history. Mack also tied a franchise record with five sacks against Denver in Week 14, becoming just the sixth player in the NFL with a five sack game since sacks became an official stat in 1982. He tallied four multi-sack games in 2015, which combined with his multi-sack game as a rookie, tied for the most multi-sack games by a Raider through his first two seasons.

With Smith's assistance, DT Dan Williams recorded career highs with 15 starts, 59 tackles (34 solo) and three passes defended and tied his personal bests with one sack and one fumble recovery in his first year with the Raiders. Smith also helped in the development of rookie DE Mario Edwards Jr., who quickly became a significant contributor, posting 41 tackles (31 solo), two sacks, three passes defended and three forced fumbles in 10 starts. He was named Pepsi NFL Rookie of the Week after recording season-high 11 tackles (eight solo), one sack and one forced fumble against Minnesota.

As the Raiders defensive assistant, Smith worked extensively with the linebackers. In 2014, Smith helped tutor Mack as a rookie. Oakland's first-round (fifth overall) selection in the 2014 NFL Draft, Mack finished third in the voting for the Associated Press

COACHING BACKGROUND

| Years | College/Pro Team | Position Coached |
|---------|------------------|---|
| 2010 | Santa Monica JC | Assistant Tight Ends/ Defensive Line |
| 2011 | Colorado | Offensive Technical Intern |
| 2012-14 | Oakland Raiders | Defensive Assistant |
| 2015-16 | Oakland Raiders | Quality Control - Defense |

Defensive Rookie of the Year. He was also named to the Pro Football Writers of America's All-Rookie Team. For the season, Mack finished with 75 tackles (59 solo) and four sacks, as he became the third Raider linebacker to start all 16 games his rookie season. Mack was also the only rookie named to the 2014 USA Football All-Fundamentals Team, which honors 26 NFL players who exhibit exemplary football techniques for young players to emulate. In addition, LB Sio Moore notched a career-high 112 tackles.

In 2013, Smith helped a revamped unit that included three new starters in veteran LBs Nick Roach and Kevin Burnett and rookie Moore. Roach played every snap at middle linebacker and posted career highs in tackles (152) and sacks (5.5), while Moore was named to the PFWA All-Rookie Team after recording 4.5 sacks in his first season.

Smith joined the Raiders after spending the previous two years in the collegiate ranks. Smith was an offensive technical intern at Colorado in 2011. He coached at Santa Monica (Calif.) Junior College in 2010, assisting the tight ends and the defensive linemen. He also served as an undergraduate assistant coach at Cal Poly.

PERSONAL: Native of Walnut Creek, Calif. ...Attended Cal Poly, earning a bachelor's degree in kinesiology...Had a limited playing career at Cal Poly due to three shoulder surgeries...Attended Foothill High School in Pleasanton, Calif., earning two letters as a linebacker and fullback...His father, Richard, is the defensive coordinator of the Atlanta Falcons.





SAL SUNSERI

LINEBACKERS

9th season in NFL | 2nd season with Raiders

Sal Sunseri enters his second season with the Silver and Black as linebackers coach. A 32-year coaching veteran, Sunseri begins his ninth season in the NFL.

Under Sunseri's tutelage, free agent signee LB Malcolm Smith led Oakland in tackles in his first year with the team, recording a career-high 143. Smith helped solidify the Raiders' linebacking corps, starting all 16 games and playing nearly every defensive snap. Smith finished with four sacks, good for second on the team. Veteran LB Aldon Smith played in nine games with seven starts for the Silver and Black, ranking third on the team with 3.5 sacks.

Under Sunseri, rookie LBs Neiron Ball and Ben Heeney made significant contributions in their first year. Ball emerged as a starter at outside linebacker before injuring his knee in Week 7, totaling nine sacks (four solo), one sack and one pass defended in six games with two starts. Heeney played in 15 games with three starts and earned 39 tackles (28 solo), 2.5 sacks and one forced fumble.

Prior to joining the Raiders, Sunseri spent two years at Florida State. There, Sunseri helped Florida State complete a 13-1 Rose Bowl campaign in 2014 and an undefeated (14-0) BCS National Championship season in 2013. Following the 2013 season, Sunseri was promoted to head coach of defense while continuing to serve as defensive ends coach. The 2014 Seminole defense was key to Florida State's school- and ACC-record 29-game winning streak, which tied for the 12th longest streak in NCAA history. Seven FSU defenders were named to the All-ACC team in 2014, including first-team junior DE Mario Edwards Jr. Edwards Jr. led the team with 11 tackles for loss and also had three sacks, five passes defended and two forced fumbles.

Overall, Florida State went 28-1 with Sunseri as an assistant coach, as he joined the team prior to the 2013 Orange Bowl. The 2013 National Championship marked Sunseri's third BCS title in five years, following his 2009 and 2011 championship runs at Alabama. The defensive ends, coached by Sunseri, had monumental success in 2013. Christian Jones and Edwards Jr. helped the Noles finish first in the country in passing yards allowed, allowing just 156.6 yards per game. The Seminole defense also ranked No. 1 in scoring defense (12.1 points per game) and No. 3 in total defense (281.4 yards per game). Jones collected All-ACC Second-Team accolades and finished with 56 tackles, eight tackles for loss and a team-best six quarterback pressures, while Edwards Jr. was named to the All-ACC Third Team and finished with 28 tackles, including 9.5 tackles for loss and 3.5 sacks. His finest performance came in the BCS National Championship Game against Auburn, where he totaled a career-best three tackles for loss and had one sack. Jones signed with the Chicago Bears as an undrafted free agent following the 2013 NFL Draft and went on to appear in all 16 games for the Bears with five starts.

Sunseri served as Tennessee's defensive coordinator in 2012. With the Vols, Sunseri coached two of the nation's top defensive players in LB A.J. Johnson and CB Byron Moore. Johnson was fourth in the nation and led the SEC with an average of 11.5 tackles per game. Moore was tied for 11th in the nation in interceptions, leading the SEC in that category.

Prior to Tennessee, Sunseri spent three years as the assistant head coach and linebackers coach at the University of Alabama under Nick Saban, including the 2009 and 2011 National Championship teams. The 2011 Crimson Tide outside linebackers flourished under Sunseri and contributed to the overall success of the defense. Lombardi and Butkus Award finalist OLB Courtney Upshaw led the way with 17 tackles for loss and 8.5 sacks, which ranked second and fourth, respectively, in the SEC. Sunseri was also recognized individually for his contributions when he was named a finalist for the Broyles Award, presented to the nation's top assistant coach.

COACHING BACKGROUND

| Years | College/Pro Team | Position Coached |
|---------|-------------------|--|
| 1985-91 | Pittsburgh | Defensive Line/Linebackers |
| 1992 | Pittsburgh | Assistant Head Coach |
| 1993 | Iowa Wesleyan | Assistant Head Coach/ Defensive Coordinator |
| 1994 | Illinois State | Defensive Coordinator |
| 1995-97 | Louisville | Linebackers |
| 1998-99 | Alabama A&M | Defensive Coordinator/ Linebackers |
| 2000 | LSU | Special Teams Coordinator/ Linebackers |
| 2001 | Michigan State | Special Teams Coordinator/ Linebackers |
| 2002 | Carolina Panthers | Defensive Assistant |
| 2003-08 | Carolina Panthers | Defensive Line |
| 2009-11 | Alabama | Assistant Head Coach/ Linebackers |
| 2012 | Tennessee | Defensive Coordinator |
| 2013 | Florida State | Defensive Ends |
| 2014 | Florida State | Head Coach of Defense |
| 2015-16 | Oakland Raiders | Linebackers |



In 2010, Sunseri continued to build on his solid foundation from the National Championship season. The defensive unit ranked third in the country in scoring defense and fifth in total defense. Sophomore LB Dont'a Hightower garnered second-team All-SEC honors with 69 tackles and nine quarterback hurries. Upshaw led the Tide with 14.5 tackles for loss and seven sacks, and was named the MVP of the Capital One Bowl.

In Sunseri's first season at Alabama in 2009, he helped guide the Tide to the National Championship behind a dominant defense that ranked second nationally in four major categories: rushing defense, pass efficiency defense, total defense and scoring defense. The Alabama defense generated 32 sacks and 98 tackles for loss, despite losing Hightower to an early-season injury. Alabama was also well-represented on the Associated Press All-American team with three defenders earning first-team honors, including Butkus winner LB Rolando McClain.

Sunseri spent seven years (2002-08) with the Carolina Panthers under then-head coach John Fox, a tenure that included the franchise's first NFC Championship and Super Bowl appearance. He joined the Panthers as a defensive assistant in 2002, then took over as defensive line coach in 2003. His defensive line with the Panthers was regarded as one of the best in the NFL. DEs Julius Peppers and Mike Rucker and DT Kris Jenkins earned Pro Bowl honors during his tenure. Sunseri produced at least one Pro Bowl defensive lineman five times as the line coach. The Panthers were among the top 10 in the NFL in fewest yards allowed in four of his seven seasons.

Prior to his time at Carolina, Sunseri worked as the linebackers coach and special teams coordinator at Michigan State in 2001 after spending 2000 on Saban's LSU staff in the same capacity. He was the defensive coordinator and linebackers coach at Alabama A&M in 1998 and 1999 after three seasons as the linebackers coach at Louisville.

Sunseri's climb of the coaching ladder included one-year stops at Illinois State (1994) and Iowa Wesleyan (1993). He broke into coaching at his alma mater, Pittsburgh, in 1985 and directed the defensive line and linebackers before being named assistant head coach in 1992.

PERSONAL: Native of Pittsburgh, Pa. ...Began his playing career at the University of Pittsburgh in 1978 as a walk-on...Finished his career as team captain and consensus All-American as a senior in 1981...A three-year starter at linebacker, he helped the Panthers to a combined record of 33-3...Anchored a defensive unit that led the NCAA in total defense in 1980 and 1981...Was the defensive MVP in the 1982 Senior Bowl...Selected in the 10th round (276th overall) by the Pittsburgh Steelers of the 1982 NFL Draft...Pro career was cut short by a knee injury in training camp...Received a bachelor's degree in communications from Pittsburgh in 1982...He and his wife, Roxann, have two daughters, Jaclyn and Ashlyn, and two sons, Santino and Vinnie...Ashlyn is a volleyball player at UAB...Santino played quarterback at Pittsburgh and spent the 2013 and 2014 seasons as a quarterback in the CFL for the Saskatchewan Roughriders, the 2013 Grey Cup Champions and is now a quality control coach at Florida State...Vinnie played defensive back at Alabama before being drafted by the New Orleans Saints in 2014 and playing in nine games as a rookie.





MIKE TICE

OFFENSIVE LINE

34th season in NFL (14 as a player) | 2nd season with Raiders

Mike Tice enters his second season with the Silver and Black as offensive line coach, bringing 19 years of NFL coaching experience, including nine seasons as an offensive line coach and four as a head coach.

In 2015 under Tice, the Raiders' offensive line helped QB Derek Carr set career highs in completions (350), passing yards (3,987), and passing touchdowns (32), earning him his first Pro Bowl nod. Carr led the NFL with 13 touchdown passes of 25-plus yards. On the year, the O-line gave up only 33 sacks, tied for 11th in the league. The offensive line held opponents to two sacks or less in 10 of the team's games. Consistency was key for Tice's line, as they had only three different starting offensive line combinations on the year. The offensive line also paved the way for RB Latavius Murray to surpass the 1,000-yard mark for the first time in his career with 1,066 yards and six touchdowns, earning his first Pro Bowl selection. In total, four offensive players secured Pro Bowl nods (WR Amari Cooper; FB Marcel Reece).

Tice held the same position with the Atlanta Falcons during the 2014 campaign. Despite losing five offensive linemen to season-ending injuries and working with five different line combinations that included three starting centers, one of which was an undrafted rookie, and three right tackles, the unit gave up just 31 sacks on the season, helping QB Matt Ryan finish second in the league with 415 completions. Tice's line blocked for an offense that ranked eighth in the NFL in total offense (378.2 yards per game) and fifth in passing yards per game (284.6).

Prior to joining the Falcons coaching staff, Tice served as the Bears' offensive line coach for two seasons before being promoted to offensive coordinator in 2012. In 2011, Chicago's offensive line helped the Bears produce 2,015 rushing yards, which was only the second time the club eclipsed 2,000 rushing yards in the last 22 seasons. Additionally, the Bears 4.4 yards per carry was the franchise's highest single-season mark since 1990.

Tice spent the previous four seasons in Jacksonville as assistant head coach, also serving as the tight ends coach for his last three years with the club under current Raiders Head Coach Jack Del Rio. In his first two seasons with the Jaguars, the club's rushing attack had two of the most productive seasons in team history, gaining 2,541 yards in 2006 and 2,391 yards in 2007, first and third, respectively, in team annals. In 2007, the Jaguars set franchise records in points (411), yards per play (5.6) and touchdowns (50) en route to a playoff berth and a victory over the Steelers in the AFC Divisional Playoff round.

Before landing in Jacksonville, Tice spent 14 seasons with the Minnesota Vikings as a player and coach, serving his final four-plus years there as head coach after taking over as interim head coach for the final game of the 2001 campaign. He became the first Vikings player to go on to serve as head coach.

In his four-plus seasons as head coach, Tice compiled a 32-33 (.492) record with a 1-1 mark in the playoffs. Also in his tenure as head coach, the Vikings offense set the NFL record for most consecutive games with 300-plus yards of offense, a feat accomplished over 36 games between September 29, 2002 and October 31, 2004. Tice led the Vikings to the playoffs in 2004 and their first road playoff victory in franchise history with a win at Green Bay, joining Jerry Burns as the only coaches in club history to win their playoff debuts. The Vikings set a team record in 2004 for net yards (6,339) and passing yards (4,754). QB Daunte Culpepper set numerous club passing records and produced one of the finest seasons in NFL history by a quarterback.

The Vikings finished with a winning record in 2003 for the first time since 2000. The Vikings led the NFL in offense for the first time in their history and sent four players to the Pro Bowl. In Tice's first season as head coach in 2002, the Vikings led the NFL in rushing for the first time in team history with 2,507 yards.

Before being promoted to interim head coach, Tice served as the Vikings offensive line coach from 1997-2001. As an offensive line coach, he instructed five different players – C Matt Birk, C Jeff Christy, G Randall McDaniel, G/T Todd Steussie and T Korey Stringer – to a combined 10 Pro Bowl appearances. From 1999-2000, Tice's offensive line helped the Vikings offense record the second most consecutive games with 300-or-more yards, doing so in 30 straight games. In 1998, when the Vikings scored a then-NFL-record 556 points, three Minnesota offensive linemen were named Pro Bowl starters. Tice began his NFL coaching career with the Vikings in 1996 as a tight ends coach.

PERSONAL: Native of Bayshore, N.Y. ...Played 14 NFL seasons with the Seattle Seahawks (1981-88, 1990-91), Washington Redskins (1989) and Vikings (1992-93, '95) as a tight end...Played in 177 games (111 starts) with 107 receptions for 894 yards and 11 touchdowns...Played collegiately at the University of Maryland (1977-80) as a quarterback, starting two seasons (1979-80)...Attended Central Islip (N.Y.) High School on Long Island, lettering in football, basketball and lacrosse...Tice and his wife, Diane, have two children, Adrienne and Nathan.

COACHING BACKGROUND

| Years | College/Pro Team | Position Coached |
|-----------|----------------------|---|
| 1996 | Minnesota Vikings | Tight Ends |
| 1997-2001 | Minnesota Vikings | Offensive Line/ Assistant Head Coach |
| 2001 | Minnesota Vikings | Interim Head Coach |
| 2002-05 | Minnesota Vikings | Head Coach |
| 2006 | Jacksonville Jaguars | Assistant Head Coach/Offense |
| 2007-09 | Jacksonville Jaguars | Assistant Head Coach/Tight Ends |
| 2010-11 | Chicago Bears | Offensive Line |
| 2012 | Chicago Bears | Offensive Coordinator |
| 2014 | Atlanta Falcons | Offensive Line |
| 2015-16 | Oakland Raiders | Offensive Line |





BRENT VIESELMEIER

ASSISTANT LINEBACKERS

2nd season in NFL | 2nd season with Raiders

Brent Vieselmeier enters his second season with the Silver and Black as assistant linebackers coach. He joined the Raiders in 2015 after spending 15 years coaching at the college and high school levels.

In his first season in the NFL, Vieselmeier assisted with a linebackers corps that had a significant impact on the Raiders overall defense. With Vieselmeier's assistance, LB Malcolm Smith lead the team with a career-high 143 tackles (98 solo), while finishing second on the team with four sacks. Vieselmeier also assisted in the development of

rookie LBs Ben Heeney and Neiron Ball. Heeney emerged as a key contributor on defense late in the season finishing with 39 tackles (28 solo), 2.5 sacks and one forced fumble. Ball emerged as a starter at outside linebacker making nine tackles (four solo), one sack and one pass defended in his six appearances before having his rookie season cut short due to a knee injury.

Vieselmeier spent two seasons as co-defensive coordinator at Houston Baptist University from 2013-14. Prior to joining the Huskies, he served as head coach at Valor Christian High School in Highlands Ranch, Colo., beginning in March 2007, where he launched the football program. At Valor Christian, he compiled a 55-12 record, leading the Eagles to four-straight state championships in 2009 (3A), 2010 (4A), 2011 (4A) and 2012 (5A). He was named the Denver Post Colorado Coach of the Year in 2009, 2010 and 2011 and was All Sport Jefferson County Coach of the Year in 2010.

COACHING BACKGROUND

| Years | College/Pro Team | Position Coached |
|---------|------------------|--|
| 2013-14 | Houston Baptist | Co-Defensive Coordinator/ Linebackers |
| 2015-16 | Oakland Raiders | Assistant Linebackers |



Vieselmeier began his coaching career at Orange (Calif.) Lutheran High School, where he spent eight years as defensive coordinator. He led the Lancers to a 2006 California state title. They also won the 2004 CIF Southern Section Championship and were finalists in 2000, 2001 and 2003. During his career, Vieselmeier has seen 31 of his student-athletes earn college football scholarships.

PERSONAL: Native of Wauwatosa, Wis. ...Played linebacker at Redlands (Calif.) and Concordia University in Mequon, Wis. ...Earned a Bachelor of Arts in education from Concordia in 1999, and a Master of Arts in educational administration from the University of Phoenix in 2005... He and his wife, Marnie, have two daughters, Payton and Quinn.



ROD WOODSON

ASSISTANT DEFENSIVE BACKS

20th season in NFL (17 as a player) | 5th season with Raiders

Rod Woodson returns for his 20th NFL season, 17 as a player, and his second season with the Silver and Black as assistant defensive backs coach. Woodson is in his second coaching stint with the Raiders, having coached cornerbacks in 2011.

In his first season back with the Raiders, Woodson helped develop a talented secondary led by 18-year NFL veteran S Charles Woodson, who earned a Pro Bowl selection in his final season after leading the team with five interceptions. In total, the defense produced 14 interceptions, up from just nine in 2014. Woodson helped the pass defense improve drastically over the season, as the secondary allowed an astounding 111.7 fewer passing yards per game over the team's final eight games after giving up 314.6 yards per game in the first eight contests.

Woodson's 2015 campaign was also marked by the transformation of several young prospects into versatile starters, including CB David Amerson. After joining the team prior to Week 3, Woodson quickly got the third-year player up to speed as Amerson went on to post a franchise-record 26 passes defended with four interceptions and one interception returned for a touchdown. He also helped second-year CB TJ Carrie transition into a dual role as a safety and cornerback, allowing the unit to adapt and improve in the second half of the season despite numerous injuries.

In 2011, Woodson helped tutor a cornerbacks unit for Oakland, as the team finished 8-8. CB Stanford Routt finished second on the team with four interceptions and led the team with 15 passes defended.

COACHING BACKGROUND

| Years | College/Pro Team | Position Coached |
|---------|------------------|---------------------------|
| 2011 | Oakland Raiders | Cornerbacks |
| 2015-16 | Oakland Raiders | Assistant Defensive Backs |

Woodson participated in the Bill Walsh Minority Coaching Fellowship Program with the Denver Broncos during the 2014 offseason. In 2013, Woodson interned in training camp with the Pittsburgh Steelers.

Prior to entering the coaching ranks, Woodson worked as an analyst for the NFL Network and for the Big Ten Network from 2003-2011. He also worked for Westwood One as a college football analyst from 2012-2013.



PERSONAL: Native of Fort Wayne, Ind. ...Played 17 NFL seasons after being drafted 10th overall by the Pittsburgh Steelers in 1987...In 1993, had eight interceptions, 28 passes defended, two forced fumbles, two sacks, blocked a field goal attempt, recorded a team high 79 solo tackles and was named NFL Defensive Player of the Year...Played 10 years with the Steelers from 1987-96, primarily at cornerback and returning kicks and punts...Spent 1997 with the San Francisco 49ers before switching to safety and joining the Baltimore Ravens from 1999-2001...Played in 26 games, all starts, with the Raiders from 2002-03, totaling 10 interceptions...In his 17 NFL seasons, he recorded 71 interceptions, good for third all-time; a then-NFL-record 1,483 interception return yards; 2,362 punt return yards and 17 touchdowns...Holds NFL record with 12 interception-return touchdowns...Named to the 1990s All-Decade Team...Voted to 11 Pro Bowls, a record for defensive backs...Was inducted to the Pro Football Hall of Fame in 2009...Was an All-American defensive back at Purdue (1985-87), where he played running back, wide receiver, cornerback and safety...He and his wife, Nickie, have five children.



JOEY CLINKSCALES

DIRECTOR - PLAYER PERSONNEL

Joey Clinkscales enters his fifth season with the Raiders, having been named director of player personnel by General Manager Reggie McKenzie in 2012. Clinkscales oversees the entirety of the Silver and Black's personnel operation, including all of the team's scouting efforts and evaluation of free-agent talent.

Clinkscales came to Oakland after serving 17 seasons with the New York Jets, most recently as vice president—college scouting. With the Jets, Clinkscales oversaw the team's college scouting operation and worked with the football staff annually to prepare for the NFL Draft. Clinkscales was promoted to national scout by the Jets in 2002 after initially serving as a southeast region scout. He joined the Jets from National Football Scouting, where he worked as a scout. He also worked as a part-time scout for the Pittsburgh Steelers from 1989-93.

A ninth-round draft pick by Pittsburgh in 1987, Clinkscales played in 14 career games with the Steelers (1987-88) and the Tampa Bay Buccaneers (1988-89). A native of Asheville, N.C., Clinkscales was teammates with McKenzie at the University of Tennessee, where he served as a team captain, and Austin-East High School in Knoxville, Tenn.



TOM DELANEY


DIRECTOR - FOOTBALL ADMINISTRATION

Tom Delaney enters his 17th year with the Raiders and his fifth as director of football administration, having been named to his current post by General Manager Reggie McKenzie in 2012.

Delaney is responsible for negotiating player contracts and managing the salary cap. He also maintains the team's compliance with NFL and Management Council regulations, roster management, and daily supervision of football administration departments including athletic training, equipment, video, travel, and practice fields.

He is a member of the NFL Management Council's Club Services Committee, which has developed new technology and systems for player contract reporting, salary cap management and information management.

A native of Pleasanton, Calif., Delaney holds a math degree from UC Davis and worked in asset management as a financial analyst prior to joining the Raiders. His wife's name is Evelyn.




SHAUN HEROCK

DIRECTOR - COLLEGE SCOUTING

Shaun Herock was named the Raiders' director of college scouting by General Manager Reggie McKenzie in 2012, and begins his fifth season with the Silver and Black. Herock directs the Silver and Black's college scouting process, managing the team's draft preparations and the evaluation and ranking of college prospects.

Herock came to Oakland after serving 19 years with the Green Bay Packers, including 11 years as the assistant director of college scouting. Now in his 22nd year in scouting, he joined the Packers as a full-time scout in 1994. He began his career with the Atlanta Falcons from 1989-92 before joining the Packers initially as a summer intern in the scouting department.

A former Raiders ball boy, Herock was a four-year letterman at Richmond, playing center and tackle during his collegiate career. He graduated from Richmond with a degree in sociology. Herock's father, Ken, played four seasons for the Raiders and enjoyed a long NFL career in personnel, including a significant role in helping to build the Raiders' Super Bowl XI championship team.



DANE VANDERNAT

DIRECTOR - PRO SCOUTING

Dane Vandernat enters his ninth year with the Raiders and his second as director of pro personnel, having been named to his current post by General Manager Reggie McKenzie in 2015.

Vandernat is primarily responsible for overseeing the department's evaluations of professional players from the NFL and other leagues, coordinating the advance scouting of upcoming opponents, tracking roster movement and depth charts from around the NFL, and organizing workouts for free agents.


Vandernat joined the Silver and Black in 2008, serving as a training camp intern in the Internet department prior to completing a salary cap and agent administration internship with the NFL Players Association. He re-joined the Raiders as a football operations intern in 2009 and moved to the player personnel department later that year. He was named a pro scout in 2011.

A native of Upland, Calif., Vandernat graduated from Cal Poly Pomona and received his master's degree in Sport Management from the University of San Francisco.

FOOTBALL SUPPORT STAFF



THOMAS ARGUELLO
Equipment Assistant



TEDDY ATLAS
Scouting Coordinator



CALVIN BRANCH
College Scout



WILLIE BROWN
Football Administration/
Personnel



PETE CARACCILO
Team Travel
and Logistics Coordinator




BEN CHESTER
Pro Scout



DAVID CHRISTOFF
Player Personnel Analyst



DR. STEPHEN CORDAY
Medical Consultant




CHRIS CORTEZ
Athletic Trainer



ZACK CROCKETT
College Scout



ERIN EXUM
Media Relations Coordinator



DEREK HAITHCOCK
Coaching Operations
Assistant



VON HUTCHINS
Pro Scout



ADAM JOHNSON
Equipment Assistant



RACHEL JOHNSON
Assistant to the Head Coach



BILLY JONES
Media Relations Coordinator

FOOTBALL SUPPORT STAFF



TOM JONES
Football Operations
Coordinator




BRAD KAPLAN
College Scout



DR. WARREN KING
Team Orthopedist



WILL KISS
Senior Director - Media
Relations




MIKE KRUPOFF
Player Personnel Assistant




GEORGE LI
Football Operations
Statistical Analyst



HOWIE LONG
Player Personnel Assistant



**ZACHARY
LONGENECKER**
Head Groundskeeper



McCADE LYNCH
Assistant Groundskeeper



H. ROD MARTIN
Head Athletic Trainer




MICKEY MARVIN
College Scout



**DAVID
McCLOUGHAN**
College Scout



RALEIGH MCKENZIE
College Scout



DANNY MOLINA
Equipment Assistant



DAVE NASH
Director - Video Operations



DR. FRED NICOLA
Medical Consultant

FOOTBALL SUPPORT STAFF



**KYLE NEWHALL-
CABALLERO**
Pro Scout



JIM OTTEN
Video Operations



JOHN OTTEN
Scouting IT/Video
Coordinator




DUSTIN PIXTON
Assistant Groundskeeper



STEVEN PLOURDE
Athletic Trainer



EMILIO RABELO
Athletic Trainer/Physical
Therapist




GREG REUVENI
Video Assistant



BOB ROMANSKI
Equipment Manager



ANNELIE SCHMITTEL
Player Engagement Assistant



TREY SCOTT
College Scout



**DeANGELO
SHEARS**
Football Operations Assistant




DR. NAVDEEP SINGH
Team Medical Physician

FOOTBALL SUPPORT STAFF



**DR. WARREN
STRUDWICK**
Orthopedic Consultant



**HABIB
TOUBEDJIAN**
Athletic Trainer



SCOTT TOUCHET
Athletic Trainer



WOODY WHEELER
Equipment Assistant



LAMONTE WINSTON
Director - Player Engagement

**MARC BADAIN****PRESIDENT**

Marc Badain enters his 26th year with the Raiders and his second as team president. Badain, who was named to his current post by Owner Mark Davis on Jan. 16, 2015, oversees the entirety of the club's business operations.

Badain started with the Raiders as a training camp intern in 1991 before joining the football staff full time as an administrative assistant to the coaching staff the following year. He joined the organization's finance department in 1995, and was named chief financial officer in 2004. Badain served as team president in an interim capacity from 2013-14.

A native of Rochester, N.Y., Badain earned his bachelor's degree in economics from Emory University and received his MBA from University of California's Walter A. Haas School of Business in 2001. Badain and his wife, Amy, have three children, Ali, Bernie and Zach.

**DAN VENTRELLE****EXECUTIVE VICE PRESIDENT AND GENERAL COUNSEL**

Dan Ventrelle is in his 13th season with the Raiders. Ventrelle's responsibilities include negotiating player contracts, negotiating coaching contracts, and the negotiation and drafting of the team's business and football agreements. As the club's General Counsel, he advises on all legal matters, manages outside counsel, and oversees compliance with all National Football League rules and programs. He also advises and negotiates on behalf of the team regarding major business decisions, including league and stadium matters. In addition, he oversees and manages the staff of the organization's Human Resources and Legal Departments.

Ventrelle holds degrees from the University of Notre Dame and the University of Michigan Law School. Prior to joining the Raiders full time, he served as outside counsel to the team at Howard Rice Nemerovski Canady Falk & Rabkin in San Francisco. Ventrelle is originally from West Chicago, Illinois. He and his wife, Chrissa, have three children: Drew (19), Brooke (12), and Ryan (8). Ventrelle is active in his local community, serving on the boards of the Raiders Foundation, Lafayette Little League, and MOL Youth Football.

**TOM BLANDA****SENIOR VICE PRESIDENT - STADIUM DEVELOPMENT AND OPERATIONS**

Tom Blanda is in his 26th year with the Raiders and his second as Senior Vice President – Stadium Development and Operations.

Blanda acts as club liaison for all stadium-related matters. He oversees all of the club's operations for home games in Oakland and international games played both in London (2014) and Mexico City (2016).

Blanda also acts as the club's senior security official, overseeing and coordinating the security resources assigned to protect the team's assets, as well as oversight of the IT Department.

Prior to his most recent post, Blanda has overseen many areas of the team's operations including finance, sponsorship, internet, salary cap, player costs and on-line merchandising.

A former US Marine, Blanda earned a business degree from Cal State East Bay. The Blanda family includes children Alec and Morgan.



ROSIE BONE

SENIOR VICE PRESIDENT - COMMUNITY RELATIONS AND PUBLIC AFFAIRS

Rosie Bone is in her 15th season with the Raiders and her second as Senior Vice President – Community Relations and Public Affairs. Bone oversees alumni relations, community relations, event operations, public affairs and the Raiders Foundation for the Silver and Black.

In her role, Bone supervises the administration and support of a variety of programs and events which primarily focus on education, health and fitness, youth football, volunteerism, and civic involvement. She works with current and former players, and other members of the organization, to manage their participation in community outreach efforts throughout the year. Bone also serves on the Board of Directors for the Raiders Foundation.

Prior to her most recent position, Bone served as Director of Community and Youth Initiatives for the Raiders since 2005. She was also an associate producer for the team's Emmy Award-winning Silver and Black Productions after beginning her career in athletics at Saint Mary's College of California in Moraga, Calif.

Originally from Ukiah, Calif., Bone earned a bachelor's degree in Communication from Saint Mary's.



CHERYL NICHOLS

SENIOR VICE PRESIDENT - ADMINISTRATION, FACILITIES AND OWNERSHIP

Cheryl Nichols is in her 41st season with the Raiders and her second as Senior Vice President – Administration, Facilities and Ownership.

Nichols oversees administration for the Silver and Black and helps direct the planning and execution of facility improvements, construction and maintenance at the team's headquarters. She is also instrumental in event planning and special projects for the Raiders.

Prior to joining the Raiders, Nichols owned her own interior design and construction company in the Bay Area. She has two children, Kimberlie and Mark.



MARK SHEARER

SENIOR VICE PRESIDENT - BUSINESS DEVELOPMENT/CHIEF REVENUE OFFICER

Mark Shearer enters his 18th season with the Raiders and second in his present capacity. Shearer oversees the club's revenue generating departments including corporate partnerships, premium/ticket sales and service, business development and analytics, merchandise and Raiderettes.

Shearer started with the Raiders in the merchandise department in August of 1999. He helped open more than 20 brick and mortar Raider Image locations as well as launch the team run, online store still owned and operated by the club today. In 2009, he was promoted to oversee premium/ticket sales and service and in 2013 started the business development department.

A native of Sonoma, Calif., Shearer earned his bachelor's degree in Business Management from California Polytechnic State University (Cal Poly) in 1998. Shearer and his wife, Sandra, have two children, Avery and Nolan, and reside in San Ramon, Calif.



ED VILLANUEVA

SENIOR VICE PRESIDENT – CHIEF FINANCIAL OFFICER

Edward R. Villanueva enters his 14th year with the Raiders and his second year as Senior Vice President - Chief Financial Officer. Villanueva spent his first 12 years as the team's Controller.

Villanueva is responsible for all financial aspects of the team, including budgeting and strategic planning, financial reporting, audit, tax and risk management. He also serves as the treasurer of the Raiders Foundation. In 2005, he was the team's representative at the National Football League's management training program at Stanford University.

A resident of Pleasant Hill, Calif., Villanueva holds a bachelor's degree in Business Administration from San Francisco State University and worked as a tax manager in the hedge fund group at Ernst & Young prior to joining the Raiders. He is also a California Certified Public Accountant and is a member of the American Institute of CPAs. His wife's name is Maria and their two daughters are Sydnie and Allyson.



COURTNEE WESTENDORF

SENIOR VICE PRESIDENT – MARKETING/CHIEF MARKETING OFFICER

Courtnee Westendorf is in her second year with the Raiders as CMO, SVP of Marketing. She is chartered with the protection, evolution and growth of the Raiders brand, as the team looks to strengthen its' relationship with one of the most diverse and passionate global fan bases in the NFL. Her responsibilities include brand marketing, advertising, corporate communications, digital and social marketing, promotions and enhanced game day experiences.

Prior to joining the Raiders, Westendorf served as VP of Marketing for Intel, redefining marketing partnerships for the company through unique engagements with some of the world's leading sports properties, including Barcelona FC and the San Francisco 49ers. Prior to Intel, she was VP of Consumer Marketing for Disney, responsible for developing go-to-market strategies for Disney digital and entertainment properties. Westendorf started her career at Apple, spending over a decade in senior marketing roles leading brand and consumer partnerships, as well as serving in an array of key marketing functions in support of the company's launches of the iMac, iTunes, the iPod, iPhone and related products and services.

Westendorf holds a bachelor's degree in Communications from Loyola Marymount University and a master's degree in Education from Pepperdine University. She lives in the Bay Area with her two daughters, Maclaine and Camden.

BUSINESS STAFF



ALFREDO ACEVES
Information Technology



CYNTHIA ALBERTSEN
Ticket Sales and Service



JOHN ANDREWS
Raider Image




FRANCISCO ASCENCIO
Ticket Sales and Service



KRISTI BAILEY
Administration



JESSICA BALLARD
Ticket Operations



JUSTIN BARNES
Business Development



ARIANNE BAUTISTA
Raider Image



KRIS BAYLISS
Raider Image



MORRIS BRADSHAW
Alumni




TRAVIS BRAZ
Silver and Black Productions



STEVEN CAMACHO
Silver and Black Productions



FREDDY CARCOMO
Raider Image



DOUG CATANZARITE
Corporate Partnership




KYLEE CHANDLER
Premium Sales and Services



LAUREN CHANDLER
Silver and Black Productions


BUSINESS STAFF



PETER CHARNEY
Corporate Partnership



JAY CHESSE
Ticket Sales and Service



AMANDA DANE
Events Operations



RANYA DE CASTRO
Ticket Sales and Service



**VITTORIO
DEBARTOLO**
Silver and Black Productions




BROOKE DEGROOT
Premium Sales and Services



BRANDON DOLL
Finance



MICHAEL DONATO
Ticket Sales and Service



RYAN DORSEY
Information Technology



ERIC EYLER
Ticket Sales and Service



ADAM FELDMAN
Ticket Operations



TARIQ FLEMING
Premium Sales and Services



KAREN FONTANA
Corporate Partnership



GREG GARRETT
Security



JOHN GARRISON
Raider Image



ALEX GECHÉ
Premium Sales and Services

BUSINESS STAFF




JASON GIGLIO
Corporate Partnership



TONY GONZALES
Silver and Black Productions




SOPHIA GOUCHER
Raider Image



AMIN HASAN
Ticket Sales and Service




**ROBERT
HENRIQUEZ**
Premium Sales and Services



**DJ
HOLLINGSWORTH**
Raider Image



BENNY HONG
Information Technology



DANIEL HUIE
Finance



JACKIE KAUFMAN
Raider Image




RYAN KELLY
Ticket Sales and Service



MEGAN KING
Raiders Foundation



JERRY KNAAK
Silver and Black Productions



ANWARR LACY
Ticket Sales and Service



JACK LEVEY
Business Development



JEANINE LIEBELT
Raider Image



EMMANUEL LOPEZ
Ticket Sales and Service

BUSINESS STAFF



TOM LYDON
Raider Image



NICK MARKUNAS
Community Relations



**JONATHAN
MARTINEZ**
Business Development



QIAVA MARTINEZ
Premium Sales and Services



ANTHONY MAYO
Raiders Foundation



KELLY MCDONALD
Silver and Black Productions



DONNA MENDOZA
Operations



TYLER MOOREHEAD
Silver and Black Productions



BRIAN MORAN
Raider Image



SCOTT MURRAY
Raider Image



JONATHAN MYDRA
Ticket Sales and Service



KEYON NASH
Premium Sales and Service



HANNAH O'LEARY
Ticket Sales and Service



JIM OTTO
Special Projects




MARCUS PADILLA
Silver and Black Productions



ZOE PANAYIDES
Corporate Partnership


BUSINESS STAFF



PANOS PAPPAS
Premium Sales and Service



MATT PASCO
Information Technology



EDDIE PASKAL
Silver and Black Productions



CAROLYN PAUL
Administration



VERONICA PERRY
Ticket Sales and Service



DEREK PERSON
Finance



BRAD PHINNEY
Silver and Black Productions




JEFF ROMANSKI
Raider Image




JESSICA ROMERO
Silver and Black Productions



**SAMANTHA
ROMERO**
Raider Image



ADAM SANDA
Finance



CESAR SERRANO
Ticket Sales and Service




JOE SHAPER
Business Development



TAYLOR SILVA
Ticket Sales and Service



CHRIS SOTIROPULOS
Stadium Development
and Operations



DEAN STAVERT
Security

BUSINESS STAFF



KELLY STEIN
Events Operations



HAJA SULEMAN
Human Resources



KARLA TAI
Human Resources



WAHAJ TARIQ
Business Development




MIKE TAYLOR
Public Affairs



PAUL TAYLOR
Raider Image



WILL TELFER
Community Relations



JOSEPH TESCONI
Raider Image



SHAWN TESTA
Information Technology



JEANETTE THOMPSON
Raiderettes



MITCH TOM
Event Operations



NICK TRUJILLO
Ticket Sales and Service



PAT VALERIO
Operations



WARREN VERRETT III
Ticket Sales and Service



ANDRES VILLALOBOS
Ticket Sales and Service



JENNIFER VU
Premium Sales and Services

BUSINESS STAFF



AARON WARD
Creative



ANNE WILCOXON
Finance



ERIN WRIGHT
Community Relations



JOHN YOW
Legal



GORDON YU
Raider Image



**SHAWNA
ZIMMERMAN**
Raiderettes



**VETERANS AND
PLAYERS WITH
PRO EXPERIENCE**



NATE ALLEN

SAFETY | SOUTH FLORIDA | 6-0 | 210
ACQUIRED: UFA-'15 (Phi.) | NFL EXP: 7 | RAIDERS EXP: 2
HOMETOWN: CAPE CORAL, FLA. | BORN: 11/30/87

20

TRANSACTIONS: Selected by Philadelphia Eagles in the second round (37th overall) of the 2010 NFL Draft, April 23, 2010...Re-signed by Eagles as an unrestricted free agent, March 17, 2014...Signed by Oakland Raiders as an unrestricted free agent, March 12, 2015...Released by Raiders, Feb. 9, 2016...Re-signed by Raiders as a free agent, Feb. 11, 2016.

CAREER: Veteran safety enters his second season with the Raiders after signing with the team before the 2015 season...Appeared in five games with three starts for Oakland in 2015...Started 69-of-74 games in five seasons with the Philadelphia Eagles from 2010-14...Posted a career-high four INTs, two forced fumbles and three fumble recoveries in 2014...Tallied a career-high 94 tackles in 2013 as he started all 16 games for the first time in his career...As a rookie, earned NFL Defensive Rookie of the Month honors for September 2010 after recording 19 tackles (13 solo), two INTs and one sack in three games...Became the only rookie in Eagles franchise history to record at least three INTs and two sacks in his rookie campaign...Along with DE Brandon Graham, became the first pair of defensive rookies to start on opening day for the Eagles since 1983...Career totals include 79 games played with 72 starts, 394 tackles (268), 11 INTs, 30 passes defended, four sacks, three forced fumbles and three fumble recoveries...Originally entered the NFL as a second-round (37th overall) pick in 2010.

2015: Played in five games with three starts, missing significant action due to multiple knee injuries...Totaled 14 tackles (11 solo), one INT and two passes defended...Injured his knee in the season opener and spent seven weeks on the Reserve/Injured - Designated for Return List...Returned for four games before re-injuring his knee on Dec. 6 vs. Kansas City...Eventually placed on the Reserve/Injured List on Dec. 30...**(9/13) vs. Cin.:** Started Raiders debut at safety...Posted one tackle before leaving the game in the first quarter due to a knee injury...Placed on Reserve/Injured - Designated for Return List on Sept. 15...Returned to practice on Oct. 27...**(11/15) vs. Min.:** Returned to action, starting at safety...Recorded five tackles (four)...**(11/22) at Det.:** Recorded five tackles (four) and credited with first pass defended of the season...**(11/29) at Ten.:** Sealed the victory with his first INT as a Raider...Picked off QB Marcus Mariota on a diving effort with less than a minute remaining to preserve a 24-21 victory...Added a pass defended...**(12/6) vs. KC:** Posted three tackles (two)...Assisted on a first-quarter tackle of WR Jeremy Maclin that resulted in a fumble recovered by S Charles Woodson...Left game in the fourth quarter with a knee injury.

2014 (with Phi.): Started all 15 games in which he appeared, finishing fourth on the team with 70 tackles...Led the team with four INTs and tied for the team lead with three fumble recoveries...Totaled 70 tackles (46 solo), four INTs, five passes defended, one sack, two forced fumbles and three fumble recoveries...**(9/7) vs. Jac.:** Posted four tackles (two) and recorded a sack-fumble of QB Chad Henne...**(9/21) vs. Was.:** Notched a then-season high with eight tackles (six) and one pass defended in the victory...**(10/26) at Ari.:** Posted five tackles (three) and his second forced fumble of the season when he stripped RB Andre Ellington and then recovered the fumble...**(11/10) vs. Car.:** Recorded four tackles (three), one pass defended and his first INT of the season, picking off QB Cam Newton...**(11/23) vs. Ten.:** Posted four tackles and his second fumble recovery of the season...**(11/27) at Dal.:** Notched the first multi-turnover

game of his career, recording an INT and fumble recovery...**(12/7) vs. Sea.:** Posted a season-high nine tackles (six)...**(12/20) at Was.:** Picked off QB Robert Griffin III in the fourth quarter, setting up a game-tying FG...**(12/28) at NYG:** Sealed the Eagles' victory by intercepting QB Eli Manning and returning it 40 yards in the fourth quarter.

2013 (with Phi.): Started all 16 games on the season and set a career high with 94 tackles (56 solo)...His 94 tackles were third on the team...Added one INT, one pass defended and one sack...**(9/15) vs. SD:** Tied a season high with nine tackles (six)...**(9/19) vs. KC:** Tallied seven tackles (five), one pass defended and his only sack of the season...**(10/13) at TB:** Tied a season high with nine tackles (six)...**(10/27) vs. NYG:** Notched eight tackles (four) and one pass defended...**(11/10) at GB:** Posted four tackles and one pass defended in the victory...**(12/1) vs. Ari.:** Tallied eight tackles and one INT of QB Carson Palmer, which he returned for a career-high 43 yards...Postseason: **(1/4/14) vs. NO:** Recorded six tackles and one pass defended in the Eagles' Wild Card game.

2012 (with Phi.): Played in 15 games and made 13 starts...Totaled 81 tackles (60 solo) and six passes defended...**(9/16) vs. Bal.:** Recorded a game-high 11 tackles (10) and one pass defended in the victory...**(9/30) vs. NYG:** Tallied four tackles (three) and a season-high two passes defended in the victory...**(10/28) vs. Atl.:** Notched nine tackles (eight)...**(12/2) at Dal.:** Posted seven tackles (five)...**(12/13) vs. Cin.:** Totaled nine tackles (three) for the second time on the season...Added one pass defended.



ALLEN

2011 (with Phi.): Saw action in 15 games, taking over the starting safety role in Week 3 and starting 12 games...Totalled 76 tackles (52 solo), two INTs and six passes defended...(10/2) vs. SF: Earned his first start of the season and posted six tackles (three)...(10/9) at Buf.: Talled a career-high 13 tackles (nine)...(10/16) at Was.: Recorded his first INT of the season, picking off QB Rex Grossman, and four tackles (two)...(12/11) at Mia.: Notched five tackles (four) and two passes defended...(12/24) at Dal.: Talled seven tackles (three) and two passes defended...(1/1/12) vs. Was.: Posted six tackles and one INT, intercepting Grossman for the second time of the season and returning it 31 yards.

2010 (with Phi.): Earned a spot in the starting lineup out of training camp and started all 13 games in which he played...Totalled 59 tackles (43 solo), three INTs, seven passes defended, two sacks and one forced fumble...Earned NFL Defensive Rookie of the Month honors for September after recording 19 tackles (13), two INTs and one sack in three games...Became the only rookie in franchise history to record at least three INTs and two sacks in his rookie campaign...Along with DE Brandon Graham, became the first pair of defensive rookies to start on opening day for the Eagles since 1983...Placed on the Reserve/Injured List with a knee injury on Dec. 21...(9/12) vs. GB: Made his NFL debut and started at safety, recording seven tackles (five) and his first career INT of QB Aaron Rodgers...Became the first Eagle rookie since 1988 to record an INT on opening day...(9/19) at Det.: Notched five tackles (four) and his second INT of the season, picking off QB Shaun Hill...Became the first Eagle with an INT in each of his first two games since 1979...(9/26) at Jac.: Talled seven tackles (four) and his first career sack, bringing down QB David Garrard...(10/3) vs. Was.: Became the first Eagles rookie since 1996 to record three INTs in a season when he intercepted QB Donovan McNabb...Added four tackles (three)...(12/2) vs. Hou.: Posted seven tackles and his first career sack-fumble as he took down QB Matt Schaub and secured the victory.

COLLEGE: Played in 48 games, starting his final 39 contests at free safety at South Florida...Totalled 224 tackles (144 solo), nine INTs, one sack, five tackles for loss, three forced fumbles and four fumble recoveries...Earned second-team All-Big East Conference honors as a senior...His nine INTs ranked fourth on the school's all-time INT list...Recorded three TDs in his career: a 47-yard fumble return, a 75-yard blocked FG return and a 44-yard INT return...As a senior, named team captain and started all 13 games...Earned second-team All-Big East Conference honors after finishing second on the team with 85 tackles (40) and posting four INTs...Started 13 games as a junior, tallying 53 tackles (39), one INT and one sack...Started 13 games as a sophomore, ranking second on the team 84 tackles (65) and four INTs...His four INTs were the sixth best total in the Big East...Played in nine games as a true freshman, seeing action primarily on special teams...Majored in communications.

PERSONAL: Attended Cape Coral (Fla.) High School...Played football and basketball...Played on both sides of the ball, serving as the team's starting safety and starting quarterback...Two-time Class 5A All-State honorable mention and earned all-area honors three times...Threw for more than 5,000 career yards as a quarterback, breaking all of the school's passing records...Scored over 1,000 points in his basketball career...Averaged 16.3 points, 6.6 rebounds and 2.9 steals per game as a senior...Annually hosts Allen's F.L.Y. High Youth Football Camp in Cape Coral, Fla., giving the community an opportunity to take part in an organized football experience.

ADDITIONAL STATISTICS: Special teams tackles – 5 in 2011, 3 in 2012; NFL totals: 8.

SINGLE-GAME HIGHS: TACKLES: Total – 13, 10/9/11 at Buf. Solo – 10, 9/16/12 vs. Bal. Sacks – 1, four times; last: 9/7/14 vs. Jac. Interceptions – 1, 11 times; last: 11/29/15 at Ten. Passes defended – 3, 10/3/10 at SF. Forced fumbles – 1, three times; last: 10/26/14 at Ari. Fumble recoveries – 1, three times; last: 11/27/14 at Dal.

NATE ALLEN'S CAREER STATISTICS

| Year | Team | GP | GS | TACKLES | | | | | INTERCEPTIONS | | | | | FUMBLES | | |
|-------------------|--------------|-----------|-----------|------------|------------|------------|------------|-------------|---------------|------------|-----------|----------|-----------|----------|----------|-----------|
| | | | | Total | Solo | Asst. | Sacks | Yds. | No. | Yds. | Lg. | TD | PD | FF | FR | Yds. |
| 2010 | Philadelphia | 13 | 13 | 59 | 43 | 16 | 2.0 | 17.0 | 3 | 27 | 16 | 0 | 7 | 1 | 0 | 0 |
| 2011 | Philadelphia | 15 | 12 | 76 | 52 | 24 | 0.0 | 0.0 | 2 | 44 | 31 | 0 | 6 | 0 | 0 | 0 |
| 2012 | Philadelphia | 15 | 13 | 81 | 60 | 21 | 0.0 | 0.0 | 0 | 0 | - | 0 | 6 | 0 | 0 | 0 |
| 2013 | Philadelphia | 16 | 16 | 94 | 56 | 38 | 1.0 | 8.0 | 1 | 43 | 43 | 0 | 4 | 0 | 0 | 0 |
| 2014 | Philadelphia | 15 | 15 | 70 | 46 | 24 | 1.0 | 9.0 | 4 | 45 | 40 | 0 | 5 | 2 | 3 | 25 |
| 2015 | Oakland | 5 | 3 | 14 | 11 | 3 | 0.0 | 0.0 | 1 | 5 | 5 | 0 | 2 | 0 | 0 | 0 |
| Totals | | 79 | 72 | 394 | 268 | 126 | 4.0 | 34.0 | 11 | 164 | 43 | 0 | 30 | 3 | 3 | 25 |
| POSTSEASON | | | | | | | | | | | | | | | | |
| 2013 | Philadelphia | 1 | 1 | 6 | 6 | 0 | 0.0 | 0.0 | 0 | 0 | - | 0 | 1 | 0 | 0 | 0 |
| Totals | | 1 | 1 | 6 | 6 | 0 | 0.0 | 0.0 | 0 | 0 | - | 0 | 1 | 0 | 0 | 0 |

ALLEN

NATE ALLEN GAME-BY-GAME

2015, OAKLAND (7-9)

| Date | Opp. | W/L | GP/GS | TACKLES | | | | | INTERCEPTIONS | | | | | FUMBLES | | |
|---------------|---------|-----|------------|-----------|-----------|----------|------------|------------|---|----------|----------|----------|----------|----------|----------|----------|
| | | | | Total | Solo | Asst. | Sacks | Yds. | No. | Yds. | Lg. | TD | PD | FF | FR | Yds. |
| 9/13 | Cin. | L | 1/1 | 1 | 1 | 0 | 0.0 | 0.0 | 0 | 0 | - | 0 | 0 | 0 | 0 | 0 |
| 9/20 | Bal. | W | | | | | | | (RESERVE/INJURED - DESIGNATED FOR RETURN LIST - KNEE) | | | | | | | |
| 9/27 | at Cle. | W | | | | | | | (RESERVE/INJURED - DESIGNATED FOR RETURN LIST - KNEE) | | | | | | | |
| 10/4 | at Chi. | L | | | | | | | (RESERVE/INJURED - DESIGNATED FOR RETURN LIST - KNEE) | | | | | | | |
| 10/11 | Den. | L | | | | | | | (RESERVE/INJURED - DESIGNATED FOR RETURN LIST - KNEE) | | | | | | | |
| 10/25 | at SD | W | | | | | | | (RESERVE/INJURED - DESIGNATED FOR RETURN LIST - KNEE) | | | | | | | |
| 11/1 | NYJ | W | | | | | | | (RESERVE/INJURED - DESIGNATED FOR RETURN LIST - KNEE) | | | | | | | |
| 11/8 | at Pit. | L | | | | | | | (RESERVE/INJURED - DESIGNATED FOR RETURN LIST - KNEE) | | | | | | | |
| 11/15 | Min. | L | 1/1 | 5 | 4 | 1 | 0.0 | 0.0 | 0 | 0 | - | 0 | 0 | 0 | 0 | 0 |
| 11/22 | at Det. | L | 1/0 | 5 | 4 | 1 | 0.0 | 0.0 | 0 | 0 | - | 0 | 1 | 0 | 0 | 0 |
| 11/29 | at Ten. | W | 1/1 | 0 | 0 | 0 | 0.0 | 0.0 | 1 | 5 | 5 | 0 | 1 | 0 | 0 | 0 |
| 12/6 | KC | L | 1/0 | 3 | 2 | 1 | 0.0 | 0.0 | 0 | 0 | - | 0 | 0 | 0 | 0 | 0 |
| 12/13 | at Den. | W | | | | | | | (INACTIVE - KNEE) | | | | | | | |
| 12/20 | GB | L | | | | | | | (INACTIVE - KNEE) | | | | | | | |
| 12/24 | SD | W | | | | | | | (INACTIVE - KNEE) | | | | | | | |
| 1/3/16 | at KC | L | | | | | | | (RESERVE/INJURED LIST - KNEE) | | | | | | | |
| Totals | | | 5/3 | 14 | 11 | 3 | 0.0 | 0.0 | 1 | 5 | 5 | 0 | 2 | 0 | 0 | 0 |

2014, PHILADELPHIA (10-6)

| Date | Opp. | W/L | GP/GS | TACKLES | | | | | INTERCEPTIONS | | | | | FUMBLES | | |
|---------------|---------|-----|--------------|-----------|-----------|-----------|------------|------------|------------------------|-----------|-----------|----------|----------|----------|----------|-----------|
| | | | | Total | Solo | Asst. | Sacks | Yds. | No. | Yds. | Lg. | TD | PD | FF | FR | Yds. |
| 9/7 | Jac. | W | 1/1 | 4 | 2 | 2 | 1.0 | 9.0 | 0 | 0 | - | 0 | 0 | 1 | 0 | 0 |
| 9/15 | at Ind. | W | 1/1 | 4 | 3 | 1 | 0.0 | 0.0 | 0 | 0 | - | 0 | 0 | 0 | 0 | 0 |
| 9/21 | Was. | W | 1/1 | 8 | 6 | 2 | 0.0 | 0.0 | 0 | 0 | - | 0 | 1 | 0 | 0 | 0 |
| 9/28 | at SF | L | 1/1 | 7 | 2 | 5 | 0.0 | 0.0 | 0 | 0 | - | 0 | 0 | 0 | 0 | 0 |
| 10/5 | StL. | W | 1/1 | 4 | 4 | 0 | 0.0 | 0.0 | 0 | 0 | - | 0 | 0 | 0 | 0 | 0 |
| 10/12 | NYG | W | 1/1 | 6 | 3 | 3 | 0.0 | 0.0 | 0 | 0 | - | 0 | 1 | 0 | 0 | 0 |
| 10/26 | at Ari. | L | 1/1 | 5 | 3 | 2 | 0.0 | 0.0 | 0 | 0 | - | 0 | 0 | 1 | 1 | 0 |
| 11/2 | at Hou. | W | | | | | | | (INACTIVE - HAMSTRING) | | | | | | | |
| 11/10 | Car. | W | 1/1 | 4 | 3 | 1 | 0.0 | 0.0 | 1 | 3 | 3 | 0 | 1 | 0 | 0 | 0 |
| 11/16 | at GB | L | 1/1 | 3 | 3 | 0 | 0.0 | 0.0 | 0 | 0 | - | 0 | 1 | 0 | 0 | 0 |
| 11/23 | Ten. | W | 1/1 | 4 | 4 | 0 | 0.0 | 0.0 | 0 | 0 | - | 0 | 0 | 0 | 1 | 3 |
| 11/27 | at Dal. | W | 1/1 | 3 | 1 | 2 | 0.0 | 0.0 | 1 | 1 | 1 | 0 | 0 | 0 | 1 | 22 |
| 12/7 | Sea. | L | 1/1 | 9 | 6 | 3 | 0.0 | 0.0 | 0 | 0 | - | 0 | 0 | 0 | 0 | 0 |
| 12/14 | Dal. | L | 1/1 | 2 | 1 | 1 | 0.0 | 0.0 | 0 | 0 | - | 0 | 0 | 0 | 0 | 0 |
| 12/20 | at Was. | L | 1/1 | 2 | 1 | 1 | 0.0 | 0.0 | 1 | 1 | 1 | 0 | 0 | 0 | 0 | 0 |
| 12/28 | at NYG | W | 1/1 | 5 | 4 | 1 | 0.0 | 0.0 | 1 | 40 | 40 | 0 | 1 | 0 | 0 | 0 |
| Totals | | | 15/15 | 70 | 46 | 24 | 1.0 | 9.0 | 4 | 45 | 40 | 0 | 5 | 2 | 3 | 25 |

2013, PHILADELPHIA (10-6)

| Date | Opp. | W/L | GP/GS | TACKLES | | | | | INTERCEPTIONS | | | | | FUMBLES | | |
|---------------|---------|-----|--------------|-----------|-----------|-----------|------------|------------|---------------|-----------|-----------|----------|----------|----------|----------|----------|
| | | | | Total | Solo | Asst. | Sacks | Yds. | No. | Yds. | Lg. | TD | PD | FF | FR | Yds. |
| 9/9 | at Was. | W | 1/1 | 5 | 2 | 3 | 0.0 | 0.0 | 0 | 0 | - | 0 | 0 | 0 | 0 | 0 |
| 9/15 | SD | L | 1/1 | 9 | 6 | 3 | 0.0 | 0.0 | 0 | 0 | - | 0 | 0 | 0 | 0 | 0 |
| 9/19 | KC | L | 1/1 | 7 | 5 | 2 | 1.0 | 8.0 | 0 | 0 | - | 0 | 1 | 0 | 0 | 0 |
| 9/29 | at Den. | L | 1/1 | 6 | 6 | 0 | 0.0 | 0.0 | 0 | 0 | - | 0 | 0 | 0 | 0 | 0 |
| 10/6 | at NYG | W | 1/1 | 5 | 2 | 3 | 0.0 | 0.0 | 0 | 0 | - | 0 | 1 | 0 | 0 | 0 |
| 10/13 | at TB | W | 1/1 | 9 | 6 | 3 | 0.0 | 0.0 | 0 | 0 | - | 0 | 0 | 0 | 0 | 0 |
| 10/20 | Dal. | L | 1/1 | 6 | 3 | 3 | 0.0 | 0.0 | 0 | 0 | - | 0 | 0 | 0 | 0 | 0 |
| 10/27 | NYG | L | 1/1 | 8 | 4 | 4 | 0.0 | 0.0 | 0 | 0 | - | 0 | 1 | 0 | 0 | 0 |
| 11/3 | at Oak. | W | 1/1 | 7 | 4 | 3 | 0.0 | 0.0 | 0 | 0 | - | 0 | 0 | 0 | 0 | 0 |
| 11/10 | at GB | W | 1/1 | 4 | 3 | 1 | 0.0 | 0.0 | 0 | 0 | - | 0 | 1 | 0 | 0 | 0 |
| 11/17 | Was. | W | 1/1 | 4 | 2 | 2 | 0.0 | 0.0 | 0 | 0 | - | 0 | 0 | 0 | 0 | 0 |
| 12/1 | Ari. | W | 1/1 | 8 | 5 | 3 | 0.0 | 0.0 | 1 | 43 | 43 | 0 | 0 | 0 | 0 | 0 |
| 12/8 | Det. | W | 1/1 | 3 | 1 | 2 | 0.0 | 0.0 | 0 | 0 | - | 0 | 0 | 0 | 0 | 0 |
| 12/15 | at Min. | L | 1/1 | 5 | 2 | 3 | 0.0 | 0.0 | 0 | 0 | - | 0 | 0 | 0 | 0 | 0 |
| 12/22 | Chi. | W | 1/1 | 3 | 2 | 1 | 0.0 | 0.0 | 0 | 0 | - | 0 | 0 | 0 | 0 | 0 |
| 12/29 | at Dal. | W | 1/1 | 5 | 3 | 2 | 0.0 | 0.0 | 0 | 0 | - | 0 | 0 | 0 | 0 | 0 |
| Totals | | | 16/16 | 94 | 56 | 38 | 1.0 | 8.0 | 1 | 43 | 43 | 0 | 4 | 0 | 0 | 0 |

POSTSEASON

| | | | | | | | | | | | | | | | | |
|--------|----|---|-----|---|---|---|-----|-----|---|---|---|---|---|---|---|---|
| 1/4/14 | NO | L | 1/1 | 6 | 6 | 0 | 0.0 | 0.0 | 0 | 0 | - | 0 | 0 | 1 | 0 | 0 |
|--------|----|---|-----|---|---|---|-----|-----|---|---|---|---|---|---|---|---|

NATE ALLEN GAME-BY-GAME 2012, PHILADELPHIA (4-12)

| Date | Opp. | W/L | GP/GS | TACKLES | | | | | INTERCEPTIONS | | | | | FUMBLES | | |
|---------------|---------|-----|--------------|------------------------|-----------|-----------|------------|------------|---------------|----------|----------|----------|----------|----------|----------|----------|
| | | | | Total | Solo | Asst. | Sacks | Yds. | No. | Yds. | Lg. | TD | PD | FF | FR | Yds. |
| 9/9 | at Cle. | W | 1/1 | 5 | 4 | 1 | 0.0 | 0.0 | 0 | 0 | - | 0 | 1 | 0 | 0 | 0 |
| 9/16 | Bal. | W | 1/1 | 11 | 10 | 1 | 0.0 | 0.0 | 0 | 0 | - | 0 | 1 | 0 | 0 | 0 |
| 9/23 | at Ari. | L | 1/1 | 7 | 3 | 4 | 0.0 | 0.0 | 0 | 0 | - | 0 | 0 | 0 | 0 | 0 |
| 9/30 | NYG | W | 1/1 | 4 | 3 | 1 | 0.0 | 0.0 | 0 | 0 | - | 0 | 2 | 0 | 0 | 0 |
| 10/7 | at Pit. | L | 1/1 | 7 | 7 | 0 | 0.0 | 0.0 | 0 | 0 | - | 0 | 1 | 0 | 0 | 0 |
| 10/14 | Det. | L | 1/1 | 3 | 3 | 0 | 0.0 | 0.0 | 0 | 0 | - | 0 | 0 | 0 | 0 | 0 |
| 10/28 | Atl. | L | 1/1 | 9 | 8 | 1 | 0.0 | 0.0 | 0 | 0 | - | 0 | 0 | 0 | 0 | 0 |
| 11/5 | at NO | L | | (INACTIVE - HAMSTRING) | | | | | | | | | | | | |
| 11/11 | Dal. | L | 1/1 | 4 | 3 | 1 | 0.0 | 0.0 | 0 | 0 | - | 0 | 0 | 0 | 0 | 0 |
| 11/18 | at Was. | L | 1/1 | 6 | 4 | 2 | 0.0 | 0.0 | 0 | 0 | - | 0 | 0 | 0 | 0 | 0 |
| 11/26 | Car. | L | 1/1 | 5 | 4 | 1 | 0.0 | 0.0 | 0 | 0 | - | 0 | 0 | 0 | 0 | 0 |
| 12/2 | at Dal. | L | 1/1 | 7 | 5 | 2 | 0.0 | 0.0 | 0 | 0 | - | 0 | 0 | 0 | 0 | 0 |
| 12/9 | at TB. | W | 1/1 | 4 | 3 | 1 | 0.0 | 0.0 | 0 | 0 | - | 0 | 0 | 0 | 0 | 0 |
| 12/13 | Cin. | L | 1/1 | 9 | 3 | 6 | 0.0 | 0.0 | 0 | 0 | - | 0 | 1 | 0 | 0 | 0 |
| 12/23 | Was. | L | 1/0 | 0 | 0 | 0 | 0.0 | 0.0 | 0 | 0 | - | 0 | 0 | 0 | 0 | 0 |
| 12/30 | at NYG | L | 1/0 | 0 | 0 | 0 | 0.0 | 0.0 | 0 | 0 | - | 0 | 0 | 0 | 0 | 0 |
| Totals | | | 15/13 | 81 | 60 | 21 | 0.0 | 0.0 | 0 | 0 | - | 0 | 6 | 0 | 0 | 0 |

2011, PHILADELPHIA (8-8)

| Date | Opp. | W/L | GP/GS | TACKLES | | | | | INTERCEPTIONS | | | | | FUMBLES | | |
|---------------|---------|-----|--------------|-------------------------|-----------|-----------|------------|------------|---------------|-----------|-----------|----------|----------|----------|----------|----------|
| | | | | Total | Solo | Asst. | Sacks | Yds. | No. | Yds. | Lg. | TD | PD | FF | FR | Yds. |
| 9/11 | at StL. | W | 1/0 | 0 | 0 | 0 | 0.0 | 0.0 | 0 | 0 | - | 0 | 0 | 0 | 0 | 0 |
| 9/18 | at Atl. | L | 1/0 | 0 | 0 | 0 | 0.0 | 0.0 | 0 | 0 | - | 0 | 0 | 0 | 0 | 0 |
| 9/25 | NYG | L | 1/0 | 1 | 1 | 0 | 0.0 | 0.0 | 0 | 0 | - | 0 | 0 | 0 | 0 | 0 |
| 10/2 | SF | L | 1/1 | 6 | 3 | 3 | 0.0 | 0.0 | 0 | 0 | - | 0 | 0 | 0 | 0 | 0 |
| 10/9 | at Buf. | L | 1/1 | 13 | 9 | 4 | 0.0 | 0.0 | 0 | 0 | - | 0 | 0 | 0 | 0 | 0 |
| 10/16 | at Was. | W | 1/1 | 4 | 2 | 2 | 0.0 | 0.0 | 1 | 13 | 13 | 0 | 1 | 0 | 0 | 0 |
| 10/30 | Dal. | W | 1/1 | 4 | 3 | 1 | 0.0 | 0.0 | 0 | 0 | - | 0 | 0 | 0 | 0 | 0 |
| 11/7 | Chi. | L | 1/1 | 2 | 2 | 0 | 0.0 | 0.0 | 0 | 0 | - | 0 | 0 | 0 | 0 | 0 |
| 11/13 | Ari. | L | | (INACTIVE - CONCUSSION) | | | | | | | | | | | | |
| 11/20 | at NYG | W | 1/1 | 6 | 3 | 3 | 0.0 | 0.0 | 0 | 0 | - | 0 | 0 | 0 | 0 | 0 |
| 11/27 | NE | L | 1/1 | 8 | 6 | 2 | 0.0 | 0.0 | 0 | 0 | - | 0 | 0 | 0 | 0 | 0 |
| 12/1 | at Sea. | L | 1/1 | 8 | 6 | 2 | 0.0 | 0.0 | 0 | 0 | - | 0 | 0 | 0 | 0 | 0 |
| 12/11 | at Mia. | W | 1/1 | 5 | 4 | 1 | 0.0 | 0.0 | 0 | 0 | - | 0 | 2 | 0 | 0 | 0 |
| 12/18 | NYJ | W | 1/1 | 6 | 5 | 1 | 0.0 | 0.0 | 0 | 0 | - | 0 | 0 | 0 | 0 | 0 |
| 12/24 | at Dal. | W | 1/1 | 7 | 3 | 4 | 0.0 | 0.0 | 0 | 0 | - | 0 | 2 | 0 | 0 | 0 |
| 1/1/12 | Was. | W | 1/1 | 6 | 5 | 1 | 0.0 | 0.0 | 1 | 31 | 31 | 0 | 1 | 0 | 0 | 0 |
| Totals | | | 15/12 | 76 | 52 | 24 | 0.0 | 0.0 | 2 | 44 | 31 | 0 | 6 | 0 | 0 | 0 |

2010, PHILADELPHIA (10-6)

| Date | Opp. | W/L | GP/GS | TACKLES | | | | | INTERCEPTIONS | | | | | FUMBLES | | |
|---------------|---------|-----|--------------|-------------------------------|-----------|-----------|------------|-------------|---------------|-----------|-----------|----------|----------|----------|----------|----------|
| | | | | Total | Solo | Asst. | Sacks | Yds. | No. | Yds. | Lg. | TD | PD | FF | FR | Yds. |
| 9/12 | GB | L | 1/1 | 7 | 5 | 2 | 0.0 | 0.0 | 1 | 11 | 11 | 0 | 0 | 0 | 0 | 0 |
| 9/19 | at Det. | W | 1/1 | 5 | 4 | 1 | 0.0 | 0.0 | 1 | 0 | 0 | 0 | 1 | 0 | 0 | 0 |
| 9/26 | at Jac. | W | 1/1 | 7 | 4 | 3 | 1.0 | 10.0 | 0 | 0 | - | 0 | 1 | 0 | 0 | 0 |
| 10/3 | Was. | L | 1/1 | 4 | 3 | 1 | 0.0 | 0.0 | 1 | 16 | 16 | 0 | 0 | 0 | 0 | 0 |
| 10/10 | at SF | W | 1/1 | 2 | 2 | 0 | 0.0 | 0.0 | 0 | 0 | - | 0 | 3 | 0 | 0 | 0 |
| 10/17 | Atl. | W | 1/1 | 5 | 4 | 1 | 0.0 | 0.0 | 0 | 0 | - | 0 | 0 | 0 | 0 | 0 |
| 10/24 | at Ten. | L | 1/1 | 8 | 7 | 1 | 0.0 | 0.0 | 0 | 0 | - | 0 | 0 | 0 | 0 | 0 |
| 11/7 | Ind. | W | 1/1 | 4 | 3 | 1 | 0.0 | 0.0 | 0 | 0 | - | 0 | 0 | 0 | 0 | 0 |
| 11/15 | at Was. | W | | (INACTIVE - NECK) | | | | | | | | | | | | |
| 11/21 | NYG | W | 1/1 | 5 | 3 | 2 | 0.0 | 0.0 | 0 | 0 | - | 0 | 0 | 0 | 0 | 0 |
| 11/28 | at Chi. | L | 1/1 | 3 | 2 | 1 | 0.0 | 0.0 | 0 | 0 | - | 0 | 0 | 0 | 0 | 0 |
| 12/2 | Hou. | W | 1/1 | 7 | 4 | 3 | 1.0 | 7.0 | 0 | 0 | - | 0 | 0 | 1 | 0 | 0 |
| 12/12 | at Dal. | W | 1/1 | 1 | 1 | 0 | 0.0 | 0.0 | 0 | 0 | - | 0 | 1 | 0 | 0 | 0 |
| 12/19 | at NYG | W | 1/1 | 1 | 1 | 0 | 0.0 | 0.0 | 0 | 0 | - | 0 | 1 | 0 | 0 | 0 |
| 12/28 | Min. | L | | (RESERVE/INJURED LIST - KNEE) | | | | | | | | | | | | |
| 1/2/11 | Dal. | L | | (RESERVE/INJURED LIST - KNEE) | | | | | | | | | | | | |
| Totals | | | 13/13 | 59 | 43 | 16 | 2.0 | 17.0 | 3 | 27 | 16 | 0 | 7 | 1 | 0 | 0 |

DAVID AMERSON

CORNERBACK | NORTH CAROLINA STATE | 6-1 | 205
ACQUIRED: W-'15 (Was.) | NFL EXP: 4 | RAIDERS EXP.: 2
HOMETOWN: GREENSBORO, N.C. | BORN: 12/08/91

29

TRANSACTIONS: Selected by Washington Redskins in the second round (51st overall) of the 2013 NFL Draft...Waived by Redskins, Sept. 21, 2015...Claimed via waivers by Oakland Raiders, Sept. 22, 2015.

CAREER: Experienced cornerback is in his second season with Oakland after joining the team via waivers during the 2015 season...Career totals include 47 games played, with 35 starts, 170 tackles (148 solo), six INTs with two INT-TDs, 44 passes defended and two forced fumbles...In 2015, needed only 14 games, with 12 starts, to set the Raiders franchise record for passes defended in a season with 26...Ranked second on the team with four INTs last season, including one INT-TD for the team's only defensive TD...Started all 15 games in which he played in 2014...Played in all 16 games as a rookie after being selected as the Redskins' top pick in the 2013 NFL Draft...Made his NFL debut in the 2013 season opener at only 21 years old.

AT A GLANCE

- Set Raiders franchise record with 26 passes defended in 2015 after being claimed via waivers prior to Week 3.
- Ranked second on the team last season with four INTs, returning one for a TD for the team's only defensive TD of the season.
- Originally a second-round pick by Washington, posted two INTs and one INT-TD in 16 games, with eight starts, as a rookie in 2013.
- Led the nation with 13 INTs as a sophomore at N.C. State, setting school and conference season records and earning All-American and All-ACC honors.

2015 (with Was. and Oak.): Played two games with Washington before being claimed via waivers by Oakland prior to Week 3...In 14 games and 12 starts with the Raiders, set a team record for passes defended in a season with 26...Ranked second on the team with a career-high four INTs and posted the unit's only defensive TD...Totaled a career-best 62 tackles (57 solo) on the year with one forced fumble...**(9/13) vs. Mia.:** Notched two tackles and one pass defended in the season opener...**(9/27) at Cle.:** Saw significant action at cornerback in Raiders debut...Totaled three tackles (two)...**(10/4) at Chi.:** Made first start of the season and notched seven tackles (five)...Forced a fumble, which was recovered by the Raiders to set up a FG drive...Also recorded one pass defended...**(10/11) vs. Den.:** Made second straight start, posting five tackles (four) and one pass defended...**(10/25) at SD:** Credited with six tackles (five) and one pass defended...**(11/1) vs. NYJ:** Posted seven solo tackles and two passes defended...**(11/8) at Pit.:** Recorded first INT as a Raider, picking off QB Ben Roethlisberger in the third quarter...Posted a career-high eight solo tackles and three passes defended...**(11/22) at Det.:** Started in a sub package and racked up four passes defended...**(11/29) at Ten.:** Registered perhaps his finest game as a pro, totaling six passes defended and one INT...Pass defended total marked the highest single-game mark in Raiders history according to STATS, LLC...Picked off QB Marcus Mariota in the third quarter, halting a potential scoring drive deep in Raiders territory...Batted away a pass on a third-and-5 play in the first quarter to force a punt...Credited with two solo tackles...**(12/6) vs. KC:** Notched four solo tackles and one pass defended...**(12/13) at Den.:** Credited with four solo tackles and one pass defended...**(12/20) vs. GB:** Recorded his third INT of the season, picking off QB Aaron Rodgers at the Oakland goal line in the fourth quarter...Credited with three passes defended...Also posted six solo tackles...**(12/24) vs. SD:** Posted another standout performance, notching five solo tackles and two passes defended...**(1/3/16) at KC:** Posted his second career INT return for a TD...Jumped in front of an out route in the second quarter, picking off QB Alex Smith and returning the INT 24 yards for a TD...Also credited with two solo tackles and one pass defended, increasing his franchise-record total to 26 as a Raider on the season.

2014 (with Was.): Started all 15 games he played, missing only Week 12 game against San Francisco...Posted a career high 61 tackles (52 solo) with seven passes defended...**(9/7) at Hou.:** Tied for third on the team with five tackles...**(9/14) vs. Jac.:** Registered four solo tackles and two passes defended...**(9/21) at Phi.:** Recorded four solo tackles...**(9/25) vs. NYG:** Started and posted eight tackles (six)...**(10/6) vs. Sea.:** Made three solo tackles...**(10/12) at Ari.:** Made two solo tackles...**(10/19) vs. Ten.:** Started and recorded two solo tackles in the win...**(10/27) at Dal.:** Started in an overtime win, making four solo tackles...**(11/2) at Min.:** Started and contributed five solo tackles and one pass defended...**(11/16) vs. TB:** Started and accrued five tackles (three)...**(11/20) at Ind.:** Started and recorded one solo tackle and one pass defended...**(12/7) vs. StL.:** Started and made three tackles (two)...**(12/14) at NYG:** Started and registered six tackles (four)...**(12/20) vs. Phi.:** Started and recorded five tackles (four) in the victory...**(12/28) vs. Dal.:** Recorded four tackles (three) and one pass defended in a start.

2013 (with Was.): Appeared in all 16 games during his rookie season, earning eight starts...Made 47 tackles (39 solo) and recorded two INTs, and one 45-yard INT-TD...**(9/9) vs. Phi.:** Started at cornerback in his NFL debut, registering four tackles (two) and one pass defended...**(9/15) at GB:** Made six tackles (five)...**(9/22) vs. Det.:** Started as the team's third cornerback and posted three tackles (two) with two passes defended...**(9/29) at Oak.:** Recorded his first career INT, returning it 45 yards for a TD...The 45-yard INT return for a TD was the longest by a Redskins' rookie since 1999...**(10/20) vs. Chi.:** Tied for second on the team with five tackles (three) and added one pass



AMERSON

defensed...(10/27) at Den.: Started and contributed three solo tackles and one pass defensed...(11/13) vs. SD: Started and recorded six tackles (five) and the second INT of his career...(11/17) at Phi.: Started and posted five solo tackles...(11/25) vs. SF: Contributed one solo tackle...(12/1) vs. NYG: Recorded three tackles (two), one forced fumble and one pass defensed...(12/8) vs. KC: Finished with two solo tackles...(12/15) at Atl.: Started and recorded three solo tackles...(12/22) vs. Dal.: Started and made two solo tackles...(12/29) at NYG: Posted two tackles and two passes defensed.

COLLEGE: Started the final 35 of his 39 games at North Carolina State...Recorded 18 INTs for 293 yards in returns (16.3 avg.) and three TDs...His 18 INTs tied John Talley of Duke (2003-2006) for third on the ACC's all-time list...His three INT-TDs are the most in school history and one shy of the ACC career-record of four...Recorded 169 tackles (139 solo) and two stops for loss in his career...Recovered one fumble, deflected 18 passes and gained 42 yards on a pair of kickoff returns...Won 12 of the 14 games in which he had at least one INT...As a junior in 2012, was named to the All-ACC Second Team, recording five INTs and a career-high 60 tackles (48) in 13 games started...As a sophomore in 2011, earned All-American and All-ACC honors as he set school and league season records with 13 INTs with 205 return yards, including two TDs...His 13 picks led the nation...Recipient of the Jack Tatum Award after the season, given annually to the nation's top defensive back...Named the College Football Performance Awards Defensive Back of the Year...The 13 INTs tied George Shaw of Oregon (1951) for the second-most INTs in major college history, one shy of Washington's Al Worley (14 in 1968)...Became just the third player in conference history to intercept at least 10 passes, (North Carolina's Dre Bly – 11 in 1996, and Maryland's Bob Sullivan – 10 in 1965)...In 2010, was one of just five true freshman to start a game for the Wolfpack, playing in 13 games with nine starts...Finished with 50 tackles (39) and one pass defensed...Majored in sociology.

PERSONAL: Attended Dudley High School in Greensboro, N.C. ...Starred as a safety and running back...Received a four-star rating and was ranked as the nation's 16th-best safety and sixth-best overall prospect in the state of North Carolina by Rivals.com...Was also named to the 2009 NCPreps.com 4A All-State football team...As a junior, he recorded 60 tackles and nine INTs...In his senior campaign, produced 55 tackles and six INTs...Also averaged 14 yards per punt return that season and excelled in the classroom, graduating with a 3.5 grade-point average.

ADDITIONAL STATISTICS: Special teams tackles – 1 in 2013, 1 in 2015; NFL totals: 2.

SINGLE-GAME HIGHS: TACKLES: Total – 8, two times; last: 11/8/15 at Pit. Solo – 8, 11/8/15 at Pit. Interceptions – 1, six times; last: 1/3/16 at KC. Passes defensed – 6, 11/29/15 at Ten. Forced fumbles – 1, two times; last: 10/4/15 at Chi.

DAVID AMERSON'S CAREER STATISTICS

| Year | Team | GP | GS | TACKLES | | | | | | INTERCEPTIONS | | | | | FUMBLES | | |
|---------------|------------|-----------|-----------|------------|------------|-----------|------------|------------|--|---------------|-----------|------------|----------|-----------|----------|----------|----------|
| | | | | Total | Solo | Asst. | Sacks | Yds. | | No. | Yds. | Lg. | TD | PD | FF | FR | Yds. |
| 2013 | Washington | 16 | 8 | 47 | 39 | 8 | 0.0 | 0.0 | | 2 | 45 | 45t | 1 | 10 | 1 | 0 | 0 |
| 2014 | Washington | 15 | 15 | 61 | 52 | 9 | 0.0 | 0.0 | | 0 | 0 | - | 0 | 7 | 0 | 0 | 0 |
| 2015 | Was./Oak. | 16 | 12 | 62 | 57 | 5 | 0.0 | 0.0 | | 4 | 28 | 24t | 1 | 27 | 1 | 0 | 0 |
| Totals | | 47 | 35 | 170 | 148 | 22 | 0.0 | 0.0 | | 6 | 73 | 45t | 2 | 44 | 2 | 0 | 0 |

DAVID AMERSON GAME-BY-GAME

2015, WASHINGTON/OAKLAND

| Date | Opp. | W/L | GP/GS | TACKLES | | | | | | INTERCEPTIONS | | | | | FUMBLES | | |
|---------------|---------|-----|--------------|-----------|-----------|----------|------------|------------|--|---------------|-----------|------------|----------|-----------|----------|----------|----------|
| | | | | Total | Solo | Asst. | Sacks | Yds. | | No. | Yds. | Lg. | TD | PD | FF | FR | Yds. |
| 9/13 | Mia.* | L | 1/0 | 2 | 2 | 0 | 0.0 | 0.0 | | 0 | 0 | - | 0 | 1 | 0 | 0 | 0 |
| 9/20 | StL.* | W | 1/0 | 0 | 0 | 0 | 0.0 | 0.0 | | 0 | 0 | - | 0 | 0 | 0 | 0 | 0 |
| 9/27 | at Cle. | W | 1/0 | 3 | 2 | 1 | 0.0 | 0.0 | | 0 | 0 | - | 0 | 0 | 0 | 0 | 0 |
| 10/4 | at Chi. | L | 1/1 | 7 | 5 | 2 | 0.0 | 0.0 | | 0 | 0 | - | 0 | 1 | 1 | 0 | 0 |
| 10/11 | Den. | L | 1/1 | 5 | 4 | 1 | 0.0 | 0.0 | | 0 | 0 | - | 0 | 1 | 0 | 0 | 0 |
| 10/25 | at SD | W | 1/1 | 6 | 5 | 1 | 0.0 | 0.0 | | 0 | 0 | - | 0 | 1 | 0 | 0 | 0 |
| 11/1 | NYJ | W | 1/1 | 7 | 7 | 0 | 0.0 | 0.0 | | 0 | 0 | - | 0 | 2 | 0 | 0 | 0 |
| 11/8 | at Pit. | L | 1/1 | 8 | 8 | 0 | 0.0 | 0.0 | | 1 | 1 | 1 | 0 | 3 | 0 | 0 | 0 |
| 11/15 | Min. | L | 1/0 | 1 | 1 | 0 | 0.0 | 0.0 | | 0 | 0 | - | 0 | 0 | 0 | 0 | 0 |
| 11/22 | at Det. | L | 1/1 | 0 | 0 | 0 | 0.0 | 0.0 | | 0 | 0 | - | 0 | 4 | 0 | 0 | 0 |
| 11/29 | at Ten. | W | 1/1 | 2 | 2 | 0 | 0.0 | 0.0 | | 1 | 2 | 2 | 0 | 6 | 0 | 0 | 0 |
| 12/6 | KC | L | 1/1 | 4 | 4 | 0 | 0.0 | 0.0 | | 0 | 0 | - | 0 | 1 | 0 | 0 | 0 |
| 12/13 | at Den. | W | 1/1 | 4 | 4 | 0 | 0.0 | 0.0 | | 0 | 0 | - | 0 | 1 | 0 | 0 | 0 |
| 12/20 | GB | L | 1/1 | 6 | 6 | 0 | 0.0 | 0.0 | | 1 | 1 | 1 | 0 | 3 | 0 | 0 | 0 |
| 12/24 | SD | W | 1/1 | 5 | 5 | 0 | 0.0 | 0.0 | | 0 | 0 | - | 0 | 2 | 0 | 0 | 0 |
| 1/3/16 | at KC | L | 1/1 | 2 | 2 | 0 | 0.0 | 0.0 | | 1 | 24 | 24t | 1 | 1 | 0 | 0 | 0 |
| Totals | | | 16/12 | 62 | 57 | 5 | 0.0 | 0.0 | | 4 | 28 | 24t | 1 | 27 | 1 | 0 | 0 |

*w/Was.

AMERSON


DAVID AMERSON GAME-BY-GAME

2014, WASHINGTON (4-12)

| Date | Opp. | W/L | GP/GS | TACKLES | | | | | Yds. | INTERCEPTIONS | | | | | FUMBLES | | |
|---------------|---------|-----|--------------|-----------|-----------|----------|------------|------------|----------|---------------|----------|----------|----------|----------|----------|----------|----------|
| | | | | Total | Solo | Asst. | Sacks | | | No. | Yds. | Lg. | TD | PD | FF | FR | Yds. |
| 9/7 | at Hou. | L | 1/1 | 5 | 5 | 0 | 0.0 | 0.0 | 0 | 0 | - | 0 | 0 | 0 | 0 | 0 | 0 |
| 9/14 | Jac. | W | 1/1 | 4 | 4 | 0 | 0.0 | 0.0 | 0 | 0 | - | 0 | 2 | 0 | 0 | 0 | 0 |
| 9/21 | at Phi. | L | 1/1 | 4 | 4 | 0 | 0.0 | 0.0 | 0 | 0 | - | 0 | 0 | 0 | 0 | 0 | 0 |
| 9/25 | NYG | L | 1/1 | 8 | 6 | 2 | 0.0 | 0.0 | 0 | 0 | - | 0 | 0 | 0 | 0 | 0 | 0 |
| 10/6 | Sea. | L | 1/1 | 3 | 3 | 0 | 0.0 | 0.0 | 0 | 0 | - | 0 | 0 | 0 | 0 | 0 | 0 |
| 10/12 | at Ari. | L | 1/1 | 2 | 2 | 0 | 0.0 | 0.0 | 0 | 0 | - | 0 | 0 | 0 | 0 | 0 | 0 |
| 10/19 | Ten. | W | 1/1 | 2 | 2 | 0 | 0.0 | 0.0 | 0 | 0 | - | 0 | 0 | 0 | 0 | 0 | 0 |
| 10/27 | at Dal. | W | 1/1 | 4 | 4 | 0 | 0.0 | 0.0 | 0 | 0 | - | 0 | 0 | 0 | 0 | 0 | 0 |
| 11/2 | at Min. | L | 1/1 | 5 | 5 | 0 | 0.0 | 0.0 | 0 | 0 | - | 0 | 1 | 0 | 0 | 0 | 0 |
| 11/16 | TB | L | 1/1 | 5 | 3 | 2 | 0.0 | 0.0 | 0 | 0 | - | 0 | 0 | 0 | 0 | 0 | 0 |
| 11/23 | at SF | L | | | | | (INACTIVE) | | | | | | | | | | |
| 11/30 | at Ind. | L | 1/1 | 1 | 1 | 0 | 0.0 | 0.0 | 0 | 0 | - | 0 | 1 | 0 | 0 | 0 | 0 |
| 12/7 | StL. | L | 1/1 | 3 | 2 | 1 | 0.0 | 0.0 | 0 | 0 | - | 0 | 0 | 0 | 0 | 0 | 0 |
| 12/14 | at NYG | L | 1/1 | 6 | 4 | 2 | 0.0 | 0.0 | 0 | 0 | - | 0 | 1 | 0 | 0 | 0 | 0 |
| 12/20 | Phi. | W | 1/1 | 5 | 4 | 1 | 0.0 | 0.0 | 0 | 0 | - | 0 | 1 | 0 | 0 | 0 | 0 |
| 12/28 | Dal. | L | 1/1 | 4 | 3 | 1 | 0.0 | 0.0 | 0 | 0 | - | 0 | 1 | 0 | 0 | 0 | 0 |
| Totals | | | 15/15 | 61 | 52 | 9 | 0.0 | 0.0 | 0 | 0 | - | 0 | 7 | 0 | 0 | 0 | 0 |

2013, WASHINGTON (3-13)

| Date | Opp. | W/L | GP/GS | TACKLES | | | | | Yds. | INTERCEPTIONS | | | | | FUMBLES | | |
|---------------|---------|-----|-------------|-----------|-----------|----------|------------|------------|----------|---------------|------------|----------|-----------|----------|----------|----------|----------|
| | | | | Total | Solo | Asst. | Sacks | | | No. | Yds. | Lg. | TD | PD | FF | FR | Yds. |
| 9/9 | Phi. | L | 1/1 | 4 | 2 | 2 | 0.0 | 0.0 | 0 | 0 | - | 0 | 1 | 0 | 0 | 0 | 0 |
| 9/15 | at GB | L | 1/0 | 6 | 5 | 1 | 0.0 | 0.0 | 0 | 0 | - | 0 | 0 | 0 | 0 | 0 | 0 |
| 9/22 | Det. | L | 1/1 | 3 | 2 | 1 | 0.0 | 0.0 | 0 | 0 | - | 0 | 2 | 0 | 0 | 0 | 0 |
| 9/29 | at Oak. | W | 1/0 | 1 | 1 | 0 | 0.0 | 0.0 | 1 | 45 | 45t | 1 | 1 | 0 | 0 | 0 | 0 |
| 10/13 | at Dal. | L | 1/0 | 1 | 1 | 0 | 0.0 | 0.0 | 0 | 0 | - | 0 | 0 | 0 | 0 | 0 | 0 |
| 10/20 | Chi. | W | 1/0 | 5 | 3 | 2 | 0.0 | 0.0 | 0 | 0 | - | 0 | 1 | 0 | 0 | 0 | 0 |
| 10/27 | at Den. | L | 1/1 | 3 | 3 | 0 | 0.0 | 0.0 | 0 | 0 | - | 0 | 0 | 0 | 0 | 0 | 0 |
| 11/3 | SD | W | 1/1 | 6 | 5 | 1 | 0.0 | 0.0 | 1 | 0 | 0 | 0 | 1 | 0 | 0 | 0 | 0 |
| 11/7 | at Min. | L | 1/0 | 0 | 0 | 0 | 0.0 | 0.0 | 0 | 0 | - | 0 | 0 | 0 | 0 | 0 | 0 |
| 11/17 | at Phi. | L | 1/1 | 5 | 5 | 0 | 0.0 | 0.0 | 0 | 0 | - | 0 | 1 | 0 | 0 | 0 | 0 |
| 11/25 | SF | L | 1/0 | 1 | 1 | 0 | 0.0 | 0.0 | 0 | 0 | - | 0 | 0 | 0 | 0 | 0 | 0 |
| 12/1 | NYG | L | 1/0 | 3 | 2 | 1 | 0.0 | 0.0 | 0 | 0 | - | 0 | 1 | 1 | 0 | 0 | 0 |
| 12/8 | KC | L | 1/1 | 2 | 2 | 0 | 0.0 | 0.0 | 0 | 0 | - | 0 | 0 | 0 | 0 | 0 | 0 |
| 12/15 | at Atl. | L | 1/1 | 3 | 3 | 0 | 0.0 | 0.0 | 0 | 0 | - | 0 | 0 | 0 | 0 | 0 | 0 |
| 12/22 | Dal. | L | 1/1 | 2 | 2 | 0 | 0.0 | 0.0 | 0 | 0 | - | 0 | 0 | 0 | 0 | 0 | 0 |
| 12/29 | at NYG | L | 1/0 | 2 | 2 | 0 | 0.0 | 0.0 | 0 | 0 | - | 0 | 2 | 0 | 0 | 0 | 0 |
| Totals | | | 16/8 | 47 | 39 | 8 | 0.0 | 0.0 | 2 | 45 | 45t | 1 | 10 | 1 | 0 | 0 | 0 |



GEORGE ATKINSON III

RUNNING BACK | NOTRE DAME | 6-1 | 220
ACQUIRED: FA-'15 | NFL EXP: 1 | RAIDERS EXP: 1
HOMETOWN: STOCKTON, CALIF. | BORN: 11/29/92

34

TRANSACTIONS: Signed by Oakland Raiders as an undrafted free agent, May 16, 2014...Waived by Raiders, Aug. 30, 2014...Signed by Raiders to practice squad, Sept. 1, 2014...Signed by Raiders to active roster, Nov. 30, 2014...Waived by Raiders, Sept. 5, 2015...Signed by Raiders to practice squad, Sept. 7, 2015...Practice squad contract terminated, Sept. 22, 2015...Signed by Raiders to practice squad, Nov. 17, 2015...Signed by Raiders as a reserve/future free agent, Jan. 5, 2016.

CAREER: Young running back enters his third training camp with the Raiders after spending the 2015 season on the team's practice squad...Appeared in five games as a rookie, playing primarily on special teams...Entered the league as an undrafted free agent in 2014...Has totaled seven kickoff returns for 134 yards (19.1 avg.).

2015: Spent nine weeks on the Raiders' practice squad after being waived following training camp.

2014: Joined the Raiders as an undrafted free agent on May 16...Waived by Raiders on Aug. 30...Spent most of his rookie campaign on the practice squad, appearing in five games after being promoted to the active roster on Nov. 30...**(11/30) at STL:** Made NFL debut, playing on special teams...Returned three kickoffs for 47 yards...**(12/7) vs. SF:** Contributed one special teams tackle, the first of his career...**(12/21) vs. Buf:** Saw extensive action on special teams...Returned one kickoff for 21 yards...**(12/28) at Den:** Contributed on special teams...Returned three kickoffs for 66 yards...Had a career-long return of 28 yards in the third quarter.

COLLEGE: Played three years at Notre Dame, appearing in 37 games at running back and kick returner...Totaled 153 rushing attempts for 943 yards (6.3 avg.) and 10 TDs...Also returned 88 kickoffs for 2,136 yards and two TDs...Set school record in kickoff return yards...Served as team's primary kickoff returner all three years...Saw action in 12 games with four starts as a junior in 2013...Ranked second on team with 93 carries for 555 yards and three TDs...Led team with 6.0 yards per rush...Returned 31 kickoffs for 780 yards...Averaged 25.2 yards per kickoff return to rank 25th in the nation...Had an 80-yard TD run, marking Notre Dame's longest since 2000, against Oklahoma...Saw action in 12 games as a sophomore...Ranked third on team with 361 rushing yards on 51 carries...Tied for second on team with five rushing TDs...Led team with 7.1 yards per rush...Had 22 kickoff returns for 441 yards...Averaged 20.0 yards per return...Played in all 13 games as a freshman...Tied school record with two kickoff returns for TDs...Became first Notre Dame player since 1997 to record two kickoff returns for TDs...Became first freshman since former Raider WR Raghbi Ismail in 1988 to record two scores on kickoff returns...Named second-team Freshman All-American by Phil Steele Publications and honorable mention All-American by SI.com as a kick returner...Had 35 kickoff returns for 915 yards and two TDs...Kickoff returns marked second most in program history, while yardage set Notre Dame record...Averaged 26.1 yards per return...Also rushed for 27 yards and two TDs on just nine carries...Tied for third on team with nine special teams tackles.

PERSONAL: Attended Granada High School in Livermore, Calif. ...Rated No. 89 on Rivals.com list of top-100 players in the nation...Rushed 172 times for 1,669 yards and 17 TDs as running back...Also played wide receiver and defensive back...Helped team to North Coast Section Division I semifinals and school's first playoff appearance since 2005...First-team All-East Bay Athletic League as a running back and second-team all-league pick as a defensive back...Named third-team All-East Bay as utility player by Bay Area News Group...A first-team all-metro pick as a utility player...Played in U.S. Army All-American Bowl, serving as captain of the West team...Played in Holiday Bowl Classic between Sacramento and Bay Area standouts...Selected for Team USA vs. The World all-star game in Austin, Texas...As a junior, carried 106 times for 965 yards and 10 TDs...Scored four TDs in season opener and later rushed 11 times for 200 yards and three TDs in a single game, adding a TD on a kickoff return...Named second-team All-EBAL as a defensive back...Also a track standout...Earned medals in California state track meet in the 100- and 200-meters as a sophomore...Father, George Atkinson, Jr., played for the Raiders for 10 seasons from 1968-77, helping lead the Silver and Black to the Super Bowl XI title, and has worked as part of the Raiders' broadcast team...Twin brother, Josh, played defensive back and wide receiver at Notre Dame and Azusa Pacific...Active in the community, participating in the NFL Play 60 Character Camp and the Hispanic Heritage Month Gatorade Junior Training camp at Fairview Elementary in 2014.

ADDITIONAL STATISTICS: Special teams tackles – 1 in 2014.

SINGLE-GAME HIGHS: KICKOFF RETURNS: Returns – 3, two times; last: 12/28/14 at Den. Yards – 66, 12/28/14 at Den. Long – 28, 12/28/14 at Den.

GEORGE ATKINSON III'S CAREER STATISTICS

| | | RUSHING | | | | | | | RECEIVING | | | | | TOTAL |
|--------|---------|---------|----|------|-----|------|-----|----|-----------|------|------|-----|----|---------|
| Year | Team | GP | GS | Att. | Yds | Avg. | Lg. | TD | Rec. | Yds. | Avg. | Lg. | TD | OFFENSE |
| 2014 | Oakland | 5 | 0 | 0 | 0 | - | - | 0 | 0 | 0 | - | - | 0 | 0 |
| Totals | | 5 | 0 | 0 | 0 | - | - | 0 | 0 | 0 | - | - | 0 | 0 |

| | | KICKOFF RETURNS | | | | | PUNT RETURNS | | | | | |
|--------|---------|-----------------|------|------|-----|----|--------------|----|------|------|-----|----|
| Year | Team | Ret. | Yds. | Avg. | Lg. | TD | Ret. | FC | Yds. | Avg. | Lg. | TD |
| 2014 | Oakland | 7 | 134 | 19.1 | 28 | 0 | 0 | 0 | 0 | - | - | 0 |
| Totals | | 7 | 134 | 19.1 | 28 | 0 | 0 | 0 | 0 | - | - | 0 |



DENICO AUTRY

DEFENSIVE LINEMAN | MISSISSIPPI STATE | 6-5 | 270
ACQUIRED: FA-'14 | NFL EXP: 3 | RAIDERS EXP: 3
HOMETOWN: ALBEMARLE, N.C. | BORN: 07/15/90



TRANSACTIONS: Signed by Oakland Raiders as an undrafted free agent, May 20, 2014...
 Waived by Raiders, Aug. 30, 2014...Re-signed by Raiders to practice squad, Sept. 1, 2014...
 Signed by Raiders to active roster, Oct. 25, 2014...Re-signed by Raiders as an exclusive rights
 free agent, April 8, 2015...Re-signed by Raiders as an exclusive rights free agent, April 18, 2016.

CAREER: Talented special teams standout enters his third season...Saw action in a career-high 14 games with eight starts last season...Led the NFL with three blocked kicks on special teams, posting the most blocks in a season by a single player since 2011...Set new personal records with 29 tackles (19 solo), three sacks and four passes defended...Made strides as a rookie in 2014, appearing in 10 games after beginning the season on the team's practice squad.

2015: Played in 14 games with eight starts, including the final seven games of the season...Totaled 29 tackles (19 solo) with three sacks and four passes defended...Led the NFL with three blocked kicks on special teams, posting the most blocks in a season by a single player since 2011...**(9/13) vs. Cin.:** Saw action in a reserve role, assisting on one tackle...**(9/20) vs. Bal.:** Saw action on the defensive line, posting four tackles (three)...**(9/27) at Cle.:** Batted down a pass at the line of scrimmage on Cleveland's final drive of the game for his first career pass defended...Posted one solo tackle...**(10/4) at Chi.:** Blocked a first quarter PAT attempt on special teams...Also posted three tackles (two)...**(11/1) vs. NYJ:** Recorded first career sack...Finished with a career-high five tackles (three)...**(11/8) at Pit.:** Made first career start...**(11/15) vs. Min.:** Notched two solo tackles...**(11/22) at Det.:** Started at defensive end and notched second sack of the season...Added three solo tackles...**(11/29) at Ten.:** Tipped a QB Marcus Mariota pass on the game's first play from scrimmage...Blocked his second PAT attempt of the season in the first quarter and returned the ball the length of the field before the play was negated due to an illegal forward pass call...**(12/6) vs. KC:** Assisted on two tackles...**(12/13) at Den.:** Batted a third quarter pass from QB Brock Osweiler on a third-and-11 play to force a punt...**(12/20) vs. GB:** Credited with three tackles (one)...Blocked his third kick of the season, batting a 49-yard FG attempt by K Mason Crosby in the fourth quarter...**(12/24) vs. SD:** Recorded his first career safety and the Raiders' second team safety of the season with a sack of QB Philip Rivers...Also credited with three tackles (two) and a pass defended on a batted ball...**(1/3/16) at KC:** Recorded one solo tackle.

2014: Saw action in 10 games as a rookie, recording 13 tackles (eight solo)...Spent first six games on the practice squad before being signed to the active roster on Oct. 25...**(10/26) at Cle.:** Made NFL debut, seeing significant action on defense...Notched first two career tackles (one)...**(11/2) at Sea.:** Came free up the middle on a third-quarter punt, batting down a P Jon Ryan effort that was recovered in the end zone by WR Brice Butler for a Raiders TD...Added a tackle on kickoff coverage...**(11/9) vs. Den.:** Continued to see increased time on the defensive line, recording a personal-best two solo tackles...**(11/16) at SD:** Posted two



tackles (one)...**(11/20) vs. KC:** Credited with two tackles (one) on defense...**(11/30) at StL.:** Saw significant action on defense, posting one solo tackle...**(12/7) vs. SF:** Played on defense and special teams...Recorded a special teams tackle on a second-quarter kick-off...**(12/14) at KC:** Credited with an assisted tackle on defense...**(12/21) vs. Buf.:** Posted one solo tackle...**(12/28) at Den.:** Notched two tackles (one) in the season finale.

COLLEGE: Played two years at Mississippi State after transferring from East Mississippi Community College...Played in 26 games with 23 starts...Finished two-year career with 73 tackles, 16 tackles for loss and six sacks...Also forced three fumbles...Started all 13 games as a senior, collecting 31 tackles and ranking second on the team with 6.5 tackles for loss...Registered two sacks and eight quarterback hurries...Played in 13 games with 10 starts as a junior...Tallied 42 tackles, 9.5 tackles for loss, four sacks, two forced fumbles and one INT...In two years at East Mississippi Community College, recorded 141 tackles, 16.5 sacks and 24 tackles for loss...Helped lead Lions to a 12-0 record, state championship and NJCAA title...Named 2011 first-team NJCAA Football All-American...Rated No. 1 prospect on the Jackson Clarion-Ledger's JUCO top-25 Most Wanted Prospect List...Posted 81 tackles, 13 tackles for loss, 11 sacks and 41 quarterback hurries as a sophomore...Also credited with four passes defended and two forced fumbles...Named Defensive Line MVP of the MACJC North Division.

PERSONAL: Attended Albemarle (N.C.) High School...Played defensive end and right tackle...Led team to a 12-2 record and a 7-0 mark in league play...Averaged 10.1 tackles per game on defense...Named the All-SNAP Defensive Player of the Year and the Rocky River Conference Player of the Year...Played in the NCCA East-West All-Star game...First name is pronounced duh-KNEE-co.

AUTRY

ADDITIONAL STATISTICS: Special teams tackles – 2 in 2014. Blocked kicks – 3 in 2015.

SINGLE-GAME HIGHS: TACKLES: Total – 5, 11/1/15 vs. NYJ. Solo – 3, three times; last 11/22/15 at Det. Sacks – 1, three times; last 12/24/15 vs. SD. Passes defended – 1, four times; last 12/24/15 vs. SD.

DENICO AUTRY'S CAREER STATISTICS

| Year | Team | GP | GS | TACKLES | | | | Yds. | INTERCEPTIONS | | | | | FUMBLES | | |
|---------------|---------|-----------|----------|-----------|-----------|-----------|------------|-------------|---------------|----------|----------|----------|----------|----------|----------|----------|
| | | | | Total | Solo | Asst. | Sacks | | No. | Yds. | Lg. | TD | PD | FF | FR | Yds. |
| 2014 | Oakland | 10 | 0 | 13 | 8 | 5 | 0.0 | 0.0 | 0 | 0 | - | 0 | 0 | 0 | 0 | 0 |
| 2015 | Oakland | 14 | 8 | 29 | 19 | 10 | 3.0 | 17.0 | 0 | 0 | - | 0 | 4 | 0 | 0 | 0 |
| Totals | | 24 | 8 | 42 | 27 | 15 | 3.0 | 17.0 | 0 | 0 | - | 0 | 4 | 0 | 0 | 0 |

DENICO AUTRY GAME-BY-GAME

2015, OAKLAND (7-9)

| Date | Opp. | W/L | GP/GS | TACKLES | | | | Yds. | INTERCEPTIONS | | | | | FUMBLES | | |
|---------------|---------|-----|-------------|-------------------------|-----------|-----------|------------|-------------|---------------|----------|----------|----------|----------|----------|----------|----------|
| | | | | Total | Solo | Asst. | Sacks | | No. | Yds. | Lg. | TD | PD | FF | FR | Yds. |
| 9/13 | Cin. | L | 1/0 | 1 | 0 | 1 | 0.0 | 0.0 | 0 | 0 | - | 0 | 0 | 0 | 0 | 0 |
| 9/20 | Bal. | W | 1/0 | 4 | 3 | 1 | 0.0 | 0.0 | 0 | 0 | - | 0 | 0 | 0 | 0 | 0 |
| 9/27 | at Cle. | W | 1/0 | 1 | 1 | 0 | 0.0 | 0.0 | 0 | 0 | - | 0 | 1 | 0 | 0 | 0 |
| 10/4 | at Chi. | L | 1/0 | 3 | 2 | 1 | 0.0 | 0.0 | 0 | 0 | - | 0 | 0 | 0 | 0 | 0 |
| 10/11 | Den. | L | | (INACTIVE - CONCUSSION) | | | | | | | | | | | | |
| 10/25 | at SD | W | | (INACTIVE - CONCUSSION) | | | | | | | | | | | | |
| 11/1 | NYJ | W | 1/0 | 5 | 3 | 2 | 1.0 | 3.0 | 0 | 0 | - | 0 | 0 | 0 | 0 | 0 |
| 11/8 | at Pit. | L | 1/1 | 0 | 0 | 0 | 0.0 | 0.0 | 0 | 0 | - | 0 | 0 | 0 | 0 | 0 |
| 11/15 | Min. | L | 1/0 | 2 | 2 | 0 | 0.0 | 0.0 | 0 | 0 | - | 0 | 0 | 0 | 0 | 0 |
| 11/22 | at Det. | L | 1/1 | 3 | 3 | 0 | 1.0 | 8.0 | 0 | 0 | - | 0 | 0 | 0 | 0 | 0 |
| 11/29 | at Ten. | W | 1/1 | 0 | 0 | 0 | 0.0 | 0.0 | 0 | 0 | - | 0 | 1 | 0 | 0 | 0 |
| 12/6 | KC | L | 1/1 | 2 | 0 | 2 | 0.0 | 0.0 | 0 | 0 | - | 0 | 0 | 0 | 0 | 0 |
| 12/13 | at Den. | W | 1/1 | 1 | 1 | 0 | 0.0 | 0.0 | 0 | 0 | - | 0 | 1 | 0 | 0 | 0 |
| 12/20 | GB | L | 1/1 | 3 | 1 | 2 | 0.0 | 0.0 | 0 | 0 | - | 0 | 0 | 0 | 0 | 0 |
| 12/24 | SD | W | 1/1 | 3 | 2 | 1 | 1.0 | 6.0 | 0 | 0 | - | 0 | 1 | 0 | 0 | 0 |
| 1/3/16 | at KC | L | 1/1 | 1 | 1 | 0 | 0.0 | 0.0 | 0 | 0 | - | 0 | 0 | 0 | 0 | 0 |
| Totals | | | 14/8 | 29 | 19 | 10 | 3.0 | 17.0 | 0 | 0 | - | 0 | 4 | 0 | 0 | 0 |

2014, OAKLAND (3-13)

| Date | Opp. | W/L | GP/GS | TACKLES | | | | | INTERCEPTIONS | | | | | FUMBLES | | |
|--------|---------|-----|-------|---------|------|-------|-------|------|---------------|------|-----|----|----|---------|----|------|
| | | | | Total | Solo | Asst. | Sacks | Yds. | No. | Yds. | Lg. | TD | PD | FF | FR | Yds. |
| 9/7 | at NYJ | L | | | | | | | | | | | | | | |
| 9/14 | Hou. | L | | | | | | | | | | | | | | |
| 9/21 | at NE | L | | | | | | | | | | | | | | |
| 9/28 | Mia. | L | | | | | | | | | | | | | | |
| 10/12 | SD | L | | | | | | | | | | | | | | |
| 10/19 | Ari. | L | | | | | | | | | | | | | | |
| 10/26 | at Cle. | L | 1/0 | 2 | 1 | 1 | 0.0 | 0.0 | 0 | 0 | - | 0 | 0 | 0 | 0 | 0 |
| 11/2 | at Sea. | L | 1/0 | 0 | 0 | 0 | 0.0 | 0.0 | 0 | 0 | - | 0 | 0 | 0 | 0 | 0 |
| 11/9 | Den. | L | 1/0 | 2 | 2 | 0 | 0.0 | 0.0 | 0 | 0 | - | 0 | 0 | 0 | 0 | 0 |
| 11/16 | at SD | L | 1/0 | 2 | 1 | 1 | 0.0 | 0.0 | 0 | 0 | - | 0 | 0 | 0 | 0 | 0 |
| 11/20 | KC | W | 1/0 | 2 | 1 | 1 | 0.0 | 0.0 | 0 | 0 | - | 0 | 0 | 0 | 0 | 0 |
| 11/30 | at StL. | L | 1/0 | 1 | 1 | 0 | 0.0 | 0.0 | 0 | 0 | - | 0 | 0 | 0 | 0 | 0 |
| 12/7 | SF | W | 1/0 | 0 | 0 | 0 | 0.0 | 0.0 | 0 | 0 | - | 0 | 0 | 0 | 0 | 0 |
| 12/14 | at KC | L | 1/0 | 1 | 0 | 1 | 0.0 | 0.0 | 0 | 0 | - | 0 | 0 | 0 | 0 | 0 |
| 12/21 | Buf. | W | 1/0 | 1 | 1 | 0 | 0.0 | 0.0 | 0 | 0 | - | 0 | 0 | 0 | 0 | 0 |
| 12/28 | at Den. | L | 1/0 | 2 | 1 | 1 | 0.0 | 0.0 | 0 | 0 | - | 0 | 0 | 0 | 0 | 0 |
| Totals | | | 10/0 | 13 | 8 | 5 | 0.0 | 0.0 | 0 | 0 | - | 0 | 0 | 0 | 0 | 0 |



NEIRON BALL

LINEBACKER | FLORIDA | 6-3 | 235
ACQUIRED: D5b-'15 | NFL EXP.: 2 | RAIDERS EXP.: 2
HOMETOWN: JACKSON, GA. | BORN: 08/20/92

58

TRANSACTIONS: Selected by Oakland Raiders in the fifth round (161st overall) of the 2015 NFL Draft, May 2, 2015.

2015: Appeared in six games with two starts before having his rookie season cut short due to a knee injury...Credited with nine tackles (four solo), one sack and one pass defended...Placed on the Reserve/Injured List on Dec. 12...(9/13) vs. **Cin.:** Saw action on special teams in NFL debut...Posted a special teams tackle on kickoff coverage in the fourth quarter...(9/27) at **Cle.:** Made two key plays late in the game to help seal a Raiders victory...Recovered a fumble on muffed fourth quarter punt...Notched first career sack on a second-and-8 play on the Browns' final drive, dropping QB Josh McCown for a 6-yard loss...Credited with one assisted tackle...(10/4) at **Chi.:** Notched two special teams stops, recording two tackles in punt coverage...(10/11) vs. **Den.:** Made first career start and excelled in coverage, helping limit Denver tight ends to zero catches...Credited with five tackles (three) and one pass defended...Added a tackle on punt coverage...(10/25) at **SD:** Made second straight start...Totaled three tackles (one) before leaving the game with a knee injury.

AT A GLANCE

- Emerged as a starter in 2015, playing in six games before having his rookie season cut short due to a knee injury.
- Four-year player at Florida, appearing in 45 games with 16 starts at linebacker.
- Forced to sit out the entire 2011 season after suffering an arteriovenous malformation (AVM) condition, which sidelined him in the spring.
- After returning in 2012, named finalist for the Uplifting Athletes Rare Disease Champion Award.

COLLEGE: Played four seasons at Florida, starting 16-of-45 games as a linebacker...Career totals include 94 tackles (37 solo), 5.5 tackles for loss, three sacks, one INT, four passes defended, two fumble recoveries and one forced fumble...As a senior, appeared in nine games, starting seven, before suffering a season-ending injury... Played in all 12 games and made seven starts at linebacker as a junior...Totaled 25 tackles, more than doubling his previous career total (10) entering the season... Earned the team's Chris Patrick Courage Award...In 2012, returned to full strength on the field after being sidelined for the entire 2011 season...Saw action in 11 games, starting two...Had 10 tackles (five) and recorded one INT...Added two fumble recoveries...Named a finalist for the 2012 Uplifting Athletes Rare Disease Champion Award...Forced to sit out entire sophomore season in 2011 after suffering an arteriovenous malformation (AVM) condition in the spring...As a freshman in 2010, contributed on kickoff and kickoff return units in all 13 games...Notched 10 tackles (three) on the season.

PERSONAL: Attended Jackson (Ga.) High School...Rated a four-star prospect by Scout.com and Rivals.com...Also named the No. 16 outside linebacker in the country by Scout.com and the No. 19 weak-side defensive end by Rivals.com...Named first-team all-state defensive line in Georgia class AAA for 2009 by the Atlanta Journal-Constitution...Recorded 104 tackles, 35 tackles for loss, 19 sacks and seven forced fumbles as a junior...Active in the community, participating in multiple community events including the Boys and Girls Club of Napa Valley youth football camp, Fuel Up to Play 60 and visiting UCSF Benioff Children's Hospital...First name is pronounced nurr-ON.

ADDITIONAL STATISTICS: Special teams tackles – 4 in 2015. Special teams fumble recoveries – 1 in 2015.

SINGLE-GAME HIGHS: TACKLES: Total – 5, 10/11/15 vs. Den. Solo – 3, 10/11/15 vs. Den. Sacks – 1, 9/27/15 at Cle. Passes defended – 1, 10/11/15 vs. Den.



BALL

NEIRON BALL'S CAREER STATISTICS

| Year | Team | GP | GS | TACKLES | | | | | | INTERCEPTIONS | | | | | FUMBLES | | |
|--------|---------|----|----|---------|------|-------|-------|------|--|---------------|------|-----|----|----|---------|----|------|
| | | | | Total | Solo | Asst. | Sacks | Yds. | | No. | Yds. | Lg. | TD | PD | FF | FR | Yds. |
| 2015 | Oakland | 6 | 2 | 9 | 4 | 5 | 1.0 | 6.0 | | 0 | 0 | - | 0 | 1 | 0 | 0 | 0 |
| Totals | | 6 | 2 | 9 | 4 | 5 | 1.0 | 6.0 | | 0 | 0 | - | 0 | 1 | 0 | 0 | 0 |

NEIRON BALL GAME-BY-GAME

2015, OAKLAND (7-9)

| Date | Opp. | W/L | GP/GS | TACKLES | | | | | | INTERCEPTIONS | | | | | FUMBLES | | |
|--------|---------|-----|-------|-------------------------------|------|-------|-------|------|--|---------------|------|-----|----|----|---------|----|------|
| | | | | Total | Solo | Asst. | Sacks | Yds. | | No. | Yds. | Lg. | TD | PD | FF | FR | Yds. |
| 9/13 | Cin. | L | 1/0 | 0 | 0 | 0 | 0.0 | 0.0 | | 0 | 0 | - | 0 | 0 | 0 | 0 | 0 |
| 9/20 | Bal. | W | 1/0 | 0 | 0 | 0 | 0.0 | 0.0 | | 0 | 0 | - | 0 | 0 | 0 | 0 | 0 |
| 9/27 | at Cle. | W | 1/0 | 1 | 0 | 1 | 1.0 | 6.0 | | 0 | 0 | - | 0 | 0 | 0 | 0 | 0 |
| 10/4 | at Chi. | L | 1/0 | 0 | 0 | 0 | 0.0 | 0.0 | | 0 | 0 | - | 0 | 0 | 0 | 0 | 0 |
| 10/11 | Den. | L | 1/1 | 5 | 3 | 2 | 0.0 | 0.0 | | 0 | 0 | - | 0 | 1 | 0 | 0 | 0 |
| 10/25 | at SD | W | 1/1 | 3 | 1 | 2 | 0.0 | 0.0 | | 0 | 0 | - | 0 | 0 | 0 | 0 | 0 |
| 11/1 | NYJ | W | | (INACTIVE - KNEE) | | | | | | | | | | | | | |
| 11/8 | at Pit. | L | | (INACTIVE - KNEE) | | | | | | | | | | | | | |
| 11/15 | Min. | L | | (INACTIVE - KNEE) | | | | | | | | | | | | | |
| 11/22 | at Det. | L | | (INACTIVE - KNEE) | | | | | | | | | | | | | |
| 11/29 | at Ten. | W | | (INACTIVE - KNEE) | | | | | | | | | | | | | |
| 12/6 | KC | L | | (INACTIVE - KNEE) | | | | | | | | | | | | | |
| 12/13 | at Den. | W | | (RESERVE/INJURED LIST - KNEE) | | | | | | | | | | | | | |
| 12/20 | GB | L | | (RESERVE/INJURED LIST - KNEE) | | | | | | | | | | | | | |
| 12/24 | SD | W | | (RESERVE/INJURED LIST - KNEE) | | | | | | | | | | | | | |
| 1/3/16 | at KC | L | | (RESERVE/INJURED LIST - KNEE) | | | | | | | | | | | | | |
| Totals | | | 6/2 | 9 | 4 | 5 | 1.0 | 6.0 | | 0 | 0 | - | 0 | 1 | 0 | 0 | 0 |



DAREN BATES

LINEBACKER | AUBURN | 5-11 | 225
 ACQUIRED: FA-'16 | NFL EXP: 4 | RAIDERS EXP.: 1
 HOMETOWN: OLIVE BRANCH, MISS. | BORN: 11/27/90

56

TRANSACTIONS: Signed by St. Louis Rams as an undrafted free agent, May 9, 2013...
 Signed by Oakland Raiders as a free agent, March 14, 2016.

CAREER: A versatile special teams member enters his first training camp with the Silver and Black after spending the three previous seasons with the St. Louis Rams...Has appeared in 44 career games on defense and special teams...Totaled four tackles (three solo), one fumble recovery and one pass defended.

2015 (with StL): Appeared in 15 games, primarily on special teams...Finished the season with three tackles (two solo), one fumble recovery and one pass defended...Finished third on the team with 10 special teams tackles...(9/20) **at Was.:** Saw action on special teams...(9/27) **vs. Pit.:** Played primarily on special teams...(10/4) **at Ari.:** Recorded a season-high two tackles (one) while adding his second career fumble recovery...(10/11) **at GB:** Secured a tackle on defense...(11/29) **at Cin.:** Earned his first career pass defended.

2014 (with StL): Saw action in 14 games, mostly on special teams...Totaled one tackle, a solo stop, during his sophomore campaign...Record 10 stops on special teams...(12/7) **at Was.:** Recorded his first tackle of the season with a solo stop...(12/21) **vs. NYG:** Blocked a K Josh Brown field goal.

2013 (with StL): Played in 15 games as a rookie, all on special teams...Finished with four special teams tackles...(10/13) **at Hou.:** Grabbed his first career fumble recovery, which he returned 11 yards for a TD.

COLLEGE: Appeared in 49 games during his career at Auburn, totaling 316 tackles...Moved to linebacker as a sophomore after playing safety as a freshman in 2009...Six double-digit tackle games in his career...Appeared in 12 games as a senior, recording 94 tackles (39 solo), two sacks, one INT and one TD...Started all 13 games and led the team with 104 tackles as a junior...Finished fourth in the SEC in tackles per game (eight) and 84th nationally...Five double-digit tackle efforts, including three in the last four games of the season...Third on team with 8.5 tackles for loss (-30), 2.5 sacks (-15) and nine quarterback hurries...Averaged 10.5 tackles during last four games of season...Appeared in 12 games with nine starts as a sophomore...Ranked eighth on team with 48 tackles...Started all 13 games as a freshman, totaling 70 tackles and one fumble recovery...Majored in philosophy.

PERSONAL: Attended Olive Branch (Miss.) High School...Collected 90 tackles and four INTs and had nearly 900 yards of total offense as a senior...MHSA All-Region 1 Class 5A team...Selected for the Commercial Appeal Shelby Metro All-Suburban team...BankPlus Player of the Week by the DeSoto Times following a 49-22 victory over Horn Lake in which he had 107 total yards and three TDs, 10 tackles and one INT.

ADDITIONAL STATISTICS: Touchdowns (1): 10/13/13 at Hou., 11-yard fumble return. Special teams tackles – 4 in 2013, 10 in 2014, 10 in 2015; NFL totals: 24. Blocked field goals – 1 in 2014.

SINGLE-GAME HIGHS: TACKLES: Total – 2, 10/4/15 at Ari. Solo – 1, three times; last: 10/11/15 at GB. Passes defended – 1, 11/29/15 at Cin. Fumble recoveries – 1, 10/4/15 at Ari.

DAREN BATES' CAREER STATISTICS

| Year | Team | GP | GS | TACKLES | | | | | Yds. | INTERCEPTIONS | | | | | FUMBLES | | |
|--------|-----------|----|----|---------|------|-------|-------|-----|------|---------------|------|-----|----|----|---------|----|------|
| | | | | Total | Solo | Asst. | Sacks | | | No. | Yds. | Lg. | TD | PD | FF | FR | Yds. |
| 2013 | St. Louis | 15 | 0 | 0 | 0 | 0 | 0.0 | 0.0 | 0 | 0 | - | 0 | 0 | 0 | 0 | 0 | 0 |
| 2014 | St. Louis | 14 | 0 | 1 | 1 | 0 | 0.0 | 0.0 | 0 | 0 | - | 0 | 0 | 0 | 0 | 0 | 0 |
| 2015 | St. Louis | 15 | 0 | 3 | 2 | 1 | 0.0 | 0.0 | 0 | 0 | - | 0 | 1 | 0 | 1 | 0 | 0 |
| Totals | | 44 | 0 | 4 | 3 | 1 | 0.0 | 0.0 | 0 | 0 | - | 0 | 1 | 0 | 1 | 0 | 0 |

BATES


DAREN BATES GAME-BY-GAME

2015, ST. LOUIS (7-9)

| Date | Opp. | W/L | GP/GS | TACKLES | | | | | Yds. | INTERCEPTIONS | | | | | FUMBLES | | |
|---------------|---------|-----|-------------|----------|----------|----------|------------|------------|------------|---------------|----------|----------|----------|----------|----------|----------|----------|
| | | | | Total | Solo | Asst. | Sacks | | | No. | Yds. | Lg. | TD | PD | FF | FR | Yds. |
| 9/13 | Sea. | W | | | | | | (INACTIVE) | | | | | | | | | |
| 9/20 | at Was. | L | 1/0 | 0 | 0 | 0 | 0.0 | 0.0 | 0.0 | 0 | 0 | - | 0 | 0 | 0 | 0 | 0 |
| 9/27 | Pit. | L | 1/0 | 0 | 0 | 0 | 0.0 | 0.0 | 0.0 | 0 | 0 | - | 0 | 0 | 0 | 0 | 0 |
| 10/4 | at Ari. | W | 1/0 | 2 | 1 | 1 | 0.0 | 0.0 | 0.0 | 0 | 0 | - | 0 | 0 | 0 | 1 | 0 |
| 10/11 | at GB | L | 1/0 | 1 | 1 | 0 | 0.0 | 0.0 | 0.0 | 0 | 0 | - | 0 | 0 | 0 | 0 | 0 |
| 10/25 | Cle. | W | 1/0 | 0 | 0 | 0 | 0.0 | 0.0 | 0.0 | 0 | 0 | - | 0 | 0 | 0 | 0 | 0 |
| 11/1 | SF | W | 1/0 | 0 | 0 | 0 | 0.0 | 0.0 | 0.0 | 0 | 0 | - | 0 | 0 | 0 | 0 | 0 |
| 11/8 | at Min. | L | 1/0 | 0 | 0 | 0 | 0.0 | 0.0 | 0.0 | 0 | 0 | - | 0 | 0 | 0 | 0 | 0 |
| 11/15 | Chi. | L | 1/0 | 0 | 0 | 0 | 0.0 | 0.0 | 0.0 | 0 | 0 | - | 0 | 0 | 0 | 0 | 0 |
| 11/22 | at Bal. | L | 1/0 | 0 | 0 | 0 | 0.0 | 0.0 | 0.0 | 0 | 0 | - | 0 | 0 | 0 | 0 | 0 |
| 11/29 | at Cin. | L | 1/0 | 0 | 0 | 0 | 0.0 | 0.0 | 0.0 | 0 | 0 | - | 0 | 1 | 0 | 0 | 0 |
| 12/6 | Ari. | L | 1/0 | 0 | 0 | 0 | 0.0 | 0.0 | 0.0 | 0 | 0 | - | 0 | 0 | 0 | 0 | 0 |
| 12/13 | Det. | W | 1/0 | 0 | 0 | 0 | 0.0 | 0.0 | 0.0 | 0 | 0 | - | 0 | 0 | 0 | 0 | 0 |
| 12/17 | TB | W | 1/0 | 0 | 0 | 0 | 0.0 | 0.0 | 0.0 | 0 | 0 | - | 0 | 0 | 0 | 0 | 0 |
| 12/27 | at Sea. | W | 1/0 | 0 | 0 | 0 | 0.0 | 0.0 | 0.0 | 0 | 0 | - | 0 | 0 | 0 | 0 | 0 |
| 1/3/16 | at SF | L | 1/0 | 0 | 0 | 0 | 0.0 | 0.0 | 0.0 | 0 | 0 | - | 0 | 0 | 0 | 0 | 0 |
| Totals | | | 15/0 | 3 | 2 | 1 | 0.0 | 0.0 | 0.0 | 0 | 0 | - | 0 | 1 | 0 | 1 | 0 |

2014, ST. LOUIS (6-10)

| Date | Opp. | W/L | GP/GS | TACKLES | | | | | Yds. | INTERCEPTIONS | | | | | FUMBLES | | |
|---------------|---------|-----|-------------|----------|----------|----------|------------|------------|------------|---------------|----------|----------|----------|----------|----------|----------|----------|
| | | | | Total | Solo | Asst. | Sacks | | | No. | Yds. | Lg. | TD | PD | FF | FR | Yds. |
| 9/7 | Min. | L | 1/0 | 0 | 0 | 0 | 0.0 | 0.0 | 0.0 | 0 | 0 | - | 0 | 0 | 0 | 0 | 0 |
| 9/14 | at TB | W | 1/0 | 0 | 0 | 0 | 0.0 | 0.0 | 0.0 | 0 | 0 | - | 0 | 0 | 0 | 0 | 0 |
| 9/21 | Dal. | L | 1/0 | 0 | 0 | 0 | 0.0 | 0.0 | 0.0 | 0 | 0 | - | 0 | 0 | 0 | 0 | 0 |
| 10/5 | Phi. | L | 1/0 | 0 | 0 | 0 | 0.0 | 0.0 | 0.0 | 0 | 0 | - | 0 | 0 | 0 | 0 | 0 |
| 10/13 | SF | L | 1/0 | 1 | 1 | 0 | 0.0 | 0.0 | 0.0 | 0 | 0 | - | 0 | 0 | 0 | 0 | 0 |
| 10/19 | Sea. | W | 1/0 | 0 | 0 | 0 | 0.0 | 0.0 | 0.0 | 0 | 0 | - | 0 | 0 | 0 | 0 | 0 |
| 10/26 | at KC | L | 1/0 | 0 | 0 | 0 | 0.0 | 0.0 | 0.0 | 0 | 0 | - | 0 | 0 | 0 | 0 | 0 |
| 11/2 | at SF | W | 1/0 | 0 | 0 | 0 | 0.0 | 0.0 | 0.0 | 0 | 0 | - | 0 | 0 | 0 | 0 | 0 |
| 11/9 | at Ari. | L | | | | | | (INACTIVE) | | | | | | | | | |
| 11/16 | Den. | W | | | | | | (INACTIVE) | | | | | | | | | |
| 11/23 | at SD | L | 1/0 | 0 | 0 | 0 | 0.0 | 0.0 | 0.0 | 0 | 0 | - | 0 | 0 | 0 | 0 | 0 |
| 11/30 | Oak. | W | 1/0 | 0 | 0 | 0 | 0.0 | 0.0 | 0.0 | 0 | 0 | - | 0 | 0 | 0 | 0 | 0 |
| 12/7 | at Was. | W | 1/0 | 0 | 0 | 0 | 0.0 | 0.0 | 0.0 | 0 | 0 | - | 0 | 0 | 0 | 0 | 0 |
| 12/11 | Ari. | L | 1/0 | 0 | 0 | 0 | 0.0 | 0.0 | 0.0 | 0 | 0 | - | 0 | 0 | 0 | 0 | 0 |
| 12/21 | NYG | L | 1/0 | 0 | 0 | 0 | 0.0 | 0.0 | 0.0 | 0 | 0 | - | 0 | 0 | 0 | 0 | 0 |
| 12/28 | at Sea. | L | 1/0 | 0 | 0 | 0 | 0.0 | 0.0 | 0.0 | 0 | 0 | - | 0 | 0 | 0 | 0 | 0 |
| Totals | | | 14/0 | 1 | 1 | 0 | 0.0 | 0.0 | 0.0 | 0 | 0 | - | 0 | 0 | 0 | 0 | 0 |



DEREK CARR

QUARTERBACK | FRESNO STATE | 6-3 | 215
 ACQUIRED: D2-'14 | NFL EXP: 3 | RAIDERS EXP: 3
 HOMETOWN: BAKERSFIELD, CALIF. | BORN: 03/28/91

4

TRANSACTIONS: Selected by Oakland Raiders in the second round (36th overall) of the 2014 NFL Draft, May 9, 2014.

CAREER: Pro Bowl quarterback enters his third season as the Raiders' starter after being drafted by the team in 2014...Is the first offensive player in franchise history to start all 32 games to begin his career...Has thrown for 53 TDs in his first two seasons, the second-most of any passer in NFL history through their first two seasons (Dan Marino, 68)...Passed Andrew Luck (682) for the most completions by an NFL player through his first two seasons...Has thrown for at least 300 yards in a game seven times over his first two years, the fifth most over a player's first two years in NFL history...Earned his first Pro Bowl bid in 2015, throwing for 3,987 yards on 350-of-573 passing with 32 TDs and a passer rating of 91.1...Led the NFL with 13 TD passes of 25-or-more yards...In 2014, set franchise rookie records in every major passing category and ranks near the top of multiple all-time NFL rookie passing lists with 348 completions (second), 599 attempts (second) and 21 passing TDs (sixth)...Career totals include 32 games played with 32 starts, 7,257 passing yards on 698-of-1,172 passing (59.6 percent), 53 TDs, 25 INTs, a quarterback rating of 83.7 and 62 rushes for 53 yards.

2015: Started all 16 games in his sophomore campaign, making him the first offensive player in franchise history to start all 32 games over his first two NFL seasons...Selected to his first Pro Bowl and earned two Castrol Edge Clutch Performer of the Week Awards (Week 2 vs. Bal and Week 12 at Ten)...Finished the year with 3,987 passing yards on 350-of-573 attempts (61.1 percent) with 32 TDs and 13 INTs for a 91.1 passer rating...Also ran 33 times for 138 yards (4.3 avg.) with a 24-yard long...His 32 TDs were the second most in franchise history behind Daryle Lamonica's 34 in 1969...Finished with the third most passing yards in a season in franchise history and the most since Carson Palmer (4,018) in 2012...Joined Rich Gannon (2001 and 2002) as the only Raiders quarterback with 350 completions in a season...Led the NFL with 13 TD passes of 25-plus yards...(9/13) vs. Cin.: Started the season opener and completed 7-of-12 passes for 61 yards with a 71.9 passer rating...Left the game in the second quarter with a hand injury...(9/20) vs. Bal.: Posted a career-high 351 passing yards on 30-of-46 passing with three TDs and one INT for a 100.9 rating...Marked second fourth-quarter comeback and game-winning drive...Orchestrated a 9-play, 80-yard drive (1:40) in the final minutes to secure the victory, capping it off with a 12-yard TD to WR Seth Roberts...Spread the ball around to 10 different receivers, including two (WRs Amari Cooper and Michael Crabtree) who had 100 yards and one TD each...(9/27) at Cle.: Completed 20-of-32 passes for 314 yards and two TDs for a rating of 115.9...Second straight 300-yard passing game (first since Palmer in 2012)...Edipsed Tom Flores (3,914) for most passing yards by Raider through two seasons...(10/4) at Chi.: Completed 20-of-33 passes for 196 yards, two TDs and one INT...Moved ahead of Flores (27) for most passing TDs by a Raider through his first two seasons...(10/11) vs. Den.: Started and threw for 249 yards on 26-of-39 passing with one TD and one INT...(10/25) at SD: Threw for 289 yards and three TDs on 24-of-31 passing for a 137.7 rating...Highest road rating of his career and seventh best on the road in franchise history (min. 20 att)...Completion percentage (77.4) was the fifth best in a road game in franchise history (min. 20 att)...(11/1) vs. NYJ: Tied a career high with four TD passes on 26-of-33 passing for 333 yards and a passer rating of 130.9...Threw three TDs of 35-or-more yards...Fourth Raiders quarterback with 300 yards, four TDs and no INTs in a game...Tossed three first-half TDs for the first time in his career...(11/8) at Pit.: Eclipsed 300 yards and threw four TDs for the second straight game...Completed 24-of-44 passes for 301 yards and four scores with one INT...Orchestrated a game-tying, 7-play, 69-yard drive with one minute remaining...(11/15) vs. Min.: Threw for 302 yards on 29-of-43 attempts (67.4 percent) with two TDs and two INTs for a rating of 83.7...Also rushed twice for 12 yards with an 11-yard long...Became sixth NFL quarterback with 20 passing TDs in each of his first two seasons...(11/22) at Det.: Completed 13-of-25 attempts for 169 yards...Rushed twice for eight yards (4.0 avg.)...(11/29) at Ten.: Orchestrated third career game-winning drive and fourth-quarter comeback with a 9-play, 90-yard drive (3:20), which he capped off with a 12-yard TD to Roberts...Finished with 330 passing yards on 24-of-37 passing with three TDs and a 120.3 rating...Set franchise records for most passing yards (1,435) and completions (113) in a single month in team history...His 13 TDs in November rank second in a single month in team history...(12/6) vs. KC: Finished the game with 283 yards on 31-of-48 passing with two TDs, three INTs and a rating of 68.3...Became the fifth NFL player with 3,000 passing yards and 20 TDs in each of his first two seasons...(12/13) at Den.: Tossed two TD passes including the game winner...Finished with 135 yards on 12-of-29 passing and a rating of 79.0...Orchestrated his fourth career fourth-quarter comeback and game-winning drive, a three-play, 16-yard drive (0:16) following a muffed punt, which he capped off with a 10-yard TD pass to TE Mychal Rivera...(12/20) vs. GB: Threw for 276 yards on 23-of-47 passing with two TDs and two INTs for a 63.8 rating...Recorded his 11th multi-TD game of the season, setting a new franchise record...(12/24) vs. SD: Threw for 204 yards on 23-of-38 passing with one TD and one INT for a 72.7 rating...Rushed four times for 30 yards (7.5 avg.) with an 11-yard long...Orchestrated his first overtime game-winning drive, a 15-play, 67-yard drive (6:55) leading to the go-ahead FG...(1/3/16) at KC: Completed 21-of-33 passes for 194 yards with one TD and one INT...Set a new franchise record with his 13th game with 20-plus completions in 2015.

2014: Posted one of the most prolific rookie seasons in NFL history, going 348-of-599 (58.1 percent) with 3,270 passing yards, 21 TDs, 12 INTs and a passer rating of 76.6...Named to Sports Illustrated's All-Rookie Team...Started all 16 games, becoming the first Raiders rookie and 14th NFL rookie (since 1978) to do so...Finished the season ranked second all-time in completions and attempts by a rookie...Tied (with Cam Newton) for the sixth most passing TDs by a rookie...Fourth rookie quarterback to throw at least 20 TDs with 12-or-fewer INTs in a season...(9/7) at NYJ: Became the first rookie in franchise history to start at quarterback in Week 1...

Went 20-for-32 passing (62.5 percent) for 151 yards, two TDs and a passer rating of 94.7...Started the game nearly perfect, going 7-for-7 for 53 yards and one TD...Threw first career TD pass to WR Rod Streater for a 12-yard score...Passer rating of 94.7 was 12th highest in a debut for a Raiders quarterback, third highest among rookies in their debuts...**(9/14) vs. Hou.:** Finished with 263 yards on 27-of-43 passing (64.3 percent), one TD and two INTs...Added 58 yards on four rushing attempts (14.5 avg.), including a 41-yard run that was the second longest by a Raider quarterback since 2000...**(9/28) vs. Mia.:** Completed 16-of-25 passes for 146 yards, one TD and one INT before leaving the game with an injury...Added two rushing attempts for nine yards (4.5 avg.)...**(10/12) vs. SD:** Completed 18-of-34 passes for 282 yards, four TDs and one INT for a passer rating of 107.7, his first rating over 100 points...Four TDs are the most ever by a Raider rookie and tied for second most by a rookie in NFL history...Had two TD passes of 40-plus yards, a 47-yarder to WR Brice Butler and a 77-yard TD pass to WR Andre Holmes...**(10/19) vs. Ari.:** Completed 16-of-28 passes for 173 yards and was sacked once...**(10/26) at Cle.:** Completed 34-of-54 passes (60.7 percent) for 328 yards with one TD...Became the most prolific rookie passer in franchise history, passing QB Matt McGloin to set the records for starts, passing TDs and completions...Recorded the first 300-yard passing game by a rookie in franchise history and the first since QB Carson Palmer in 2012...**(11/9) vs. Den.:** Completed 30-of-47 passes for 192 yards, two TDs and two INTs...Passed Tom Flores (1960) for the most passing TDs and yards by a Raider in his first season of action...**(11/20) vs. KC:** Earned first NFL win with a 17-play, 80-yard game-winning drive capped off by a 9-yard TD pass to WR James Jones...Became first rookie in franchise history to record a fourth-quarter come-back and game-winning drive...**(12/7) vs. SF:** Finished 22-of-28 for 254 yards with three TDs and a passer rating of 140.2, earning the NFL's Pepsi Rookie of the Week...Posted the seventh-best single-game passer rating in franchise history (min. 20 att.) and the sixth-best single-game rating by a rookie since 1960 (min. 20 att.)...Also set new career highs for completion percentage (78.6) and yards per attempt (9.1)...**(12/14) at KC:** Completed 27-of-56 passes (48.2 percent) for 222 yards and one TD...Set career high for attempts (57), the third most ever attempted in a single game by an NFL rookie...One of four rookie quarterbacks in history with at least two games of 50-plus attempts...**(12/21) vs. Buf.:** Finished 17-of-34 for 214 yards with two TDs and a passer rating of 89.6...Eclipsed the 3,000-yard mark, becoming the 13th NFL rookie and eighth different Raider (15th occurrence) to accomplish the feat...Threw his 20th TD to FB/RB Jamize Olawale for a 1-yard score, making him the eighth rookie since 1950 to throw 20 TDs...Marked his sixth game with at least 30 attempts and no INTs, tying him with QB Andy Dalton for the most by a rookie in NFL history...**(12/28) at Den.:** Completed 18-of-36 passes for 158 yards with one TD and one INT...Threw an INT on his final attempt of the season, ending a streak of 176 consecutive pass attempts without a pick.

COLLEGE: Played four seasons at Fresno State, appearing in 44 games with 39 starts...Established 27 school records and 21 Mountain West Conference records over his career...Career totals include 12,842 passing yards on 1,086-of-1,630 passing (66.7 completion percentage), 113 TDs and 24 INTs...Added 190 rushing yards on 164 carries and five TDs on the ground...Holds school records in almost every major passing category, including yards (12,482), completions (1,086) and TDs (113)...Two-time Mountain West Offensive Player of the Year, becoming the third player in league history to win the award in back-to-back seasons...Two-time All-American selection as a junior and senior...Started all 13 games as a senior, and became the fourth quarterback in FBS history to throw for over 5,000 yards and 50 TDs in a season...Named the Mountain West Offensive Player of the Year for the second straight time and also garnered first-team All-Mountain West honors...Led the nation in total offense (5,199), total passing yards (5,082) and passing TDs (50)...Winner of the 2013 Sammy Baugh Award, which goes to the nation's top passer...His 50 TD passes tied for the fourth most in FBS single-season history...Established new league and school records for passing yards, attempts and TDs...Started 13 games as a junior...Named Mountain West Offensive Player of the Year...Was an unanimous first-team All-MWC selection...Threw for 4,104 yards on 344-of-511 passing with 37 TDs...His 37 TD passes tied for No. 3 in the FBS...Ranked eighth nationally and first in the Mountain West with 315.7 passing yards per game...Was a three-time Mountain West Offensive Player of the Week, three-time MAACO Bowl Las Vegas Mountain West Player of the Week and twice honored as the Manning Award quarterback of the week...Started all 13 games as a sophomore...Second-team All-WAC selection...Threw for 3,544 yards on the season, the most ever by a Bulldog sophomore...Led the WAC in passing yards...Added 26 TD passes against nine INTs and completed 62.6 percent of his passes...Redshirted as a true sophomore...Saw limited action in five games as a freshman...Completed 10-of-14 passes on the season for 112 yards...Majored in recreation administration and leisure services management.



PERSONAL: Attended Bakersfield (Calif.) Christian High School...Was rated as the 12th-best quarterback in the nation...Named the Private School National Player of the Year...Played two seasons of high school football in the Houston area before moving back to his hometown of Bakersfield, Calif., the summer before his senior year...Guided his team to a 12-1 record and threw for 4,067 yards and 46 TDs as a senior, leading the team to the Division V Central Section title...Ranked third in California and 11th in the nation for high school quarterbacks in passing yards...Both brothers, Darren and David, played Division I football...David was a quarterback at Fresno State, the 2001 Johnny Unitas Award winner and the No. 1 overall NFL pick in 2002 by the Houston Texans and played in the NFL for 11 seasons...David is now an NFL Network analyst...Darren was a defensive lineman at Houston.

CARR

SINGLE-GAME HIGHS: PASSING: Attempts – 56, 12/14/14 at KC. Completions – 34, 10/26/14 at Cle. Yards – 351, 9/20/15 vs. Bal. Long – 77t, 10/12/14 vs. SD. Touchdowns – 4, three times; last: 11/8/15 at Pit. Interceptions – 3, 12/6/15 vs. KC. Rating – 140.2, 12/7/14 vs. SF. RUSHING: Attempts – 4, six times; last: 12/24/15 vs. SD. Yards – 58, 9/14/14 vs. Hou. Long – 41, 9/14/14 vs. Hou.

DEREK CARR'S CAREER STATISTICS

| Year | Team | GP | GS | PASSING | | | | | | | | | | RUSHING | | | | |
|---------------|---------|-----------|-----------|--------------|------------|--------------|-------------|------------|-----------|-----------|------------|---------------|-------------|-----------|------------|------------|-----------|----------|
| | | | | Att. | Cmp. | Yds. | Pct. | Yds./Att. | TD | INT | Lg. | Sk./Lst. | Rtng. | Att. | Yds. | Avg. | Lg. | TD |
| 2014 | Oakland | 16 | 16 | 599 | 348 | 3,270 | 58.1 | 5.5 | 21 | 12 | 77t | 24/149 | 76.6 | 29 | 92 | 3.2 | 41 | 0 |
| 2015 | Oakland | 16 | 16 | 573 | 350 | 3,987 | 61.1 | 7.0 | 32 | 13 | 68t | 31/230 | 91.1 | 33 | 138 | 4.2 | 24 | 0 |
| Totals | | 32 | 32 | 1,172 | 698 | 7,257 | 59.6 | 6.2 | 53 | 25 | 77t | 55/379 | 83.7 | 62 | 230 | 3.7 | 41 | 0 |


DEREK CARR GAME-BY-GAME

2015, OAKLAND (7-9)

| Date | Opp. | W/L | GP/GS | PASSING | | | | | | | | | | RUSHING | | | | |
|-------------|---------|-----|-------|---------|------|-------|------|-----------|----|-----|------|----------|-------|---------|------|------|-----|----|
| | | | | Att. | Cmp. | Yds. | Pct. | Yds./Att. | TD | INT | Lg. | Sk./Lst. | Rtng. | Att. | Yds. | Avg. | Lg. | TD |
| 9/13 | Cin. | L | 1/1 | 12 | 7 | 61 | 58.3 | 5.1 | 0 | 0 | 24 | 0/0 | 71.9 | 1 | 8 | 8.0 | 8 | 0 |
| 9/20 | Bal. | W | 1/1 | 46 | 30 | 351 | 65.2 | 7.6 | 3 | 1 | 68t | 1/0 | 100.9 | 2 | 23 | 11.5 | 24 | 0 |
| 9/27 | at Cle. | W | 1/1 | 32 | 20 | 314 | 62.5 | 9.8 | 2 | 0 | 55 | 0/0 | 115.9 | 1 | -1 | -1.0 | -1 | 0 |
| 10/4 | at Chi. | L | 1/1 | 33 | 20 | 196 | 60.6 | 5.9 | 2 | 1 | 26t | 2/23 | 84.9 | 1 | 0 | 0.0 | 0 | 0 |
| 10/11 | Den. | L | 1/1 | 39 | 26 | 249 | 66.7 | 6.4 | 1 | 1 | 33 | 4/26 | 82.1 | 1 | -1 | -1.0 | -1 | 0 |
| 10/25 | at SD | W | 1/1 | 31 | 24 | 289 | 77.4 | 9.3 | 3 | 0 | 52t | 1/7 | 137.7 | 2 | 3 | 1.5 | 4 | 0 |
| 11/1 | NYJ | W | 1/1 | 36 | 23 | 333 | 63.9 | 9.3 | 4 | 0 | 59t | 0/0 | 130.9 | 2 | -2 | -1.0 | -1 | 0 |
| 11/8 | at Pit. | L | 1/1 | 44 | 24 | 301 | 54.5 | 6.8 | 4 | 1 | 38t | 0/0 | 96.9 | 2 | 3 | 1.5 | 4 | 0 |
| 11/15 | Min. | L | 1/1 | 43 | 29 | 302 | 67.4 | 7.0 | 2 | 2 | 38 | 2/15 | 83.7 | 2 | 12 | 6.0 | 11 | 0 |
| 11/22 | at Det. | L | 1/1 | 25 | 13 | 169 | 52.0 | 6.8 | 0 | 0 | 43 | 1/5 | 73.6 | 1 | 8 | 8.0 | 8 | 0 |
| 11/29 | at Ten. | W | 1/1 | 37 | 24 | 330 | 64.9 | 8.9 | 3 | 0 | 41 | 1/7 | 120.3 | 4 | 5 | 1.3 | 5 | 0 |
| 12/6 | KC | L | 1/1 | 48 | 31 | 283 | 64.6 | 5.9 | 2 | 3 | 25t | 4/21 | 68.3 | 0 | 0 | - | - | 0 |
| 12/13 | at Den. | W | 1/1 | 29 | 12 | 135 | 41.4 | 4.7 | 2 | 0 | 29 | 3/36 | 79.0 | 4 | -4 | -1.0 | -1 | 0 |
| 12/20 | GB | L | 1/1 | 47 | 23 | 276 | 48.9 | 5.9 | 2 | 2 | 41 | 3/24 | 63.8 | 4 | 42 | 10.5 | 19 | 0 |
| 12/24 | SD | W | 1/1 | 38 | 23 | 204 | 60.5 | 5.4 | 1 | 1 | 33 | 3/29 | 72.7 | 4 | 30 | 7.5 | 11 | 0 |
| 1/3/16at KC | L | 1/1 | 33 | 21 | 194 | 63.6 | 5.9 | 1 | 1 | 31t | 6/37 | 77.1 | 2 | 12 | 6.0 | 7 | 0 | |
| Totals | | | 16/16 | 573 | 350 | 3,987 | 61.1 | 7.0 | 32 | 13 | 68t | 31/230 | 91.1 | 33 | 138 | 4.2 | 24 | 0 |

2014, OAKLAND (3-13)

| Date | Opp. | W/L | GP/GS | PASSING | | | | | | | | | | RUSHING | | | | |
|---------------|---------|-----|--------------|------------|------------|--------------|-------------|------------|-----------|-----------|------------|---------------|-------------|-----------|-----------|------------|-----------|----------|
| | | | | Att. | Cmp. | Yds. | Pct. | Yds./Att. | TD | INT | Lg. | Sk./Lst. | Rtng. | Att. | Yds. | Avg. | Lg. | TD |
| 9/7 | at NYJ | L | 1/1 | 32 | 20 | 151 | 62.5 | 4.7 | 2 | 0 | 30t | 2/18 | 94.7 | 1 | -1 | -1.0 | -1 | 0 |
| 9/14 | Hou. | L | 1/1 | 42 | 27 | 263 | 64.3 | 6.3 | 1 | 2 | 42 | 0/0 | 69.8 | 4 | 58 | 14.5 | 41 | 0 |
| 9/21 | at NE | L | 1/1 | 34 | 21 | 174 | 61.8 | 5.1 | 0 | 1 | 29 | 0/0 | 62.6 | 0 | 0 | - | - | 0 |
| 9/28 | Mia. | L | 1/1 | 25 | 16 | 146 | 64.0 | 5.8 | 1 | 1 | 30 | 1/3 | 76.4 | 2 | 9 | 4.5 | 8 | 0 |
| 10/12 | SD | L | 1/1 | 34 | 18 | 282 | 52.9 | 8.3 | 4 | 1 | 77t | 0/0 | 107.7 | 1 | 2 | 2.0 | 2 | 0 |
| 10/19 | Ari. | L | 1/1 | 28 | 16 | 173 | 57.1 | 6.2 | 0 | 0 | 55 | 1/9 | 75.4 | 2 | 2 | 1.0 | 3 | 0 |
| 10/26 | at Cle. | L | 1/1 | 54 | 34 | 328 | 63.0 | 6.1 | 1 | 0 | 31 | 4/17 | 86.0 | 1 | 2 | 2.0 | 2 | 0 |
| 11/2 | at Sea. | L | 1/1 | 41 | 24 | 194 | 58.5 | 4.7 | 2 | 2 | 23 | 1/5 | 66.5 | 2 | 9 | 4.5 | 7 | 0 |
| 11/9 | Den. | L | 1/1 | 47 | 30 | 192 | 63.8 | 4.1 | 2 | 2 | 28 | 0/0 | 68.8 | 0 | 0 | - | - | 0 |
| 11/16 | at SD | L | 1/1 | 34 | 16 | 172 | 47.1 | 5.1 | 0 | 0 | 35 | 2/10 | 62.4 | 2 | 0 | 0.0 | 0 | 0 |
| 11/20 | KC | W | 1/1 | 35 | 18 | 174 | 51.4 | 5.0 | 1 | 0 | 37 | 1/2 | 75.2 | 3 | 2 | 0.0 | 2 | 0 |
| 11/30 | at StL. | L | 1/1 | 39 | 24 | 173 | 61.5 | 4.4 | 0 | 2 | 18 | 3/23 | 50.5 | 1 | 1 | 1.0 | 1 | 0 |
| 12/7 | SF | W | 1/1 | 28 | 22 | 254 | 78.6 | 9.1 | 3 | 0 | 27 | 1/9 | 140.2 | 2 | 2 | 1.0 | 11 | 0 |
| 12/14 | at KC | L | 1/1 | 56 | 27 | 222 | 48.2 | 4.0 | 1 | 0 | 33 | 4/20 | 64.7 | 1 | 0 | 0.0 | 0 | 0 |
| 12/21 | Buf. | W | 1/1 | 34 | 17 | 214 | 50.0 | 6.3 | 2 | 0 | 51 | 1/7 | 89.6 | 4 | 0 | 0.0 | 0 | 0 |
| 12/28 | at Den. | L | 1/1 | 36 | 18 | 158 | 50.0 | 4.4 | 1 | 1 | 46 | 3/26 | 59.7 | 3 | 6 | 2.0 | 5 | 0 |
| Totals | | | 16/16 | 599 | 348 | 3,270 | 58.1 | 5.5 | 21 | 12 | 77t | 24/149 | 76.6 | 29 | 92 | 3.2 | 41 | 0 |



TJ CARRIE

CORNERBACK | OHIO | 6-0 | 205
ACQUIRED: D7a-14 | NFL EXP: 3 | RAIDERS EXP: 3
HOMETOWN: ANTIOCH, CALIF. | BORN: 07/28/90

38

TRANSACTIONS: Selected by Oakland Raiders in the seventh round (219th overall) of the 2014 NFL Draft, May 10, 2014.

CAREER: Third-year defensive back has played in 28 games, with 18 starts, at both cornerback and safety over his first two seasons... Career totals include 101 tackles (83 solo), two INTs with 30 return yards, 23 passes defended, two forced fumbles and one fumble recovery... Also has returned 45 punts for the Raiders, recording 313 yards (7.0 avg.) with a 27-yard long, as well as 15 kickoffs for 362 yards (24.1 avg.) with a 42-yard long... Set career marks in 2015 with 15 games played, 14 starts and 53 tackles (43), while also posting one INT, 11 passes defended and one forced fumble... As a rookie, played in 13 games, starting four, and recorded a career-best 12 passes defended to go with 48 tackles (40), one INT, one forced fumble and one fumble recovery.

AT A GLANCE

- Started 14-of-15 games in 2015 at both safety and cornerback, recording a career-high 53 tackles (43 solo) with one INT, 11 passes defended and one forced fumble.
- As a rookie, appeared in 13 games, with four starts, totaling 48 tackles (40), one INT, 12 passes defended, one forced fumble and one fumble recovery.
- Earned first-team All-MAC honors as a punt returner and third-team All-MAC honors as a senior at Ohio.
- Prepped at De La Salle High School in Concord, Calif., helping the team win the state championship his senior year.

2015: Played in 15 games with 14 starts at both cornerback and safety... Recorded 53 tackles (43 solo), one INT, 11 passes defended and one fumble recovery... Also returned 19 punts for 118 yards (6.2 avg.)... **(9/13) vs. Cin.:** Started the season opener at cornerback... Credited with six tackles (five) and one pass defended... Also returned three punts for 27 yards (9.0 avg.)... **(9/20) vs. Bal.:** Forced second career fumble that was recovered by the Raiders and set up a Raiders FG... Also recorded four tackles (three)... **(9/27) at Cle.:** Made first career start at safety, shifting positions to assist a banged-up secondary... Posted three solo tackles and two passes defended... **(10/4) at Chi.:** Made second straight start at safety... Had a season-long 22-yard punt return in the second quarter that set up a Raiders TD drive... Posted two tackles (one)... **(10/11) vs. Den.:** Made third straight start at safety and contributed four tackles (three) and one pass defended... **(10/25) at SD:** Contested a pass attempt on the game's first drive, leading to an INT by LB Malcolm Smith and an eventual Raiders TD... Totaled three tackles (one) and one pass defended... Also returned a career-high five punts for 50 yards with a long return of 18 yards... **(11/1) vs. NYJ:** Posted two solo tackles and two passes defended... **(11/15) vs. Min.:** Returned to cornerback... Notched two tackles (one)... **(11/22) at Det.:** Tied for the team lead with eight tackles (seven), tying his single-game high... Added a pass defended... **(11/29) at Ten.:** Credited with three solo tackles... **(12/6) vs. KC:** Notched one solo tackle... **(12/13) at Den.:** Posted four tackles (three) and on pass defended... **(12/20) vs. GB:** Recorded two tackles (one)... **(12/24) vs. SD:** Posted four solo tackles... **(1/3/16) at KC:** Notched second career INT, picking off QB Alex Smith's pass... Added five solo tackles and a pass defended.

2014: Key contributor on defense and special teams as a rookie, playing in 13 games with four starts... Totaled 48 tackles (40 solo), one INT, 12 passes defended, one forced fumble and one fumble recovery... Also handled kick returning duties, bringing back 26 punts for 195 yards (7.5 avg.) and 15 kickoffs for 362 yards (24.1 avg.)... **(9/7) at NYJ:** Made his NFL debut, seeing significant action at cornerback in nickel situations... Forced and recovered a fumble by QB Geno Smith deep in Raiders territory, turning the ball over at the 4-yard line... Credited with four tackles (three)... **(9/28) vs. Mia.:** Recorded first career INT, picking off a QB Ryan Tannehill pass and returning it 28 yards in the third quarter... Credited with four solo tackles... **(10/12) vs. SD:** Made first career start and posted four tackles (three)... Notched four passes defended... Returned kickoffs for the first time, returning three kicks for 85 yards with a long return of 38 yards... **(10/19) vs. Ari.:** Totaled eight tackles (seven) and one pass defended... Broke up a fourth-down pass intended for TE John Carlson to force a turnover on downs... **(11/2) vs. Sea.:** Knocked away a first-quarter pass from QB Russell Wilson, giving him seven passes defended on the season to set a Raiders rookie mark... Returned a third-quarter punt 27 yards to the Seahawks' 30-yard line, setting up Oakland's first TD drive... Also registered a season-long 42-yard kickoff return at the end of the second quarter... **(11/16) at SD:** Made third start of the season, opening the game as part of the nickel package... Posted five tackles (three) and one pass defended... **(12/7) vs. SF:** Racked up seven solo tackles, tying a personal high... **(12/21) vs. Buf.:** Started at cornerback in place of an injured CB Tarell Brown... Posted four tackles (three) and two passes defended.



COLLEGE: Played four seasons at Ohio University... Appeared in 50 games with 36 starts, contributing on defense and special teams... Totaled 165 tackles (108 solo), nine INTs, 36 passes defended, three sacks and two forced fumbles over his career... Also served as the team's punt returner, racking up 659 return yards on 56 returns with one TD... Played in 13 games in 2013, starting 11... Tied a career high with four INTs, two of which he returned for TDs... Named to All-MAC First Team as punt returner after he led the league with a 12.7 punt return average... Earned All-MAC Third-Team honors as a cornerback... Earned a medical redshirt in 2012 after he suffered a season-ending injury in preseason camp... Played in 14 games in 2011, starting 12... Recorded career highs in tackles (49), passes defended (17) and INTs (four)... Named All-MAC Second Team, Phil Steele All-MAC Second Team and CollegiateSportsMadness.com All-MAC Second Team... Started all 12

CARRIE

games in 2010...Finished the season with 39 tackles (25), two forced fumbles, five passes defended and 19 punt returns for 197 yards... Redshirted in 2009...Played in 11 games as a true freshman in 2008...Totaled 35 tackles (17) and one INT.

PERSONAL: Attended De La Salle High School in Concord, Calif. ...Lettered for two seasons on state championship team...Totaled 90 tackles, two forced fumbles, two INTs and 10 pass deflections...Also blocked one punt...Voted first-team all-conference as a senior... Honor roll student...Active in the Northern California community, helping refurbish the playground at Emerson Elementary in 2015... As a rookie, participated in Clorox Clean Classrooms, Toys for Tots drives and the NFL Play 60 Character Camp...Represented the Raiders in presenting High School Coach of the Week honors at Skyline High School and Castlemont High School...Brother, Domonick, played football at Portland State...Brother, Eric, played football at New Mexico State.

SINGLE-GAME HIGHS: TACKLES: Total – 8, two times; last: 11/22/15 at Det. Interceptions – 1, two times; last: 1/3/16 at KC. Passes defended – 4, 10/12/14 vs. SD. Forced fumbles – 1, two times; last: 9/20/15 vs. Bal. Fumble recoveries – 1, 9/7/14 at NYJ.

TJ CARRIE'S CAREER STATISTICS

| TACKLES | | | | | | | | | | INTERCEPTIONS | | | | | FUMBLES | | |
|---------|---------|----|----|-------|------|-------|-------|------|--|---------------|------|-----|----|----|---------|----|------|
| Year | Team | GP | GS | Total | Solo | Asst. | Sacks | Yds. | | No. | Yds. | Lg. | TD | PD | FF | FR | Yds. |
| 2014 | Oakland | 13 | 4 | 48 | 40 | 8 | 0.0 | 0.0 | | 1 | 28 | 28 | 0 | 12 | 1 | 1 | 0 |
| 2015 | Oakland | 15 | 14 | 53 | 43 | 10 | 0.0 | 0.0 | | 1 | 2 | 2 | 0 | 11 | 1 | 0 | 0 |
| Totals | | 28 | 18 | 101 | 83 | 18 | 0.0 | 0.0 | | 2 | 30 | 28 | 0 | 23 | 2 | 1 | 0 |

| KICKOFF RETURNS | | | | | | | | PUNT RETURNS | | | | | |
|-----------------|---------|------|------|------|-----|----|--|--------------|----|------|------|-----|----|
| Year | Team | Ret. | Yds. | Avg. | Lg. | TD | | Ret. | FC | Yds. | Avg. | Lg. | TD |
| 2014 | Oakland | 15 | 362 | 24.1 | 42 | 0 | | 26 | 11 | 195 | 7.5 | 27 | 0 |
| 2015 | Oakland | 0 | 0 | - | - | 0 | | 19 | 2 | 118 | 6.2 | 22 | 0 |
| Totals | | 15 | 362 | 24.1 | 42 | 0 | | 45 | 13 | 313 | 7.0 | 27 | 0 |

TJ CARRIE GAME-BY-GAME

2015, OAKLAND (7-9)

| Date | Opp. | W/L | GP/GS | TACKLES | | | | | Yds. | INTERCEPTIONS | | | | | FUMBLES | | |
|---------------|---------|-----|--------------|---------------------------|-----------|-----------|------------|------------|------|---------------|----------|----------|----------|-----------|----------|----------|----------|
| | | | | Total | Solo | Asst. | Sacks | | | No. | Yds. | Lg. | TD | PD | FF | FR | Yds. |
| 9/13 | Cin. | L | 1/1 | 6 | 5 | 1 | 0.0 | 0.0 | | 0 | 0 | - | 0 | 1 | 0 | 0 | 0 |
| 9/20 | Bal. | W | 1/1 | 4 | 3 | 1 | 0.0 | 0.0 | | 0 | 0 | - | 0 | 0 | 1 | 0 | 0 |
| 9/27 | at Cle. | W | 1/1 | 3 | 3 | 0 | 0.0 | 0.0 | | 0 | 0 | - | 0 | 2 | 0 | 0 | 0 |
| 10/4 | at Chi. | L | 1/1 | 2 | 1 | 1 | 0.0 | 0.0 | | 0 | 0 | - | 0 | 0 | 0 | 0 | 0 |
| 10/11 | Den. | L | 1/1 | 4 | 3 | 1 | 0.0 | 0.0 | | 0 | 0 | - | 0 | 1 | 0 | 0 | 0 |
| 10/25 | at SD | W | 1/1 | 3 | 1 | 2 | 0.0 | 0.0 | | 0 | 0 | - | 0 | 1 | 0 | 0 | 0 |
| 11/1 | NYJ | W | 1/0 | 2 | 2 | 0 | 0.0 | 0.0 | | 0 | 0 | - | 0 | 2 | 0 | 0 | 0 |
| 11/8 | at Pit. | L | | (INACTIVE - SHOULDER/HIP) | | | | | | | | | | | | | |
| 11/15 | Min. | L | 1/1 | 2 | 1 | 1 | 0.0 | 0.0 | | 0 | 0 | - | 0 | 0 | 0 | 0 | 0 |
| 11/22 | at Det. | L | 1/1 | 8 | 7 | 1 | 0.0 | 0.0 | | 0 | 0 | - | 0 | 1 | 0 | 0 | 0 |
| 11/29 | at Ten. | W | 1/1 | 3 | 3 | 0 | 0.0 | 0.0 | | 0 | 0 | - | 0 | 1 | 0 | 0 | 0 |
| 12/6 | KC | L | 1/1 | 1 | 1 | 0 | 0.0 | 0.0 | | 0 | 0 | - | 0 | 0 | 0 | 0 | 0 |
| 12/13 | at Den. | W | 1/1 | 4 | 3 | 1 | 0.0 | 0.0 | | 0 | 0 | - | 0 | 1 | 0 | 0 | 0 |
| 12/20 | GB | L | 1/1 | 2 | 1 | 1 | 0.0 | 0.0 | | 0 | 0 | - | 0 | 0 | 0 | 0 | 0 |
| 12/24 | SD | W | 1/1 | 4 | 4 | 0 | 0.0 | 0.0 | | 0 | 0 | - | 0 | 0 | 0 | 0 | 0 |
| 1/3/16 | at KC | L | 1/1 | 5 | 5 | 0 | 0.0 | 0.0 | | 1 | 2 | 2 | 0 | 1 | 0 | 0 | 0 |
| Totals | | | 15/14 | 53 | 43 | 10 | 0.0 | 0.0 | | 1 | 2 | 2 | 0 | 11 | 1 | 0 | 0 |

2014, OAKLAND (3-13)

| Date | Opp. | W/L | GP/GS | TACKLES | | | | | Yds. | INTERCEPTIONS | | | | | FUMBLES | | |
|---------------|---------|-----|-------------|--------------------|-----------|----------|------------|------------|------|---------------|-----------|-----------|----------|-----------|----------|----------|----------|
| | | | | Total | Solo | Asst. | Sacks | | | No. | Yds. | Lg. | TD | PD | FF | FR | Yds. |
| 9/7 | at NYJ | L | 1/0 | 4 | 3 | 1 | 0.0 | 0 | | 0 | 0 | - | 0 | 0 | 1 | 1 | 0 |
| 9/14 | Hou. | L | 1/0 | 0 | 0 | 0 | 0.0 | 0 | | 0 | 0 | - | 0 | 0 | 0 | 0 | 0 |
| 9/21 | at NE | L | 1/0 | 4 | 4 | 0 | 0.0 | 0 | | 0 | 0 | - | 0 | 1 | 0 | 0 | 0 |
| 9/28 | Mia. | L | 1/0 | 4 | 4 | 0 | 0.0 | 0 | | 1 | 28 | 28 | 0 | 0 | 0 | 0 | 0 |
| 10/12 | SD | L | 1/1 | 4 | 3 | 1 | 0.0 | 0 | | 0 | 0 | - | 0 | 4 | 0 | 0 | 0 |
| 10/19 | Ari. | L | 1/0 | 8 | 7 | 1 | 0.0 | 0 | | 0 | 0 | - | 0 | 1 | 0 | 0 | 0 |
| 10/26 | at Cle. | L | 1/0 | 0 | 0 | 0 | 0.0 | 0 | | 0 | 0 | - | 0 | 0 | 0 | 0 | 0 |
| 11/2 | at Sea. | L | 1/1 | 3 | 1 | 2 | 0.0 | 0 | | 0 | 0 | - | 0 | 2 | 0 | 0 | 0 |
| 11/9 | Den. | L | | (INACTIVE - ANKLE) | | | | | | | | | | | | | |
| 11/16 | at SD | L | 1/1 | 5 | 4 | 1 | 0.0 | 0 | | 0 | 0 | - | 0 | 1 | 0 | 0 | 0 |
| 11/20 | KC | W | | (INACTIVE - ANKLE) | | | | | | | | | | | | | |
| 11/30 | at StL. | L | 1/0 | 1 | 1 | 0 | 0.0 | 0 | | 0 | 0 | - | 0 | 0 | 0 | 0 | 0 |
| 12/7 | SF | W | 1/0 | 7 | 7 | 0 | 0.0 | 0 | | 0 | 0 | - | 0 | 0 | 0 | 0 | 0 |
| 12/14 | at KC | L | 1/0 | 4 | 3 | 1 | 0.0 | 0 | | 0 | 0 | - | 0 | 1 | 0 | 0 | 0 |
| 12/21 | Buf. | W | 1/1 | 4 | 3 | 1 | 0.0 | 0 | | 0 | 0 | - | 0 | 2 | 0 | 0 | 0 |
| 12/28 | at Den. | L | | (INACTIVE - ANKLE) | | | | | | | | | | | | | |
| Totals | | | 13/4 | 48 | 40 | 8 | 0.0 | 0.0 | | 1 | 28 | 28 | 0 | 12 | 1 | 1 | 0 |



JON CONDO

LONG SNAPPER | MARYLAND | 6-3 | 240
ACQUIRED: FA-'06 | NFL EXP.: 10 | RAIDERS EXP.: 10
HOMETOWN: PHILIPSBURG, PA. | BORN: 08/26/81

59

TRANSACTIONS: Signed by Dallas Cowboys as an undrafted free agent, April 29, 2005... Waived by Cowboys, Sept. 28, 2005... Signed by New England Patriots as a reserve/future free agent, Jan. 17, 2006... Waived by Patriots, Aug. 21, 2006... Signed by Oakland Raiders to practice squad, Nov. 30, 2006... Signed by Raiders as a reserve/future free agent, Jan. 3, 2007... Re-signed by Raiders as an exclusive-rights player, March 20, 2008... Re-signed by Raiders as an exclusive-rights player, March 16, 2009... Re-signed by Raiders as a restricted free agent, March 16, 2010... Re-signed by Raiders as an unrestricted free agent, July 31, 2011.

CAREER: Athletic veteran has handled long-snapping duties for the Raiders the past nine seasons... Plays critical role in the Oakland kicking game, which has featured K Sebastian Janikowski, P Shane Lechler and P Marquette King... Has earned a pair of Pro Bowl selections (2009, 2011)... Played in 141 straight games from 2007-15 before a shoulder injury last year forced him to miss the final three games.

2015: Played in 13 games before missing the final three contests due to a shoulder injury suffered in Week 14 at Denver... Had his consecutive games played streak snapped at 141 games... Posted two special teams tackles and recovered his third career fumble... Helped P Marquette King set a franchise record with 40 punts placed inside the opponents' 20-yard line and finish second in the NFL in the category... Also helped K Sebastian Janikowski reach 52 career FGs of 50-or-more yards, which tied the NFL record... Placed on the Reserve/Injured List on Dec. 16... **(9/13) vs. Cin.:** Paced team with two special teams tackles... Also snapped on six punts... **(9/20) vs. Bal.:** Snapped on three FGs and four PATs... **(9/27) at Cle.:** Snapped on two FGs and three PATs... **(10/11) vs. Den.:** Snapped for Janikowski's 241st career game, setting the Raiders' all-time record... **(10/25) at SD:** Snapped on three FGs and four PATs... **(11/1) vs. NYJ:** Snapped on three FG attempts and four PATs... **(11/22) at Det.:** Snapped on two FGs, including a 56-yarder that marked the team's longest of the season... Also snapped on five punts and one PAT... **(12/13) at Den.:** Recovered a muffed punt, diving on a loose ball in the fourth quarter... Recovery marked his first fumble recovery of the season and the third of his career... Play set up the Raiders' go-ahead TD drive in a 15-12 win... Injured his shoulder on the play, but returned to snap on a fourth quarter FG attempt... Snapped on a season-high 10 punts, helping King tie a franchise record with five punts placed inside the 20-yard line.

2014: Snapped in all 16 games for the eighth straight season... Helped P Marquette King establish franchise records with 109 punts and 4,930 yards... Also recorded two special teams tackles and one fumble recovery... **(9/7) at NYJ:** Snapped on nine punts and two PATs... **(9/21) at NE:** Assisted on a tackle in punt coverage... **(9/28) vs. Mia.:** Pounced on a second-quarter fumble in punt coverage... Marked second career fumble recovery, both on special teams... **(10/12) vs. SD:** Assisted on a tackle in punt coverage... **(10/19) vs. Ari.:** Snapped on two FGs, one from 53 yards out, and six punts... **(12/7) vs. SF:** Snapped on K Sebastian Janikowski's season-long 57-yard FG in the first quarter... **(12/14) at KC:** Snapped on a season-high 11 punts and two FG attempts... Assisted on a special teams tackle in punt coverage... **(12/21) vs. Buf.:** Snapped on six punts, helping King become the first Raider to reach 100 punts in a season... Also snapped on five FG attempts, as Janikowski hit from 45, 36, 38, and 49 yards out.

2013: Played in all 16 games, eclipsing the 100-game mark for his career... Served as special teams captain... Snapped for P Marquette King, who led the NFL with a 48.9-yard average per punt... Marked the third time he has snapped for a league leader in punting (Shane Lechler; 2007 and 2009)... **(9/8) at Ind.:** Played in 100th career game... Credited with an assisted tackle on special teams... **(9/15) vs. Jac.:** Notched a special teams stop for the second straight game... **(9/29) vs. Was.:** Played in 100th consecutive game, all with the Raiders... **(10/13) at KC:** Posted his third special teams tackle of the season, stopping PR Dexter McCluster on a second-quarter punt... **(10/27) vs. Pit.:** Assisted on a tackle on punt coverage, combining with CB Taiwan Jones to tackle PR Antonio Brown in the third quarter... **(11/3) vs. Phi.:** Snapped on a season-long 53-yard FG by K Sebastian Janikowski... **(11/10) at NYG:** Recorded a fourth-quarter special teams tackle on punt coverage... **(11/28) at Dal.:** Posted a third-quarter special teams tackle on punt coverage... **(12/29) vs. Den.:** Downed a second-quarter punt on Denver's 11-yard line.

2012: Played in all 16 games... Was perfect on all 137 snaps, picked up five special teams tackles and recovered a muffed punt... Voted by his teammates as the annual Commitment to Excellence Award winner, which signifies excellence in work ethic, dedication and spirit on and off the field... **(9/10) vs. SD:** Sustained a concussion covering a punt early in second quarter and did not return... **(9/23) vs. Pit.:** Snapped for K Sebastian Janikowski's game-tying and game-ending FGs in fourth quarter of 34-31 win... **(10/21) vs. Jac.:** Voted a game-week captain prior to contest... **(10/28) at KC:** Posted his second career fumble recovery.

AT A GLANCE

- Durable veteran has handled long-snapping duties for the Raiders the last nine seasons, snapping successfully for Pro Bowl specialists Sebastian Janikowski and Shane Lechler, as well as Marquette King, who set a franchise record with 40 punts placed inside the opponents' 20-yard line in 2015.
- Has earned two trips to the Pro Bowl, in 2009 and 2011.
- Owns 41 career special teams tackles and three fumble recoveries.
- Was a first-team all-state running back in high school, competing in Central Pennsylvania.



CONDO

2011: Played in all 16 games for the fifth straight season, adding three solo tackles on special teams...Added to the AFC Pro Bowl roster as a need player...Snapped for K Sebastian Janikowski, who was selected for his first career Pro Bowl...Also snapped for P Shane Lechler, who posted the fourth highest punting average (50.8) in NFL history...Helped Janikowski achieve NFL Special Teams Player of the Month honors in both September and November...(9/12) at Den.: In 23-20 win, snapped on three FGs, including Janikowski's NFL-record-tying 63-yarder...Also initiated Lechler's 77-yard punt, tying a then-franchise mark...(9/25) vs. NYI: Snapped on a 56-yard FG by Janikowski in 34-24 win...(10/9) at Hou.: Snapped on three FGs of 50-plus yards (54, 55, 50) by Janikowski, as Oakland tied the NFL single-game record for most FGs of 50-or-more yards...Janikowski's 55-yarder marked the longest kick in Reliant Stadium history...Also snapped on a fake punt advanced 35 yards by CB Rock Cartwright for a key first down in emotional win...(10/16) vs. Cle.: Snapped on a fake FG resulting in a 35-yard TD pass from Lechler to TE Kevin Boss, in 24-17 victory...(11/27) vs. Chi.: Part of record-setting kicking performances by both Janikowski and Lechler...Snapped on an 80-yard punt by Lechler, longest in franchise history...Also snapped on a team-record six FGs by Janikowski...(12/24) at KC: Snapped on the game-winning, 36-yard FG by Janikowski in overtime.

2010: Snapped for K Sebastian Janikowski, who set a franchise record with 142 points...Also snapped for P Shane Lechler, who was tabbed for first-team All-Pro honors by the Associated Press...Posted six tackles (five solo), one forced fumble and one fumble recovery on special teams...(9/12) at Ten.: Snapped on a season-long 68-yard punt by Lechler...Recorded two special teams tackles...(9/26) at Ari.: Snapped on three successful attempts, including a 54-yarder...Recovered a muffed punt that set up a first-quarter FG, and added a special teams tackle...(10/24) at Den.: Forced a fumble in punt coverage...Helped set an NFL record by snapping on eight successful PATs...(10/31) vs. Sea.: Snapped on four FGs, including a 49-yarder...(11/7) vs. KC: Snapped on three successful FGs, including game-tying 41-yarder with three seconds remaining in regulation, and 33-yard overtime winner...(12/26) vs. Ind.: Snapped on four successful FGs, including 59-yard FG that marked the third longest in Raiders history.

2009: Added to the AFC roster as a need player for the Pro Bowl in South Florida...Snapped for P Shane Lechler, who posted a 51.1-yard gross average, the second best mark in NFL history...Tied for third on the team with a career-high 10 special teams tackles...(9/20) at KC: Snapped on a 54-yard FG by K Sebastian Janikowski...(10/4) at Hou.: Posted two tackles (one solo) on special teams...(11/15) vs. KC: Assisted on two tackles on special teams...(11/22) vs. Cin.: Part of Janikowski's 33-yard game-winner with 15 seconds left...(12/13) vs. Was.: Snapped on a 54-yard FG by Janikowski...(12/20) at Den.: Initiated another 54-yard Janikowski FG...(12/27) at Cle.: Snapped on Janikowski's 61-yard FG, which set a then-Raiders record and marked the third longest FG in NFL history...(1/3/10) vs. Bal.: Successfully snapped on two FGs as Janikowski became the first Raider to reach 1,000 career points.

2008: Played in 16 games, handling all long-snapping duties and collecting four special teams tackles...(9/14) at KC: Snapped on a then-franchise-record 56-yard FG by K Sebastian Janikowski...(10/19) vs. NYI: Snapped on Janikowski's 57-yard game-winner, longest overtime FG in NFL annals...(11/16) at Mia.: Contributed two special teams tackles...(12/21) vs. Hou.: Recorded two tackles on special teams.

2007: Earned roster spot out of training camp and played in all 16 games, handling all snaps and contributing six tackles on special teams...(9/9) vs. Det.: Made first appearance as a Raider.

2006 (with NE and Oak.): In training camp with New England...Was waived on Aug. 21, then signed to Raiders practice squad on Nov. 29.

2005 (with Dal.): Played in three games for Cowboys...Was waived on Sept. 28...(9/11) at SD: Made NFL debut.


COLLEGE: Served as Maryland's long snapper and reserve defensive end, helping Terps to appearances in Orange, Peach and Gator bowls...Was atop the depth chart at long snapper for 38 straight games...Became the first pure long snapper to earn Maryland's top special teams honor...Majored in science education.

PERSONAL: Attended Philipsburg-Osceola (Pa.) High School...Named first-team all-state (Pittsburgh Post-Gazette) as a senior after rushing for nearly 1,000 yards and totaling more than 100 tackles, including 13 sacks...Also had three INTs...Unanimous All-Big 8 selection as a running back, linebacker and punter...Nominated for the Big 33 All-Star Game...As a junior, was a first-team all-conference selection at running back, linebacker and punter, after rushing for 1,008 yards and nine TDs while averaging 17 tackles per game...Set school career records in rushing yards (2,700) and tackles (374)...Volunteered his time with the Easter Seals Kaleidoscope After School Program in September 2011...Attended Children's Hospital and Research Center of Oakland-Sports Medicine Clinic in April 2013...Played in the annual Madden-Mariucci bocce ball tournament in June 2013...Participated in many community events throughout the 2013 season, making appearances at various schools and hospitals...In 2014, attended Mohr Elementary School's "Fun Run"...Also participating in the tree decorating event with the Raiders Women's Association and a Toys for Tots drive in December.

ADDITIONAL STATISTICS: Special teams tackles – 6 in 2007, 4 in 2008, 7 in 2009, 5 in 2010, 4 in 2011, 5 in 2012, 6 in 2013, 2 in 2014, 2 in 2015; NFL totals: 41. Special teams fumble recoveries – 1 in 2012, 1 in 2014, 1 in 2015; NFL totals: 3.

JON CONDO GAMES PLAYED/STARTED

| Year | Team | GP | GS |
|---------------|---------|------------|----------|
| 2005 | Dallas | 3 | 0 |
| 2007 | Oakland | 16 | 0 |
| 2008 | Oakland | 16 | 0 |
| 2009 | Oakland | 16 | 0 |
| 2010 | Oakland | 16 | 0 |
| 2011 | Oakland | 16 | 0 |
| 2012 | Oakland | 16 | 0 |
| 2013 | Oakland | 16 | 0 |
| 2014 | Oakland | 16 | 0 |
| 2015 | Oakland | 13 | 0 |
| Totals | | 144 | 0 |



AMARI COOPER

WIDE RECEIVER | ALABAMA | 6-1 | 210
 ACQUIRED: D1-'15 | NFL EXP.: 2 | RAIDERS EXP.: 2
 HOMETOWN: MIAMI, FLA. | BORN: 06/17/94

89

TRANSACTIONS: Selected by Oakland Raiders in the first round (fourth overall) of the 2015 NFL Draft, April 30, 2015.

2015: Explosive rookie finished the year with 16 games played (15 starts), 72 receptions for 1,070 yards and six TDs...Earned a trip to his first Pro Bowl...Also named to the Pro Football Writers of America's All-Rookie Team...Led all NFL rookies in receptions, receiving yards, receiving yards per game and tied for the lead in receiving TDs...Yardage total is the seventh best by a rookie since the 1970 AFL-NFL merger...Set franchise rookie records for receptions in just eight games and receiving yards in 11 games...Also holds franchise rookie record with five 100-yard receiving games...Recorded the most receptions (72) and tied for the most 100-yard games (five) by any NFL player 21 years old or younger...**(9/13) vs. Cin.:** Earned the start in his NFL debut...Caught five passes for a team-high 47 yards (9.4 avg.) with a 24-yard long...**(9/20) vs. Bal.:** Started and recorded his first 100-yard game and first NFL TD, which came on a 68-yard pass from QB Derek Carr on the opening possession...Marked longest receiving TD by a rookie Raider since 2009...Finished with seven catches for 109 yards (15.6 avg.)...**(9/27) at Cle.:** Totaled 134 yards on eight receptions (16.8 avg.), notching his second straight 100-yard game...Tied Raiders single-game receptions record for a rookie...First Raiders rookie with 100 yards receiving in back-to-back games since 1993, and the first Raider since 2005...**(10/4) at Chi.:** Hauled in four receptions for 49 yards with a 26-yard TD in the back of the end zone in the second quarter...**(10/11) vs. Den.:** Finished the game with four receptions for 47 yards (11.8 avg.)...Recorded first career rushing attempt, a 2-yard gain, on a lateral pass from Carr...**(10/25) at SD:** Notched third 100-yard receiving game with five catches for 133 yards (26.6 avg.) with a 52-yard TD reception...Became the first rookie since Mike Ditka in 1961 with three 100-yard performances through his team's first six games...**(11/1) vs. NY:** Started and totaled five receptions for 46 yards (9.2 avg.)...**(11/8) at Pitt.:** Hauled in seven passes for 88 yards (12.6 avg.) with a TD...Set the franchise rookie receptions record, passing Zach Miller (44 in 2007) and Tim Brown (43 in 1988)...**(11/15) vs. Min.:** Recorded five receptions for a team-leading 79 yards (15.8 avg.), including a 38-yard long...Became the third rookie since the 1970 merger with 700 receiving yards through nine games...**(11/29) at Ten.:** Caught seven passes for a game-high 115 yards (16.4 avg.) with a 41-yard long...Set franchise records for receiving yards by a rookie, passing James Jett (771 in 1993), and 100-yard receiving games by a rookie, passing Denarius Moore (three in 2011)...**(12/6) vs. KC:** Started and recorded four receptions for a team-leading 69 yards...Added one rushing attempt for a 7-yard loss...**(12/20) vs. GB:** Recorded 120 yards on six receptions (20.0 avg.) with two TD receptions...Became the first Raiders rookie, and the first Raider since Randy Moss in 2005, to eclipse 1,000 receiving yards in a season...Is the fourth NFL player with 1,000 receiving yards at age 21 or younger...Set the franchise record for receiving TDs by a rookie wide receiver...Recorded the first multi-TD game by a Raiders rookie since Moore in 2011...Marked his fifth 100-yard game, tied for the third most by a rookie since 1960...**(1/3/16) at KC:** Started and hauled in two receptions for 20 yards...Passed Keenan Allen (71) for the most receptions by an NFL wide receiver 21 years old or younger.

AT A GLANCE

- Had one the most impressive rookie seasons in franchise history, setting franchise rookie receiving records for receptions (72), receiving yards (1,070) and 100-yard games (five).
- Led all NFL rookies in receptions, receiving yards, receiving yards per game and tied for the lead in receiving TDs in 2015.
- Alabama's all-time leader in every major receiving category, including receptions (228), receiving yards (3,463) and receiving TDs (31).
- Left college near the top of the SEC's receiving record books in every major category, finishing third all-time in receptions, second all-time in receiving yards and tied for first in receiving TDs.
- Finished third in voting for the Heisman Trophy in 2014, when he led the nation with 124 receptions and 1,727 receiving yards to go along with 16 receiving TDs.



COLLEGE: Played three years at Alabama, appearing in 40 games and making 30 starts...Finished his career as the Crimson Tide's most productive wide receiver in their illustrious history...Set school records with 228 receptions, 3,463 receiving yards and 31 receiving TDs...Averaged 15.2 yards per catch...Ranks near the top of the SEC's receiving record books in every major category, finishing third all-time in receptions, second all-time in receiving yards and tied for first in receiving TDs...Became just the second player in Alabama history to record two 1,000-yard receiving seasons (2012 and 2014)...Finished with 14 career 100-yard receiving games, a school record...Started all 14 games as a junior in 2014, producing one of the most prolific seasons in college football history...Finished with 124 receptions for 1,727 yards (13.9 avg.) and 16 TDs...Led the nation in receiving yards and receptions...His 124 receptions were the fourth most by any player from a Power Five conference in FBS history as well as a school and SEC record...Set Alabama and SEC records with his 1,727 receiving yards...Broke his own school mark (11 in 2012) with 16 receiving TDs...Finished second nationally in receptions per game (8.9) and receiving TDs (16)...Recorded seven 100-yard receiving games, a single-season school record...Awarded the Biletnikoff Award, given annually to the nation's most out-

COOPER

standing receiver...Was a finalist for the Heisman Trophy, finishing third in the voting...Named SEC Offensive Player of the Year...A unanimous first-team All-American...Named first-team All-SEC by the Associated Press and league coaches...Finalist for the Walter Camp Player of the Year...Played in 12 games with seven starts as a sophomore...Totaled 45 receptions for 736 yards (16.4 avg.) and four TDs after injuries slowed him to start the year...His 45 receptions and 736 receiving yards led the team...Played in 14 games with nine starts as a true freshman, setting school freshman records...Posted 59 receptions for 1,000 yards (16.9 avg.) and 11 TDs...Led the team in all major receiving categories...Broke the then-school record that stood for 62 years with 11 receiving TDs, while breaking freshman records for receptions and receiving yards (Julio Jones in 2008)...Earned Freshman All-American honors...Selected to the SEC All-Freshman team by league coaches...Set an Alabama freshman record with 162 receiving yards on seven receptions against Tennessee...Posted six receptions for 105 yards and two TDs in Alabama's BCS National Championship Game victory against Notre Dame.

PERSONAL: Attended Miami (Fla.) Northwestern Senior High School...Teammates with Vikings QB Teddy Bridgewater...Caught 33 passes for 722 yards as a senior, earning a first-team Florida High School Sports Association 8A All-State selection...Totaled 16 receptions for 175 yards and four TDs as a junior in 2010...Participated in the Under Armour All-America Game, totaling a 75-yard receiving TD and a 93-yard punt return for a score...Listed as the nation's No. 7 wide receiver by ESPN.

ADDITIONAL STATISTICS: Miscellaneous tackles – 1 in 2015. Punt returns – 8 in 2015. Punt return yards – 41 in 2015.

SINGLE-GAME HIGHS: RECEIVING: Receptions – 8, 9/27/15 at Cle. Yards – 134, 9/27/15 at Cle. Long – 68t, 9/20/15 vs. Bal. Touchdowns – 2, 12/20/15 vs. GB. RUSHING: Rushes – 1, three times; last: 12/6/15 vs. KC. Yards – 2, two times; last: 11/1/15 vs. NYJ. Long – 2, two times; last: 11/1/15 vs. NYJ.


AMARI COOPER'S CAREER STATISTICS

| Year | Team | GP | GS | RECEIVING | | | | | TD | RUSHING | | | | | TOTAL OFFENSE |
|--------|---------|----|----|-----------|-------|------|-----|----|----|---------|------|------|-----|----|---------------|
| | | | | Rec. | Yds. | Avg. | Lg. | TD | | Att. | Yds. | Avg. | Lg. | TD | |
| 2015 | Oakland | 16 | 15 | 72 | 1,070 | 14.9 | 68t | 6 | | 3 | -3 | -1.0 | 2 | 0 | 1,067 |
| Totals | | 16 | 15 | 72 | 1,070 | 14.9 | 68t | 6 | | 3 | -3 | -1.0 | 2 | 0 | 1,067 |

AMARI COOPER GAME-BY-GAME

2015, OAKLAND (7-9)

| Date | Opp. | W/L | GP/GS | RECEIVING | | | | | TD | RUSHING | | | | | TOTAL OFFENSE |
|--------|---------|-----|-------|-----------|-------|------|-----|----|----|---------|------|------|-----|----|---------------|
| | | | | Rec. | Yds. | Avg. | Lg. | TD | | Att. | Yds. | Avg. | Lg. | TD | |
| 9/13 | Cin. | L | 1/1 | 5 | 47 | 9.4 | 24 | 0 | | 0 | 0 | - | - | 0 | 47 |
| 9/20 | Bal. | W | 1/1 | 7 | 109 | 15.6 | 68t | 1 | | 0 | 0 | - | - | 0 | 109 |
| 9/27 | at Cle. | W | 1/1 | 8 | 134 | 16.8 | 40 | 0 | | 0 | 0 | - | - | 0 | 134 |
| 10/4 | at Chi. | L | 1/1 | 4 | 49 | 12.3 | 26t | 1 | | 0 | 0 | - | - | 0 | 49 |
| 10/11 | Den. | L | 1/1 | 4 | 47 | 11.8 | 21 | 0 | | 1 | 2 | 2.0 | 2 | 0 | 49 |
| 10/25 | at SD | W | 1/0 | 5 | 133 | 26.6 | 52t | 1 | | 0 | 0 | - | - | 0 | 133 |
| 11/1 | NYJ | W | 1/1 | 5 | 46 | 9.2 | 13 | 0 | | 1 | 2 | 2.0 | 2 | 0 | 48 |
| 11/8 | at Pit. | L | 1/1 | 7 | 88 | 12.6 | 21 | 1 | | 0 | 0 | - | - | 0 | 88 |
| 11/15 | Min. | L | 1/1 | 5 | 79 | 15.8 | 38 | 0 | | 0 | 0 | - | - | 0 | 79 |
| 11/22 | at Det. | L | 1/1 | 1 | 4 | 4.0 | 4 | 0 | | 0 | 0 | - | - | 0 | 4 |
| 11/29 | at Ten. | W | 1/1 | 7 | 115 | 16.4 | 41 | 0 | | 0 | 0 | - | - | 0 | 115 |
| 12/6 | KC | L | 1/1 | 4 | 69 | 17.3 | 23 | 0 | | 1 | -7 | -7.0 | -7 | 0 | 62 |
| 12/13 | at Den. | W | 1/1 | 0 | 0 | - | - | 0 | | 0 | 0 | - | - | 0 | 0 |
| 12/20 | GB | L | 1/1 | 6 | 120 | 20.0 | 41 | 2 | | 0 | 0 | - | - | 0 | 120 |
| 12/24 | SD | W | 1/1 | 2 | 10 | 5.0 | 7 | 0 | | 0 | 0 | - | - | 0 | 10 |
| 1/3/16 | at KC | L | 1/1 | 2 | 20 | 10.0 | 14 | 0 | | 0 | 0 | - | - | 0 | 20 |
| Totals | | | 16/15 | 72 | 1,070 | 14.9 | 68t | 6 | | 3 | -3 | -1.0 | 2 | 0 | 1,067 |



MICHAEL CRABTREE

WIDE RECEIVER | TEXAS TECH | 6-1 | 215
 ACQUIRED: UFA-'15 (SF) | NFL EXP.: 8 | RAIDERS EXP.: 2
 HOMETOWN: DALLAS, TEXAS | BORN: 09/14/87

15

TRANSACTIONS: Selected by San Francisco 49ers in the first round (10th overall) of the 2009 NFL Draft, April 25, 2009...Signed by Oakland Raiders as an unrestricted free agent, April 13, 2015.

CAREER: Veteran wide receiver enters his second season with the Silver and Black after six years with the San Francisco 49ers...Career totals include 95 games played with 92 starts, 432 receptions for 5,249 yards (12.2 avg.) and 35 TDs...Also has three rushing attempts for 18 yards in his career...Postseason totals include eight games played with 40 receptions for 516 yards (12.9 avg.) and four TDs...Led the Raiders and tied career highs for receptions (85) and receiving TDs (nine) in his first season with the Raiders in 2015...Signed an extension with Oakland in 2015...Has caught at least one pass in all 95 career games, with at least three receptions in 82 contests...Owns 11 regular season 100-yard performances, including a career-high 172 yards (Dec. 30, 2012 vs. Ari)...Has tallied five two-TD games, including one in 2015...In 2014, started all 16 games for the second time in his career, totaling 68 receptions for 698 yards (10.3 avg.) with four TDs...In 2013, missed the first 11 games of the season with an Achilles injury...Set career highs in 2012 with 85 receptions for 1,105 yards and nine TDs...Became the first 49ers wide receiver with a 1,000-yard season since Terrell Owens in 2003...Helped the 49ers to an appearance in Super Bowl XLVII following the 2012 campaign...Appeared in all 16 games in 2010, amassing 741 yards on 55 receptions with six TDs...As a rookie in 2009, started the 49ers' final 11 games of the season and notched 48 catches for 625 yards with two TDs...Originally selected by the 49ers as the 10th overall pick in the 2009 NFL Draft.

AT A GLANCE

- Led the Raiders and tied career highs for receptions (85) and receiving TDs (nine) in his first season with the team last year.
- Has caught at least one pass in all 95 career regular season games, including 82 contests with at least three receptions.
- A proven postseason performer, boasts 40 receptions for 516 yards and four TDs in eight career games with seven starts, including one in Super Bowl XLVII vs. Balti more.
- One of the most productive receivers in college football history at Texas Tech, set NCAA records for receptions (231) and receiving TDs (41) in a two-year span, finishing with 3,127 yards.
- Two-time consensus All-American and Biletnikoff Award winner (2007 and 2008).

2015: Played in 16 games with 15 starts in his first season with the Silver and Black...Led the team with 85 receptions and nine TDs and finished second on the team with 922 receiving yards...Reception and TD totals tied his career highs set in 2012...Became the first Raider with 85-plus receptions since Charlie Garner and Jerry Rice in 2002...Joins Rice and Tim Brown (1994-97, 1999 and 2001) as the only Raiders wide receivers with 85 catches in a season...Tied for the NFL lead with six TD receptions of 25-plus yards...Became the fourth different Raider to catch at least three passes in all 16 games and the first since Jerry Porter in 2005...**(9/13) vs. Cin.:** Started in his Raiders debut...Caught five passes for 37 yards (7.4 avg.)...**(9/20) vs. Bal.:** Posted his first 100-yard receiving game with the Raiders...Finished the game with a team-high nine catches and 111 yards (12.3 avg.) with a 29-yard TD grab in the third quarter...Along with WR Amari Cooper, part of the first pair of Raiders receivers to post 100 yards with one TD each in a game since Randy Moss and Doug Gabriel did so in 2005...**(10/4) at Chi.:** Started and led the team with five receptions and 80 yards (16.0 avg.) with a 25-yard long...**(10/11)**

vs. Den.: Recorded four receptions for 54 yards (13.5 avg.) with a 25-yard long...**(10/25) at SD:** Hauled in a team-high six catches for 63 yards (10.5 avg.) with a 25-yard TD...**(11/1) vs. NYJ:** Recorded his 10th career 100-yard receiving game, his second as a Raider, catching seven passes for 102 yards with one TD...Scored on a 36-yard TD reception in the second quarter after breaking multiple tackles...**(11/8) at Pit.:** Finished with seven receptions for 108 yards (15.4 avg.) and two TDs including a 38-yard long...Marked fifth career multi-TD game...Caught a TD pass in three straight games for the second time in his career (2012)...Recorded 100 yards in back-to-back games within a season for the first time...Tied the game late in the fourth quarter with his 38-yard TD reception...**(11/22) at Det.:** Caught a team-high six passes for 50 yards (8.3 avg.)...Eclipsed 400 career receptions and 5,000 career receiving yards for his career during the game...**(11/29) at Ten.:** Started and recorded four receptions for 19 yards (4.8 avg.) with a TD...Hauled in a 7-yard TD from QB Derek Carr...**(12/6) vs. KC:** Recorded five receptions, tied for the team lead, for 45 yards (9.0 avg.) with one TD...Hauled in a 25-yard TD catch after taking a jarring hit in the first quarter...**(12/13) at Den.:** Hauled in four passes for a 14th straight game and the 13th straight in 2015, the longest streak by a Raider in a single season...Finished with 19 receiving yards...**(12/20) vs. GB:** Started and tied for the team lead with six receptions, finishing with 70 yards (11.7 avg.) and a 23-yard long...**(12/24) vs. SD:** Led the team with six receptions for 39 yards (6.5 avg.) and one TD...**(1/3/16) at KC:** Started and recorded three receptions for 34 yards (11.3 avg.) with a 31-yard TD.

2014 (with SF): Started all 16 games for the second time in his career and the first time since 2012...Totaled 68 receptions for 698 yards (10.3 avg.) with four TDs...Added one rushing attempt for four yards...**(9/14) vs. Chi.:** Scored his first TD of the season, totaling seven receptions for 82 yards...**(9/21) at Ari.:** Notched a career-high 10 receptions for 80 yards...Reached the end zone for the second straight game, finishing with one TD...Rushed one time for four yards, marking his third career rushing attempt...**(11/16) at NYG:** Amassed a season-high 85 yards on three receptions with one TD, his fourth of the season...**(12/7) at Oak.:** Targeted a season-high 14 times, finishing with nine receptions for 56 yards in the loss to the Raiders.



2013 (with SF): Spent the majority of the season on the Reserve/Physically Unable to Perform List after suffering an Achilles injury in August...Activated on Nov. 26...Started team's final five games, totaling 19 receptions for 284 yards (14.9 avg.) with one TD...Appeared in all three of the 49ers' playoff games, starting two...Totalled 15 receptions for 203 yards (13.5 avg.) in the postseason...(12/1) vs. **StL**: Made season debut, catching two passes for 68 yards...Tied career long with 60-yard catch in the third quarter...(12/8) vs. **Sea**: Tallied four catches for 40 yards...(12/15) at **TB**: Scored his only TD of the season...Finished with five receptions for 45 yards...(12/23) vs. **Atl**: Registered his first 100-yard game of the season and the eighth of his career...Notched five receptions for 102 yards...**Postseason**: (1/5/14) at **GB**: Started and set a postseason single-game high with 125 yards, marking his third career 100-yard game in the postseason...(1/12/14) at **Car**: Started and caught three passes for 26 yards in the victory...(1/19/14) at **Sea**: Tallied four receptions for 52 yards in the NFC Championship Game against the eventual Super Bowl champion Seahawks.

2012 (with SF): Started all 16 games and finished the season with career highs in receptions (85), receiving yards (1,105) and TDs (nine)...Became the ninth player in 49ers history, and the first since Terrell Owens (1,102 yards) in 2003, to register a 1,000-yard season...Led team in receptions in four of the first five games of the season...In the postseason, started three games and added 20 receptions, 285 yards and three TDs...Named to the USA Today All-Joe Team, recognizing the NFL's best players never selected to a Pro Bowl...(9/9) at **GB**: Opened the season with seven receptions for 76 yards...(9/23) at **Min**: Caught six passes for 40 yards...(10/7) vs. **Buf**: Registered a team-high six receptions for 113 yards with a TD against the Bills...(10/29) at **Ari**: In his 50th NFL game, notched his second two-TD performance of his career...Led the team with five receptions for 72 yards with two TDs, connecting with QB Alex Smith on a 3-yard pass in the first quarter and a 9-yard catch-and-run in the second period...(11/19) vs. **Chi**: Marked his third consecutive game with a TD reception, the longest streak of his career...Notched three catches for 31 yards with the one TD...(12/2) at **StL**: Eclipsed the 100-yard mark for the second time in the season, catching seven passes for 101 yards...(12/9) vs. **Mia**: Tied a then-single-game high with nine receptions for 93 yards...(12/16) at **NE**: Caught multiple TDs for the third time in his career and the second time in 2012, notching 107 yards on seven receptions with two TDs...(12/30) vs. **Ari**: Set a career high with 172 receiving yards on eight receptions, adding two TDs...Marked his third multi-TD game of the season...The 172 receiving yards were the most by a 49ers receiver since Terrell Owens had 191 yards on 12 catches, Nov. 3, 2002 at Oak...**Postseason**: (1/12/13) vs. **GB**: Started and tallied a team-high nine receptions and 119 yards with two TDs in the victory...Marked his first career multi-TD performance and first 100-yard game in the postseason...Along with QB Colin Kaepernick (181 rushing yards) and RB Frank Gore (119 rushing yards), the 49ers became the first team to have two 100-yard rushers and a 100-yard receiver in a playoff game in NFL history...(1/20/13) at **Atl**: Recorded six receptions for 57 yards in the NFC Championship Game...**Super Bowl XLVII (2/3/13) vs. Bal**: Started in the Super Bowl loss, tallying five receptions for 109 yards and one TD, marking his second 100-yard game of the postseason...Recorded a 31-yard TD reception, improving on his postseason-career high.

2011 (with SF): Appeared in 15 games, starting 14, and led the team in receptions (72) and receiving yards (874) with four TDs...(10/16) at **Det**: Hauled in a game-high nine receptions for 77 yards, tying his then-career high...(11/14) vs. **NYG**: Converted on a two-point conversion in the fourth quarter, his first and the 49ers' first since Sept. 20, 2010...(11/20) vs. **Ari**: Marked his third career 100-yard performance with seven receptions for 120 yards...(12/4) vs. **StL**: Caught a season-long 52-yard TD pass in the third quarter, marking his second scoring catch of the season...(12/24) at **Sea**: Led the team with five catches for 85 yards, including a 41-yard reception that set up the game-winning FG from 39-yards out with 3:01 remaining in the game...(1/1/12) at **StL**: Caught eight passes for 86 yards and two TDs in the season finale, marking his first career multi-TD outing...**Postseason**: (1/14/12) vs. **NO**: Started in his NFL postseason debut, catching four passes for 25 yards with one TD...(1/22/12) vs. **NYG**: Started and caught one pass for three yards in the NFC Championship Game loss to the Giants.

2010 (with SF): Played in all 16 games with 15 starts...Totalled 55 receptions for 741 yards (13.5 avg.) and six TDs, including a long of 60 yards...(10/10) vs. **Phi**: Registered nine receptions for 105 yards and one TD, marking his first 100-yard performance...His nine receptions also set a new career high...Became the first 49ers wide receiver to record a 100-yard game since WR Isaac Bruce did so on Nov. 24, 2008...Along with TE Vernon Davis, the duo became the first set of 49ers teammates to eclipse the 100-yard plateau in the same game since Jan. 3, 2000, when WR Jerry Rice (143 yards) and WR J.J. Stokes (130 yards) each reached the mark...(10/17) vs. **Oak**: Tallied his second TD of the season against the Raiders, recording four receptions for 57 yards with one TD...(10/31) vs. **Den**: Finished with three receptions for 53 yards with a 28-yard TD...(11/14) vs. **StL**: Registered his fourth TD of the season on a 16-yard pass from QB Troy Smith to give the 49ers a 20-17 lead in the fourth quarter...(12/26) at **StL**: Set a then-career high with 122 yards on six catches with one TD, a career-long 60-yard TD reception from Smith.

2009 (with SF): Started 11 games in his rookie campaign after signing his rookie contract on Oct. 7...Hauled in at least three passes in all 11 games played as a rookie and totaled at least 50 receiving yards in eight contests...Finished the regular season ranked first among all NFL rookies with 56.8 receiving yards per game...Ranks tied for fourth among all rookies in franchise history with 48 receptions and fourth among 49ers rookies with 625 receiving yards...Ranked second on the team in receiving yards and fourth in receptions...(10/25) at **Hou**: Made his NFL debut, starting at wide receiver and catching five passes for 56 yards...(11/22) at **GB**: Recorded his first career TD on a 38-yard strike from QB Alex Smith...(12/14) vs. **Ari**: Notched another TD on a 35-yard pass from Smith...Finished the game with five catches for 67 yards.

COLLEGE: Played two seasons (2007-08) at Texas Tech, finishing his career as college football's most productive receiver over those two years...Twice honored with the Fred Biletnikoff Award, given to the nation's top wide receiver, becoming the first first-year player to receive the award in 2007...Also won the Paul Warfield Award in 2007 and 2008...A two-time consensus All-American and Big-12 selection...Finished his collegiate career with 26 games played, 231 receptions for 3,127 yards (13.5 avg.) and 41 TDs...Broke Wes Welker's school record of 3,069 career receiving yards...Became seventh player in conference history to gain over 3,000 receiving yards...Ranks fifth in NCAA history with 120.3 receiving yards per game and sixth all-time with 41 TDs...His 41 scores shattered the previous school record of 30 TDs...Career totals set NCAA records for catches and TDs in a two-year span...Put together a string of 13 straight games with at least one TD and five receptions...In 2008, registered 1,165 yards on 97 receptions for 22 TDs, earning him a fifth-place finish in the 2008 Heisman Trophy voting...His 97 catches ranked seventh in the NCAA and second in the Big 12...As a freshman in 2007, set NCAA freshman single-season records with 134 receptions for 1,962 yards and 22 TDs...Led the NCAA in receiving yards and TDs, and his yardage total was the third best in NCAA history...Redshirted as a true freshman in 2006 as he transitioned from quarterback to wide receiver...Majored in general studies.

PERSONAL: Attended David W. Carter High School in Dallas, Texas...Was a four-star recruit as a quarterback, finishing his senior season with 870 passing yards and 11 TDs on 45-of-100 passing...Also rushed for 646 yards and nine TDs on 100 carries...Also played basketball and ran track in high school...As a starter on the basketball team, was one of the top 51 recruits in the state of Texas going into college.

CRABTREE

ADDITIONAL STATISTICS: Miscellaneous tackles – 3 in 2009, 3 in 2010, 1 in 2015; NFL totals: 7.

SINGLE-GAME HIGHS: RECEIVING: Receptions – 10, 9/21/14 at Ari. Yards – 172, 12/30/12 vs. Ari. Long – 60, two times; last: 12/1/13 vs. StL. Touchdowns – 2, five times; last: 11/8/15 at Pit. RUSHING: Rushes – 1, three times; last: 9/21/14 at Ari. Yards – 8, 10/29/12 at Ari. Long – 8, 10/29/12 at Ari.

MICHAEL CRABTREE'S CAREER STATISTICS

| Year | Team | GP | GS | RECEIVING | | | | | TD | RUSHING | | | | | TOTAL OFFENSE |
|-------------------|---------------|-----------|-----------|------------|--------------|-------------|------------|-----------|----|----------|-----------|------------|----------|----------|------------------|
| | | | | Rec. | Yds. | Avg. | Lg. | TD | | Att. | Yds. | Avg. | Lg. | TD | |
| 2009 | San Francisco | 11 | 11 | 48 | 625 | 13.0 | 50 | 2 | | 0 | 0 | - | - | 0 | 625 |
| 2010 | San Francisco | 16 | 15 | 55 | 741 | 13.5 | 60t | 6 | | 0 | 0 | - | - | 0 | 741 |
| 2011 | San Francisco | 15 | 14 | 72 | 874 | 12.1 | 52t | 4 | | 1 | 6 | 6.0 | 6 | 0 | 880 |
| 2012 | San Francisco | 16 | 16 | 85 | 1,105 | 13.0 | 49t | 9 | | 1 | 8 | 8.0 | 8 | 0 | 1,113 |
| 2013 | San Francisco | 5 | 5 | 19 | 284 | 14.9 | 60 | 1 | | 0 | 0 | - | - | 0 | 284 |
| 2014 | San Francisco | 16 | 16 | 68 | 698 | 10.3 | 51 | 4 | | 1 | 4 | 4.0 | 4 | 0 | 702 |
| 2015 | Oakland | 16 | 15 | 85 | 922 | 10.8 | 38t | 9 | | 0 | 0 | - | - | 0 | 922 |
| Totals | | 95 | 92 | 432 | 5,249 | 12.2 | 60t | 35 | | 3 | 18 | 6.0 | 8 | 0 | 5,267 |
| POSTSEASON | | | | | | | | | | | | | | | |
| 2011 | San Francisco | 2 | 2 | 5 | 28 | 5.6 | 9 | 1 | | 0 | 0 | - | - | 0 | 28 |
| 2012 | San Francisco | 3 | 3 | 20 | 285 | 14.3 | 33 | 3 | | 0 | 0 | - | - | 0 | 285 |
| 2013 | San Francisco | 3 | 2 | 15 | 203 | 13.5 | 31 | 0 | | 0 | 0 | - | - | 0 | 203 |
| Totals | | 8 | 7 | 40 | 516 | 12.9 | 33 | 4 | | 0 | 0 | - | - | 0 | 516 |

MICHAEL CRABTREE GAME-BY-GAME

2015, OAKLAND (7-9)

| Date | Opp. | W/L | GP/GS | RECEIVING | | | | | TD | RUSHING | | | | | TOTAL OFFENSE |
|---------------|---------|-----|--------------|-----------|------------|-------------|------------|----------|----|----------|----------|----------|----------|----------|------------------|
| | | | | Rec. | Yds. | Avg. | Lg. | TD | | Att. | Yds. | Avg. | Lg. | TD | |
| 9/13 | Cin. | L | 1/1 | 5 | 37 | 7.4 | 11 | 0 | | 0 | 0 | - | - | 0 | 37 |
| 9/20 | Bal. | W | 1/1 | 9 | 111 | 12.3 | 37 | 1 | | 0 | 0 | - | - | 0 | 111 |
| 9/27 | at Cle. | W | 1/1 | 4 | 36 | 9.0 | 14 | 0 | | 0 | 0 | - | - | 0 | 36 |
| 10/4 | at Chi. | L | 1/1 | 5 | 80 | 16.0 | 25 | 0 | | 0 | 0 | - | - | 0 | 80 |
| 10/11 | Den. | L | 1/1 | 4 | 54 | 13.5 | 25 | 0 | | 0 | 0 | - | - | 0 | 54 |
| 10/25 | at SD | W | 1/0 | 6 | 63 | 10.5 | 25t | 1 | | 0 | 0 | - | - | 0 | 63 |
| 11/1 | NYJ | W | 1/1 | 7 | 102 | 14.6 | 36t | 1 | | 0 | 0 | - | - | 0 | 102 |
| 11/8 | at Pit. | L | 1/1 | 7 | 108 | 15.4 | 38t | 2 | | 0 | 0 | - | - | 0 | 108 |
| 11/15 | Min. | L | 1/1 | 4 | 55 | 13.8 | 22 | 0 | | 0 | 0 | - | - | 0 | 55 |
| 11/22 | at Det. | L | 1/1 | 6 | 50 | 8.3 | 15 | 0 | | 0 | 0 | - | - | 0 | 50 |
| 11/29 | at Ten. | W | 1/1 | 4 | 19 | 4.8 | 7t | 1 | | 0 | 0 | - | - | 0 | 19 |
| 12/6 | KC | L | 1/1 | 5 | 45 | 9.0 | 25t | 1 | | 0 | 0 | - | - | 0 | 45 |
| 12/13 | at Den. | W | 1/1 | 4 | 19 | 4.8 | 8 | 0 | | 0 | 0 | - | - | 0 | 19 |
| 12/20 | GB | L | 1/1 | 6 | 70 | 11.7 | 23 | 0 | | 0 | 0 | - | - | 0 | 70 |
| 12/24 | SD | W | 1/1 | 6 | 39 | 6.5 | 11 | 1 | | 0 | 0 | - | - | 0 | 39 |
| 1/3/16 | at KC | L | 1/1 | 3 | 34 | 11.3 | 31t | 1 | | 0 | 0 | - | - | 0 | 34 |
| Totals | | | 16/15 | 85 | 922 | 10.8 | 38t | 9 | | 0 | 0 | - | - | 0 | 922 |

2014, SAN FRANCISCO (8-8)

| Date | Opp. | W/L | GP/GS | RECEIVING | | | | | TD | RUSHING | | | | | TOTAL OFFENSE |
|---------------|---------|-----|--------------|-----------|------------|-------------|-----------|----------|----|----------|----------|------------|----------|----------|------------------|
| | | | | Rec. | Yds. | Avg. | Lg. | TD | | Att. | Yds. | Avg. | Lg. | TD | |
| 9/7 | at Dal. | W | 1/1 | 2 | 25 | 12.5 | 13 | 0 | | 0 | 0 | - | - | 0 | 25 |
| 9/14 | Chi. | L | 1/1 | 7 | 82 | 11.7 | 24 | 1 | | 0 | 0 | - | - | 0 | 82 |
| 9/21 | at Ari. | L | 1/1 | 10 | 80 | 8.0 | 20 | 1 | | 1 | 4 | 4.0 | 4 | 0 | 84 |
| 9/28 | Phi. | W | 1/1 | 5 | 43 | 8.6 | 25 | 0 | | 0 | 0 | - | - | 0 | 43 |
| 10/5 | KC | W | 1/1 | 1 | 16 | 16.0 | 16 | 0 | | 0 | 0 | - | - | 0 | 16 |
| 10/13 | at StL. | W | 1/1 | 3 | 49 | 16.3 | 32t | 1 | | 0 | 0 | - | - | 0 | 49 |
| 10/19 | at Den. | L | 1/1 | 4 | 27 | 6.8 | 11 | 0 | | 0 | 0 | - | - | 0 | 27 |
| 11/2 | StL. | L | 1/1 | 5 | 40 | 8.0 | 15 | 0 | | 0 | 0 | - | - | 0 | 40 |
| 11/9 | at NO | W | 1/1 | 3 | 62 | 20.7 | 51 | 0 | | 0 | 0 | - | - | 0 | 62 |
| 11/16 | at NYG | W | 1/1 | 3 | 85 | 28.3 | 48t | 1 | | 0 | 0 | - | - | 0 | 85 |
| 11/23 | Was. | W | 1/1 | 5 | 58 | 11.6 | 25 | 0 | | 0 | 0 | - | - | 0 | 58 |
| 11/27 | Sea. | L | 1/1 | 3 | 10 | 3.3 | 5 | 0 | | 0 | 0 | - | - | 0 | 10 |
| 12/7 | at Oak. | L | 1/1 | 9 | 56 | 6.2 | 18 | 0 | | 0 | 0 | - | - | 0 | 56 |
| 12/14 | at Sea. | L | 1/1 | 3 | 19 | 6.3 | 10 | 0 | | 0 | 0 | - | - | 0 | 19 |
| 12/20 | SD | L | 1/1 | 1 | 5 | 5.0 | 5 | 0 | | 0 | 0 | - | - | 0 | 5 |
| 12/28 | Ari. | W | 1/1 | 4 | 41 | 10.3 | 20 | 0 | | 0 | 0 | - | - | 0 | 41 |
| Totals | | | 16/16 | 68 | 698 | 10.3 | 51 | 4 | | 1 | 4 | 4.0 | 4 | 0 | 702 |

CRABTREE

MICHAEL CRABTREE GAME-BY-GAME

2013, SAN FRANCISCO (12-4)

| Date | Opp. | W/L | GP/GS | Rec. | RECEIVING | | | | | RUSHING | | | | | TOTAL OFFENSE |
|------------|---------|-----|-------|------|--|------|-----|----|------|---------|------|-----|----|-----|------------------|
| | | | | | Yds. | Avg. | Lg. | TD | Att. | Yds. | Avg. | Lg. | TD | | |
| 9/8 | GB | W | | | (RESERVE/PHYSICALLY UNABLE TO PERFORM LIST - ACHILLES) | | | | | | | | | | |
| 9/15 | at Sea. | L | | | (RESERVE/PHYSICALLY UNABLE TO PERFORM LIST - ACHILLES) | | | | | | | | | | |
| 9/22 | Ind. | L | | | (RESERVE/PHYSICALLY UNABLE TO PERFORM LIST - ACHILLES) | | | | | | | | | | |
| 9/26 | at StL. | W | | | (RESERVE/PHYSICALLY UNABLE TO PERFORM LIST - ACHILLES) | | | | | | | | | | |
| 10/6 | Hou. | W | | | (RESERVE/PHYSICALLY UNABLE TO PERFORM LIST - ACHILLES) | | | | | | | | | | |
| 10/13 | Ari. | W | | | (RESERVE/PHYSICALLY UNABLE TO PERFORM LIST - ACHILLES) | | | | | | | | | | |
| 10/20 | at Ten. | W | | | (RESERVE/PHYSICALLY UNABLE TO PERFORM LIST - ACHILLES) | | | | | | | | | | |
| 10/27 | at Jac. | W | | | (RESERVE/PHYSICALLY UNABLE TO PERFORM LIST - ACHILLES) | | | | | | | | | | |
| 11/10 | Car. | L | | | (RESERVE/PHYSICALLY UNABLE TO PERFORM LIST - ACHILLES) | | | | | | | | | | |
| 11/17 | at NO | L | | | (RESERVE/PHYSICALLY UNABLE TO PERFORM LIST - ACHILLES) | | | | | | | | | | |
| 11/25 | at Was. | W | | | (RESERVE/PHYSICALLY UNABLE TO PERFORM LIST - ACHILLES) | | | | | | | | | | |
| 12/1 | StL. | W | 1/1 | 2 | 68 | 34.0 | 60 | 0 | 0 | 0 | - | - | 0 | 68 | |
| 12/8 | Sea. | W | 1/1 | 4 | 40 | 10.0 | 17 | 0 | 0 | 0 | - | - | 0 | 40 | |
| 12/15 | at TB | W | 1/1 | 5 | 45 | 9.0 | 14 | 1 | 0 | 0 | - | - | 0 | 45 | |
| 12/23 | Atl. | W | 1/1 | 5 | 102 | 20.4 | 47 | 0 | 0 | 0 | - | - | 0 | 102 | |
| 12/29 | at Ari. | W | 1/1 | 3 | 29 | 9.7 | 13 | 0 | 0 | 0 | - | - | 0 | 29 | |
| Totals | | | 5/5 | 19 | 284 | 14.9 | 60 | 1 | 0 | 0 | - | - | 0 | 284 | |
| POSTSEASON | | | | | | | | | | | | | | | |
| 1/5/14 | at GB | W | 1/1 | 8 | 125 | 15.6 | 31 | 0 | 0 | 0 | - | - | 0 | 125 | |
| 1/12/14 | at Car. | W | 1/1 | 3 | 26 | 8.7 | 20 | 0 | 0 | 0 | - | - | 0 | 26 | |
| 1/19/14 | at Sea. | L | 1/0 | 4 | 52 | 13.0 | 22 | 0 | 0 | 0 | - | - | 0 | 52 | |
| Totals | | | 3/2 | 15 | 203 | 13.5 | 31 | 0 | 0 | 0 | - | - | 0 | 203 | |

2012, SAN FRANCISCO (11-4-1)

| Date | Opp. | W/L | GP/GS | Rec. | RECEIVING | | | | TD | RUSHING | | | | TOTAL OFFENSE | |
|------------|---------|-----|-------|-------|-----------|-------|------|------|----|---------|------|-----|---|------------------|-------|
| | | | | | Yds. | Avg. | Lg. | Att. | | Yds. | Avg. | Lg. | | | |
| 9/9 | at GB | W | 1/1 | 7 | 76 | 10.9 | 20 | 0 | 0 | 0 | - | - | 0 | 76 | |
| 9/16 | Det. | W | 1/1 | 6 | 67 | 11.2 | 17 | 0 | 0 | 0 | - | - | 0 | 67 | |
| 9/23 | at Min. | L | 1/1 | 6 | 40 | 6.7 | 9 | 0 | 0 | 0 | - | - | 0 | 40 | |
| 9/30 | at NYJ | W | 1/1 | 2 | 15 | 7.5 | 12 | 0 | 0 | 0 | - | - | 0 | 15 | |
| 10/7 | Buf. | W | 1/1 | 6 | 113 | 18.8 | 36 | 1 | 0 | 0 | - | - | 0 | 113 | |
| 10/14 | NYG | L | 1/1 | 3 | 26 | 8.7 | 12 | 0 | 0 | 0 | - | - | 0 | 26 | |
| 10/18 | Sea. | W | 1/1 | 4 | 31 | 7.8 | 16 | 0 | 0 | 0 | - | - | 0 | 31 | |
| 10/29 | at Ari. | W | 1/1 | 5 | 72 | 14.4 | 30 | 2 | 1 | 8 | 8.0 | 8 | 0 | 80 | |
| 11/11 | StL. | T | 1/1 | 5 | 70 | 14.0 | 19 | 1 | 0 | 0 | - | - | 0 | 70 | |
| 11/19 | Chi. | W | 1/1 | 3 | 31 | 10.3 | 20 | 1 | 0 | 0 | - | - | 0 | 31 | |
| 11/25 | at NO | W | 1/1 | 3 | 26 | 8.7 | 15 | 0 | 0 | 0 | - | - | 0 | 26 | |
| 12/2 | at StL. | L | 1/1 | 7 | 101 | 14.4 | 30 | 0 | 0 | 0 | - | - | 0 | 101 | |
| 12/9 | Mia. | W | 1/1 | 9 | 93 | 10.3 | 25 | 0 | 0 | 0 | - | - | 0 | 93 | |
| 12/16 | at NE | W | 1/1 | 7 | 107 | 15.3 | 38t | 2 | 0 | 0 | - | - | 0 | 107 | |
| 12/23 | at Sea. | L | 1/1 | 4 | 65 | 16.3 | 35 | 0 | 0 | 0 | - | - | 0 | 65 | |
| 12/30 | Ari. | W | 1/1 | 8 | 172 | 21.5 | 49t | 2 | 0 | 0 | - | - | 0 | 172 | |
| Totals | | | | 16/16 | 85 | 1,105 | 13.0 | 49t | 9 | 1 | 8 | 8.0 | 8 | 0 | 1,113 |
| POSTSEASON | | | | | | | | | | | | | | | |
| 1/12/13 | GB | W | 1/1 | 9 | 119 | 13.2 | 20t | 2 | 0 | 0 | - | - | 0 | 119 | |
| 1/20/13 | at Atl. | W | 1/1 | 6 | 57 | 9.5 | 33 | 0 | 0 | 0 | - | - | 0 | 57 | |
| 2/3/13 | Bal. | L | 1/1 | 5 | 109 | 21.8 | 31t | 1 | 0 | 0 | - | - | 0 | 109 | |
| Totals | | | | 3/3 | 20 | 285 | 14.3 | 33 | 3 | 0 | 0 | - | - | 0 | 285 |

CRABTREE

MICHAEL CRABTREE GAME-BY-GAME 2011, SAN FRANCISCO (13-3)

| Date | Opp. | W/L | GP/GS | RECEIVING | | | | | | RUSHING | | | | | TOTAL OFFENSE |
|-------------------|---------|-----|--------------|-----------------|------------|-------------|------------|----------|--|----------|----------|------------|----------|----------|---------------|
| | | | | Rec. | Yds. | Avg. | Lg. | TD | | Att. | Yds. | Avg. | Lg. | TD | |
| 9/11 | Sea. | W | 1/0 | 1 | 4 | 4.0 | 4 | 0 | | 0 | 0 | - | - | 0 | 4 |
| 9/18 | Dal. | L | | (INACTIVE-FOOT) | | | | | | | | | | | |
| 9/25 | at Cin. | W | 1/1 | 3 | 24 | 8.0 | 8 | 0 | | 0 | 0 | - | - | 0 | 24 |
| 10/2 | at Phi. | W | 1/1 | 5 | 68 | 13.6 | 38 | 0 | | 0 | 0 | - | - | 0 | 68 |
| 10/9 | TB | W | 1/1 | 2 | 36 | 18.0 | 21 | 0 | | 0 | 0 | - | - | 0 | 36 |
| 10/16 | at Det. | W | 1/1 | 9 | 77 | 8.6 | 27 | 0 | | 0 | 0 | - | - | 0 | 77 |
| 10/30 | Cle. | W | 1/1 | 5 | 54 | 10.8 | 41 | 1 | | 0 | 0 | - | - | 0 | 54 |
| 11/6 | at Was. | W | 1/1 | 5 | 51 | 10.2 | 21 | 0 | | 0 | 0 | - | - | 0 | 51 |
| 11/13 | NYG | W | 1/1 | 1 | 21 | 21.0 | 21 | 0 | | 0 | 0 | - | - | 0 | 21 |
| 11/20 | Ari. | W | 1/1 | 7 | 120 | 17.1 | 38 | 0 | | 0 | 0 | - | - | 0 | 120 |
| 11/24 | at Bal. | L | 1/1 | 6 | 54 | 9.0 | 18 | 0 | | 0 | 0 | - | - | 0 | 54 |
| 12/4 | StL. | W | 1/1 | 4 | 96 | 24.0 | 52t | 1 | | 0 | 0 | - | - | 0 | 96 |
| 12/11 | at Ari. | L | 1/1 | 7 | 63 | 9.0 | 15 | 0 | | 0 | 0 | - | - | 0 | 63 |
| 12/19 | Pit. | W | 1/1 | 4 | 35 | 8.8 | 12 | 0 | | 0 | 0 | - | - | 0 | 35 |
| 12/24 | at Sea. | W | 1/1 | 5 | 85 | 17.0 | 41 | 0 | | 0 | 0 | - | - | 0 | 85 |
| 1/1/12 | at StL. | W | 1/1 | 8 | 86 | 10.8 | 28t | 2 | | 1 | 6 | 6.0 | 6 | 0 | 92 |
| Totals | | | 15/14 | 72 | 874 | 12.1 | 52t | 4 | | 1 | 6 | 6.0 | 6 | 0 | 880 |
| POSTSEASON | | | | | | | | | | | | | | | |
| 1/14/12 | NO | W | 1/1 | 4 | 25 | 6.3 | 9 | 1 | | 0 | 0 | - | - | 0 | 25 |
| 1/22/12 | NYG | L | 1/1 | 1 | 3 | 3.0 | 3 | 0 | | 0 | 0 | - | - | 0 | 3 |
| Totals | | | 2/2 | 5 | 28 | 5.6 | 9 | 1 | | 0 | 0 | - | - | 0 | 28 |

2010, SAN FRANCISCO (6-10)

| Date | Opp. | W/L | GP/GS | RECEIVING | | | | | | RUSHING | | | | | TOTAL OFFENSE |
|---------------|---------|-----|--------------|-----------|------------|-------------|------------|----------|--|----------|----------|----------|----------|----------|---------------|
| | | | | Rec. | Yds. | Avg. | Lg. | TD | | Att. | Yds. | Avg. | Lg. | TD | |
| 9/12 | at Sea. | L | 1/1 | 2 | 12 | 6.0 | 9 | 0 | | 0 | 0 | - | - | 0 | 12 |
| 9/20 | NO | L | 1/1 | 1 | 32 | 32.0 | 32 | 0 | | 0 | 0 | - | - | 0 | 32 |
| 9/26 | at KC | L | 1/1 | 3 | 37 | 12.3 | 22 | 0 | | 0 | 0 | - | - | 0 | 37 |
| 10/3 | at Atl. | L | 1/1 | 5 | 58 | 11.6 | 15 | 0 | | 0 | 0 | - | - | 0 | 58 |
| 10/10 | Phi. | L | 1/1 | 9 | 105 | 11.7 | 22 | 1 | | 0 | 0 | - | - | 0 | 105 |
| 10/17 | Oak. | W | 1/1 | 4 | 57 | 14.3 | 32t | 1 | | 0 | 0 | - | - | 0 | 57 |
| 10/24 | at Car. | L | 1/1 | 4 | 31 | 7.8 | 18 | 0 | | 0 | 0 | - | - | 0 | 31 |
| 10/31 | Den. | W | 1/0 | 3 | 53 | 17.7 | 28t | 1 | | 0 | 0 | - | - | 0 | 53 |
| 11/14 | StL. | W | 1/1 | 4 | 61 | 15.3 | 21 | 1 | | 0 | 0 | - | - | 0 | 61 |
| 11/21 | TB | L | 1/1 | 1 | 15 | 15.0 | 15 | 0 | | 0 | 0 | - | - | 0 | 15 |
| 11/29 | at Ari. | W | 1/1 | 2 | 48 | 24.0 | 38t | 1 | | 0 | 0 | - | - | 0 | 48 |
| 12/5 | at GB | L | 1/1 | 3 | 45 | 15.0 | 39 | 0 | | 0 | 0 | - | - | 0 | 45 |
| 12/12 | Sea. | W | 1/1 | 1 | 1 | 1.0 | 1 | 0 | | 0 | 0 | - | - | 0 | 1 |
| 12/16 | at SD | L | 1/1 | 3 | 17 | 5.7 | 9 | 0 | | 0 | 0 | - | - | 0 | 17 |
| 12/26 | at StL. | L | 1/1 | 6 | 122 | 20.3 | 60t | 1 | | 0 | 0 | - | - | 0 | 122 |
| 1/2/11 | Ari. | W | 1/1 | 4 | 47 | 11.8 | 18 | 0 | | 0 | 0 | - | - | 0 | 47 |
| Totals | | | 16/15 | 55 | 741 | 13.5 | 60t | 6 | | 0 | 0 | - | - | 0 | 741 |

2009, SAN FRANCISCO (8-8)

| Date | Opp. | W/L | GP/GS | Rec. | RECEIVING | | | | | RUSHING | | | | | TOTAL OFFENSE |
|--------|---------|-----|-------|------|--------------------|------|-----|----|------|---------|------|-----|----|-----|------------------|
| | | | | | Yds. | Avg. | Lg. | TD | Att. | Yds. | Avg. | Lg. | TD | | |
| 9/13 | at Ari. | W | | | (NOT ON ROSTER) | | | | | | | | | | |
| 9/20 | Sea. | W | | | (NOT ON ROSTER) | | | | | | | | | | |
| 9/27 | at Min. | L | | | (NOT ON ROSTER) | | | | | | | | | | |
| 10/4 | StL. | L | | | (NOT ON ROSTER) | | | | | | | | | | |
| 10/11 | Atl. | W | | | (ROSTER EXEMPTION) | | | | | | | | | | |
| 10/25 | at Hou. | L | 1/1 | 5 | 56 | 11.2 | 18 | 0 | 0 | 0 | - | - | 0 | 56 | |
| 11/1 | at Ind. | L | 1/1 | 6 | 81 | 13.5 | 27 | 0 | 0 | 0 | - | - | 0 | 81 | |
| 11/8 | Ten. | W | 1/1 | 3 | 30 | 10.0 | 17 | 0 | 0 | 0 | - | - | 0 | 30 | |
| 11/12 | Chi. | W | 1/1 | 4 | 48 | 12.0 | 20 | 0 | 0 | 0 | - | - | 0 | 48 | |
| 11/22 | at GB | W | 1/1 | 4 | 77 | 19.3 | 38t | 1 | 0 | 0 | - | - | 0 | 77 | |
| 11/29 | Jac. | L | 1/1 | 4 | 54 | 13.5 | 27 | 0 | 0 | 0 | - | - | 0 | 54 | |
| 12/6 | at Sea. | L | 1/1 | 6 | 60 | 10.0 | 20 | 0 | 0 | 0 | - | - | 0 | 60 | |
| 12/14 | Ari. | L | 1/1 | 5 | 67 | 13.4 | 35t | 1 | 0 | 0 | - | - | 0 | 67 | |
| 12/20 | at Phi. | W | 1/1 | 4 | 26 | 6.5 | 12 | 0 | 0 | 0 | - | - | 0 | 26 | |
| 12/27 | Det. | L | 1/1 | 4 | 68 | 17.0 | 50 | 0 | 0 | 0 | - | - | 0 | 68 | |
| 1/3/10 | at StL. | W | 1/1 | 3 | 58 | 19.3 | 38 | 0 | 0 | 0 | - | - | 0 | 58 | |
| Totals | | | 11/11 | 48 | 625 | 13.0 | 50 | 2 | 0 | 0 | - | - | 0 | 625 | |



MARIO EDWARDS JR.

DEFENSIVE END | FLORIDA STATE | 6-3 | 280
ACQUIRED: D2-'15 | NFL EXP: 2 | RAIDERS EXP: 2
HOMETOWN: GAUTIER, MISS. | BORN: 01/25/94

97

TRANSACTIONS: Selected by Oakland Raiders in the second round (35th overall) of the 2015 NFL Draft, May 1, 2015.

2015: Played in 14 games with 10 starts in his rookie season that was cut short by injury...Started 10 straight games at both defensive end, defensive tackle and outside linebacker before suffering a season-ending neck injury in Week 15...Racked up 41 tackles (30 solo), two sacks two passes defended and three forced fumbles...Placed on the Reserve/Injured List on Dec. 23...Named to Gil Brandt's All-Rookie Team...**(9/13) vs. Cin.:** Made NFL debut, seeing limited time on defense...**(10/4) at Chi.:** Played significant snaps on defense, posting first career solo tackle...Credited with a forced fumble with a hit on TE Martellus Bennett in the first quarter...**(10/11) vs. Den.:** Made first career start at defensive tackle...Credited with six tackles (four) and shared first career sack with LB Aldon Smith...Got to QB Peyton Manning for a 4-yard loss on a fourth quarter drive...**(10/25) at SD:** Started second straight game...Credited with two solo tackles and one pass defended...**(11/1) vs. NYJ:** Credited with five tackles (four)...**(11/8) at Pit.:** Recorded four tackles (three)...**(11/15) vs. Min.:** Recorded an outstanding all-around performance, leading the team with a season-high 11 tackles (eight)...Recorded his first full sack, dropping QB Teddy Bridgewater along the sideline for a 6-yard loss and forcing a fumble on a third-and-9 play in the first quarter...Earned Pepsi NFL Rookie of the Week honors for his performance...**(11/22) at Det.:** Posted three tackles (two) and batted a pass...**(11/29) at Ten.:** Totaled three tackles (two)...**(12/6) vs. KC:** Shared a sack of QB Alex Smith for a 4-yard loss with DT Dan Williams on the Chiefs' opening drive of the game...Finished with one solo tackle...**(12/13) at Den.:** Poked the ball away from RB Ronnie Hillman on a second quarter swing pass, forcing a fumble and notching a tackle for a 5-yard loss...Batted a QB Brock Osweiler pass in the third quarter...Part of a defensive front that limited Denver to just 1.6 yards per carry on the ground...Credited with four tackles (three)...**(12/20) vs. GB:** Assisted on a tackle before leaving the game with a neck injury in the first quarter.

AT A GLANCE

- Made a big impact as a rookie, recording 41 tackles (31 solo) with two sacks and three forced fumbles in 14 games with 10 starts, before being sidelined with injury.
- Three-year (2012-14) starter for the BCS Champion (2013) Florida State Seminoles.
- Media and coaches named him to the All-ACC First Team as a junior, and the coaches to the All-ACC Third Team in 2013.
- Father, Mario, was also a star player at FSU and played five seasons as a cornerback in the NFL, including four with the Dallas Cowboys (2000-03).

COLLEGE: Played three years at Florida State...Appeared in 36 games with 26 starts, primarily at defensive end...Also saw action at defensive tackle, Jack linebacker and fullback in some jumbo goal-line packages...Totaled 89 tackles (52 solo), 23 tackles for loss, eight sacks, seven passes defended, three forced fumbles and two fumble recoveries...Started all 13 games as a junior, totaling 11 tackles for loss on the season...Named All-ACC First Team by the coaches and media...Also earned Sports Illustrated second-team All-American honors in 2014...Two-time ACC Defensive Lineman of the Week...Established career-high marks in tackles (44), passes defended (five) and forced fumbles (two)...Ranked second on the team with three sacks...As a sophomore, started at right end for the nation's third-ranked total defense (281.4 yards per game) and No. 1 scoring defense (12.1 points per game)...Named one of the top defensive linemen in the conference by league coaches as a third-team All-ACC selection...Made 11 starts and appeared in 12 games as a sophomore, totaling 28 tackles (19)...Was the catalyst behind several splash plays in 2013, with two fumble recoveries, one returned for a TD, one forced fumble, 9.5 tackles for loss, 3.5 sacks and one INT...Had a monster performance in the BCS National Championship Game, totaling a career-high three tackles for loss including a sack...As a freshman, appeared in 11 games with two starts...Projected to redshirt in 2012, but was forced into action due to the loss of DE Brandon Jenkins in Week 1, and then into the starting lineup after losing DT Cornellius "Tank" Carradine in Week 12...Became the only true freshman to register a start for the Seminoles on defense...Entered the ACC Championship Game with seven tackles on the season, doubling that number in the game with seven tackles against the Yellow Jackets, including one for a loss.

PERSONAL: Attended two different high schools in Denton, Texas and was the near-consensus top rated prospect in the nation...Was a three-sport star athlete in football, baseball and track at Prosper High School, starting at defensive end for the state champion Eagles...Recorded 69 tackles and three sacks as a freshman on top of catching 17 passes for 361 yards and three TDs...Transferred to Billy Ryan High School for his junior and senior seasons...As a junior, recorded 127 tackles, 50 tackles for loss and 18 sacks, leading the school to a state runner-up finish...Named the Texas Class 4A Defensive Player of the Year by the Associated Press in 2011...As a senior, recorded 72 tackles and 11 sacks...Named the USA Today High School Defensive Player of the Year...Earned All-American honors from USA Today, Parade, Sports Illustrated (second team) and ESPN...One of just four players given a perfect 100 rating by 247Sports, being named their 2012 Defensive Player of the Year...Listed as No. 1 prospect by ESPN, Scout and 247Sports...Rivals.com listed him at No. 3 nationally...Also competed as a shot putter in his final



EDWARDS JR.

two years of high school, recording a top throw of 15.08 meters, finishing first in the 2012 Richardson Invitational...His father, Mario Edwards, was also a former FSU star and played five NFL seasons as a cornerback, four with the Dallas Cowboys (2000-03) and one with the Tampa Bay Buccaneers (2004).

SINGLE-GAME HIGHS: TACKLES: Total – 11, 11/15/15 vs. Min. Solo – 8, 11/15/15 vs. Min. Sacks – 1, 11/15/15 vs. Min. Passes defended – 1, three times; last: 12/13/15 at Den. Forced fumbles – 1, three times; last: 12/13/15 at Den.

MARIO EDWARDS JR.'S CAREER STATISTICS

| Year | Team | GP | GS | TACKLES | | | | | INTERCEPTIONS | | | | | FUMBLES | | |
|--------|---------|----|----|---------|------|-------|-------|------|---------------|------|-----|----|----|---------|----|------|
| | | | | Total | Solo | Asst. | Sacks | Yds. | No. | Yds. | Lg. | TD | PD | FF | FR | Yds. |
| 2015 | Oakland | 14 | 10 | 41 | 31 | 10 | 2.0 | 10.0 | 0 | 0 | - | 0 | 3 | 3 | 0 | 0 |
| Totals | | 14 | 10 | 41 | 31 | 10 | 2.0 | 10.0 | 0 | 0 | - | 0 | 3 | 3 | 0 | 0 |

MARIO EDWARDS JR. GAME-BY-GAME

2015, OAKLAND (7-9)

| Date | Opp. | W/L | GP/GS | TACKLES | | | | | INTERCEPTIONS | | | | | FUMBLES | | |
|--------|---------|-----|-------|-------------------------------|------|-------|-------|------|---------------|------|-----|----|----|---------|----|------|
| | | | | Total | Solo | Asst. | Sacks | Yds. | No. | Yds. | Lg. | TD | PD | FF | FR | Yds. |
| 9/13 | Cin. | L | 1/0 | 0 | 0 | 0 | 0.0 | 0.0 | 0 | 0 | - | 0 | 0 | 0 | 0 | 0 |
| 9/20 | Bal. | W | 1/0 | 0 | 0 | 0 | 0.0 | 0.0 | 0 | 0 | - | 0 | 0 | 0 | 0 | 0 |
| 9/27 | at Cle. | W | 1/0 | 0 | 0 | 0 | 0.0 | 0.0 | 0 | 0 | - | 0 | 0 | 0 | 0 | 0 |
| 10/4 | at Chi. | L | 1/0 | 1 | 1 | 0 | 0.0 | 0.0 | 0 | 0 | - | 0 | 0 | 1 | 0 | 0 |
| 10/11 | Den. | L | 1/1 | 6 | 4 | 2 | 0.5 | 2.0 | 0 | 0 | - | 0 | 0 | 0 | 0 | 0 |
| 10/25 | at SD | W | 1/1 | 2 | 2 | 0 | 0.0 | 0.0 | 0 | 0 | - | 0 | 1 | 0 | 0 | 0 |
| 11/1 | NYJ | W | 1/1 | 5 | 4 | 1 | 0.0 | 0.0 | 0 | 0 | - | 0 | 0 | 0 | 0 | 0 |
| 11/8 | at Pit. | L | 1/1 | 4 | 3 | 1 | 0.0 | 0.0 | 0 | 0 | - | 0 | 0 | 0 | 0 | 0 |
| 11/15 | Min. | L | 1/1 | 11 | 8 | 3 | 1.0 | 6.0 | 0 | 0 | - | 0 | 0 | 1 | 0 | 0 |
| 11/22 | at Det. | L | 1/1 | 3 | 2 | 1 | 0.0 | 0.0 | 0 | 0 | - | 0 | 1 | 0 | 0 | 0 |
| 11/29 | at Ten. | W | 1/1 | 3 | 2 | 1 | 0.0 | 0.0 | 0 | 0 | - | 0 | 0 | 0 | 0 | 0 |
| 12/6 | KC | L | 1/1 | 1 | 1 | 0 | 0.5 | 2.0 | 0 | 0 | - | 0 | 0 | 0 | 0 | 0 |
| 12/13 | at Den. | W | 1/1 | 4 | 3 | 1 | 0.0 | 0.0 | 0 | 0 | - | 0 | 1 | 1 | 0 | 0 |
| 12/20 | GB | L | 1/1 | 1 | 1 | 0 | 0.0 | 0.0 | 0 | 0 | - | 0 | 0 | 0 | 0 | 0 |
| 12/24 | SD | W | | (RESERVE/INJURED LIST - NECK) | | | | | | | | | | | | |
| 1/3/16 | at KC | L | | (RESERVE/INJURED LIST - NECK) | | | | | | | | | | | | |
| Totals | | | 14/10 | 41 | 31 | 10 | 2.0 | 10.0 | 0 | 0 | - | 0 | 3 | 3 | 0 | 0 |



JUSTIN ELLIS

DEFENSIVE TACKLE | LOUISIANA TECH | 6-2 | 335
ACQUIRED: D4a-14 | NFL EXP.: 3 | RAIDERS EXP.: 3
HOMETOWN: MONROE, LA. | BORN: 12/27/90

78

TRANSACTIONS: Selected by Oakland Raiders in the fourth round (107th overall) of the 2014 NFL Draft, May 10, 2014.

CAREER: Run-stopping defensive tackle has started 23-of-28 games for Oakland over his first two NFL seasons...Has totaled 61 tackles (36 solo) and three passes defended...In 2015, played in 12 games, with nine starts and amassed 22 tackles (15)...Missed four games due to an ankle injury...As a rookie, played in all 16 games, starting 14, and earned a spot on the Sports Illustrated and Pro Football Writers of America All-Rookie teams.

2015: Saw action in 12 games with nine starts, missing time early in the season with an ankle injury...Posted 22 tackles (15 solo) and two passes defended on the year...(9/13) vs. **Cin.:** Started season opener, but left game with an ankle injury in the first quarter...(10/4) at **Chi.:** Returned to action after missing two games due to injury...Posted two tackles (one)...(11/1) vs. **NYJ:** Returned to action after missing two games...Recorded one solo tackle...(11/8) at **Pit.:** Totaled two solo tackles...Recorded two solo tackles...Credited with two tackles (one)...(11/22) at **Det.:** Credited with a pass defended, tipping a ball that was nearly intercepted...Posted one solo tackle...(11/29) at **Ten.:** Recorded three tackles (two)...Helped limit the Titans to just 2.4 yards per rushing attempt and 44 yards on the ground...(12/6) vs. **KC:** Assisted on two tackles and was credited with a pass defended...(12/13) at **Den.:** Part of a stout defensive effort, as the Raiders limited Denver to 1.6 yards per carry on the ground and kept the Broncos out of the end zone...(12/20) vs. **GB:** Credited with one solo tackle, stopping RB Eddie Lacy for no gain in the first quarter...(12/24) vs. **SD:** Helped limit San Diego to just 2.9 yards per carry on the ground...Credited with three tackles (two)...(1/3/16) at **KC:** Set a season high with four tackles (three).

2014: Played in all 16 games with 14 starts in the interior defensive line as a rookie...Recorded 39 tackles (21 solo) and one pass defended...Named to Sports Illustrated and Pro Football Writers of America All-Rookie Team...(9/7) at **NYJ:** Made NFL debut, recording two tackles (one)...(9/14) vs. **Hou.:** Posted three solo tackles...(9/21) at **NE:** Made first career start at nose tackle...Recorded three tackles (one)...(9/28) vs. **Mia.:** Made second straight start at nose tackle...Credited with two tackles (one)...(10/12) vs. **SD:** Posted a season-high four tackles (two)...(10/19) vs. **Ari.:** Totaled two tackles (one)...(10/26) at **Cle.:** Posted two assisted tackles...Helped limit the NFL's sixth-ranked rushing offense to just 1.6 yards per carry...(11/2) vs. **Sea.:** Posted three tackles (two)...(11/9) vs. **Den.:** Recorded first career pass defended, batting down a QB Peyton Manning pass...(11/16) at **SD:** Recorded three tackles (two)...(11/20) vs. **KC:** Assisted on two tackles...(11/30) at **StL.:** Recorded one solo stop...(12/7) vs. **SF:** Credited with three solo tackles...(12/14) at **KC:** Tied a season high with four tackles (three)...(12/21) vs. **Buf.:** Part of a dominant defensive effort, helping limit Buffalo to just 13 rushing yards, which tied for the third lowest opponent total in franchise history...Assisted on three tackles...(12/28) at **Den.:** Credited with two tackles (one) in season finale.

COLLEGE: Played four years at Louisiana Tech...Started 25-of-37 games, with 14 coming at defensive tackle and 11 at nose guard...Finished with 102 tackles (37 solo), 2.5 sacks, 9.5 tackles for loss, three passes defended, two forced fumbles and two fumble recoveries...Started all 12 games as a senior, finishing the season with 48 tackles (15)...Added 5.5 tackles for loss, 1.5 sacks and one pass defended...Earned All-Conference USA honorable mention...Played in eight games with two starts as a junior, due to injury...Recorded 21 tackles (nine) with two forced fumbles and one pass defended...Played in a career-high 13 games with 11 starts as a sophomore...Earned a second-team All-WAC selection...Recorded 29 tackles (11) with 3.5 tackles for loss, one sack and one pass defended...Played in four games as a redshirt freshman...Recorded four tackles and 0.5 sacks and one fumble recovery...Redshirted as a true freshman.



PERSONAL: Attended Neville High School in Monroe, La. ... Two-time first-team All-District 2-4A...Named first-team all-state by the Louisiana Sports Writers Association as a senior...Named second-team all-state by the Louisiana Football Coaches Association as a junior...Two-time All-Northeast Louisiana by the Monroe News-Star...Also lettered for three years on the track and field team, competing in the shot put...Finished third in the state of Louisiana in the shot put as a junior.

SINGLE-GAME HIGHS: TACKLES: Total – 4, three times; last: 1/3/16 at KC. Solo – 3, four times; last: 1/3/16 at KC. Passes defended – 1, three times; last: 12/6/15 vs. KC.

ELLIS

JUSTIN ELLIS' CAREER STATISTICS

| Year | Team | GP | GS | TACKLES | | | | | Yds. | INTERCEPTIONS | | | | | FUMBLES | | |
|---------------|---------|-----------|-----------|-----------|-----------|-----------|------------|------------|----------|---------------|----------|----------|----------|----|----------|----------|----------|
| | | | | Total | Solo | Asst. | Sacks | | | No. | Yds. | Lg. | TD | PD | FF | FR | Yds. |
| 2014 | Oakland | 16 | 14 | 39 | 21 | 18 | 0.0 | 0.0 | 0 | 0 | - | 0 | 1 | | 0 | 0 | 0 |
| 2015 | Oakland | 12 | 9 | 22 | 15 | 7 | 0.0 | 0.0 | 0 | 0 | - | 0 | 2 | | 0 | 0 | 0 |
| Totals | | 28 | 23 | 61 | 36 | 25 | 0.0 | 0.0 | 0 | 0 | - | 0 | 3 | | 0 | 0 | 0 |


JUSTIN ELLIS GAME-BY-GAME

2015, OAKLAND (7-9)

| Date | Opp. | W/L | GP/GS | TACKLES | | | | | Yds. | INTERCEPTIONS | | | | | FUMBLES | | |
|---------------|---------|-----|-------------|--------------------|-----------|----------|------------|------------|----------|---------------|----------|----------|----------|----|----------|----------|----------|
| | | | | Total | Solo | Asst. | Sacks | | | No. | Yds. | Lg. | TD | PD | FF | FR | Yds. |
| 9/13 | Cin. | L | 1/1 | 0 | 0 | 0 | 0.0 | 0.0 | | 0 | 0 | - | 0 | 0 | 0 | 0 | 0 |
| 9/20 | Bal. | W | | (INACTIVE - ANKLE) | | | | | | | | | | | | | |
| 9/27 | at Cle. | W | | (INACTIVE - ANKLE) | | | | | | | | | | | | | |
| 10/4 | at Chi. | L | 1/0 | 2 | 1 | 1 | 0.0 | 0.0 | 0 | 0 | - | 0 | 0 | | 0 | 0 | 0 |
| 10/11 | Den. | L | | (INACTIVE - ANKLE) | | | | | | | | | | | | | |
| 10/25 | at SD | W | | (INACTIVE - ANKLE) | | | | | | | | | | | | | |
| 11/1 | NYJ | W | 1/0 | 1 | 1 | 0 | 0.0 | 0.0 | 0 | 0 | - | 0 | 0 | | 0 | 0 | 0 |
| 11/8 | at Pit. | L | 1/0 | 2 | 2 | 0 | 0.0 | 0.0 | 0 | 0 | - | 0 | 0 | | 0 | 0 | 0 |
| 11/15 | Min. | L | 1/1 | 2 | 1 | 1 | 0.0 | 0.0 | 0 | 0 | - | 0 | 0 | | 0 | 0 | 0 |
| 11/22 | at Det. | L | 1/1 | 1 | 1 | 0 | 0.0 | 0.0 | 0 | 0 | - | 0 | 1 | | 0 | 0 | 0 |
| 11/29 | at Ten. | W | 1/1 | 3 | 2 | 1 | 0.0 | 0.0 | 0 | 0 | - | 0 | 0 | | 0 | 0 | 0 |
| 12/6 | KC | L | 1/1 | 2 | 0 | 2 | 0.0 | 0.0 | 0 | 0 | - | 0 | 1 | | 0 | 0 | 0 |
| 12/13 | at Den. | W | 1/1 | 1 | 1 | 0 | 0.0 | 0.0 | 0 | 0 | - | 0 | 0 | | 0 | 0 | 0 |
| 12/20 | GB | L | 1/1 | 1 | 1 | 0 | 0.0 | 0.0 | 0 | 0 | - | 0 | 0 | | 0 | 0 | 0 |
| 12/24 | SD | W | 1/1 | 3 | 2 | 1 | 0.0 | 0.0 | 0 | 0 | - | 0 | 0 | | 0 | 0 | 0 |
| 1/3/16 | at KC | L | 1/1 | 4 | 3 | 1 | 0.0 | 0.0 | 0 | 0 | - | 0 | 0 | | 0 | 0 | 0 |
| Totals | | | 12/9 | 22 | 15 | 7 | 0.0 | 0.0 | 0 | 0 | - | 0 | 2 | | 0 | 0 | 0 |

2014, OAKLAND (3-13)

| Date | Opp. | W/L | GP/GS | TACKLES | | | | | Yds. | INTERCEPTIONS | | | | | FUMBLES | | |
|---------------|---------|-----|--------------|-----------|-----------|-----------|------------|------------|----------|---------------|----------|----------|----------|----|----------|----------|----------|
| | | | | Total | Solo | Asst. | Sacks | | | No. | Yds. | Lg. | TD | PD | FF | FR | Yds. |
| 9/7 | at NYJ | L | 1/0 | 2 | 1 | 1 | 0.0 | 0.0 | 0 | 0 | - | 0 | 0 | | 0 | 0 | 0 |
| 9/14 | Hou. | L | 1/0 | 3 | 3 | 0 | 0.0 | 0.0 | 0 | 0 | - | 0 | 0 | | 0 | 0 | 0 |
| 9/21 | at NE | L | 1/1 | 3 | 1 | 2 | 0.0 | 0.0 | 0 | 0 | - | 0 | 0 | | 0 | 0 | 0 |
| 9/28 | Mia. | L | 1/1 | 2 | 1 | 1 | 0.0 | 0.0 | 0 | 0 | - | 0 | 0 | | 0 | 0 | 0 |
| 10/12 | SD | L | 1/1 | 4 | 2 | 2 | 0.0 | 0.0 | 0 | 0 | - | 0 | 0 | | 0 | 0 | 0 |
| 10/19 | Ari. | L | 1/1 | 2 | 1 | 1 | 0.0 | 0.0 | 0 | 0 | - | 0 | 0 | | 0 | 0 | 0 |
| 10/26 | at Cle. | L | 1/1 | 2 | 0 | 2 | 0.0 | 0.0 | 0 | 0 | - | 0 | 0 | | 0 | 0 | 0 |
| 11/2 | at Sea. | L | 1/1 | 3 | 2 | 1 | 0.0 | 0.0 | 0 | 0 | - | 0 | 0 | | 0 | 0 | 0 |
| 11/9 | Den. | L | 1/1 | 0 | 0 | 0 | 0.0 | 0.0 | 0 | 0 | - | 0 | 1 | | 0 | 0 | 0 |
| 11/16 | at SD | L | 1/1 | 3 | 2 | 1 | 0.0 | 0.0 | 0 | 0 | - | 0 | 0 | | 0 | 0 | 0 |
| 11/20 | KC | W | 1/1 | 2 | 0 | 2 | 0.0 | 0.0 | 0 | 0 | - | 0 | 0 | | 0 | 0 | 0 |
| 11/30 | at StL. | L | 1/1 | 1 | 1 | 0 | 0.0 | 0.0 | 0 | 0 | - | 0 | 0 | | 0 | 0 | 0 |
| 12/7 | SF | W | 1/1 | 3 | 3 | 0 | 0.0 | 0.0 | 0 | 0 | - | 0 | 0 | | 0 | 0 | 0 |
| 12/14 | at KC | L | 1/1 | 4 | 3 | 1 | 0.0 | 0.0 | 0 | 0 | - | 0 | 0 | | 0 | 0 | 0 |
| 12/21 | Buf. | W | 1/1 | 3 | 0 | 3 | 0.0 | 0.0 | 0 | 0 | - | 0 | 0 | | 0 | 0 | 0 |
| 12/28 | at Den. | L | 1/1 | 2 | 1 | 1 | 0.0 | 0.0 | 0 | 0 | - | 0 | 0 | | 0 | 0 | 0 |
| Totals | | | 16/14 | 39 | 21 | 18 | 0.0 | 0.0 | 0 | 0 | - | 0 | 1 | | 0 | 0 | 0 |



JON FELICIANO

GUARD/CENTER | MIAMI (Fla.) | 6-4 | 325
ACQUIRED: D4-'15 | NFL EXP.: 2 | RAIDERS EXP.: 2
HOMETOWN: DAVIE, FLA. | BORN: 02/10/92

76

TRANSACTIONS: Selected by Oakland Raiders in the fourth round (128th overall) of the 2015 NFL Draft, May 2, 2015.

2015: Played in six games, starting three at right guard, in his rookie campaign...Contributed primarily on special teams before taking over a starting role in Week 15 as the offensive line shuffled due to injuries...Inactive for the first eight games of his rookie campaign...**(11/15) vs. Min.:** Active for the first time in his NFL career, but did not appear in the game...**(11/22) at Det.:** Made NFL debut, playing on one special teams snap...**(11/29) at Ten.:** Appeared on four special teams plays...**(12/6) vs. KC:** Contributed on special teams...**(12/20) vs. GB:** Made first NFL start at right guard...Helped the offense total over 370 yards of offense and 120 rushing yards...**(12/24) vs. SD:** Earned second straight start at right guard...**(1/3/16) at KC:** Started at right guard for the third straight game.

COLLEGE: Played four seasons at Miami (Fla.), appearing in 48 games...Proved to be a versatile lineman, starting 46 games over his career at left tackle, left guard, right tackle and right guard...Three-time All-ACC honorable mention...Started all 13 games as a senior, making starts at left tackle, left guard and right tackle...All-ACC honorable mention by the league coaches and media...Helped pave the way for the Hurricanes' offense to average 29.2 points per game and 430.3 total yards per game, including 180.4 rushing yards per game...Helped pave the way for RB Duke Johnson to finish second in the ACC with 1,652 rushing yards...Started all 13 games as a junior...Made 11 starts at left guard and two at right tackle...Garnered an All-ACC honorable mention by the league media...Helped anchor an offensive line that helped produce 446.8 yards of total offense and 35.9 points per game...Started all 12 games at left guard as a sophomore...Garnered an All-ACC honorable mention by the league media...Recipient of the team's Hard Hitter Award...Anchored an offensive line that paved way for the third best passing offense (295.4 yards per game) and fifth best total offense (440.2 yards per game) in the ACC...Stepped in as a redshirt freshman and appeared in 10 games with eight starts...Helped pave the way for RB Lamar Miller to finish second in the ACC with 1,272 rushing yards and nine TDs...Did not allow a sack the entire season...Redshirted as a true freshman.

PERSONAL: Attended Western High School in Davie, Fla. ...Earned first-team All-Broward honors as a senior offensive lineman...Ranked as the No. 19 offensive guard by Scout.com...Last name is pronounced fuh-LEE-see-ah-no.


AT A GLANCE

- Played in six games, starting three at right guard, in his rookie campaign.
- Played in 48 games and started 46 over his four-year career at Miami (Fla.).
- Was a three-time All-ACC honorable mention from 2012-14.
- Showed great versatility, making starts at left tackle, left guard, right tackle and right guard over his four seasons.



JON FELICIANO GAMES PLAYED/STARTED

| Year | Team | GP | GS |
|---------------|---------|----------|----------|
| 2015 | Oakland | 6 | 3 |
| Totals | | 6 | 3 |



DJ HAYDEN

CORNERBACK | HOUSTON | 5-11 | 190
ACQUIRED: D1-13 | NFL EXP.: 4 | RAIDERS EXP.: 4
HOMETOWN: HOUSTON, TEXAS | BORN: 06/27/90

25

TRANSACTIONS: *Selected by Oakland Raiders in the first round (12th overall) of the 2013 NFL Draft, April 25, 2013.*

CAREER: Former first-round selection enters his fourth season with the Raiders, having played in 34 games, with 23 starts, over the previous three years...Career totals include 144 tackles (124 solo), one sack, three INTs, 25 passes defended and two forced fumbles...Appeared in all 16 games for the first time in his career last season, making 13 starts...Notched a career-high 70 tackles (64) and recorded his first sack, one INT, seven passes defended and one forced fumble...Began the 2014 campaign on the Reserve/Physically Unable to Perform List for the first six games before returning for the final 10...Played primarily in nickel situations as a rookie in 2013 before an injury ended his year.

2015: Played in all 16 games with 13 starts in third NFL season...Led Raiders cornerbacks with 70 tackles (64 solo)...Recorded one INT, seven passes defended, one sack and one forced fumble...**(9/13) vs. Cin.:** Started at cornerback and recorded four tackles (three)...**(9/20) vs. Bal.:** Helped lead secondary, posting six tackles (four) and two passes defended...**(9/27) at Cle.:** Totaled four tackles (three) and one pass defended...**(10/4) at Chi.:** Notched four solo tackles...**(10/11) vs. Den.:** Racked up five solo tackles...**(10/25) at SD:** Notched perhaps his strongest game of the season, helping limit San Diego's passing attack...Racked up a then-career-high 10 solo tackles...Recorded only INT of the season, out-muscling WR Keenan Allen for a second-quarter pass...Marked second career INT of QB Philip Rivers...Forced a fumble on a tackle of WR Stevie Johnson in the fourth quarter...Credited with one pass defended...**(11/1) vs. NYJ:** Posted three solo tackles...Notched first career sack, forcing QB Geno Smith out of bounds for a 5-yard loss on a third-and-2 play in the fourth quarter...**(11/8) at Pit.:** Eclipsed a career high with 13 tackles (11)...**(11/15) vs. Min.:** Posted three solo tackles...**(11/22) at Det.:** Notched four solo tackles...**(12/6) vs. KC:** Started as Raiders opened in a sub package...Notched two solo tackles...**(12/13) at Den.:** Posted three solo tackles...**(12/20) vs. GB:** Recorded three solo stops...**(12/24) vs. SD:** Notched five solo tackles and matched a season high with two passes defended...**(1/3/16) at KC:** Posted one solo stop.

2014: Spent the first six games on the Reserve/Physically Unable to Perform List with a foot injury before returning to play in the final 10 games with eight starts in second NFL season...Totaled 45 tackles (37 solo) and tied for the team lead with 16 passes defended...Also recorded second career INT...**(10/26) at Cle.:** Saw first action in nearly a calendar year, playing on special teams and in red zone defensive packages...**(11/2) at Sea.:** Played significant snaps on defense due to the absence of CB Carlos Rogers...Posted six tackles (three) and a career-best four passes defended...**(11/9) vs. Den.:** Started at cornerback and notched his first INT of the season, picking off QB Peyton Manning on the game's second play from scrimmage...Credited with two solo tackles and two passes defended...**(11/16) at SD:** Started at cornerback and registered seven tackles (six)...Posted one pass defended and helped limit San Diego to just 180 yards through the air...**(11/20) vs. KC:** Notched four tackles (three) and one pass defended...**(12/7) vs. SF:** Totaled four tackles (three) and one pass defended...**(12/14) at KC:** Credited with four solo tackles and two passes defended...**(12/21) vs. Buf.:** Tied a season high with six solo tackles...Also credited with two passes defended...**(12/28) at Den.:** Started eighth straight game, posting six tackles (five) and three passes defended.

2013: Played in eight games with two starts before having rookie season cut short due to a groin injury...Saw significant action on the outside in nickel situations...Recorded 29 tackles (23 solo), one INT, two passes defended and one forced fumble...Placed on the Reserve/Injured List on Nov. 20...**(9/8) at Ind.:** Made NFL debut, seeing action at cornerback in nickel situations...Credited with three solo tackles...Also saw action as a gunner on punt coverage...**(9/15) vs. Jac.:** Posted six tackles (five) and first career pass defended...**(9/23) at Den.:** Made first career start...Saw extensive action, totaling six tackles (two)...**(10/6) vs. SD:** Recorded first career INT, picking off QB Philip Rivers in the end zone late in the fourth quarter, essentially clinching a Raiders victory...Also tied a season high with six tackles (five)...Credited with a pass defended...**(10/13) at KC:** Forced a third-quarter fumble with a hit on WR Donnie Avery inside the Raiders' 10-yard line...Added two solo tackles...**(10/27) vs. Pit.:** Credited with five solo tackles...**(11/3) vs. Phi.:** Made second start of the season...Posted one solo tackle.

AT A GLANCE

- Raiders' first-round pick in 2013, career totals include 144 tackles (124 solo), one sack, three INTs, 25 passes defended and two forced fumbles in 34 games with 23 starts.
- Notched a career-high 70 tackles (64) and played all 16 games for the first time in his career, making 13 starts, in 2015.
- As a senior at Houston, suffered a season-ending injury when he tore his inferior vena cava from a collision in practice.
- Earned first-team All-Conference USA honors despite playing in just nine games as a senior.



HAYDEN

COLLEGE: Played two years at Houston after transferring from Navarro Junior College in Corsicana, Texas...Garnered All-Conference USA honors in each of his two seasons at Houston...Played in 22 games with 21 starts before having his senior season cut short due to an injury to his inferior vena cava, suffered in a practice collision...Recorded 127 tackles (90 solo), six INTs, one sack, 11 tackles for loss, six forced fumbles, three fumble recoveries and 19 passes defended in two seasons...As a senior, started all nine games in which he appeared...Earned first-team All-Conference USA honors despite missing last portion of the season due to his injury...Ranked second on the team with four INTs and eight passes defended...Returned two of four INTs for TDs, including a 75-yard return at SMU and a 95-yard return vs. UTEP...Had two INTs vs. UTEP...Also picked off a pass and forced a fumble at UCLA...Posted a career-high 10 tackles vs. Louisiana Tech...Named Conference USA Defensive Newcomer of the Year as a junior...Named second-team All-Conference USA...Led team with 11 passes defended and finished fifth on team with two INTs...Forced a team-high five fumbles...Forced a fumble in each of the season's final five games...Recovered two fumbles...Had eight tackles for loss and one sack...Returned an INT 54 yards for a score at UAB...Helped lead Navarro Junior College to the 2010 NJCAA national championship...Played in 11 games, posting 35 tackles (33) as a sophomore...Had three INTs, including one return for a TD...Registered six passes defended...Played in 10 games as a freshman, totaling 23 tackles...Majored in sociology.

PERSONAL: Attended Fort Bend Elkins High School in Missouri City, Texas...Played four years of basketball...Participated in various Play 60 events and Toys for Tots as a rookie in 2013.

SINGLE-GAME HIGHS: TACKLES: Total – 13, 11/8/15 at Pit. Solo – 11, 11/8/15 at Pit. Interceptions – 1, three times; last: 10/25/15 at SD. Passes defended – 4, 11/2/14 at Sea. Forced fumbles – 1, two times; last: 10/25/15 at SD.

DJ HAYDEN'S CAREER STATISTICS

| Year | Team | GP | GS | TACKLES | | | | | INTERCEPTIONS | | | | | FUMBLES | | |
|---------------|---------|-----------|-----------|------------|------------|-----------|------------|------------|---------------|----------|----------|----------|-----------|----------|----------|----------|
| | | | | Total | Solo | Asst. | Sacks | Yds. | No. | Yds. | Lg. | TD | PD | FF | FR | Yds. |
| 2013 | Oakland | 8 | 2 | 29 | 23 | 6 | 0.0 | 0.0 | 1 | 0 | 0 | 0 | 2 | 1 | 0 | 0 |
| 2014 | Oakland | 10 | 8 | 45 | 37 | 8 | 0.0 | 0.0 | 1 | -1 | -1 | 0 | 16 | 0 | 0 | 0 |
| 2015 | Oakland | 16 | 13 | 70 | 64 | 6 | 1.0 | 5.0 | 1 | 1 | 1 | 0 | 7 | 1 | 0 | 0 |
| Totals | | 34 | 23 | 144 | 124 | 20 | 1.0 | 5.0 | 3 | 0 | 1 | 0 | 25 | 2 | 0 | 0 |

DJ HAYDEN GAME-BY-GAME

2015, OAKLAND (7-9)

| Date | Opp. | W/L | GP/GS | TACKLES | | | | | INTERCEPTIONS | | | | | FUMBLES | | |
|---------------|---------|-----|--------------|-----------|-----------|----------|------------|------------|---------------|----------|----------|----------|----------|----------|----------|----------|
| | | | | Total | Solo | Asst. | Sacks | Yds. | No. | Yds. | Lg. | TD | PD | FF | FR | Yds. |
| 9/13 | Cin. | L | 1/1 | 4 | 3 | 1 | 0.0 | 0.0 | 0 | 0 | - | 0 | 0 | 0 | 0 | 0 |
| 9/20 | Bal. | W | 1/1 | 6 | 4 | 2 | 0.0 | 0.0 | 0 | 0 | - | 0 | 2 | 0 | 0 | 0 |
| 9/27 | at Cle. | W | 1/1 | 4 | 3 | 1 | 0.0 | 0.0 | 0 | 0 | - | 0 | 1 | 0 | 0 | 0 |
| 10/4 | at Chi. | L | 1/1 | 4 | 4 | 0 | 0.0 | 0.0 | 0 | 0 | - | 0 | 0 | 0 | 0 | 0 |
| 10/11 | Den. | L | 1/1 | 5 | 5 | 0 | 0.0 | 0.0 | 0 | 0 | - | 0 | 0 | 0 | 0 | 0 |
| 10/25 | at SD | W | 1/1 | 10 | 10 | 0 | 0.0 | 0.0 | 1 | 1 | 1 | 0 | 1 | 1 | 0 | 0 |
| 11/1 | NYJ | W | 1/1 | 3 | 3 | 0 | 1.0 | 5.0 | 0 | 0 | - | 0 | 1 | 0 | 0 | 0 |
| 11/8 | at Pit. | L | 1/1 | 13 | 11 | 2 | 0.0 | 0.0 | 0 | 0 | - | 0 | 0 | 0 | 0 | 0 |
| 11/15 | Min. | L | 1/1 | 3 | 3 | 0 | 0.0 | 0.0 | 0 | 0 | - | 0 | 0 | 0 | 0 | 0 |
| 11/22 | at Det. | L | 1/1 | 4 | 4 | 0 | 0.0 | 0.0 | 0 | 0 | - | 0 | 0 | 0 | 0 | 0 |
| 11/29 | at Ten. | W | 1/0 | 0 | 0 | 0 | 0.0 | 0.0 | 0 | 0 | - | 0 | 0 | 0 | 0 | 0 |
| 12/6 | KC | L | 1/1 | 2 | 2 | 0 | 0.0 | 0.0 | 0 | 0 | - | 0 | 0 | 0 | 0 | 0 |
| 12/13 | at Den. | W | 1/0 | 3 | 3 | 0 | 0.0 | 0.0 | 0 | 0 | - | 0 | 0 | 0 | 0 | 0 |
| 12/20 | GB | L | 1/1 | 3 | 3 | 0 | 0.0 | 0.0 | 0 | 0 | - | 0 | 0 | 0 | 0 | 0 |
| 12/24 | SD | W | 1/1 | 5 | 5 | 0 | 0.0 | 0.0 | 0 | 0 | - | 0 | 2 | 0 | 0 | 0 |
| 1/3/16 | at KC | L | 1/0 | 1 | 1 | 0 | 0.0 | 0.0 | 0 | 0 | - | 0 | 0 | 0 | 0 | 0 |
| Totals | | | 16/13 | 70 | 64 | 6 | 1.0 | 5.0 | 1 | 1 | 1 | 0 | 7 | 1 | 0 | 0 |

HAYDEN


DJ HAYDEN GAME-BY-GAME

2014, OAKLAND (3-13)

| Date | Opp. | W/L | GP/GS | TACKLES | | | | | INTERCEPTIONS | | | | | FUMBLES | | |
|---------------|---------|-----|-------------|-----------|-----------|----------|------------|------------|---------------|-----------|-----------|----------|-----------|----------|----------|----------|
| | | | | Total | Solo | Asst. | Sacks | Yds. | No. | Yds. | Lg. | TD | PD | FF | FR | Yds. |
| 9/7 | at NYJ | L | | | | | | | | | | | | | | |
| 9/14 | Hou. | L | | | | | | | | | | | | | | |
| 9/21 | at NE | L | | | | | | | | | | | | | | |
| 9/28 | Mia. | L | | | | | | | | | | | | | | |
| 10/12 | SD | L | | | | | | | | | | | | | | |
| 10/19 | Ari. | L | | | | | | | | | | | | | | |
| 10/26 | at Cle. | L | 1/0 | 0 | 0 | 0 | 0.0 | 0.0 | 0 | 0 | - | 0 | 0 | 0 | 0 | 0 |
| 11/2 | at Sea. | L | 1/0 | 6 | 3 | 3 | 0.0 | 0.0 | 0 | 0 | - | 0 | 4 | 0 | 0 | 0 |
| 11/9 | Den. | L | 1/1 | 2 | 2 | 0 | 0.0 | 0.0 | 1 | -1 | -1 | 0 | 2 | 0 | 0 | 0 |
| 11/16 | at SD | L | 1/1 | 7 | 6 | 1 | 0.0 | 0.0 | 0 | 0 | - | 0 | 1 | 0 | 0 | 0 |
| 11/20 | KC | W | 1/1 | 4 | 3 | 1 | 0.0 | 0.0 | 0 | 0 | - | 0 | 1 | 0 | 0 | 0 |
| 11/30 | at StL. | L | 1/1 | 6 | 5 | 1 | 0.0 | 0.0 | 0 | 0 | - | 0 | 0 | 0 | 0 | 0 |
| 12/7 | SF | W | 1/1 | 4 | 3 | 1 | 0.0 | 0.0 | 0 | 0 | - | 0 | 1 | 0 | 0 | 0 |
| 12/14 | at KC | L | 1/1 | 4 | 4 | 0 | 0.0 | 0.0 | 0 | 0 | - | 0 | 2 | 0 | 0 | 0 |
| 12/21 | Buf. | W | 1/1 | 6 | 6 | 0 | 0.0 | 0.0 | 0 | 0 | - | 0 | 2 | 0 | 0 | 0 |
| 12/28 | at Den. | L | 1/1 | 6 | 5 | 1 | 0.0 | 0.0 | 0 | 0 | - | 0 | 3 | 0 | 0 | 0 |
| Totals | | | 10/8 | 45 | 37 | 8 | 0.0 | 0.0 | 1 | -1 | -1 | 0 | 16 | 0 | 0 | 0 |

2013, OAKLAND (4-12)

| Date | Opp. | W/L | GP/GS | TACKLES | | | | | INTERCEPTIONS | | | | | FUMBLES | | |
|---------------|---------|-----|------------|-----------|-----------|----------|------------|------------|---------------|----------|----------|----------|----------|----------|----------|----------|
| | | | | Total | Solo | Asst. | Sacks | Yds. | No. | Yds. | Lg. | TD | PD | FF | FR | Yds. |
| 9/8 | at Ind. | L | 1/0 | 3 | 3 | 0 | 0.0 | 0.0 | 0 | 0 | - | 0 | 0 | 0 | 0 | 0 |
| 9/15 | Jac. | W | 1/0 | 6 | 5 | 1 | 0.0 | 0.0 | 0 | 0 | - | 0 | 1 | 0 | 0 | 0 |
| 9/23 | at Den. | L | 1/1 | 6 | 2 | 4 | 0.0 | 0.0 | 0 | 0 | - | 0 | 0 | 0 | 0 | 0 |
| 9/29 | Was. | L | 1/0 | 0 | 0 | 0 | 0.0 | 0.0 | 0 | 0 | - | 0 | 0 | 0 | 0 | 0 |
| 10/6 | SD | W | 1/0 | 6 | 5 | 1 | 0.0 | 0.0 | 1 | 0 | 0 | 0 | 1 | 0 | 0 | 0 |
| 10/13 | at KC | L | 1/0 | 2 | 2 | 0 | 0.0 | 0.0 | 0 | 0 | - | 0 | 0 | 1 | 0 | 0 |
| 10/27 | Pit. | W | 1/0 | 5 | 5 | 0 | 0.0 | 0.0 | 0 | 0 | - | 0 | 0 | 0 | 0 | 0 |
| 11/3 | Phi. | L | 1/1 | 1 | 1 | 0 | 0.0 | 0.0 | 0 | 0 | - | 0 | 0 | 0 | 0 | 0 |
| 11/10 | at NYG | L | | | | | | | | | | | | | | |
| 11/17 | at Hou. | W | | | | | | | | | | | | | | |
| 11/24 | Ten. | L | | | | | | | | | | | | | | |
| 11/28 | at Dal. | L | | | | | | | | | | | | | | |
| 12/8 | at NYJ | L | | | | | | | | | | | | | | |
| 12/15 | KC | L | | | | | | | | | | | | | | |
| 12/22 | at SD | L | | | | | | | | | | | | | | |
| 12/29 | Den. | L | | | | | | | | | | | | | | |
| Totals | | | 8/2 | 29 | 23 | 6 | 0.0 | 0.0 | 1 | 0 | 0 | 0 | 2 | 1 | 0 | 0 |



BEN HEENEY

LINEBACKER | KANSAS | 6-0 | 230
ACQUIRED: D5a-15 | NFL EXP.: 2 | RAIDERS EXP.: 2
HOMETOWN: HUTCHINSON, KAN. | BORN: 05/13/92

50

TRANSACTIONS: Selected by Oakland Raiders in the fifth round (140th overall) of the 2015 NFL Draft, May 2, 2015.

2015: Played in 15 games with three starts, emerging as a key contributor on defense late in the season...Credited with 39 tackles (28 solo), 2.5 sacks and one forced fumble...Started three of the team's final four regular season games at linebacker...Also posted five special teams tackles...(9/13) vs. Cin.: Saw brief action at linebacker in NFL debut...(9/27) at Cle.: Saw action on special teams and was part of Raiders' second-quarter goal-line stand that held Browns to a FG...Credit with first career tackle on an assist...(10/25) at SD: Notched first career special teams tackle on a third quarter kickoff...(11/8) at Pit.: Credited with a special teams tackle and downed a punt at the 9-yard line in the second quarter...(11/22) at Det.: Saw first extended action on defense, racking up eight tackles (five) and first career sack...Got to QB Matthew Stafford on a linebacker blitz up the middle for a 5-yard loss in the second quarter...(11/29) at Ten.: Played on defense and special teams...Notched one solo tackle...(12/6) vs. KC: Made first career start...Posted two tackles (one)...Shared a second quarter sack with DE Khalil Mack, getting to QB Alex Smith...(12/13) at Den.: Matched a season high with eight tackles (six)...Knocked the ball free from WR Demaryius Thomas on a third quarter play, recording his first career forced fumble...Also posted a special teams tackle in punt coverage...(12/20) vs. GB: Notched six tackles (four) and posted a sack...Got to QB Aaron Rodgers in the second quarter for a 9-yard loss...(12/24) vs. SD: Recorded a standout performance, racking up a career-high nine tackles (seven)...Also assisted on a special teams tackle...(1/3/16) at KC: Notched four solo tackles...Made initial contact on QB Alex Smith on a third-quarter blitz, forcing Smith into a sack that was recorded by DE Shelby Harris.

COLLEGE: Played four years at Kansas...Started 34-of-46 games at linebacker, totaling 335 tackles (214 solo), 34.5 tackles for loss, 4.5 sacks, four INTs, nine passes defended, three forced fumbles and one fumble recovery...Started all 12 games as a senior and earned unanimous All-Big 12 First-Team and Honorable Mention Big 12 Defensive Player of the Year honors...Voted team captain for second season...Named a fourth-team All-American by Phil Steele Magazine...Selected to play in the 2015 East-West Shrine Game following the season...Finished the season with 127 tackles, one shy of the conference lead...Led the NCAA and the Big 12 in solo tackles with 88 (7.3 per game)...Notched seven double-digit-tackle games in his senior season...In 2013, started 10 games at middle linebacker and earned an All-Big 12 First Team selection by Phil Steele Magazine...An All-Big 12 Second Team choice by coaches, Associated Press and other publications...Finished fourth in the conference with 8.7 tackles per game and fifth in tackles-for-loss per game with 1.15...Finished with team-best 88 stops, including 11.5 for loss and the first three INTs of his career...Garnered All-Big 12 Second-Team honors by the league's coaches, AP and Phil Steele as a sophomore...Started 12 games at middle linebacker and ranked third in the Big 12 in total tackles (112)...Also ranked fifth in the league with 12 tackles for loss...Also had one sack, one forced fumble and two passes defended...As a freshman, played in all 12 contests on defense and special teams...One of 10 true freshmen to play for Kansas in 2011...Majored in liberal arts and sciences.

PERSONAL: Attended Hutchinson (Kan.) High School...Ranked as the 12th best player in the state of Kansas and the 58th best outside linebacker in the nation, according to Rivals.com...Named to the Wichita Eagles' Top 11 football team...Recorded 143 career tackles, including 14 for loss, with four INTs...Named 5A first-team all-state as a running back by the Topeka Capital-Journal...Rushed for 2,083 yards on 246 carries with 39 TDs as a senior, setting school records both in yards and TDs...Ran for a school-record 333 yards against Salina Central...Born in Overland Park, Kan. ...His father, Joe, and two uncles played baseball at Kansas.

ADDITIONAL STATISTICS: Special teams tackles – 5 in 2015.

SINGLE-GAME HIGHS: TACKLES: Total – 9, 12/24/15 vs. SD. Solo – 7, 12/24/15 vs. SD. Sacks – 1, 12/20/15 vs. GB. Passes defended – 1, 12/13/15 at Den.

AT A GLANCE

- Played in 15 games, starting three, in his rookie season, amassing 39 tackles (28 solo), 2.5 sacks and one forced fumble.
- Tallied 335 tackles (214) in his career, eighth best in Kansas history.
- Owns two 100-tackle seasons and recorded at least 50 solo tackles in each of his last three seasons, leading the Big 12 in solo tackles as a senior.
- Earned All-Big 12 Second Team honors in 2012 and 2013 before earning first-team recognition as a senior in 2014.



HEENEY

BEN HEENEY'S CAREER STATISTICS

| Year | Team | GP | GS | TACKLES | | | | | Yds. | INTERCEPTIONS | | | | | FUMBLES | | |
|--------|---------|----|----|---------|------|-------|-------|--|------|---------------|------|-----|----|----|---------|----|------|
| | | | | Total | Solo | Asst. | Sacks | | | No. | Yds. | Lg. | TD | PD | FF | FR | Yds. |
| 2015 | Oakland | 15 | 3 | 39 | 28 | 11 | 2.5 | | 17.5 | 0 | 0 | - | 0 | 0 | 1 | 0 | 0 |
| Totals | | 15 | 3 | 39 | 28 | 11 | 2.5 | | 17.5 | 0 | 0 | - | 0 | 0 | 1 | 0 | 0 |

BEN HEENEY GAME-BY-GAME

2015, OAKLAND (7-9)

| Date | Opp. | W/L | GP/GS | TACKLES | | | | | Yds. | INTERCEPTIONS | | | | | FUMBLES | | |
|--------|---------|-----|-------|------------------------|------|-------|-------|--|------|---------------|------|-----|----|----|---------|----|------|
| | | | | Total | Solo | Asst. | Sacks | | | No. | Yds. | Lg. | TD | PD | FF | FR | Yds. |
| 9/13 | Cin. | L | 1/0 | 0 | 0 | 0 | 0.0 | | 0.0 | 0 | 0 | - | 0 | 0 | 0 | 0 | 0 |
| 9/20 | Bal. | W | 1/0 | 0 | 0 | 0 | 0.0 | | 0.0 | 0 | 0 | - | 0 | 0 | 0 | 0 | 0 |
| 9/27 | at Cle. | W | 1/0 | 1 | 0 | 1 | 0.0 | | 0.0 | 0 | 0 | - | 0 | 0 | 0 | 0 | 0 |
| 10/4 | at Chi. | L | | (INACTIVE - HAMSTRING) | | | | | | | | | | | | | |
| 10/11 | Den. | L | 1/0 | 0 | 0 | 0 | 0.0 | | 0.0 | 0 | 0 | - | 0 | 0 | 0 | 0 | 0 |
| 10/25 | at SD | W | 1/0 | 0 | 0 | 0 | 0.0 | | 0.0 | 0 | 0 | - | 0 | 0 | 0 | 0 | 0 |
| 11/1 | NYJ | W | 1/0 | 0 | 0 | 0 | 0.0 | | 0.0 | 0 | 0 | - | 0 | 0 | 0 | 0 | 0 |
| 11/8 | at Pit. | L | 1/0 | 0 | 0 | 0 | 0.0 | | 0.0 | 0 | 0 | - | 0 | 0 | 0 | 0 | 0 |
| 11/15 | Min. | L | 1/0 | 0 | 0 | 0 | 0.0 | | 0.0 | 0 | 0 | - | 0 | 0 | 0 | 0 | 0 |
| 11/22 | at Det. | L | 1/0 | 8 | 5 | 3 | 1.0 | | 5.0 | 0 | 0 | - | 0 | 0 | 0 | 0 | 0 |
| 11/29 | at Ten. | W | 1/0 | 1 | 1 | 0 | 0.0 | | 0.0 | 0 | 0 | - | 0 | 0 | 0 | 0 | 0 |
| 12/6 | KC | L | 1/1 | 2 | 1 | 1 | 0.5 | | 3.5 | 0 | 0 | - | 0 | 0 | 0 | 0 | 0 |
| 12/13 | at Den. | W | 1/0 | 8 | 6 | 2 | 0.0 | | 0.0 | 0 | 0 | - | 0 | 0 | 1 | 0 | 0 |
| 12/20 | GB | L | 1/1 | 6 | 4 | 2 | 1.0 | | 9.0 | 0 | 0 | - | 0 | 0 | 0 | 0 | 0 |
| 12/24 | SD | W | 1/1 | 9 | 7 | 2 | 0.0 | | 0.0 | 0 | 0 | - | 0 | | 0 | 0 | 0 |
| 1/3/16 | at KC | L | 1/0 | 4 | 4 | 0 | 0.0 | | 0.0 | 0 | 0 | - | 0 | 0 | 0 | 0 | 0 |
| Totals | | | 15/3 | 39 | 28 | 11 | 2.5 | | 17.5 | 0 | 0 | - | 0 | 0 | 1 | 0 | 0 |



ROY HELU, JR.

RUNNING BACK | NEBRASKA | 5-11 | 220
ACQUIRED: UFA-'15 (Was.) | NFL EXP: 6 | RAIDERS EXP.: 2
HOMETOWN: DANVILLE, CALIF. | BORN: 12/07/88

26

TRANSACTIONS: Selected by Washington Redskins in the fourth round (105th overall) of the 2011 NFL Draft...Signed by Oakland Raiders as an unrestricted free agent, March 11, 2015.

CAREER: Elusive sixth-year running back enters his second season with the Silver and Black after four years (2011-14) with Washington...Career totals include 57 games played with five starts, 272 attempts for 1,171 yards (4.3 avg.) with seven TDs, and 138 receptions for 1,227 yards (8.9 avg.) with four TDs...Played in nine games in his first season with Oakland, totaling 114 yards of offense with one receiving TD...Appeared in 14 games in 2014, rushing for 216 yards on 40 carries (5.4 avg.) with one TD...Set career highs with 477 receiving yards and two receiving TDs on 42 receptions...In 2013, totaled a personal-best four rushing TDs on 62 carries with 274 yards (4.4 avg.)...Played in three games in 2012 before being placed on the Reserve/Injured List with an Achilles injury on Sept. 26...As a rookie in 2011, had his best rushing season with 151 carries for 640 yards with two TDs...Added a career-best 49 receptions for 379 yards and one TD.

AT A GLANCE

- Sixth-year running back enters second season with the Raiders after four seasons with the Washington Redskins.
- Earned Pro Football Weekly/PFWA All-Rookie Team recognition in 2011 after setting career highs in starts (five), attempts (151), rushing yards (640) and receptions (49).
- Played in 48 career games at Nebraska, leaving the school ranked fourth on all-time rushing list with 3,404 yards.
- A two-time All-East Bay League honoree at San Ramon Valley High School in Danville, Calif.

2015: Appeared in nine games in first season with the Silver and Black...Totaled 17 rushing attempts for 39 yards (2.3 avg.) and hauled in nine receptions for 75 yards (8.3 avg.)...Inactive for seven games...**(9/20) vs. Bal.:** Made Silver and Black debut, seeing action on offense and special teams...**(9/27) at Cle.:** Appeared in 50th career game...Tallied the first reception of his Raiders career, gaining 12 yards...**(10/4) at Chi.:** Recorded most productive outing as a Raider, totaling 22 yards on five carries with two receptions for 13 yards and one TD...Scored on a 4-yard reception in the second quarter...Filling in for injured RB Taiwan Jones, returned kickoffs for the first time in his career...Brought back three kickoffs for 58 yards (19.3 avg.) with a 37-yard long...**(10/11) vs. Den.:** Contributed significantly on offense, playing 27 snaps...Caught three passes for 12 yards and had three rushes for six yards...Returned one kickoff for 27 yards...**(10/25) at SD:** Helped the offense with four carries for three yards...**(11/1) vs. NYJ:** Played two snaps on offense and was targeted once in the passing game...**(11/29) at Ten.:** Active for the first time since Week 8 vs. NYJ...Rushed two times for three yards (1.5 avg.)...**(12/6) vs. KC:** Caught one pass in the game, a season-long 15-yard pickup for a first down in the third quarter...**(1/3/16) at KC:** Made first appearance since Dec. 6 vs. KC...Recorded a season-high 23 receiving yards on two receptions and rushed for five yards on three carries.

2014 (with Was.): Played in 14 games with two starts and set career highs with 477 receiving yards and two receiving TDs...Also added 216 yards and one rushing TD on 40 carries...**(9/7) at Hou.:** Gained 46 yards on four carries and caught two passes for 15 yards...**(9/15) vs. Jac.:** Carried eight times for 25 yards and caught two passes for 11 yards...**(9/21) at Phi.:** Rushed for a 1-yard TD and caught a career-long 55-yard pass...**(9/25) vs. NYG:** Led the team in receptions (five) and receiving yards (78), marking the first time a running back led the team in receiving yards since he did so in Week 17 of the 2011 season...Recorded a 36-yard reception, giving him catches of 30-plus yards in consecutive games for the first time in his career...**(10/6) vs. Sea.:** Caught five passes for 59 yards...Added two rushes for -1 yard...**(10/12) at Ari.:** Rushed three times for 26 yards and caught two passes for 40 yards...Recorded a 33-yard reception to become the first Redskins running back in records available dating back to 1994 to record a reception of at least 30 yards in three games in a single season...**(10/19) vs. Ten.:** Rushed five times for 29 yards and caught three passes...**(10/27) at Dal.:** Gained 29 yards on five carries and caught two passes for 14 yards in the Monday Night overtime win against the Cowboys...**(11/2) at Min.:** Recorded four receptions for 46 yard and three carries for six yards...**(11/16) vs. TB:** Caught six passes for 57 yards including a 30-yard TD reception, his first receiving score since Week 17 of the 2011 season...**(12/7) vs. StL.:** Rushed once for five yards and caught four passes for 61 yards with one receiving TD, the second of his career...**(12/28) vs. Dal.:** Rushed six times for 42 yards and caught four passes for 41 yards.

2013 (with Was.): Played in all 16 games for Washington as a supplement to starter RB Alfred Morris...Rushed 62 times for 274 yards (4.4 avg.) with four rushing TDs...Caught 31 passes for 251 yards (8.1 avg.)...Tied a team record with three rushing TDs against the Bears in Week 7...**(9/9) vs. Phi.:** Had one carry for five yards and an 11-yard reception in the Monday Night opener...**(9/15) at GB:** Caught one pass for two yards...**(9/22) vs. Det.:** Hauled in three passes for 35 yards...**(9/29) at Oak.:** Scored his first rushing TD of the season, finishing the game with 13 carries for 41 yards...Added two receptions for 43 yards...**(10/13) at Dal.:** Rushed six times for 42 yards and added four receptions for 35 yards...**(10/20) vs. Chi.:** Carried 11 times for 41 yards and tied a Redskins record with three rushing TDs...**(10/27) at Den.:** Gained 11 yards on five carries and caught a 14-yard pass...**(11/3) vs. SD:** Contributed two rushes for 23 yards and one reception for six yards in the win...**(11/7) at Min.:** Rushed twice for eight yards and caught three passes for 27 yards in the Thursday Night loss...**(11/17) at Phi.:** Rushed



HELU, JR.

three times for 39 yards and caught three passes for 11 yards...**(11/25) vs. SF:** Gained 26 yards on seven carries and caught one pass for seven yards...**(12/1) vs. NYG:** Rushed four times for six yards and caught four passes for 34 yards...**(12/8) vs. KC:** Rushed once for five yards and caught one pass for two yards in the snow against the Chiefs...**(12/15) at Atl.:** Recorded three carries for five yards and caught a 4-yard pass...**(12/29) at NYG:** Rushed three times for 24 yards and hauled in two passes for 14 yards in the season finale.

2012 (with Was.): Played in three games before being placed on the Reserve/Injured List with an Achilles injury on Sept. 26...**(9/9) at NO:** Saw action at running back in the season opener, rushing twice for two yards...Recorded three receptions for 25 yards in the victory...**(9/16) at StL:** Caught one pass for no yards in limited action at running back...**(9/23) vs. Cin.:** Caught three passes for 28 yards as a reserve running back.

2011 (with Was.): Appeared in 15 games with five starts as a rookie...Earned Pro Football Weekly/Pro Football Writers of America All-Rookie Team honors after recording 151 carries for 640 yards (4.2 avg.), both career highs, with two TDs, and 49 receptions for 379 yards (7.7 avg.) with one TD...Led all NFL rookie running backs with 49 receptions...Finished with 1,019 combined rushing and receiving yards, the first time a Redskins rookie running back eclipsed the 1,000-yard mark since Reggie Brooks in 1993...**(9/11) vs. NYG:** Had one carry for two yards in his NFL debut...**(9/18) vs. Ari.:** Saw action at running back, totaling 10 carries for 74 yards...Also caught three passes for 38 yards...**(11/6) vs. SF:** Made first career start, finishing the game with 10 carries for 41 yards...Also recorded a franchise-record 14 receptions for 105 yards...The 14 receptions were the most by any NFL running back in a single game in 2011...**(11/13) at Mia.:** Had six carries for 41 yards, including his then-longest rush of 21 yards...Added three catches for 13 yards...**(11/27) at Sea.:** Carried the ball 23 times for 108 yards, marking his first 100-yard rushing performance...Added seven catches for 54 yards...Helped spur a comeback win with a 28-yard fourth-quarter TD run in which he hurdled a defender near the line of scrimmage...**(12/4) vs. NYJ:** Started and carried 23 times for 100 yards and a TD...Became the first Redskins rookie since Reggie Brooks (Weeks 10-11 in 1993) to rush for at least 100 yards in consecutive games...Added four catches for 42 yards...**(12/11) vs. NE:** Set single-game highs with 27 carries and 126 yards...Became the first rookie running back in franchise history with three straight games of at least 100 rushing yards...**(12/18) at NYG:** Carried 23 times for 53 yards, marking his fourth straight game with at least 20 rushing attempts...Added three receptions for 16 yards...**(1/12) at Phi.:** Carried the ball four times for five yards and caught two passes for 48 yards with one TD.

COLLEGE: Played in 48 career games, making 28 starts, and totaled 578 rushes for 3,404 yards (5.9 avg.) and 28 TDs at Nebraska (2007-10)...His rushing yardage total ranked 11th in Big 12 history...Became the sixth Cornhusker to rush for over 3,000 yards in his career...Finished fourth on the school's all-time rushing list, and currently ranks fifth...Also caught 54 passes for 501 yards (9.3 avg.)...As a senior, played in 14 games with 12 starts, rushing 188 times for 1,245 yards (6.6 avg.) with 11 TDs...Caught five passes for 46 yards...Set a school record with 307 rushing yards vs. Missouri, earning him National Player of the Week honors from Walter Camp and Rivals.com, and Big 12 Offensive Player of the Week recognition...Earned All-Big 12 Conference Second-Team honors from The NFL Draft Report, the league's coaches and Fort Worth Star-Telegram...Also named third-team All-Big 12 by Phil Steele...A second-team All-Academic Big 12 selection...Served as a team captain and was named the squad's Most Valuable Player for the second consecutive season...Earned Academic All-Big 12 Conference and Big 12 Commissioner's spring and fall Academic Honor Roll recognition in 2010...As a junior, named second-team All-Big 12 Conference by The NFL Draft Report, the league's coaches, the Kansas City Star, Dallas Morning News and Rivals.com...Named Nebraska's Offensive MVP and a member of the Doak Walker Award and Maxwell Award Watch Lists...As a junior, eclipsed the 100-yard mark four times in 14 games...Ranked fourth in the conference with 220 carries for 1,147 yards (6.6 avg.) and 10 TDs...Finished third on the team with 19 receptions for 149 yards (7.8 avg.) and ranked second on the team with 1,296 all-purpose yards...As a sophomore, played in 13 games with two starts and earned an All-Big 12 Conference honorable mention...Carried the ball 125 times for 803 yards (6.4 avg.) with seven TDs...Also caught 25 passes for 266 yards (10.6 avg.)...Played in seven games as a freshman, totaling 209 yards on 45 carries (4.6 avg.)...One of 11 true freshman to play that season...Majored in sociology.

PERSONAL: Attended San Ramon Valley High School in Danville, Calif. ...Earned All-East Bay League honors in each of his final two seasons...As a senior, totaled 181 rushes for 1,085 yards (6.0 avg.) with 11 TDs...Added 20 receptions for 280 yards (14.0 avg.) with one TD through the air...Helped guide his team to a 10-2 record in 2006...As a junior, rushed for 1,526 yards and 19 TDs on 186 carries (8.2 avg.)...Also caught 30 passes for 500 yards and four TDs...Saw some action at free safety, notching one INT.

ADDITIONAL STATISTICS: Special teams tackles – 3 in 2013, 1 in 2014; NFL totals: 4. Fumble recoveries – 1 in 2011, 2 in 2013, 1 in 2014, 1 in 2015; NFL totals: 5.

SINGLE-GAME HIGHS: RUSHING: Attempts – 27, 12/11/11 vs. NE. Yards – 126, 12/11/11 vs. NE. Long – 28t, 11/27/11 at Sea. Touchdowns – 3, 10/20/13 vs. Chi. RECEIVING: Receptions – 14, 11/6/11 vs. SF. Yards – 105, 11/6/11 vs. SF. Long – 55, 9/21/14 at Phi. Touchdowns – 1, four times; last: 10/4/15 at Chi.

ROY HELU, JR.'S CAREER STATISTICS

| Year | Team | GP | GS | RUSHING | | | | | RECEIVING | | | | | TOTAL OFFENSE |
|---------------|------------|-----------|----------|------------|--------------|------------|------------|----------|------------|--------------|------------|-----------|----------|---------------|
| | | | | Att. | Yds | Avg. | Lg. | TD | Rec. | Yds. | Avg. | Lg. | TD | |
| 2011 | Washington | 15 | 5 | 151 | 640 | 4.2 | 28t | 2 | 49 | 379 | 7.7 | 47t | 1 | 1,019 |
| 2012 | Washington | 3 | 0 | 2 | 2 | 1.0 | 1 | 0 | 7 | 45 | 6.4 | 21 | 0 | 47 |
| 2013 | Washington | 16 | 0 | 62 | 274 | 4.4 | 24 | 4 | 31 | 251 | 8.1 | 28 | 0 | 525 |
| 2014 | Washington | 14 | 0 | 40 | 216 | 5.4 | 18 | 1 | 42 | 477 | 11.4 | 55 | 2 | 693 |
| 2015 | Oakland | 9 | 0 | 17 | 39 | 2.3 | 12 | 0 | 9 | 75 | 8.3 | 15 | 1 | 114 |
| Totals | | 57 | 5 | 272 | 1,171 | 4.3 | 28t | 7 | 138 | 1,227 | 8.9 | 55 | 4 | 2,398 |

HELU, JR.

ROY HELU, JR. GAME-BY-GAME

2015, OAKLAND (7-9)

| Date | Opp. | W/L | GP/GS | RUSHING | | | | | TD | RECEIVING | | | | | TOTAL OFFENSE |
|---------------|---------|-----|------------|-----------|-----------|------------|-----------|------------|----|-----------|-----------|------------|-----------|----------|---------------|
| | | | | Att. | Yds. | Avg. | Lg. | (INACTIVE) | | Rec. | Yds. | Avg. | Lg. | TD | |
| 9/13 | | | | | | | | | | | | | | | |
| 9/20 | Bal. | W | 1/0 | 0 | 0 | - | - | 0 | 0 | 0 | 0 | - | - | 0 | 0 |
| 9/27 | at Cle. | W | 1/0 | 0 | 0 | - | - | 0 | 0 | 1 | 12 | 12.0 | 12 | 0 | 12 |
| 10/4 | at Chi. | L | 1/0 | 5 | 22 | 4.4 | 12 | 0 | 0 | 2 | 13 | 6.5 | 9 | 1 | 35 |
| 10/11 | Den. | L | 1/0 | 3 | 6 | 2.0 | 4 | 0 | 0 | 3 | 12 | 4.0 | 9 | 0 | 18 |
| 10/25 | at SD | W | 1/0 | 4 | 3 | 0.8 | 3 | 0 | 0 | 0 | 0 | - | - | 0 | 3 |
| 11/1 | NYJ | W | 1/0 | 0 | 0 | - | - | 0 | 0 | 0 | 0 | - | - | 0 | 0 |
| 11/8 | at Pit. | L | | | | | | (INACTIVE) | | | | | | | |
| 11/15 | Min. | L | | | | | | (INACTIVE) | | | | | | | |
| 11/22 | at Det. | L | | | | | | (INACTIVE) | | | | | | | |
| 11/29 | at Ten. | W | 1/0 | 2 | 3 | 1.5 | 2 | 0 | 0 | 0 | 0 | - | - | 0 | 3 |
| 12/6 | KC | L | 1/0 | 0 | 0 | - | - | 0 | 0 | 1 | 15 | 15.0 | 15 | 0 | 15 |
| 12/13 | at Den. | W | | | | | | (INACTIVE) | | | | | | | |
| 12/20 | GB | L | | | | | | (INACTIVE) | | | | | | | |
| 12/24 | SD | W | | | | | | (INACTIVE) | | | | | | | |
| 1/3/16 | at KC | L | 1/0 | 3 | 5 | 1.7 | 3 | 0 | 0 | 2 | 23 | 11.5 | 14 | 0 | 28 |
| Totals | | | 9/0 | 17 | 39 | 2.3 | 12 | 0 | | 9 | 75 | 8.3 | 15 | 1 | 114 |

2014, WASHINGTON (4-12)

| Date | Opp. | W/L | GP/GS | RUSHING | | | | | TD | RECEIVING | | | | | TOTAL OFFENSE |
|---------------|---------|-----|-------------|-----------|------------|------------|-----------|------------------|----|-----------|------------|-------------|-----------|----------|---------------|
| | | | | Att. | Yds. | Avg. | Lg. | (INACTIVE) | | Rec. | Yds. | Avg. | Lg. | TD | |
| 9/7 | at Hou. | L | 1/0 | 4 | 46 | 11.5 | 16 | 0 | 0 | 2 | 15 | 7.5 | 9 | 0 | 61 |
| 9/14 | Jac. | W | 1/0 | 8 | 25 | 3.1 | 9 | 0 | 0 | 2 | 11 | 5.5 | 6 | 0 | 36 |
| 9/21 | at Phi. | L | 1/0 | 1 | 1 | 1.0 | 1t | 1 | 1 | 1 | 55 | 55.0 | 55 | 0 | 56 |
| 9/25 | NYG | L | 1/0 | 2 | 8 | 4.0 | 6 | 0 | 0 | 5 | 78 | 15.6 | 36 | 0 | 86 |
| 10/6 | Sea. | L | 1/0 | 2 | -1 | -0.5 | 4 | 0 | 0 | 5 | 59 | 11.8 | 22 | 0 | 58 |
| 10/12 | at Ari. | L | 1/0 | 3 | 26 | 8.7 | 16 | 0 | 0 | 2 | 40 | 20.0 | 33 | 0 | 66 |
| 10/19 | Ten. | W | 1/0 | 5 | 29 | 5.8 | 15 | 0 | 0 | 3 | -9 | -3.0 | 1 | 0 | 20 |
| 10/27 | at Dal. | W | 1/0 | 5 | 29 | 5.8 | 18 | 0 | 0 | 2 | 14 | 7.0 | 7 | 0 | 43 |
| 11/2 | at Min. | L | 1/0 | 3 | 6 | 2.0 | 5 | 0 | 0 | 4 | 46 | 11.5 | 24 | 0 | 52 |
| 11/16 | TB | L | 1/0 | 0 | 0 | - | - | 0 | 0 | 6 | 57 | 9.5 | 30t | 1 | 57 |
| 11/23 | at SF | L | 1/0 | 0 | 0 | - | - | 0 | 0 | 2 | 9 | 4.5 | 7 | 0 | 9 |
| 11/30 | at Ind. | L | 1/0 | 1 | 5 | 5.0 | 5 | 0 | 0 | 4 | 61 | 15.3 | 31 | 1 | 66 |
| 12/7 | StL. | L | 1/0 | 0 | 0 | - | - | 0 | 0 | 0 | 0 | - | - | 0 | 0 |
| 12/14 | at NYG | L | | | | | | (INACTIVE - TOE) | | | | | | | |
| 12/21 | Phi. | W | | | | | | (INACTIVE - TOE) | | | | | | | |
| 12/28 | Dal. | L | 1/0 | 6 | 42 | 7.0 | 15 | 0 | 0 | 4 | 41 | 10.3 | 19 | 0 | 83 |
| Totals | | | 14/0 | 40 | 216 | 5.4 | 18 | 1 | | 42 | 477 | 11.4 | 55 | 2 | 693 |

2013, WASHINGTON (3-13)

| Date | Opp. | W/L | GP/GS | RUSHING | | | | | TD | RECEIVING | | | | | TOTAL OFFENSE |
|---------------|---------|-----|-------------|-----------|------------|------------|-----------|------------|----|-----------|------------|------------|-----------|----------|---------------|
| | | | | Att. | Yds. | Avg. | Lg. | (INACTIVE) | | Rec. | Yds. | Avg. | Lg. | TD | |
| 9/9 | Phi. | L | 1/0 | 1 | 5 | 5.0 | 5 | 0 | 0 | 1 | 11 | 11.0 | 11 | 0 | 16 |
| 9/15 | at GB | L | 1/0 | 0 | 0 | - | - | 0 | 0 | 1 | 2 | 2.0 | 2 | 0 | 2 |
| 9/22 | Det. | L | 1/0 | 0 | 0 | - | - | 0 | 0 | 3 | 35 | 11.7 | 15 | 0 | 35 |
| 9/29 | at Oak. | W | 1/0 | 13 | 41 | 3.2 | 14t | 1 | 1 | 2 | 43 | 21.5 | 28 | 0 | 84 |
| 10/13 | at Dal. | L | 1/0 | 6 | 42 | 7.0 | 17 | 0 | 0 | 4 | 35 | 8.8 | 18 | 0 | 77 |
| 10/20 | Chi. | W | 1/0 | 11 | 41 | 3.7 | 14t | 3 | 3 | 1 | 5 | 5.0 | 5 | 0 | 46 |
| 10/27 | at Den. | L | 1/0 | 5 | 11 | 2.2 | 4 | 0 | 0 | 1 | 14 | 14.0 | 14 | 0 | 25 |
| 11/3 | SD | W | 1/0 | 2 | 23 | 11.5 | 21 | 0 | 0 | 1 | 6 | 6.0 | 6 | 0 | 29 |
| 11/7 | at Min. | L | 1/0 | 2 | 8 | 4.0 | 4 | 0 | 0 | 3 | 23 | 7.7 | 9 | 0 | 31 |
| 11/17 | at Phi. | L | 1/0 | 3 | 39 | 13.0 | 24 | 0 | 0 | 3 | 11 | 3.7 | 5 | 0 | 50 |
| 11/25 | SF | L | 1/0 | 7 | 26 | 3.7 | 12 | 0 | 0 | 1 | 7 | 7.0 | 7 | 0 | 33 |
| 12/1 | NYG | L | 1/0 | 4 | 6 | 1.5 | 3 | 0 | 0 | 4 | 34 | 8.5 | 20 | 0 | 40 |
| 12/8 | KC | L | 1/0 | 1 | 5 | 5.0 | 5 | 0 | 0 | 1 | 2 | 2.0 | 2 | 0 | 7 |
| 12/15 | at Atl. | L | 1/0 | 3 | 5 | 1.7 | 5 | 0 | 0 | 1 | 4 | 4.0 | 4 | 0 | 9 |
| 12/22 | Dal. | L | 1/0 | 1 | -2 | -2.0 | -2 | 0 | 0 | 2 | 5 | 2.5 | 4 | 0 | 3 |
| 12/29 | at NYG | L | 1/0 | 3 | 24 | 8.0 | 19 | 0 | 0 | 2 | 14 | 7.0 | 9 | 0 | 38 |
| Totals | | | 16/0 | 62 | 274 | 4.4 | 24 | 4 | | 31 | 251 | 8.1 | 28 | 0 | 525 |

HELU, JR.


ROY HELU, JR. GAME-BY-GAME

2012, WASHINGTON (10-6)

| Date | Opp. | W/L | GP/GS | RUSHING | | | | | | RECEIVING | | | | | TOTAL OFFENSE |
|---------------|---------|-----|------------|-----------------------------------|----------|------------|----------|----------|--|-----------|-----------|------------|-----------|----------|------------------|
| | | | | Att. | Yds. | Avg. | Lg. | TD | | Rec. | Yds. | Avg. | Lg. | TD | |
| 9/9 | at NO | W | 1/0 | 2 | 2 | 1.0 | 1 | 0 | | 3 | 25 | 8.3 | 21 | 0 | 27 |
| 9/16 | at StL. | L | 1/0 | 0 | 0 | - | - | 0 | | 1 | 0 | 0.0 | 0 | 0 | 0 |
| 9/23 | Cin. | L | 1/0 | 0 | 0 | - | - | 0 | | 3 | 20 | 6.7 | 9 | 0 | 20 |
| 9/30 | at TB | W | | (RESERVE/INJURED LIST - ACHILLES) | | | | | | | | | | | |
| 10/7 | Atl. | L | | (RESERVE/INJURED LIST - ACHILLES) | | | | | | | | | | | |
| 10/14 | Min. | W | | (RESERVE/INJURED LIST - ACHILLES) | | | | | | | | | | | |
| 10/21 | at NYG | L | | (RESERVE/INJURED LIST - ACHILLES) | | | | | | | | | | | |
| 10/28 | at Pit. | L | | (RESERVE/INJURED LIST - ACHILLES) | | | | | | | | | | | |
| 11/4 | Car. | L | | (RESERVE/INJURED LIST - ACHILLES) | | | | | | | | | | | |
| 11/18 | Phi. | W | | (RESERVE/INJURED LIST - ACHILLES) | | | | | | | | | | | |
| 11/22 | at Dal. | W | | (RESERVE/INJURED LIST - ACHILLES) | | | | | | | | | | | |
| 12/3 | NYG | W | | (RESERVE/INJURED LIST - ACHILLES) | | | | | | | | | | | |
| 12/9 | Bal. | W | | (RESERVE/INJURED LIST - ACHILLES) | | | | | | | | | | | |
| 12/16 | at Cle. | W | | (RESERVE/INJURED LIST - ACHILLES) | | | | | | | | | | | |
| 12/23 | at Phi. | W | | (RESERVE/INJURED LIST - ACHILLES) | | | | | | | | | | | |
| 12/30 | Dal. | W | | (RESERVE/INJURED LIST - ACHILLES) | | | | | | | | | | | |
| Totals | | | 3/0 | 2 | 2 | 1.0 | 1 | 0 | | 7 | 45 | 6.4 | 21 | 0 | 47 |

2011, WASHINGTON (5-11)

| Date | Opp. | W/L | GP/GS | RUSHING | | | | | | RECEIVING | | | | | TOTAL OFFENSE |
|---------------|---------|-----|-------------|-----------------------|------------|------------|------------|----------|--|-----------|------------|------------|------------|----------|------------------|
| | | | | Att. | Yds. | Avg. | Lg. | TD | | Rec. | Yds. | Avg. | Lg. | TD | |
| 9/11 | NYG | W | 1/0 | 1 | 2 | 2.0 | 2 | 0 | | 0 | 0 | - | - | 0 | 2 |
| 9/18 | Ari. | W | 1/0 | 10 | 74 | 7.4 | 18 | 0 | | 3 | 38 | 12.7 | 33 | 0 | 112 |
| 9/26 | at Dal. | L | 1/0 | 5 | 15 | 3.0 | 7 | 0 | | 2 | 17 | 8.5 | 14 | 0 | 32 |
| 10/2 | at StL. | W | 1/0 | 8 | 35 | 4.4 | 9 | 0 | | 0 | 0 | - | - | 0 | 35 |
| 10/16 | Phi. | L | 1/0 | 2 | 6 | 3.0 | 4 | 0 | | 2 | 11 | 5.5 | 8 | 0 | 17 |
| 10/23 | at Car. | L | 1/0 | 1 | -1 | -1.0 | -1 | 0 | | 2 | 6 | 3.0 | 4 | 0 | 5 |
| 10/30 | at Buf. | L | 1/0 | 0 | 0 | - | - | 0 | | 3 | 20 | 6.7 | 8 | 0 | 20 |
| 11/6 | SF | L | 1/1 | 10 | 41 | 4.1 | 16 | 0 | | 14 | 105 | 7.5 | 17 | 0 | 146 |
| 11/13 | at Mia. | L | 1/0 | 6 | 41 | 6.8 | 21 | 0 | | 3 | 13 | 4.3 | 6 | 0 | 54 |
| 11/20 | Dal. | L | 1/0 | 8 | 35 | 4.4 | 13 | 0 | | 2 | 3 | 1.5 | 5 | 0 | 38 |
| 11/27 | at Sea. | W | 1/1 | 23 | 108 | 4.7 | 28t | 1 | | 7 | 54 | 7.7 | 14 | 0 | 162 |
| 12/4 | NYJ | L | 1/1 | 23 | 100 | 4.3 | 22 | 1 | | 4 | 42 | 10.5 | 23 | 0 | 142 |
| 12/11 | NE | L | 1/1 | 27 | 126 | 4.7 | 26 | 0 | | 2 | 6 | 3.0 | 8 | 0 | 132 |
| 12/18 | at NYG | W | 1/1 | 23 | 53 | 2.3 | 8 | 0 | | 3 | 16 | 5.3 | 9 | 0 | 69 |
| 12/24 | Min. | L | | (INACTIVE - TOE/KNEE) | | | | | | | | | | | |
| 1/1/12 | at Phi. | L | 1/0 | 4 | 5 | 1.3 | 7 | 0 | | 2 | 48 | 24.0 | 47t | 1 | 53 |
| Totals | | | 15/5 | 151 | 640 | 4.2 | 28t | 2 | | 49 | 379 | 7.7 | 47t | 1 | 1,019 |



ANDRE HOLMES

WIDE RECEIVER | HILLSDALE | 6-4 | 210
ACQUIRED: W-'13 (NE) | NFL EXP.: 5 | RAIDERS EXP.: 4
HOMETOWN: ELK GROVE, ILL. | BORN: 06/16/88

18

TRANSACTIONS: Signed by Minnesota Vikings as an undrafted free agent, July 27, 2011... Waived by Vikings, Aug. 29, 2011... Signed by Dallas Cowboys to practice squad, Sept. 5, 2011... Signed by Cowboys to active roster, Dec. 9, 2011... Waived by Cowboys, Nov. 24, 2012... Re-signed by Cowboys to practice squad, Nov. 27, 2012... Signed by New England Patriots as a reserve/future free agent, Jan. 21, 2013... Waived by Patriots, May 10, 2013... Claimed via waivers by Oakland Raiders, May 13, 2013... Re-signed by Raiders as a restricted free agent, April 8, 2015... Re-signed by Raiders as an unrestricted free agent, March 15, 2016.

CAREER: Explosive receiver returns for his fourth season with the Raiders after appearing in all 16 games last season for the team... Posted 14 receptions for 201 yards and four TDs last year... Started the final 13 games of 2014 and led the team with a career-high 693 receiving yards on 47 receptions with four TDs... His 47 receptions (third on team) were also a personal best... Since joining the Raiders as a waiver-wire acquisition following the 2013 draft, has appeared in 42 games, starting 18, and has totaled 86 catches for 1,325 yards and nine TDs for the Silver and Black... Made the Cowboys' season-opening roster as a rookie in 2012, caught his first two passes, and provided solid contributions on special teams, including an onside-kick recovery before being waived and re-signed to the practice squad.

AT A GLANCE

- Hauled in four TDs to go along with 14 receptions for 201 yards in 2015.
- Led the Raiders in receiving in 2014, posting career highs with 47 receptions for 693 yards (14.7 avg.) with four TDs.
- In 2012, became the sixth player from Hillsdale to play in an NFL game, joining G Howard Mudd (1964-70), HB Bruce McLenna (1966), K Chester Marcol (1972-80), WR Nate Johnson (1980) and T Jared Veldheer (2010-15).
- Father, Kevin, helped DePaul's basketball team to four NCAA tournament appearances in the 1980s.

2015: Appeared in 16 games for the Silver and Black for the second straight season, earning one start... Hauled in 14 passes for 201 yards (14.4 avg.) and tied a career high with four TD receptions... His four TD catches ranked fourth on the team... Also tallied seven special teams tackles (five solo), tied for second most on the team, with one forced fumble... **(9/13) vs. Cin.:** Notched one stop on special teams... **(9/20) vs. Bal.:** Hauled in three significant catches in the victory for 50 yards (16.7 avg.)... **(9/27) at Cle.:** Contributed on offense and special teams... Hauled in one pass for a 3-yard TD, his first of the season... **(11/1) vs. NYJ:** Recorded his second career multi-TD game, hauling in two TD passes, a 5-yard reception in the first quarter and a 49-yard catch in the second quarter... Became first Raider since Jerry Porter in 2004 with two receiving TDs in the first half... Finished with two receptions for 54 yards (27.0 avg.), with the two scores... **(11/8) at Pit.:** Notched one special teams tackle and forced a fumble... **(11/15) vs. Min.:** Started as a third wide receiver and hauled in one reception, a leaping grab in the end zone for a 34-yard TD from QB Derek Carr in the second quarter... **(11/22) at Det.:** Contributed one special teams tackle in the loss... **(11/29) at Ten.:** Caught one pass in the win, a 9-yard gain for a first down in the first quarter... Added a special teams tackle... **(12/20) vs. GB:** Notched two receptions for 17 yards (8.5 avg.) with an 11-yard long... **(12/24) vs. SD:** Tied a season high with three catches for 33 yards (11.0 avg.) with a 16-yard long.

2014: Enjoyed a career year, contributing in all 16 games with 13 starts... Set new personal highs with 47 receptions, a team-leading 693 receiving yards and four TDs... **(9/14) vs. Hou.:** Caught five passes for 45 yards (9.0 avg.), picking up two crucial first downs on the Raiders' second fourth-quarter TD drive... **(9/21) at NE:** Picked up one reception for a game-long 29 yards... **(9/28) vs. Mia.:** Earned first start of the season and caught five passes for 74 yards (14.8 avg.) and a TD... Hauled in a 22-yard TD pass from QB Matt McGloin in the fourth quarter, the second score of his career... **(10/12) vs. SD:** Recorded his second career 100-yard game and first multi-TD game, catching four passes for 121 yards (30.3 avg.), including a career-long 77-yard TD reception... His 77-yard TD catch from QB Derek Carr was the longest passing play for the Raiders all season, and the longest by a Raider since TE Zach Miller's 86-yard score on Oct. 10, 2009... First multi-TD game by a Raider since TE Brandon Myers on Dec. 12, 2012... Finished the first half with three catches for 115 yards, the most yards with three-or-fewer catches in a single half in franchise history... **(10/19) vs. Ari.:** Finished with three receptions for 34 yards (11.3 avg.) and a long of 18 yards... **(10/26) at Cle.:** Hauled in five passes for 69 yards (13.8 avg.) and a TD... Scored fourth TD of the season on a short pass from Carr, which he took 10 yards to the end zone... **(11/2) at Sea.:** Started and caught two passes for 28 yards... **(11/16) at SD:** Caught two passes for 19 yards (9.5 avg.), surpassing his previous career high in receptions (25)... **(11/20) vs. KC:** Led the team with 55 receiving yards... Tied for team lead with five receptions... **(11/30) at StL.:** Caught three passes for 28 yards... **(12/7) vs. SF:** Recorded two receptions for 38 yards in the win over the crosstown-rival 49ers... **(12/14) at KC:** Hauled in five passes, tied for his season high, for a team-leading 70 yards (14.0 avg.), including a 33-yard diving grab late in the fourth quarter on the team's lone TD drive... **(12/21) vs. Buf.:** Caught three passes for 73 yards (24.3 avg.), including his second catch of 50-plus yards on the season... Made a leaping grab for 51 yards on a critical third-and-22 play in the fourth quarter, keeping the Raiders' second TD drive of the game alive... **(12/28) at Den.:** Recorded two receptions for 10 yards.



2013: Spent the first four games of the season on the Reserve/Suspended List before being added to the active roster... Recorded his first reception as a Raider in Week 11 at Houston... Made his first NFL start on Nov. 24 vs. Tennessee... Enjoyed a breakout season, posting 25 catches for 431 yards

HOLMES

and one TD...(10/13) at KC: Saw his first action of the season and made his Raider debut...(11/10) at NYG: Saw action on offense and on special teams...Recovered a fumble on the game's opening kickoff and returned it 22 yards to set up the Raiders' first TD drive...(11/17) at Hou.: Saw action at wide receiver and recorded his first reception as a Raider, a 33-yard leaping catch...(11/24) vs. Ten.: Started and recorded two receptions for 32 yards, including a 16-yarder in the third quarter to set up a Raiders FG...(11/28) at Dal.: Posted his best game as a pro, hauling in seven catches for 136 yards (19.4 avg.)...Recorded three catches of at least 20 yards (21, 24, 35)...(12/8) at NYJ: Started and totaled three catches for 63 yards...Hauled in a 40-yard pass from QB Matt McGloin in the second quarter, getting Oakland out from inside its own 10-yard line...(12/15) vs. KC: Recorded four catches for 58 yards and one TD...His six-yard TD on the Raiders' first drive of the second half was the first TD reception of his career...(12/22) at SD: Recorded team highs with five catches and 71 yards...Had a strong fourth quarter, hauling in four catches for 60 yards...(12/29) vs. Den.: Hauled in three catches for 38 yards, including a 22-yarder on the Raiders' fourth-quarter scoring drive.

2012 (with Dal.): Played in his first seven NFL games, primarily on special teams...Caught two passes for 11 yards (5.5 avg.) and added two tackles...Waived on Nov. 24 and re-signed three days later to team's practice squad, where he finished the season...(9/5) at NYG: Made his NFL debut in season opener...On the opening kickoff, made the season's first tackle...(10/1) vs. Chi.: Made his first NFL reception, converting a third down with a 7-yard reception from QB Kyle Orton on a late TD drive...(10/14) at Bal.: With 30 seconds left and Dallas trailing 31-29, recovered his team's onside kick at the Cowboys' 46-yard line.

2011 (with Dal.): Spent the final four weeks of his rookie season on the Cowboys' 53-man roster, but did not play...Initially signed with Cowboys on Sept. 5...Entered the NFL with Minnesota as an undrafted free agent and was waived at the end of training camp.

COLLEGE: A three-year starter and four-year letterman at Division II Hillsdale College...Garnered first-team all-conference honors three consecutive years...An All-American as a senior, turned in the most productive receiving season in the program's 119-year football history, with single-season school records in both receptions (104) and receiving yards (1,368), averaging 114.0 per game...Started all 12 games and helped lead his team to the first round of the NCAA playoffs and in his college finale recorded a Hillsdale-record 16 catches for 208 yards and two TDs in a loss to St. Cloud State...As a junior, had 1,076 yards on 77 receptions...Became a starter as a sophomore after playing in all 11 games as a redshirt freshman...Also lettered in track and won the outdoor triple jump at the 2007 Greater Lakes Intercollegiate Athletic Conference championships.

PERSONAL: Attended James B. Conant High School in Hoffman Estates, Ill., starting one season at wide receiver...Helped lead the Cougars to a playoff berth...Participated in the London NFL Play 60 event in 2014...Father, Kevin Holmes, played college basketball for DePaul from 1982-86, helping the Blue Demons to four NCAA tournament appearances...Brother, Jason, was signed to play in the Australian Football League in 2013.

ADDITIONAL STATISTICS: Special teams tackles – 2 in 2013, 2 in 2014, 7 in 2015; NFL totals: 11. Special teams forced fumbles – 1 in 2015. Special teams fumble recoveries – 1 in 2013.

SINGLE-GAME HIGHS: RECEIVING: Receptions – 7, 11/28/13 at Dal. Yards – 136, 11/28/13 at Dal. Long – 77t, 10/12/14 vs. SD. Touchdowns – 2, two times; last: 11/1/15 vs. NYJ.

ANDRE HOLMES' CAREER STATISTICS

| Year | Team | GP | GS | RECEIVING | | | | | RUSHING | | | | | TOTAL OFFENSE |
|---------------|---------|-----------|-----------|-----------|--------------|-------------|------------|----------|----------|----------|----------|----------|----------|---------------|
| | | | | Rec. | Yds. | Avg. | Lg. | TD | Att. | Yds. | Avg. | Lg. | TD | |
| 2011 | Dallas | 0 | 0 | 0 | 0 | - | - | 0 | 0 | 0 | - | - | 0 | 0 |
| 2012 | Dallas | 7 | 0 | 2 | 11 | 5.5 | 7 | 0 | 0 | 0 | - | - | 0 | 11 |
| 2013 | Oakland | 10 | 4 | 25 | 431 | 17.2 | 40 | 1 | 0 | 0 | - | - | 0 | 431 |
| 2014 | Oakland | 16 | 13 | 47 | 693 | 14.7 | 77t | 4 | 0 | 0 | - | - | 0 | 693 |
| 2015 | Oakland | 16 | 1 | 14 | 201 | 14.4 | 49t | 4 | 0 | 0 | - | - | 0 | 201 |
| Totals | | 49 | 18 | 88 | 1,336 | 15.2 | 77t | 9 | 0 | 0 | - | - | 0 | 1,336 |

ANDRE HOLMES GAME-BY-GAME

2015, OAKLAND (7-9)

| Date | Opp. | W/L | GP/GS | RECEIVING | | | | | RUSHING | | | | | TOTAL OFFENSE |
|---------------|---------|-----|-------------|-----------|------------|-------------|------------|----------|----------|----------|----------|----------|----------|---------------|
| | | | | Rec. | Yds. | Avg. | Lg. | TD | Att. | Yds. | Avg. | Lg. | TD | |
| 9/13 | Cin. | L | 1/0 | 0 | 0 | - | - | 0 | 0 | 0 | - | - | 0 | 0 |
| 9/20 | Bal. | W | 1/0 | 3 | 50 | 16.7 | 21 | 0 | 0 | 0 | - | - | 0 | 50 |
| 9/27 | at Cle. | W | 1/0 | 1 | 3 | 3.0 | 3t | 1 | 0 | 0 | - | - | 0 | 3 |
| 10/4 | at Chi. | L | 1/0 | 0 | 0 | - | - | 0 | 0 | 0 | - | - | 0 | 0 |
| 10/11 | Den. | L | 1/0 | 0 | 0 | - | - | 0 | 0 | 0 | - | - | 0 | 0 |
| 10/25 | at SD | W | 1/0 | 0 | 0 | - | - | 0 | 0 | 0 | - | - | 0 | 0 |
| 11/1 | NYJ | W | 1/0 | 2 | 54 | 27.0 | 49t | 2 | 0 | 0 | - | - | 0 | 54 |
| 11/8 | at Pit. | L | 1/0 | 0 | 0 | - | - | 0 | 0 | 0 | - | - | 0 | 0 |
| 11/15 | Min. | L | 1/1 | 1 | 34 | 34.0 | 34t | 1 | 0 | 0 | - | - | 0 | 34 |
| 11/22 | at Det. | L | 1/0 | 0 | 0 | - | - | 0 | 0 | 0 | - | - | 0 | 0 |
| 11/29 | at Ten. | W | 1/0 | 1 | 9 | 9.0 | 9 | 0 | 0 | 0 | - | - | 0 | 9 |
| 12/6 | KC | L | 1/0 | 1 | 1 | 1.0 | 1 | 0 | 0 | 0 | - | - | 0 | 1 |
| 12/13 | at Den. | W | 1/0 | 0 | 0 | - | - | 0 | 0 | 0 | - | - | 0 | 0 |
| 12/20 | GB | L | 1/0 | 2 | 17 | 8.5 | 11 | 0 | 0 | 0 | - | - | 0 | 17 |
| 12/24 | SD | W | 1/0 | 3 | 33 | 11.0 | 16 | 0 | 0 | 0 | - | - | 0 | 33 |
| 1/3/16 | at KC | L | 1/0 | 0 | 0 | - | - | 0 | 0 | 0 | - | - | 0 | 0 |
| Totals | | | 16/1 | 14 | 201 | 14.4 | 49t | 4 | 0 | 0 | - | - | 0 | 201 |

HOLMES

ANDRE HOLMES GAME-BY-GAME

2014, OAKLAND (3-13)

| Date | Opp. | W/L | GP/GS | RECEIVING | | | | | RUSHING | | | | | TOTAL OFFENSE |
|---------------|---------|-----|--------------|-----------|------------|-------------|------------|----------|----------|----------|----------|----------|----------|------------------|
| | | | | Rec. | Yds. | Avg. | Lg. | TD | Att. | Yds. | Avg. | Lg. | TD | |
| 9/7 | at NYJ | L | 1/0 | 0 | 0 | - | - | 0 | 0 | 0 | - | - | 0 | 0 |
| 9/14 | Hou. | L | 1/0 | 5 | 45 | 9.0 | 15 | 0 | 0 | 0 | - | - | 0 | 45 |
| 9/21 | at NE | L | 1/0 | 1 | 29 | 29.0 | 29 | 0 | 0 | 0 | - | - | 0 | 29 |
| 9/28 | Mia. | L | 1/1 | 5 | 74 | 14.8 | 22t | 1 | 0 | 0 | - | - | 0 | 74 |
| 10/12 | SD | L | 1/1 | 4 | 121 | 30.3 | 77t | 2 | 0 | 0 | - | - | 0 | 121 |
| 10/19 | Ari. | L | 1/1 | 3 | 34 | 11.3 | 18 | 0 | 0 | 0 | - | - | 0 | 34 |
| 10/26 | at Cle. | L | 1/1 | 5 | 69 | 13.8 | 31 | 1 | 0 | 0 | - | - | 0 | 69 |
| 11/2 | at Sea. | L | 1/1 | 2 | 28 | 14.0 | 17 | 0 | 0 | 0 | - | - | 0 | 28 |
| 11/9 | Den. | L | 1/1 | 0 | 0 | - | - | 0 | 0 | 0 | - | - | 0 | 0 |
| 11/16 | at SD | L | 1/1 | 2 | 19 | 9.5 | 10 | 0 | 0 | 0 | - | - | 0 | 19 |
| 11/20 | KC | W | 1/1 | 5 | 55 | 11.0 | 37 | 0 | 0 | 0 | - | - | 0 | 55 |
| 11/30 | at StL. | L | 1/1 | 3 | 28 | 9.3 | 16 | 0 | 0 | 0 | - | - | 0 | 28 |
| 12/7 | SF | W | 1/1 | 2 | 38 | 19.0 | 22 | 0 | 0 | 0 | - | - | 0 | 38 |
| 12/14 | at KC | L | 1/1 | 5 | 70 | 14.0 | 33 | 0 | 0 | 0 | - | - | 0 | 70 |
| 12/21 | Buf. | W | 1/1 | 3 | 73 | 24.3 | 51 | 0 | 0 | 0 | - | - | 0 | 73 |
| 12/28 | at Den. | L | 1/1 | 2 | 10 | 5.0 | 7 | 0 | 0 | 0 | - | - | 0 | 10 |
| Totals | | | 16/13 | 47 | 693 | 14.7 | 77t | 4 | 0 | 0 | - | - | 0 | 693 |

2013, OAKLAND (4-12)

| Date | Opp. | W/L | GP/GS | RECEIVING | | | | | RUSHING | | | | | TOTAL OFFENSE |
|---------------|---------|-----|-------------|-----------|------------|-------------|-----------|----------|----------|----------|----------|----------|----------|------------------|
| | | | | Rec. | Yds. | Avg. | Lg. | TD | Att. | Yds. | Avg. | Lg. | TD | |
| 9/8 | at Ind. | L | | | | | | | | | | | | |
| 9/15 | Jac. | W | | | | | | | | | | | | |
| 9/23 | at Den. | L | | | | | | | | | | | | |
| 9/29 | Was. | L | | | | | | | | | | | | |
| 10/6 | SD | W | | | | | | | | | | | | |
| 10/13 | at KC | L | 1/0 | 0 | 0 | - | - | 0 | 0 | 0 | - | - | 0 | 0 |
| 10/27 | Pit. | W | 1/0 | 0 | 0 | - | - | 0 | 0 | 0 | - | - | 0 | 0 |
| 11/3 | Phi. | L | | | | | | | | | | | | |
| 11/10 | at NYG | L | 1/0 | 0 | 0 | - | - | 0 | 0 | 0 | - | - | 0 | 0 |
| 11/17 | at Hou. | W | 1/0 | 1 | 33 | 33.0 | 33 | 0 | 0 | 0 | - | - | 0 | 33 |
| 11/24 | Ten. | L | 1/1 | 2 | 32 | 16.0 | 16 | 0 | 0 | 0 | - | - | 0 | 32 |
| 11/28 | at Dal. | L | 1/0 | 7 | 136 | 19.4 | 35 | 0 | 0 | 0 | - | - | 0 | 136 |
| 12/8 | at NYJ | L | 1/1 | 3 | 63 | 21.0 | 40 | 0 | 0 | 0 | - | - | 0 | 63 |
| 12/15 | KC | L | 1/1 | 4 | 58 | 14.5 | 28 | 1 | 0 | 0 | - | - | 0 | 58 |
| 12/22 | at SD | L | 1/0 | 5 | 71 | 14.2 | 24 | 0 | 0 | 0 | - | - | 0 | 71 |
| 12/29 | Den. | L | 1/1 | 3 | 38 | 12.7 | 22 | 0 | 0 | 0 | - | - | 0 | 38 |
| Totals | | | 10/4 | 25 | 431 | 17.2 | 40 | 1 | 0 | 0 | - | - | 0 | 431 |

2012, DALLAS (8-8)

| Date | Opp. | W/L | GP/GS | RECEIVING | | | | | RUSHING | | | | | TOTAL OFFENSE |
|---------------|---------|-----|------------|-----------|-----------|------------|----------|----------|----------|----------|----------|----------|----------|------------------|
| | | | | Rec. | Yds. | Avg. | Lg. | TD | Att. | Yds. | Avg. | Lg. | TD | |
| 9/5 | at NYG | W | 1/0 | 0 | 0 | - | - | 0 | 0 | 0 | - | - | 0 | 0 |
| 9/16 | at Sea. | L | | | | | | | | | | | | |
| 9/23 | TB | W | 1/0 | 0 | 0 | - | - | 0 | 0 | 0 | - | - | 0 | 0 |
| 10/1 | Chi. | L | 1/0 | 1 | 7 | 7.0 | 7 | 0 | 0 | 0 | - | - | 0 | 7 |
| 10/14 | at Bal. | L | 1/0 | 0 | 0 | - | - | 0 | 0 | 0 | - | - | 0 | 0 |
| 10/21 | at Car. | W | 1/0 | 0 | 0 | - | - | 0 | 0 | 0 | - | - | 0 | 0 |
| 10/28 | NYG | L | | | | | | | | | | | | |
| 11/4 | at Atl. | L | | | | | | | | | | | | |
| 11/11 | at Phi. | W | 1/0 | 0 | 0 | - | - | 0 | 0 | 0 | - | - | 0 | 0 |
| 11/18 | Cle. | W | | | | | | | | | | | | |
| 11/22 | Was. | L | 1/0 | 1 | 4 | 4.0 | 4 | 0 | 0 | 0 | - | - | 0 | 4 |
| 12/2 | Phi. | W | | | | | | | | | | | | |
| 12/9 | at Cin. | W | | | | | | | | | | | | |
| 12/16 | Pit. | W | | | | | | | | | | | | |
| 12/23 | NO | L | | | | | | | | | | | | |
| 12/30 | at Was. | L | | | | | | | | | | | | |
| Totals | | | 7/0 | 2 | 11 | 5.5 | 7 | 0 | 0 | 0 | - | - | 0 | 11 |



AUSTIN HOWARD

TACKLE | NORTHERN IOWA | 6-7 | 330
ACQUIRED: UFA-'14 (NYJ) | NFL EXP: 7 | RAIDERS EXP.: 3
HOMETOWN: DAVENPORT, IOWA | BORN: 03/22/87

77

TRANSACTIONS: Signed by Philadelphia Eagles as an undrafted free agent, April 26, 2010...
 Waived by Eagles, Sept. 3, 2011...Signed by Baltimore Ravens to practice squad, Sept. 6, 2011...
 Signed by New York Jets to active roster, Nov. 23, 2011...Re-signed by Jets as a restricted free
 agent, April 15, 2013...Signed by Oakland Raiders as an unrestricted free agent, March 12, 2014.

CAREER: Veteran offensive lineman enters his third season with the Raiders...Signed with Oakland as an unrestricted free agent in 2014...Started 13 games at right tackle in 2015 before a knee injury ended his season...Part of an offensive line that helped four offensive players earn Pro Bowl nods...Started all 16 games in 2014 at right guard...Has played in 65 games with 62 starts over his six-year career, and has started all 61 games over the past four seasons for the New York Jets and Raiders...Signed with the Jets from the Baltimore Ravens' practice squad in 2011...Originally entered the league as an undrafted free agent with the Philadelphia Eagles in 2010.

AT A GLANCE

- Has appeared in 65 games with 62 starts over six seasons with the Philadelphia Eagles, New York Jets and Raiders, including 61 starts over the past four years.
- Started 13 games at right tackle for the Raiders in 2015 before a knee injury ended his season.
- Moved to right guard in his first season with Oakland in 2014, starting all 16 games.
- Began his collegiate career as a tight end at Northern Iowa, where he also played basketball.

2015: Started 13 games at right tackle in his second season with the Raiders...Placed on the Reserve/Injured List with a knee injury on Dec. 19...In his 12 complete games played, the offensive line allowed 18 sacks, the third fewest in the league through Week 13...Part of an offensive line that helped four offensive players earn trips to the Pro Bowl...**(9/13) vs. Cin.:** Earned the start at right tackle in the season opener for his 50th career start...**(9/20) vs. Bal.:** Started in the come-from-behind victory...Helped the offense total 448 yards of offense, including 351 yards through the air...Marked the team's most productive offensive outing since 2013...**(9/27) at Cle.:** Started on an offensive line that did not allow a sack...Helped pave the way for 155 rushing yards and 469 total yards of offense...**(10/25) at SD:** Started and helped the offense total over 400 yards of offense in the win...Part of a line that allowed only one sack in the game...**(11/1) vs. NYJ:** Started on an offensive line that did not allow a sack and helped produce over 450 yards of offense...Allowed RB Latavius Murray to gain over 100 yards and QB Derek Carr to throw for over 300 yards...**(11/8) at Pit.:** Started on an offensive line that did not allow a sack of Carr for the second straight game...Paved the way for 139 total rushing yards and 440 total yards of offense...**(11/15) vs. Min.:** Started and helped the offense total 371 yards in the loss...**(11/22) at Det.:** Started at right tackle...Part of an offensive line that allowed only one sack in the game...**(11/29) at Ten.:** Started and helped the offense total over 400 yards...**(12/6) vs. KC:** Helped paved the way for a rushing attack that averaged 4.1 yards per attempt...**(12/13) at Den.:** Started at right tackle before leaving the game with a knee injury.

2014: Started all 16 games for the third consecutive season...Made all starts at right guard, after transitioning from tackle upon his arrival in Oakland...**(9/7) at NYJ:** Made first career start at right guard in his Silver and Black debut...**(9/14) vs. Hou.:** Started at right guard and helped the offense gain 364 total yards of offense...Part of an offensive line that did not allow a sack...**(9/21) at NE:** Helped the offensive line prevent a sack for the second straight game...**(10/12) vs. SD:** Helped the offense total a season-high 396 yards of offense...Part of an offensive line that did not allow a sack for the third time on the season, joining the 1970 Raiders'

line as only units in team history to keep clean sheets in three of the first five games...**(10/26) vs. Cle.:** Helped block for QB Derek Carr, who posted his first 300-yard passing game...**(11/9) vs. Den.:** Part of a line that allowed zero sacks for the fourth game on the year...**(11/20) vs. KC:** Helped pave the way for a season-high 179 rushing yards in the Raiders' first win of the season...RB Latavius Murray recorded his first career 100-yard rushing performance...**(12/7) vs. SF:** Helped the offense total 330 yards of offense in the victory...Helped Carr post a passer rating of 140.2, his highest of the season...**(12/21) vs. Buf.:** Paved the way for a rushing attack that produced 140 yards, the team's second highest rushing total of the season.

2013 (with NYJ): Started at right tackle in all 16 games for the second straight season and helped block for the sixth best rushing offense in the league...**(9/22) vs. Buf.:** Blocked for two 100-yard receivers, a 100-yard rusher and 300-yard passer while not allowing a sack...**(10/20) vs. NE:** Helped team churn out 177 yards on 52 carries, including 34 rushes for 104 yards from RB Chris Ivory...**(11/3) vs. NO:** Paved the way for a then-season-high 198 yards rushing on 36 carries (5.5 avg.) by the offense...**(12/22) vs. Cle.:** Helped offense gain 422 total yards, including a season-high 208 on the ground, and did not allow a sack of QB Geno Smith...**(12/29) at Mia.:** Part of an offensive line that did not allow a sack for a second consecutive game...Helped offense register 374 total yards, including 154 on the ground.

2012 (with NYJ): Started all 16 games, only missing one offensive snap...Earned the starting right tackle job after a strong performance in training camp...Helped block for QB Mark Sanchez as he threw for 300 yards three times...Helped RB Shonn



HOWARD

Greene gain more than 1,000 yards for the second consecutive season and score a career-high eight TDs...(9/9) vs Buf.: Made his Jets debut, helping the offense tally 48 points, the most in Jets history for a season opener...Held the Bills' defense without a sack for the first time since 2011...(9/23) at Mia.: Helped Sanchez as he went over 300-yards passing for the first time on the season, throwing for 306 yards and one TD...(10/14) vs. Ind.: Helped block for Greene's seventh career game of 100-or-more yards, as Greene set a career-high with 161 yards rushing and tied a career-best three TDs as part of a rushing offense that gained 252 yards on 44 attempts on the ground...(10/21) at NE: Helped protect Sanchez as he went over 300 yards passing for the seventh time in his career with 28 completions on 41 attempts for 328 yards, one TD and a 90.3 rating...(11/22) vs. NE: Blocked for Sanchez as he threw for 301 yards and one TD, his third 300-yard game of the season...(12/2) vs. Ari.: Helped block for Greene's eighth career game of 100-or-more yards with 24 carries for 104 yards...(12/9) at Jac.: Paved the way for 166 rushing yards and two TD runs.

2011 (with Phi., Bal. and NYJ): Spent the offseason with the Eagles before being waived at the end of training camp...Signed to the Ravens' practice squad in September...Was signed to the Jets' active roster in November, but was inactive for the final six weeks of the season.

2010 (with Phi.): Made the team as an undrafted free agent and saw action in four games...(10/24) at Ten.: Made NFL debut...(1/2/11) vs. Dal.: Made first career start at left tackle.


COLLEGE: Began his collegiate career at Northern Iowa as a blocking tight end, before switching to left tackle as a sophomore in 2008...Named to the 2009 American Football Coaches Association's FCS All-American team...Also recognized as second-team All-Missouri Valley Football Conference, helping guide the Panthers offense to a No. 1 ranking in the MVFC in total offense, passing efficiency and sacks allowed...Started 10-of-11 games at left tackle in 2009, anchoring a unit that ranked seventh in the country in sacks allowed, giving up only 10 for the season...In 2008, earned a second-team All-Missouri Valley Football Conference selection after starting all 15 games at left tackle, as the team boasted a running game that averaged nearly 200 yards per game, and allowed just 12 sacks...Started all 13 games at tight end in 2007, hauling in five passes for 38 yards and a TD on the season...After a redshirt season in 2005, saw action in 10 games in 2006 as a blocking tight end...In 2005-06, played basketball on the UNI basketball team, a squad that was a No. 10 seed in the NCAA Tournament...Majored in criminology.

PERSONAL: Attended Central High School in Davenport, Iowa, earning second-team all-state honors...A team captain, led the Blue Devils with 15 catches for 243 yards and four TDs...Earned the 2012 Kyle Clifton Good Guy Award, which recognizes exceptionally consistent willingness, cooperation and professionalism in daily interaction with the various departments in the Jets organization...His four siblings, Aaron, Amy, Ashley and Marcel, all attended Iowa State...Aaron and Marcel were both members of the football team at ISU...His oldest brother, Marcel, played for the Detroit Lions before a wrist injury shortened his career.

ADDITIONAL STATISTICS: Miscellaneous tackles – 1 in 2012, 1 in 2013, 1 in 2014; NFL totals: 3.

AUSTIN HOWARD GAMES PLAYED/STARTED

| Year | Team | GP | GS |
|---------------|--------------|-----------|-----------|
| 2010 | Philadelphia | 4 | 1 |
| 2011 | Bal./NY Jets | 0 | 0 |
| 2012 | NY Jets | 16 | 16 |
| 2013 | NY Jets | 16 | 16 |
| 2014 | Oakland | 16 | 16 |
| 2015 | Oakland | 13 | 13 |
| Totals | | 65 | 62 |



RODNEY HUDSON

CENTER | FLORIDA STATE | 6-2 | 300
ACQUIRED: UFA-'15 (KC) | NFL EXP.: 6 | RAIDERS EXP.: 2
HOMETOWN: MOBILE, ALA. | BORN: 07/12/89

61

TRANSACTIONS: Selected by Kansas City Chiefs in the second round (55th overall) of the 2011 NFL Draft, April 29, 2011...Signed by Oakland Raiders as an unrestricted free agent, March 11, 2015.

CAREER: Accomplished center enters his second season with the Raiders after signing with the team as an unrestricted free agent prior to the 2015 season...Has played in 64 games with 48 starts at center and guard over five seasons...In his first year with the Raiders in 2015, started 13 games...Missed three contests due to an ankle injury...Started at center in all 16 games for the first time in his career in 2014...Originally entered the NFL as a second-round draft pick of the Chiefs in 2011.

2015: Started 13 games in his first season with the Silver and Black...Missed three games due to an ankle injury...**(9/13) vs. Cin.:** Made his Raider debut in the season opener, starting at center...**(9/20) vs. Bal.:** Started and helped the offense total 448 yards of offense, the team's most since 2013...**(9/27) at Cle.:** Started on an offensive line that did not allow a sack...Helped pave the way for 155 rushing yards and 469 total yards of offense...**(10/25) at SD:** Started and helped the offense total over 400 yards of offense in the win...Had a key downfield block on WR Amari Cooper's 52-yard TD reception...Part of a line that allowed only one sack in the game...**(11/1) vs. NYJ:** Started on an offensive line that did not allow a sack and helped produce over 450 yards of offense...Allowed RB Latavius Murray to gain over 100 yards and QB Derek Carr to throw for over 300 yards...**(11/8) at Pit.:** Started on an offensive line that did not allow a sack of Carr for the second straight game...Paved the way for 139 total rushing yards and 440 total yards of offense...Left the game in the fourth quarter with an injury...**(11/22) at Det.:** Played most of the game at center before exiting the game in the third quarter when he aggravated his ankle injury...Part of an offensive line that allowed only one sack in the game...**(12/13) at Den.:** Returned to the starting lineup at center, recording his 45th career start and his 10th as a Raider...Played every offensive snap in the Raiders' 15-12 win...**(12/20) vs. GB:** Started at center, helping the team total over 370 yards of offense and 120 rushing yards...**(12/24) vs. SD:** Started at center in the team's 23-20 overtime win.

2014 (with KC): Started at center in all 16 games for the first time in his career, helping the Chiefs finish 10th in the NFL with 119.9 rushing yards per game...**(9/29) vs. NE:** Helped protect QB Alex Smith, allowing him to post a season-best 144.4 quarterback rating and three TDs...Helped pave the way for RB Jamaal Charles to record 108 total yards (92 rushing, 16 receiving) and three total TDs (one rushing, two receiving)...**(10/5) at SF:** Part of a line that did not allow a sack...**(10/19) at SD:** Helped lead the way for Charles to rush for 95 yards with one TD...**(11/2) vs. NYJ:** Helped protect Smith and allow him to throw for two TDs and post a 106.8 passer rating...**(11/9) at Buf.:** Helped pave the way for Charles to post 118 total yards (98 rushing, 20 receiving) in the victory...**(11/16) vs. Sea.:** Part of a line that held the Seahawks without a sack...Helped lead the way for Charles to post a season-high 159 rushing yards and two TDs in the victory...**(12/21) at Pit.:** Helped block for Smith as he threw for a season-high 311 yards.

AT A GLANCE

- Started 13 games at center in his first season with the Silver and Black, missing three games due to an ankle injury.
- Has played in 64 games with 48 starts at center and guard over his career.
- Started at center in all 16 games for the first time in his career in 2014.
- Was the 11th player in ACC history to win the Jacobs Blocking Award twice in a career (2009-10).

(9/20) vs. Bal.: Started and helped the offense total 448 yards of offense, the team's most since 2013...**(9/27) at Cle.:** Started on an offensive line that did not allow a sack...Helped pave the way for 155 rushing yards and 469 total yards of offense...**(10/25) at SD:** Started and helped the offense total over 400 yards of offense in the win...Had a key downfield block on WR Amari Cooper's 52-yard TD reception...Part of a line that allowed only one sack in the game...**(11/1) vs. NYJ:** Started on an offensive line that did not allow a sack and helped produce over 450 yards of offense...Allowed RB Latavius Murray to gain over 100 yards and QB Derek Carr to throw for over 300 yards...**(11/8) at Pit.:** Started on an offensive line that did not allow a sack of Carr for the second straight game...Paved the way for 139 total rushing yards and 440 total yards of offense...Left the game in the fourth quarter with an injury...**(11/22) at Det.:** Played most of the game at center before exiting the game in the third quarter when he aggravated his ankle injury...Part of an offensive line that allowed only one sack in the game...**(12/13) at Den.:** Returned to the starting lineup at center, recording his 45th career start and his 10th as a Raider...Played every offensive snap in the Raiders' 15-12 win...**(12/20) vs. GB:** Started at center, helping the team total over 370 yards of offense and 120 rushing yards...**(12/24) vs. SD:** Started at center in the team's 23-20 overtime win.

2013 (with KC): Played in all 16 games and started 15 at center...Helped RB Jamaal Charles finish second in the league with 1,980 total yards...**(9/19) at Phi.:** Helped Charles post 172 total yards and one TD...**(10/6) at Ten.:** Helped pave the way for Charles to post his first 100-yard rushing effort of the year, finishing with 108 yards and one TD...**(11/24) vs. SD:** Helped QB Alex Smith post a 106.7 quarterback rating and three TDs...Blocked for Charles, who rushed for 115 yards and two scores...**(12/1) vs. Den.:** Part of a line that did not allow a sack...Helped Charles rush for a season-high 150 yards...**(12/15) at Oak.:** Helped pave the way for Charles to record a career-high 195 receiving yards and five total TDs...Smith threw five TDs and posted a 158.3 quarterback rating...**Postseason: (1/4/14) at Ind.:** Blocked for Smith as he threw for a season-high 378 yards and four TDs.

2012 (with KC): Started the first three games of the season before suffering a season-ending leg injury...Placed on the Reserve/Injured List on Sept. 26...**(9/23) at NO:** Helped RB Jamaal Charles rush for a career-high 233 rushing yards in the victory.

2011 (with KC): Played in all 16 games, starting one at left guard...Saw action primarily on special teams...**(11/27) vs. Pit.:** Started at left guard.



HUDSON

COLLEGE: Played in 53 games with 50 starts at Florida State, including starts in 48 straight contests...Earned All-Atlantic Coast Conference honors all four years...Played both guard and center...Set the conference career record for being named ACC Player of the Week nine times...Was the 11th player in league history to win the Jacobs Blocking Award twice in a career (2009-10), awarded annually to the player voted the most outstanding blocker in the ACC by a poll of head coaches and defensive coordinators...Became the Seminoles' first unanimous first-team All-American since T Alex Barron in 2004...Started all 14 games at left guard as a senior in 2010...Paved the way for an offensive unit that averaged 381.3 total yards, 171.4 rushing yards and 209.9 passing yards per game...Was the only member of the Seminoles offensive line to not allow a sack...Earned ACC Offensive Lineman of the Week three times...Only offensive lineman in the conference to receive votes for ACC Player of the Year honors...Earned first-team All-ACC accolades for the third straight year, becoming the seventh player in history to earn All-ACC honors all four years...Unanimous first-team All-American selection...Finalist for the Outland Trophy as the best interior lineman in college football...Started all 13 games as a junior in 2009...Did not allow a quarterback sack or pressure in 715 offensive snaps...Led the way for an offense that averaged 149.5 rushing yards, 271.9 passing yards and 421.4 yards of total offense per game...Named ACC Offensive Lineman of the Week twice...Became the fifth member of the Seminoles to win the Jacobs Blocking Award...Selected first-team All-ACC for the second straight year...Earned first-team All-American honors from the NFL Draft Report and the Football Writers Association...Earned second-team All-American honors from the Associated Press...Started all 13 games at left guard as a sophomore in 2008...Named ACC Offensive Lineman of the week three times...Chosen first-team Sophomore All-American by the NFL Draft Report...Selected to the All-ACC First Team...Named Florida State's sophomore class academic award winner...Saw action in 13 games (10 starts) as a true freshman in 2007...Played at both left guard and left tackle...Named a consensus first-team Freshman All-American selection and received second-team All-ACC honors...Majored in recreation and leisure.

PERSONAL: Attended Ben C Rain High School in Mobile, Ala. ...Played as a two-way lineman...Earned first-team all-state honors as a junior and senior...Recorded 47 pancake blocks as an offensive lineman and 55 tackles as a nose guard during his senior season.

ADDITIONAL STATISTICS: Miscellaneous tackles – 1 in 2011, 2 in 2012, 1 in 2013, 1 in 2014, 1 in 2015; NFL totals: 6.

RODNEY HUDSON GAMES PLAYED/STARTED

| Year | Team | GP | GS |
|-------------------|-------------|-----------|-----------|
| 2011 | Kansas City | 16 | 1 |
| 2012 | Kansas City | 3 | 3 |
| 2013 | Kansas City | 16 | 15 |
| 2014 | Kansas City | 16 | 16 |
| 2015 | Oakland | 13 | 13 |
| Totals | | 64 | 48 |
| POSTSEASON | | | |
| 2013 | Kansas City | 1 | 1 |
| Totals | | 1 | 1 |



BRUCE IRVIN

LINEBACKER | WEST VIRGINIA | 6-3 | 250
ACQUIRED: UFA '16 (Sea.) | NFL EXP.: 5 | RAIDERS EXP.: 1
HOMETOWN: ATLANTA, GA. | BORN: 11/01/87

51

TRANSACTIONS: Selected by Seattle Seahawks in the first round (15th overall) of the 2012 NFL Draft, April 26, 2012...Signed by Oakland Raiders as an unrestricted free agent, March 10, 2016.

CAREER: Dynamic linebacker enters his first season with the Raiders after signing with the team as an unrestricted free agent in the offseason...Joins the team after four seasons with the Seattle Seahawks, helping the team to two NFC Championships and a victory in Super Bowl XLIII...Played under Raiders defensive coordinator Ken Norton, Jr. in Seattle when Norton, Jr. coached the linebackers...Played in 15 games for Seattle last year, posting 38 tackles and 5.5 sacks...Started 13-of-15 games in 2014, recording 6.5 sacks and a career-high two INTs, both of which were returned for TDs...The two INT-TDs in 2014 tied a franchise record...Started all 12 games he played in 2013, finishing with a career-high 40 tackles and two sacks...Played in all 16 games as a rookie, leading all NFL rookies with eight sacks...Also posted three multi-sack games as a rookie...Career totals include 58 games played with 37 starts, 132 tackles (87 solo), 22 sacks, four forced fumbles, two fumble recoveries, three INTs and seven passes defended...Has also played in 10 postseason contests with eight starts, posting 18 tackles (14) with 3.5 sacks and one pass defended.

AT A GLANCE

- Signed with the Raiders as an unrestricted free agent this past offseason after four years with the Seattle Seahawks.
- Helped the Seahawks rank as the league's number one defense in 2013 and capture Super Bowl XLIII, the franchise's first championship.
- Led all NFL rookies with eight sacks in 2012 and posted three multi-sack games that season.
- Posted 22.5 sacks in just two seasons at West Virginia, ranking fifth in school history.

2015 (with Sea.): Played in 15 games with 12 starts...Totalled 38 tackles (22 solo), 5.5 sacks, one forced fumble, one fumble recovery and two passes defended...His 5.5 sacks ranked third on the team...(9/13) at **StL:** Started and posted four tackles (two) and one fumble recovery...(9/20) at **GB:** Registered one sack, dropping QB Aaron Rodgers for a 7-yard loss...(9/27) vs. **Chi.:** Tied a season high with five tackles...Also registered 0.5 sacks...Helped a defense post a shutout of the Bears, the first time in 194 games Chicago had been shutout...(10/18) vs. **Car.:** Matched a season high with five tackles and set a season high with two sacks...Marked fifth time in his career posting two sacks...(11/1) at **Dal.:** Posted one sack...(11/15) vs. **Ari.:** Tied a season high with five tackles and added one pass defended...(12/6) at **Min.:** Notched three tackles, one sack and one forced fumble...**Postseason:** (1/10/16) at **Min.:** Started and recorded five tackles (three) in the Wild Card victory over the Vikings.

2014 (with Sea.): Played in 15 games and made 13 starts after recovering from offseason hip surgery...Tallied 37 tackles (24 solo), 6.5 sacks, one forced fumble, two INTs, three passes defended...Returned both INTs for TDs...Tied a franchise record for INT-TDs in a season...(10/12) vs. **Dal.:** Posted two tackles and his first sack of the season...(10/26) at **Car.:** Tallied three tackles and a season-high two sacks in the victory...(11/2) vs. **Oak.:** Posted three tackles and one INT...Returned INT 35 yards for his first career TD...(11/23) vs. **Ari.:** Notched three tackles and 0.5 sacks...(11/27) at **SF:** Posted three tackles and one sack, dropping QB Colin Kaepernick for a 6-yards loss...(12/14) vs. **SF:** Started and tied a season high with five tackles...Added one sack and one pass defended...(12/28) vs. **StL.:** Tied a season high with five tackles...Also added one sack and a forced fumble...Tallied second INT of the season, returning it 49 yards for a TD...**Postseason:** (1/10/15) vs. **Car.:** Recorded two tackles and one sack in the Divisional round victory...**Super Bowl XLIX (2/1/15) vs. NE:** Made two tackles and posted one sack of QB Tom Brady, dropping him for an 8-yard loss.



2013 (with Sea.): Made 12 starts for after spending the first four weeks of the regular season on the Reserve/Suspended List...Helped the Seahawks capture the Super Bowl for the first time in franchise history...Totalled a career-high 40 tackles (31 solo), two sacks, one forced fumble, one INT and two passes defended...(10/6) at **Ind.:** In his first game back from suspension, totalled four tackles and one sack in his first career start...(10/17) at **Ari.:** Started and set a career high with nine tackles (eight) with one sack, one forced fumble and his first career INT...(11/3) vs. **TB:** Posted four tackles (two)...(11/17) vs. **Min.:** Recorded three tackles (two)...(12/2) vs. **NO:** Tallied two tackles and one pass defended...(12/8) at **SF:** Notched six tackles (five)...(12/15) at **NYG:** Part of a defense that held the Giants to 25 rushing yards...Added three tackles...(12/29) vs. **StL.:** Part of a defense that tied a franchise record by limiting the Rams to just 13 rushing yards...**Postseason:** **Super Bowl XLIII (2/2/14) vs. Den.:** Posted two tackles, helping the team win the first Super Bowl in franchise history.

2012 (with Sea.): Played in all 16 games and two postseason contests as a rookie...Totalled 17 tackles (10 solo), eight sacks, one forced fumble and one fumble recovery...Led all NFL rookies in sacks...Tallied three multi-sack games on the year...(9/9) at **Ari.:** Made his NFL debut...(9/16) vs. **Dal.:** Registered his first career sack in the victory...(9/24) vs. **GB:** Posted his first career multi-sack game, bringing down QB Aaron Rodgers twice in the win...His sacks contributed to a total of eight sacks by the team in

IRVIN

the first half, second most in NFL history...(10/7) at Car.: Tallied two sacks and one forced fumble...Sack-fumble came on the Panthers' final drive, sealing the victory...(11/11) vs. NYJ: Posted his third multi-sack game of the season...(12/9) vs. Ari.: Recorded two tackles and one sack...(12/16) at Buf.: Registered one tackle and one fumble recovery, returning it 35 yards deep into Bills' territory...Postseason: (1/6/13) at Was.: Posted one sack and a pass defended in the Wild Card victory over the Redskins.

COLLEGE: Played in 26 with six starts at West Virginia over two seasons, recording 61 tackles (45 solo), 22.5 sacks, five forced fumbles and one pass defended...His 22.5 sacks went for minus 159 yards and ranked fifth in school history...Started the team's first five games as a senior, playing in all 13 games and leading the team with 8.5 sacks (tied for fourth in the Big East)...Named All-Big East Conference First Team by the league's coaches...His 8.5 sacks went for minus 71 yards and he recorded 15 tackles for losses of 91 yards, placing him fourth on the school season-record list...Ended the season ranked ninth on the team with 40 tackles (27), while adding two quarterback pressures and forcing three fumbles...Played in all 13 games as a junior, seeing 225 snaps as he led the Big East Conference and ranked second in the nation with 14 sacks, good for the third-best season-total in school history...Named All-Big East Conference Second Team by the league's coaches and selected All-American honorable mention by Sports Illustrated...His 14 sacks went for minus 81 yards and he totaled 21 tackles (18) with two quarterback pressures, two forced fumbles and one pass defended...A key part of WVU's rush defense that ranked second in the nation, allowing 86.46 yards per game and ranked third in both total defense (261.08 ypg.) and scoring defense (13.54 ypg.)...Played one season for Mt. San Antonio Junior College in Walnut, Calif., and guided the team to a 13-1 record in 2009, sealing conference, state and national championships...Named first-team All-American by JC Athletic Bureau and Triumphant Sports...Was also named Player of the Year in the All-California Region III...Was the team's second-leading tackler with 72 stops (45) and led the state with 16 sacks for minus 129 yards, while making 21 tackles for losses of 151 yards...Added five passes defended, blocked a kick, forced three fumbles and recovered one more that he returned 96 yards for a TD...Named Scout.com's junior college second-ranked player overall after the season...Majored in sociology and anthropology.

PERSONAL: Attended Stockbridge High School in Atlanta, Ga. ...Played three games as a wide receiver during his sophomore year...Transferred to Stephenson High School in Stone Mountain, Ga., but never played football.

ADDITIONAL STATISTICS: Touchdowns (2): 11/2/14 at Sea., 35-yard INT return; 12/28/14 vs. StL., 49-yard INT return.

SINGLE-GAME HIGHS: TACKLES: Total – 9, 10/28/13 at StL. Solo – 8, 10/28/13 at StL. Sacks – 2, five times; last: 10/18/15 vs. Car. Forced fumbles – 1, four times; last: 12/6/15 at Min. Fumble recoveries – 1, two times; last: 9/13/15 at StL. Interceptions – 1, three times; last: 12/28/14 vs. StL. Passes defended – 1, seven times; last: 1/3/16 at Ari.

BRUCE IRVIN'S CAREER STATISTICS

| Year | Team | GP | GS | TACKLES | | | | | INTERCEPTIONS | | | | | FUMBLES | | |
|-------------------|---------|-----------|-----------|------------|-----------|-----------|-------------|--------------|---------------|-----------|------------|----------|----------|----------|----------|-----------|
| | | | | Total | Solo | Asst. | Sacks | Yds. | No. | Yds. | Lg. | TD | PD | FF | FR | Yds. |
| 2012 | Seattle | 16 | 0 | 17 | 10 | 7 | 8.0 | 60.0 | 0 | 0 | - | 0 | 0 | 1 | 1 | 35 |
| 2013 | Seattle | 12 | 12 | 40 | 31 | 9 | 2.0 | 16.0 | 1 | 8 | 8 | 0 | 2 | 1 | 0 | 0 |
| 2014 | Seattle | 15 | 13 | 37 | 24 | 13 | 6.5 | 45.5 | 2 | 84 | 49t | 2 | 3 | 1 | 0 | 0 |
| 2015 | Seattle | 15 | 12 | 38 | 22 | 16 | 5.5 | 42.5 | 0 | 0 | - | 0 | 2 | 1 | 1 | 0 |
| Totals | | 58 | 37 | 132 | 87 | 45 | 22.0 | 164.0 | 3 | 92 | 49t | 2 | 7 | 4 | 2 | 35 |
| POSTSEASON | | | | | | | | | | | | | | | | |
| 2012 | Seattle | 2 | 1 | 2 | 2 | 0 | 1.0 | 12.0 | 0 | 0 | - | 0 | 1 | 0 | 0 | 0 |
| 2013 | Seattle | 3 | 2 | 5 | 5 | 0 | 0.0 | 0.0 | 0 | 0 | - | 0 | 0 | 0 | 0 | 0 |
| 2014 | Seattle | 3 | 3 | 6 | 4 | 2 | 2.0 | 16.0 | 0 | 0 | - | 0 | 0 | 0 | 0 | 0 |
| 2015 | Seattle | 2 | 2 | 5 | 3 | 2 | 0.5 | 3.0 | 0 | 0 | - | 0 | 0 | 0 | 0 | 0 |
| Totals | | 10 | 8 | 18 | 14 | 4 | 3.5 | 31.0 | 0 | 0 | - | 0 | 1 | 0 | 0 | 0 |

IRVIN

BRUCE IRVIN GAME-BY-GAME

2015, SEATTLE (10-6)

| Date | Opp. | W/L | GP/GS | TACKLES | | | | | Yds. | INTERCEPTIONS | | | | | FUMBLES | | |
|-------------------|---------|-----|--------------|-------------------|-----------|-----------|------------|-------------|------|---------------|----------|----------|----------|----------|----------|----------|----------|
| | | | | Total | Solo | Asst. | Sacks | | | No. | Yds. | Lg. | TD | PD | FF | FR | Yds. |
| 9/13 | at StL. | L | 1/1 | 4 | 2 | 2 | 0.0 | 0.0 | 0.0 | 0 | 0 | - | 0 | 0 | 0 | 1 | 0 |
| 9/20 | at GB | L | 1/0 | 1 | 1 | 0 | 1.0 | 7.0 | 0.0 | 0 | 0 | - | 0 | 0 | 0 | 0 | 0 |
| 9/27 | Chi. | W | 1/1 | 5 | 0 | 5 | 0.5 | 4.5 | 0.0 | 0 | 0 | - | 0 | 0 | 0 | 0 | 0 |
| 10/5 | Det. | W | 1/1 | 4 | 3 | 1 | 0.0 | 0.0 | 0.0 | 0 | 0 | - | 0 | 0 | 0 | 0 | 0 |
| 10/11 | at Cin. | L | 1/1 | 4 | 3 | 1 | 0.0 | 0.0 | 0.0 | 0 | 0 | - | 0 | 0 | 0 | 0 | 0 |
| 10/18 | Car. | L | 1/1 | 5 | 4 | 1 | 2.0 | 17.0 | 0.0 | 0 | 0 | - | 0 | 0 | 0 | 0 | 0 |
| 10/22 | at SF | W | 1/1 | 1 | 1 | 0 | 0.0 | 0.0 | 0.0 | 0 | 0 | - | 0 | 0 | 0 | 0 | 0 |
| 11/1 | at Dal. | W | 1/1 | 1 | 1 | 0 | 1.0 | 6.0 | 0.0 | 0 | 0 | - | 0 | 0 | 0 | 0 | 0 |
| 11/15 | Ari. | L | 1/1 | 5 | 1 | 4 | 0.0 | 0.0 | 0.0 | 0 | 0 | - | 0 | 1 | 0 | 0 | 0 |
| 11/22 | SF | W | | (INACTIVE - KNEE) | | | | | | | | | | | | | |
| 11/29 | Pit. | W | 1/0 | 2 | 0 | 2 | 0.0 | 0.0 | 0.0 | 0 | 0 | - | 0 | 0 | 0 | 0 | 0 |
| 12/6 | at Min. | W | 1/1 | 3 | 3 | 0 | 1.0 | 8.0 | 0.0 | 0 | 0 | - | 0 | 0 | 1 | 0 | 0 |
| 12/13 | at Bal. | W | 1/1 | 1 | 1 | 0 | 0.0 | 0.0 | 0.0 | 0 | 0 | - | 0 | 0 | 0 | 0 | 0 |
| 12/20 | Cle. | W | 1/0 | 0 | 0 | 0 | 0.0 | 0.0 | 0.0 | 0 | 0 | - | 0 | 0 | 0 | 0 | 0 |
| 12/27 | StL. | L | 1/1 | 1 | 1 | 0 | 0.0 | 0.0 | 0.0 | 0 | 0 | - | 0 | 0 | 0 | 0 | 0 |
| 1/3/16 | at Ari. | W | 1/1 | 1 | 1 | 0 | 0.0 | 0.0 | 0.0 | 0 | 0 | - | 0 | 1 | 0 | 0 | 0 |
| Totals | | | 15/12 | 38 | 22 | 16 | 5.5 | 42.5 | | 0 | 0 | - | 0 | 2 | 1 | 1 | 0 |
| POSTSEASON | | | | | | | | | | | | | | | | | |
| 1/10/16 | at Min. | W | 1/1 | 5 | 3 | 2 | 0.5 | 3.0 | 0.0 | 0 | 0 | - | 0 | 0 | 0 | 0 | 0 |
| 1/17/16 | at Car. | L | 1/1 | 0 | 0 | 0 | 0.0 | 0.0 | 0.0 | 0 | 0 | - | 0 | 0 | 0 | 0 | 0 |
| Totals | | | 2/2 | 5 | 3 | 2 | 0.5 | 3.0 | | 0 | 0 | - | 0 | 0 | 0 | 0 | 0 |

2014, SEATTLE (12-4)

| Date | Opp. | W/L | GP/GS | TACKLES | | | | | Yds. | INTERCEPTIONS | | | | | FUMBLES | | |
|-------------------|---------|-----|--------------|-------------------|-----------|-----------|------------|-------------|------|---------------|-----------|------------|----------|----------|----------|----------|----------|
| | | | | Total | Solo | Asst. | Sacks | | | No. | Yds. | Lg. | TD | PD | FF | FR | Yds. |
| 9/4 | GB | W | 1/0 | 2 | 1 | 1 | 0.0 | 0.0 | 0.0 | 0 | 0 | - | 0 | 0 | 0 | 0 | 0 |
| 9/14 | at SD | L | 1/0 | 2 | 2 | 0 | 0.0 | 0.0 | 0.0 | 0 | 0 | - | 0 | 0 | 0 | 0 | 0 |
| 9/21 | Den. | W | | (INACTIVE - RIBS) | | | | | | | | | | | | | |
| 10/6 | at Was. | W | 1/1 | 3 | 1 | 2 | 0.0 | 0.0 | 0.0 | 0 | 0 | - | 0 | 0 | 0 | 0 | 0 |
| 10/12 | Dal. | L | 1/1 | 2 | 1 | 1 | 1.0 | 11.0 | 0.0 | 0 | 0 | - | 0 | 0 | 0 | 0 | 0 |
| 10/19 | at StL. | L | 1/1 | 1 | 0 | 1 | 0.0 | 0.0 | 0.0 | 0 | 0 | - | 0 | 0 | 0 | 0 | 0 |
| 10/26 | at Car. | W | 1/1 | 3 | 2 | 1 | 2.0 | 10.0 | 0.0 | 0 | 0 | - | 0 | 0 | 0 | 0 | 0 |
| 11/2 | Oak. | W | 1/1 | 3 | 1 | 2 | 0.0 | 0.0 | 0.0 | 1 | 35 | 35t | 1 | 1 | 0 | 0 | 0 |
| 11/9 | NYG | W | 1/1 | 1 | 1 | 0 | 0.0 | 0.0 | 0.0 | 0 | 0 | - | 0 | 0 | 0 | 0 | 0 |
| 11/16 | at KC | L | 1/1 | 1 | 1 | 0 | 0.0 | 0.0 | 0.0 | 0 | 0 | - | 0 | 0 | 0 | 0 | 0 |
| 11/23 | Ari. | W | 1/1 | 3 | 2 | 1 | 0.5 | 0.5 | 0.0 | 0 | 0 | - | 0 | 0 | 0 | 0 | 0 |
| 11/27 | at SF | W | 1/1 | 3 | 2 | 1 | 1.0 | 6.0 | 0.0 | 0 | 0 | - | 0 | 0 | 0 | 0 | 0 |
| 12/7 | at Phi. | W | 1/1 | 1 | 1 | 0 | 0.0 | 0.0 | 0.0 | 0 | 0 | - | 0 | 0 | 0 | 0 | 0 |
| 12/14 | SF | W | 1/1 | 5 | 5 | 0 | 1.0 | 8.0 | 0.0 | 0 | 0 | - | 0 | 1 | 0 | 0 | 0 |
| 12/21 | at Ari. | W | 1/1 | 2 | 1 | 1 | 0.0 | 0.0 | 0.0 | 0 | 0 | - | 0 | 0 | 0 | 0 | 0 |
| 12/28 | StL. | W | 1/1 | 5 | 3 | 2 | 1.0 | 10.0 | 0.0 | 1 | 49 | 49t | 1 | 1 | 1 | 0 | 0 |
| Totals | | | 15/13 | 37 | 24 | 13 | 6.5 | 45.5 | | 2 | 84 | 49t | 2 | 3 | 1 | 0 | 0 |
| POSTSEASON | | | | | | | | | | | | | | | | | |
| 1/10/15 | Car. | W | 1/1 | 2 | 1 | 1 | 1.0 | 8.0 | 0.0 | 0 | 0 | - | 0 | 0 | 0 | 0 | 0 |
| 1/18/15 | GB | W | 1/1 | 2 | 1 | 1 | 0.0 | 0.0 | 0.0 | 0 | 0 | - | 0 | 0 | 0 | 0 | 0 |
| 2/1/15 | NE | L | 1/1 | 2 | 2 | 0 | 1.0 | 8.0 | 0.0 | 0 | 0 | - | 0 | 0 | 0 | 0 | 0 |
| Totals | | | 3/3 | 6 | 4 | 2 | 2.0 | 16.0 | | 0 | 0 | - | 0 | 0 | 0 | 0 | 0 |

IRVIN


BRUCE IRVIN GAME-BY-GAME

2013, SEATTLE (13-3)

| Date | Opp. | W/L | GP/GS | TACKLES | | | | | INTERCEPTIONS | | | | | FUMBLES | | |
|-------------------|---------|-----|--------------|-----------|-----------|----------|------------|-------------|--------------------------|----------|----------|----------|----------|----------|----------|----------|
| | | | | Total | Solo | Asst. | Sacks | Yds. | No. | Yds. | Lg. | TD | PD | FF | FR | Yds. |
| 9/8 | at Car. | W | | | | | | | | | | | | | | |
| 9/15 | SF | W | | | | | | | (RESERVE/SUSPENDED LIST) | | | | | | | |
| 9/22 | Jac. | W | | | | | | | (RESERVE/SUSPENDED LIST) | | | | | | | |
| 9/29 | at Hou. | W | | | | | | | (RESERVE/SUSPENDED LIST) | | | | | | | |
| 10/6 | at Ind. | L | 1/1 | 4 | 3 | 1 | 1.0 | 9.0 | 0 | 0 | - | 0 | 0 | 0 | 0 | 0 |
| 10/13 | Ten. | W | 1/1 | 2 | 1 | 1 | 0.0 | 0.0 | 0 | 0 | - | 0 | 0 | 0 | 0 | 0 |
| 10/17 | at Ari. | W | 1/1 | 4 | 4 | 0 | 0.0 | 0.0 | 0 | 0 | - | 0 | 0 | 0 | 0 | 0 |
| 10/28 | at StL. | W | 1/1 | 9 | 8 | 1 | 1.0 | 7.0 | 1 | 8 | 8 | 0 | 1 | 1 | 0 | 0 |
| 11/3 | TB | W | 1/1 | 4 | 2 | 2 | 0.0 | 0.0 | 0 | 0 | - | 0 | 0 | 0 | 0 | 0 |
| 11/10 | at Atl. | W | 1/1 | 2 | 2 | 0 | 0.0 | 0.0 | 0 | 0 | - | 0 | 0 | 0 | 0 | 0 |
| 11/17 | Min. | W | 1/1 | 3 | 2 | 1 | 0.0 | 0.0 | 0 | 0 | - | 0 | 0 | 0 | 0 | 0 |
| 12/2 | NO | W | 1/1 | 2 | 2 | 0 | 0.0 | 0.0 | 0 | 0 | - | 0 | 1 | 0 | 0 | 0 |
| 12/8 | at SF | L | 1/1 | 6 | 5 | 1 | 0.0 | 0.0 | 0 | 0 | - | 0 | 0 | 0 | 0 | 0 |
| 12/15 | at NYG | W | 1/1 | 3 | 2 | 1 | 0.0 | 0.0 | 0 | 0 | - | 0 | 0 | 0 | 0 | 0 |
| 12/22 | Ari. | L | 1/1 | 1 | 0 | 1 | 0.0 | 0.0 | 0 | 0 | - | 0 | 0 | 0 | 0 | 0 |
| 12/29 | StL. | W | 1/1 | 0 | 0 | 0 | 0.0 | 0.0 | 0 | 0 | - | 0 | 0 | 0 | 0 | 0 |
| Totals | | | 12/12 | 40 | 31 | 9 | 2.0 | 16.0 | 1 | 8 | 8 | 0 | 2 | 1 | 0 | 0 |
| POSTSEASON | | | | | | | | | | | | | | | | |
| 1/11/14 | NO | W | 1/1 | 2 | 2 | 0 | 0.0 | 0.0 | 0 | 0 | - | 0 | 0 | 0 | 0 | 0 |
| 1/19/14 | SF | W | 1/1 | 1 | 1 | 0 | 0.0 | 0.0 | 0 | 0 | - | 0 | 0 | 0 | 0 | 0 |
| 2/2/14 | at Den. | W | 1/0 | 2 | 2 | 0 | 0.0 | 0.0 | 0 | 0 | - | 0 | 0 | 0 | 0 | 0 |
| Totals | | | 3/2 | 5 | 5 | 0 | 0.0 | 0.0 | 0 | 0 | - | 0 | 0 | 0 | 0 | 0 |

2012, SEATTLE (11-5)

| Date | Opp. | W/L | GP/GS | TACKLES | | | | | INTERCEPTIONS | | | | | FUMBLES | | |
|-------------------|---------|-----|-------------|-----------|-----------|----------|------------|-------------|---------------|----------|----------|----------|----------|----------|----------|-----------|
| | | | | Total | Solo | Asst. | Sacks | Yds. | No. | Yds. | Lg. | TD | PD | FF | FR | Yds. |
| 9/9 | at Ari. | L | 1/0 | 0 | 0 | 0 | 0.0 | 0.0 | 0 | 0 | - | 0 | 0 | 0 | 0 | 0 |
| 9/16 | Dal. | W | 1/0 | 1 | 0 | 1 | 0.5 | 2.0 | 0 | 0 | - | 0 | 0 | 0 | 0 | 0 |
| 9/24 | GB | W | 1/0 | 2 | 2 | 0 | 2.0 | 9.0 | 0 | 0 | - | 0 | 0 | 0 | 0 | 0 |
| 9/30 | at StL. | L | 1/0 | 0 | 0 | 0 | 0.0 | 0.0 | 0 | 0 | - | 0 | 0 | 0 | 0 | 0 |
| 10/7 | at Car. | W | 1/0 | 2 | 2 | 0 | 2.0 | 19.0 | 0 | 0 | - | 0 | 0 | 1 | 0 | 0 |
| 10/14 | NE | W | 1/0 | 1 | 0 | 1 | 0.0 | 0.0 | 0 | 0 | - | 0 | 0 | 0 | 0 | 0 |
| 10/18 | at SF | L | 1/0 | 0 | 0 | 0 | 0.0 | 0.0 | 0 | 0 | - | 0 | 0 | 0 | 0 | 0 |
| 10/28 | at Det. | L | 1/0 | 1 | 1 | 0 | 0.0 | 0.0 | 0 | 0 | - | 0 | 0 | 0 | 0 | 0 |
| 11/4 | Min. | W | 1/0 | 1 | 0 | 1 | 0.5 | 4.0 | 0 | 0 | - | 0 | 0 | 0 | 0 | 0 |
| 11/11 | NYJ | W | 1/0 | 2 | 2 | 0 | 2.0 | 15.0 | 0 | 0 | - | 0 | 0 | 0 | 0 | 0 |
| 11/25 | at Mia. | L | 1/0 | 1 | 0 | 1 | 0.0 | 0.0 | 0 | 0 | - | 0 | 0 | 0 | 0 | 0 |
| 12/2 | at Chi. | W | 1/0 | 0 | 0 | 0 | 0.0 | 0.0 | 0 | 0 | - | 0 | 0 | 0 | 0 | 0 |
| 12/9 | Ari. | W | 1/0 | 2 | 1 | 1 | 1.0 | 11.0 | 0 | 0 | - | 0 | 0 | 0 | 0 | 0 |
| 12/16 | at Buf. | W | 1/0 | 1 | 1 | 0 | 0.0 | 0.0 | 0 | 0 | - | 0 | 0 | 0 | 1 | 35 |
| 12/23 | SF | W | 1/0 | 2 | 0 | 2 | 0.0 | 0.0 | 0 | 0 | - | 0 | 0 | 0 | 0 | 0 |
| 12/30 | StL. | W | 1/0 | 1 | 1 | 0 | 0.0 | 0.0 | 0 | 0 | - | 0 | 0 | 0 | 0 | 0 |
| Totals | | | 16/0 | 17 | 10 | 7 | 8.0 | 60.0 | 0 | 0 | - | 0 | 0 | 1 | 1 | 35 |
| POSTSEASON | | | | | | | | | | | | | | | | |
| 1/6/13 | at Was. | W | 1/0 | 1 | 1 | 0 | 1.0 | 12.0 | 0 | 0 | - | 0 | 1 | 0 | 0 | 0 |
| 1/13/13 | at Atl. | L | 1/1 | 1 | 1 | 0 | 0.0 | 0.0 | 0 | 0 | - | 0 | 0 | 0 | 0 | 0 |
| Totals | | | 2/1 | 2 | 2 | 0 | 1.0 | 12.0 | 0 | 0 | - | 0 | 1 | 0 | 0 | 0 |



GABE JACKSON

GUARD | MISSISSIPPI STATE | 6-3 | 335
ACQUIRED: 03-'14 | NFL EXP.: 3 | RAIDERS EXP.: 3
HOMETOWN: LIBERTY, MISS. | BORN: 07/12/91

66

TRANSACTIONS: Selected by Oakland Raiders in the third round (81st overall) of the 2014 NFL Draft, May 9, 2014.

CAREER: Durable offensive lineman has started 28-of-29 games at left guard over his first two NFL seasons...Has allowed only four sacks in two seasons, according to STATS, LLC. ...Originally selected by Oakland in the third round (81st overall) of the 2014 NFL Draft...In 2015, started all 16 games for the first time in his career...Earned the starting left guard job as a rookie after a strong showing throughout the preseason.

2015: Started all 16 games for the first time in his NFL career... Did not record an accepted holding penalty all season long... **(9/13) vs. Cin.:** Started at left guard in the season opener... **(9/20) vs. Bal.:** Started and helped the offense total 448 yards of offense, the team's most since Dec. 15, 2013 vs. KC (461 yards)... **(9/27) at Cle.:** Started on an offensive line that did not allow a sack...Helped pave the way for 155 rushing yards and 469 total yards of offense... **(10/25) at SD:** Started and helped the offense total over 400 yards of offense in the win...Part of a line that allowed only one sack in the game... **(11/1) vs. NYJ:** Started on an offensive line that did not allow a sack and helped produce over 450 yards of offense...Allowed RB Latavius Murray to gain over 100 yards and QB Derek Carr to throw for over 300 yards... **(11/8) at Pit.:** Started on an offensive line that did not allow a sack of Carr for the second straight game...Offensive line tied for the fewest sacks allowed (10) by a Raiders team through eight games since the 1970 AFL-NFL merger (2014 and 2011)...Paved the way for 139 total rushing yards and 440 total yards of offense... **(11/22) at Det.:** Started at left guard...Part of an offensive line that allowed only one sack in the game... **(11/29) at Ten.:** Started and helped the offense total over 400 yards... **(12/6) vs. KC:** Started at left guard in the loss to the Chiefs...Helped the rushing attack average 4.1 yards per attempt for 99 yards... **(12/13) at Den.:** Set a new career high with his 13th start of the season... Played every offensive snap in the Raiders' 15-12 win... **(12/20) vs. GB:** Started at left guard, helping the team total over 370 yards of offense and 120 rushing yards... **(12/24) vs. SD:** Started at left guard in the team's 23-20 overtime victory.

2014: Appeared in 13 games with 12 starts...Earned the starting job at left guard after a strong training camp and preseason... Became the third offensive lineman in Raiders history (Khalif Barnes, 2010; Bob Mischak, 1963) to record multiple receptions in a season... **(9/7) at NYJ:** Started at left guard in his NFL debut on an offensive line that did not allow a sack through the first half... Posted a 1-yard reception on a deflected pass from QB Derek Carr, the first reception of his career... **(9/14) vs. Hou.:** Helped the offense gain 364 total yards of offense...Part of an offensive line that did not allow a sack of Carr... **(9/21) at NE:** Helped the offensive line prevent a sack of Carr for the second straight game... **(10/12) vs. SD:** Started and helped the offense total 396 yards... Helped prevent a single sack for the third time on the season, joining the 1970 Raiders' line as only units in franchise history with three shutouts in the sacks allowed category through five games... **(11/30) at StL.:** Returned to action after missing three games with a knee injury...Played the majority of the snaps on offense at left guard after T Menelik Watson exited the game with an injury and Barnes moved to right tackle...Caught a deflected pass from Carr for a 6-yard loss at the end of the first half...Became the third offensive lineman in Raiders history to record multiple receptions in a season... **(12/7) vs. SF:** Helped the offense total 330 yards of offense in the victory...Helped Carr post a passer rating of 140.2, his highest of the season... **(12/21) vs. Buf.:** Paved the way for a rushing attack that produced 140 yards, the team's second highest rushing total of the year.

COLLEGE: Played four seasons at Mississippi State, becoming one of the most decorated offensive lineman in school history...Started all 52 games of his career at left guard...Two-time All-American selection and a two-time first-team All-SEC recipient...Started all 13 games at left guard as a senior...Earned first-team All-SEC honors by the league coaches and Associated Press for the second straight year...Named second-team All-American by Walter Camp, USA Today and Athlon Sports...Awarded the Cornerly Trophy as the top collegiate player in the state of Mississippi and also claimed the Kent Hull Award as the top offensive lineman in Mississippi...Paved the way for an MSU offense that shattered school records in total yards, first downs and yards per game...Earned SEC Offensive Lineman of the Week honors three times and became just the second MSU offensive lineman in school history to receive the honor two-

AT A GLANCE

- Started 28-of-29 games at left guard over his first two NFL seasons, including all 16 games in 2015.
- Caught two passes in 2014, becoming the third offensive lineman in Raiders history to record multiple receptions in a season.
- Started all 52 games at left guard over his four-year career at Mississippi State and was a two-time All-American selection and a two-time first-team All-SEC recipient.
- His senior year, awarded the Cornerly Trophy as the top collegiate player in the state of Mississippi and also claimed the Kent Hull Award as the top offensive lineman in Mississippi.



JACKSON


or-more times...Started all 13 games at left guard as a junior...Earned first-team All-SEC honors by the AP and Phil Steele and second-team honors by the SEC Coaches and ESPN.com...Named to the Phil Steele and FoxSportsNext All-American Second Team, as well as earning honorable mention All-American honors from Sports Illustrated and Pro Football Weekly...Part of an offensive line that gave up the second fewest sacks in the SEC (29th nationally) and did not personally give up a sack all season... Started all 13 games at left guard as a sophomore...Named to the AP and Rivals.com All-SEC Second Team, as well as the Rivals.com Sophomore All-American team...Blocked for RB Vick Ballard, who finished fourth in the SEC in rushing, while giving up the fifth fewest sacks in the league...Helped the 2011 squad reach the top 10 in school history for single-season marks in passing touchdowns, passing completions, total yards and first downs...Blocked for an offense that scored 50-plus points twice in the same season for the first time since 1914, and only the third time in school history...Started all 13 games at left guard as a red-shirt freshman...Named an SEC All-Freshman selection by the coaches...Helped pave the way for the Bulldog rushing attack that averaged 214.8 yards per game, 16th in the country and second highest average in the SEC...Helped the Bulldogs rush for over 200 yards seven different times...Redshirted his true freshman year in 2009.

PERSONAL: Attended Amite County High School in Liberty, Miss., playing football for his father, Charles Jackson, the team's head coach...Played on both sides of the ball at tackle during his four-year career...Rivals.com ranked him as the 28th best prospect in the state of Mississippi, and the fourth best offensive lineman on the state chart.

ADDITIONAL STATISTICS: Receptions - 2 in 2014. Receiving yards - (-5) in 2014.

GABE JACKSON GAMES PLAYED/STARTED

| Year | Team | GP | GS |
|---------------|---------|-----------|-----------|
| 2014 | Oakland | 13 | 12 |
| 2015 | Oakland | 16 | 16 |
| Totals | | 29 | 28 |



SEBASTIAN JANIKOWSKI

KICKER | FLORIDA STATE | 6-1 | 265
ACQUIRED: D1-'00 | NFL EXP.: 17 | RAIDERS EXP.: 17
HOMETOWN: DAYTONA BEACH, FLA. | BORN: 03/02/78

11

TRANSACTIONS: Selected by Oakland Raiders in the first round (17th overall) of the 2000 NFL Draft, April 15, 2000.

CAREER: A record-setting kicker with outstanding leg strength and accuracy...Holds Raiders' all-time records for points (1,675) and games played (252)...Ranks fourth all-time in kickoffs (1,105), fourth in kickoff yards (69,854) and second in kickoff touchbacks (350)...Tied a then-NFL record with a 63-yard FG at Denver on Sept. 12, 2011...Tied an NFL single-game mark with three FGs of 50 yards or longer at Houston on Oct. 9, 2011...Set a team record with six FGs vs. Chicago on Nov. 27, 2011...Selected to first Pro Bowl in 2011 and was an alternate in 2012...In 2012, became one of just nine kickers in NFL history to make at least 91.2 percent of his FGs during a season while being perfect from 49 yards or less...Set franchise record with 142 points in 2010...Received All-Pro recognition from Sports Illustrated in 2009...Has led the team in scoring in each of his 16 seasons...Enters 2016 with 52 FGs of 50-or-more yards, tied for first in NFL history...Has played in 252 games and seven postseason contests, including Super Bowl XXXVII...Has kicked 14 career game-winning FGs...Owns the highest FG percentage in Raiders history at 80.2...Has made 385-of-480 FG attempts and is 520-of-524 (99.2 percent) on PATs...Sits 11th all-time with 385 FGs made...Has topped the century mark in scoring in nine of his 16 professional seasons...Set an NFL record for longest overtime FG, a 57-yard vs. the Jets on Oct. 19, 2008...Also set a Raiders record with a 76-yard FG attempt vs. San Diego on Sept. 28, 2008...Tied an NFL record with four FGs in one quarter at Chicago on Oct. 5, 2003...Has kicked five FGs in a game three times: vs. Denver on Oct. 29, 2000, at Chicago on Oct. 5, 2003 and at Minnesota on Nov. 18, 2007...Just the fifth kicker ever drafted in the first round of the NFL Draft.

2015: Reached numerous milestones in his 16th NFL season...Became the Raiders' all-time leader in games played, passing Tim Brown (240) and finishing the season with 252 games played...Also moved into a tie with Jason Hanson for the NFL's all-time lead with his 52nd career FG from 50-or-more yards out...Scored 101 points to mark the ninth time that he has surpassed the century mark in a season...Finished 21-for-26 on FG attempts and 38-for-39 on PAT attempts...(9/13) vs. Cin.: Played in 16th career season opener...Hit lone PAT attempt in fourth quarter...(9/20) vs. Bal.: Nailed all three FG attempts, hitting from 23, 46 and 48 yards out...Also good on four PAT attempts...(9/27) at Cle.: Booted two FGs, from 23 and 35 yards out...Also good on three PAT attempts...(10/4) at Chi.: Nailed two FGs, from 29 and 41 yards out...(10/11) vs. Den.: Set Raiders all-time record by appearing in his 241st career game...Booted a 50-yard FG in the fourth quarter, his 49th career FG from 50-or-more yards out...(10/25) at SD: Tied a season high with 13 points...Good on all three FG attempts...(11/1) vs. NYJ: Reached a pair of milestones, hitting his 50th career FG of 50-or-more yards and nailing his 500th career PAT...Made FGs from 52 and 47 yards out and was good on all four PAT attempts...(11/22) at Det.: Kicked two long FGs from 48 and 56 yards out...56-yarder marked his 51st career FG of 50-or-more yards...Kick also marked a season long...(11/29) at Ten.: Good on a 24-yard FG and three PAT attempts...(12/6) vs. KC: Was 2-for-3 on PAT attempts, hitting the left upright to miss his first PAT in 225 attempts, a streak that dated back to Dec. 14, 2008 vs. New England...(12/13) at Den.: Hit one PAT attempt and was wide left on a 43-yard FG attempt in the fourth quarter...(12/20) vs. GB: Played in his 250th NFL game, the most by any active player with a single team, to extend his franchise record...(12/24) vs. SD: Connected on two FGs, including the eventual game-winner on a 31-yarder in overtime...FG marked his 14th career game-winner and his sixth in overtime...Also booted a 50-yard FG in the second quarter, tying K Jason Hanson (52) for the NFL record for most career FGs of 50-or-more yards...(1/3/16) at KC: Knocked in a 29-yard FG and added two PATs in the season finale.

2014: Played in all 16 games, hitting 19-of-22 FG attempts and totaling 85 points on the season...Was a perfect 28-for-28 on PATs...Became just the 18th player in NFL history to eclipse 1,500 career points...(9/7) at NYJ: Went 2-for-2 on PATs...(9/14) vs. Hou.: Perfect on two PATs...Marked first time in career that he did not have a FG attempt in first two games of the season...(9/21) at NE: Provided all of Oakland's scoring, hitting FGs of 49, 37 and 47 yards out...(10/19) vs. Ari.: Drilled two FGs, from 29 and



53 yards out...Tied K Morten Andersen for second place in NFL history with his 84th career FG attempt of 50-plus yards...Had four touchbacks on kickoffs...**(10/26) at Cle.:** Nailed two FG attempts, hitting from 46 and 38 yards out...Also lined up wide on fake FG effort in the first quarter...Converted on only PAT attempt...**(11/2) at Sea.:** Was 1-for-2 on FG attempts, hitting a 48-yarder and missing wide left from 51 yards out...**(11/9) vs. Den.:** Hit a 41-yard FG in the first half...**(11/16) at SD:** Nailed two FGs, hitting from 42 and 25 yards out...**(11/20) vs. KC:** Connected on a 40-yard FG in the third quarter to give Oakland a 17-3 lead...**(11/30) at StL:** Notched a touchback on his only kickoff of the game...**(12/7) vs. SF:** Nailed a season-long 57-yard FG in the first quarter...**(12/14) at KC:** Was 2-for-2 on FG attempts, connecting from 53 and 33 yards out...**(12/21) vs. Buf.:** Nailed FGs from 45, 36, 38 and 49 yards out...Only miss was from 49 yards...Moved into 13th place in NFL history with 364 career FGs...**(12/28) at Den.:** Hit two PATs...Recorded his first special teams tackle since 2009 on a second-half kickoff return.

2013: Reached the 100-point plateau for the fourth straight season and the eighth time in his career...Moved into second place on the Raiders all-time service list with 220 games in a Raider uniform...Connected on 21-of-30 FG attempts with a long of 53 yards...Was a perfect 37-for-37 on PAT attempts...**(9/8) at Ind.:** Played in 205th career game, moving into a tie with Dave Dalby (1972-85) for fourth place on Raiders' all-time service list...Was 1-for-2 on FG attempts, hitting a 38-yarder...Miss came from 48 yards out, his first miss from less than 50 yards since the 2011 season...**(9/15) vs. Jac.:** Hit 4-of-5 FG attempts...Only miss came from 35 yards out, his first miss from under 40 yards in 54 attempts...**(10/6) vs. SD:** Good on two FG attempts, hitting from 47 and 50 yards out...**(10/13) at KC:** Played in his 210th career game with the Raiders, moving into a tie for third place with Pro Football Hall of Famer Jim Otto on the team's all-time games played list...**(10/27) vs. Pit.:** Moved into sole possession of third place on the Raiders' all-time games played list with his 211th career appearance in Silver and Black...Good on all three PAT attempts...**(11/3) vs. Phi.:** Was a perfect 2-for-2 on FG attempts, including a season-long 53-yarder at the end of the first half...**(11/10) at NYG:** Good on two FG attempts, hitting from 33 and 24 yards out...Also had four touchbacks on kickoffs...**(11/24) vs. Ten.:** Was 4-of-6 on FG attempts, hitting from 52, 48, 24 and 42 yards out...Tied a franchise record with six FG attempts...**(11/28) at Dal.:** Kicked a 45-yard FG with 0:35 remaining in regulation to cut the Dallas lead to seven points...Good on all three PAT attempts...**(12/8) at NYJ:** Played in his 217th career game, moving into a tie with Hall of Famer Gene Upshaw for second place on the Raiders' all-time service list...Connected on FGs of 41 and 40 yards after missing a 52-yarder in the first half...**(12/15) vs. KC:** Moved into sole possession of second place on the Raiders' all-time chart with his 218th career game...Good on a 34-yard FG in the first quarter and perfect on four PATs...**(12/22) at SD:** Connected on FGs from 20 and 42 yards.

2012: Played in all 16 games...A first-level alternate for the Pro Bowl and second-team All-Pro (CBSSports.com), enjoyed arguably the best season by a kicker in Raiders history, missing only three of his 34 FG attempts: 51-, 61- and 64-yarders...Was one of just nine kickers in NFL history to hit at least 91.2 percent of his FGs during a season while perfect from 49 yards or less...Scored 118 points, including a perfect 25-for-25 on PATs...Named AFC Special Teams Player of the Month for October...**(9/10) vs. SD:** Hit a 51-yard FG to get Oakland on the board in the first quarter...**(9/23) vs. Pit.:** Kicked a 43-yard FG as time expired, his 12th career game-winning kick, giving Oakland a dramatic 34-31 win...On previous drive, booted a 32-yarder to knot the game at 31...**(10/14) at Atl.:** Connected on a 52-yard FG and posted four touchbacks...**(10/21) vs. Jac.:** Converted 4-of-5 FG tries, his lone miss coming from 64 yards out at the end of regulation in an attempt to break the NFL record...Hit the game-winner from 40 yards out, the 13th game-winning kick of his career...**(10/28) at KC:** Connected on four FGs in 26-16 win...**(12/2) vs. Cle.:** Became the ninth player in franchise history to play 200 games in a Raiders uniform...Booted a 51-yarder in the second quarter to give him 40 career FGs of at least 50 yards, tying K Morten Andersen for third on the NFL's all-time list...**(12/16) vs. KC:** Earned his seventh career AFC Special Teams Player of the Week award...Was the only player to score a point, nailing 5-of-6 FGs in 15-0 win...With his 42nd career FG of 50-plus yards, surpassed No. 3 Morten Anderson (40) and matched K John Kasay for No. 2 on the NFL's all-time list, trailing only K Jason Hanson (52)...Hit multiple 50-yard FGs for the fourth time in his career (also at Ten., 10/28/07; vs. Ind., 12/26/10 and at Hou., 10/9/11), connecting from 57 and 50 yards...His 57-yarder, a season best, came on the last play of the first half.



2011: Selected to first career Pro Bowl after another record-breaking season...Scored 129 points, marking the third highest single-season total in franchise history...Good on 31-of-35 FG attempts, also the third highest single-season total in franchise history...Was a perfect 36-for-36 on PATs...Was 7-of-10 on FG attempts of more than 50 yards, his most successful kicks ever from that distance...Had a career-high 32 touchbacks...Named AFC Special Teams Player of the Month in both September and November...Earned AFC Special Teams Player of the Week honors following Week 1, Week 5 and Week 12...**(9/12) at Den.:** Kicked three FGs, matching the then-NFL record with a 63-yarder just before halftime...Named AFC Special Teams Player of the Week...**(9/25) vs. NYJ:** Hit 2-of-3 FG attempts, including a 54-yarder...Only miss was on a 56-yard attempt...**(10/9) at Hou.:** Kicked four FGs, including three from 50-plus yards to tie an NFL record...FGs came from 54, 55, 50 and 42 yards, in emotional win one day after passing of Owner Al Davis...Earned AFC Special Teams Player of the Week honors...**(10/23) vs. KC:** Inactive due to injury, missing first game since the 2001 season...**(11/20) at Min.:** Went 2-for-3 on FG attempts...Had FG attempt blocked for the first time since 2007...**(11/27) vs. Chi.:** Set franchise record with six FGs, breaking his own record, five...Accounted for 19 of team's points in 25-20 victory...FGs came from 40, 47, 42, 19, 37 and 44 yards out...**(12/24) at KC:** Went 3-for-4 on FGs, including a game-winner in overtime from 36 yards out...Only miss came on a 59-yard attempt.

2010: Set Raiders franchise record with 142 points, eclipsing K Jeff Jaeger's 1993 mark of 132...Hit 33-of-41 FG attempts, both of which rank second on the Raiders' single-season list...Had 29 touchbacks to set a then-career high and rank second in the NFL...Perfect on 43 PAT attempts...**(9/12) at Ten.**: Good on 2-of-3 FG attempts...Only miss was on a 53-yard attempt...**(9/26) at Ari.**: Kicked three FGs on six attempts, including a 54-yarder in the first quarter...Tied a career high with six FG attempts...**(10/24) at Den.**: Part of a record-breaking offensive performance, setting modern-day NFL records with eight PATs and eight touchbacks on kickoffs...**(11/7) vs. KC.** Kicked a 41-yard FG with three seconds remaining in regulation to tie the game, then booted a 33-yard FG in overtime to give the Raiders a 23-20 victory...**(12/19) vs. Den.**: Had first career punt attempt, in second quarter, booting a 33-yarder in place of an injured P Shane Lechler...**(12/26) vs. Ind.**: Kicked four FGs, including 51- and 59-yarders.

2009: Played in all 16 games...Named All-Pro by Sports Illustrated...Led the team in scoring with 95 points...Good on 26-of-29 FG attempts, making 15 from 40 yards or longer...One of just two NFL kickers to make six FGs of 50 yards or longer...Set a then-franchise record with a 61-yard FG...Converted all 17 PATs...Tied for sixth in the NFL with 17 touchbacks...**(11/15) vs. KC.** Missed first FG of the season, from 47 yards, after converting first 13 attempts...**(11/22) vs. Cin.**: Made 2-of-3 FG attempts, including a 33-yarder to win the game at the end of regulation...Only miss was from 57 yards out...**(12/13) vs. Was.**: Was 2-for-3 on FGs (34 and 54)...Only miss was on a 66-yard attempt, the second longest of his career...**(12/20) at Den.**: Good on FGs of 28 and 54 yards...Tied a season high with four touchbacks...**(12/27) at Cle.**: Converted all three FG attempts, including a then-franchise-record 61-yarder at the end of the first half, then the third longest in NFL history...Eclipsed previous career long of 57 yards, set in 2008...**(1/3/10) vs. Bal.**: Kicked a 39-yard FG that gave him 1,000 career points.

2008: Played in all 16 games...Led the team in scoring with 97 points...Made 24-of-30 FG attempts...Converted 25-of-26 PATs...Tied for second in the NFL with 22 touchbacks...Also collected two special teams tackles...**(9/14) at KC.** Made three FGs, including a then-Raiders record 56-yarder in the first quarter...**(9/28) vs. SD.** Good on 3-of-4 FG attempts, his only miss a 76-yarder, a Raiders record for longest attempt...**(10/12) at NO.** Went 1-for-3 on FG attempts...Misses came on attempts of 57 and 59 yards...**(10/19) vs. NYJ.** Made 3-of-4 attempts, including a career-long and then-Raiders-record 57-yarder to win the game in OT...Attempt marked the longest overtime FG in NFL history...Named AFC Special Teams Player of the Week...**(11/9) vs. Car.** Went 2-for-3 on FG attempts, and broke the Raiders career scoring record with a 45-yard FG in the third quarter, increasing his career points total to 865 and eclipsing the Raiders record of 863 set by Pro Football Hall of Famer George Blanda.

2007: Played in all 16 games...Led the team in scoring with 97 points...Made 23-of-32 FGs...Perfect in PATs (28-for-28)...**(9/23) vs. Cle.**: Made all four of his FG attempts, including a 48-yard FG in the fourth quarter that proved to be the difference...**(11/4) vs. Hou.**: Nearly connected on a 64-yard attempt, which would have established the NFL record...**(11/11) vs. Chi.**: Went 2-for-2 on FG attempts, including a 52-yarder to give the Raiders a fourth-quarter lead...**(11/18) at Min.**: Went 5-for-5 on FG attempts, four of which were 42 yards or longer.

2006: Played in all 16 games...Led team in scoring for the seventh straight season, with 70 points...Connected on 18-of-25 FG attempts with a long of 55...Recorded three special teams tackles...**(9/17) at Bal.**: Made two FGs from 34 and 51 yards...**(10/8) at SF.** Made two FGs – from 33 and 36 yards – and two PATs...**(10/15) at Den.**: Made one FG from 47 yards...**(10/22) vs. Ari.**: Connected on 2-of-2 FGs – from 31 and 35 yards – and two PATs...**(10/29) vs. Pit.**: Made two FGs and two PATs...**(11/12) vs. Den.**: Good on two FGs, including a 55-yarder that tied his own Raiders record...**(11/19) at KC.** Made two FGs on two attempts – from 41 and 36 yards – and one PAT...**(12/10) at Cin.**: Made one PAT attempt and finished 1-for-2 on FG attempts...**(12/23) vs. KC.** Hit on 3-of-3 FGs from 25, 37, and 53 yards.

2005: Played in all 16 games...Led the team in scoring with 90 points...Connected on 20-of-30 FG attempts and was perfect on 30 PATs...Kicked off 70 times and put 22 in the end zone, with 11 touchbacks...**(10/2) vs. Dal.**: Made all four FG attempts, including two of more than 40 yards...Kicked a season-long 49-yard FG and accounted for 13 points in a 19-13 victory...Earned AFC Special Teams Player of the Week honors...**(10/30) at Ten.**: Connected on both FG attempts (22, 32) and was perfect on four PATs...Kicked off seven times, putting six into the end zone (four touchbacks), in 34-25 win...**(11/6) at KC.** Perfect on three FG attempts (32, 49 and 48), all in the first half...Kicked off six times...**(11/20) at Was.**: Kicked the game-winning FG from 19 yards out in the fourth quarter.

2004: Played in all 16 games...Led the team in scoring for the fifth consecutive year, topping the century mark for the fourth time in five years (106 points)...Recorded the third most accurate season of his career, connecting on 89.3 percent of his FG attempts (25-of-28), while going 31-for-32 on extra points...Kicked off 76 times, putting 27 into the end zone (12 touchbacks)...Also kicked two game-winning FGs on the year...**(9/19) vs. Buf.**: His 33-yard FG with 2:27 remaining proved to be the game-winner...Also recorded one tackle...**(9/26) vs. TB.** Kicked a 39-yard FG, the 100th of his career...**(10/24) vs. NO.** Scored a season-high 14 points, hitting all four FGs (28, 42, 44 and 40) and two PATs...Kicked off seven times and put three in the end zone with two touchbacks...**(11/7) at Car.**: Perfect on two FG attempts, connecting from 26 yards in the first quarter and on a game-winning 19-yarder with just six seconds left in the game...**(12/12) at Atl.**: Connected on a season-long 52-yard FG in the first quarter...**(12/19) vs. Ten.**: Connected on his only FG attempt (42 yards) in the fourth quarter and was perfect on five PATs...Kicked off seven times, putting a season-high four into the end zone, with two touchbacks.

2003: Played in all 16 games and led the team in scoring with 94 points...Converted 88.0 percent (22-for-25) of FG attempts...**(9/14) vs. Cin.**: Converted all three FG attempts (26, 39 and 40), including the game-winner...**(10/5) at Chi.**: Converted on 5-of-6 FG attempts, tying a personal and franchise best for FGs made and attempted...Made FGs from 32, 33, 36, 39 and 49 yards with one blocked...Missed first PAT of his career, snapping a streak of 147 straight...**(11/2) at Det.**: Converted 2-of-3 FG attempts, including a then-franchise-record 55 yards.

2002: Played in all 16 games and scored 128 points, the third highest total in team history and first in the AFC...Posted then-career highs in FG attempts with 33 and FGs made with 26...Also set then-career highs in kickoffs (97), kickoffs into the end zone (48) and touchbacks (22)...His touchback total led the NFL...Finished the season by making 18 of his last 20 FGs...**(9/29) vs. Ten.**: Had nine kickoffs with seven going into the end zone, and six touchbacks...**(10/6) at Buf.**: Had eight kickoffs, with six going into the end zone, and five touchbacks...**(10/27) at KC.** Had a 44-yard attempt blocked, the first of his career...**(12/2) vs. NYJ.** Converted four FG attempts (23, 29, 36 and 48 yards)...**Postseason: (1/12/03) vs. NYJ.** Converted 3-of-4 FG attempts (29, 31 and 34) in AFC Divisional playoff...**(1/19/03) vs. Ten.**: Connected on both FG attempts, from 32 and 43 yards, in AFC Championship...Made all five PATs...**Super Bowl XXXVII (1/26/03) vs. TB.** Made only FG attempt, from 40 yards.

JANIKOWSKI

2001: Played in 15 games, missing the final regular season contest...Had 111 points to lead the team...Connected on 23-of-28 FG attempts, then the most successful attempts by a Raider since Cole Ford hit 24 in 1996...Earned AFC Special Teams Player of the Month in September...Converted all 42 PATs to rank first in the AFC and fourth in the NFL...Had 12 touchbacks, tied for second in the NFL...**(9/9) at KC:** Connected on a game-winning 31-yarder with 15 seconds remaining...**(12/15) at SD:** Kicked a game-winning 31-yard FG with 1:11 remaining...**Postseason: (1/12/02) vs. NYJ:** Connected on all three FG attempts (21, 41 and 45) in AFC Wild Card game...**(1/19/02) at NE:** Connected on two FGs, from 38 and 45 yards, in snowy AFC Divisional Playoff game.

2000: As a rookie, had a team-high 112 points to rank fifth in the AFC and ninth in the NFL...The 112 points were the most scored by a Raider since 1993 (Jeff Jaeger, 132)...Had 14 touchbacks, good for second in the NFL...Connected on 22-of-32 FGs...Tied for first in the AFC by making a then-career-long 54-yard FG...Connected on all 46 PATs, most by a Raider since 1983 (Chris Bahr, 51)...**(9/10) at Ind.:** Made first career FG, from 24 yards out...**(10/15) at KC:** Kicked a game-winning 43-yard FG...**(10/29) at SD:** Connected on five FGs, tying Jaeger's franchise record...Converted on a 54-yarder to tie George Fleming (10/1/61) and Jaeger (10/4/92) for then-longest in club history. **Postseason: (1/6/01) vs. MIA:** Connected on 2-of-3 FGs, from 33 and 36 yards, in the AFC Divisional playoff...**(1/14/01) vs. Bal.:** Connected on a 24-yard FG in AFC Championship Game.

COLLEGE: In only three seasons at Florida State, finished ranked second on the school's career scoring list with 324 points...A consensus first-team All-American in 1999...Won a pair of Lou Groza Awards, given to the nation's top kicking specialist, after his sophomore and junior seasons...As a junior, led the team in scoring with 116 points, the third-highest season total in school history...Connected on 23-of-30 FGs and all 47 PAT attempts...As a sophomore, garnered All-American recognition from the Associated Press, Football Writers of America and Football News...Set school and ACC records with 27 FGs in a season...Made 27 of his 32 attempts (84.4 percent)...Led the nation with an average of 2.25 FGs per game...As a freshman in 1997, led the Seminoles in scoring with 85 points...Was elected into the Florida State Athletics Hall of Fame in September 2013...Majored in general studies.

PERSONAL: Played just one year of high school football, his senior season at Seabreeze High School in Daytona Beach, Fla. ...Nailed a career-long 60-yarder against Palatka, which was also the second-longest FG in state history...Also hit FGs from 56, 53 and 51 yards...Had just two kickoffs returned, and 80 percent went through the end zone...First-team All-USA selection (USA Today) and also earned All-American accolades...Selected to play in the Florida-Georgia All-Star Game...Scored a state record 69 goals as a senior for the school's soccer team...Former member of the Polish national under-17 soccer team...Turned down various pro soccer contract offers in South America to enroll at Florida State...Last name is pronounced jan-ah-COW-Skee.

ADDITIONAL STATISTICS: Punting – 1-33, 12/19/10 vs. Den. Special teams tackles – 3 in 2001, 3 in 2002, 1 in 2003, 2 in 2004, 4 in 2006, 2 in 2007, 2 in 2008, 1 in 2009, 1 in 2014; NFL totals: 19.

SINGLE-GAME HIGHS: FIELD GOALS: Attempts – 6, six times; last: 11/24/13 vs. Ten. Made – 6, 11/27/11 vs. Chi. Long – 63, 9/12/11 at Den. Longest attempted – 76, 9/28/08 vs. SD. EXTRA POINTS: Attempts – 8, 10/24/10 at Den. Made – 8, 10/24/10 at Den. KICKOFFS: Total – 10, 10/24/10 at Den. Touchbacks – 8, 10/24/10 at Den.

KICK BY KICK

2000: (41N) (50N,24G) (19G,49N) (37G,31G) (23G,35G,41N,35N) (47N,59N,47G,43G) (32G) (40G,40G,54G,29G,42N,24G) () () (49G) (24G,35G) (40G,42G,44N) (32G) (25G,50N) (42G) **Postseason:** (36G,33G,58N) (24G) (43G,42G,36G,31G) (42G,25G,45G) (20G) () (39G,42G,59N,37G) (42G,32G) (31G) (52G,37G) (24G,25G) () (41B,24G) () (20G,31G) (40N,35G,33N,42N) (28G) () **Postseason:** (21G,41G,45G) (38G,45G)

2002: (27G) (41G,45G,46N,27G) (28G) () (43G,32G,35N) (27N,48N) (44B,32G) (42G,23G) (47G,32G) (39G,49B,28G) (37G,51G) (23G,48G,36G,29G) (51G,49N,20G) (26G,38G,45G) () (27G) **Postseason:** (29G,28N,34G,31G) (43G,32G) (40G)

2003: (47G,47G) (40G,26G,39G) (41G) (23G,46G) (36G,39G,32G,33G,47B,49G) () (27G) (55N,55G,24G) (22G) (52N) (41G) (46G,48G) () (37G,23G) () ()

2004: (28G,38G) (21G,33G) (23G,40G,46N,39G) (35N,50G) () (35G) (28G,42G,44G,40G) () (26G,19G) (31G) (48N) (27G,36G) (52G) (42G) (40G,45G,46G) (35G,27G)

2005: (43N) (29G,50N) (49N,28G,26G,37N) (30G,23G,49G,43G) () (25G) (22G,32G) (32G,49G,48G) (45N,40G) (30G,45N,25G,19G) () (37G,61N) (42G,29N) (51N,46B) (43G) ()

2006: () (34G,51G) () (33G,36G) (54N,47G) (19G,49N,39G) (51G,22G) (49N,29G,45G,38G) (29G,39G) (20G,25G,20G) (24G) (37G,35N) () (41N,42G,47G,39G) () (24G,34G) (29G,44N,28G) (35G,22G,35G)

2007: (50B,46N,57N) (38G,52N) (32G,22G,23G,48G) () () (37G) (50G,43G,54G) (64N,22G) (37G,52G) (42G,30G,42G,49G,52G) (25G,54G) (58N,38G,35N,44G) (44N) () (41G) (49N,53G)

2008: () (56G,25G,40G) (23G,35G,32G) (22G,28G,26G,32G) (24G,57N,59N) (29G,40N,37G,57G) (22G) () (38G,45G,58N) (21G,46N,37G) (26G) (25G,51G) () () (33G,30G) (25G)

2009: (37G,35G) (48G,54G) (48G) (46G,33G) () (29G,46G) () (48G,41G,28G) (50G,45N) (57N,52G,33G) () (48G,43G) (34G,66N,54G) (54G,28G) (44G,34G,61G) (37G,39G)

2010: (34G,30G,53N) (46N,38G,41G,22G) (22G,54G,41N,23G,58N,32N) (39G) (50G,30G) (27G,24G,40G) (31G) (31G,36G,45N,22G,49G) (47N,23G,41G,33G) (41G) (30G) () (26G) (49G,35G,47G) (59G,38G,54N,51G,45G) (38G)

2011: (37G,21G,63G) () (56N,54G,49G) (28G,26G) (54G,55G,50G,42G) (48G) () (48G) (23G) (29G,26G,49B) (40G,47G,42G,19G,37G,44G) () () (46G,51G,65B) (28G,59N,31G,36G) (52G,43G,27G,32G)

2012: (51G,19G) (25G,27G) (32G,43G) (38G,24G) (52G,22G) (21G,33G,31G,64N,40G) (36G,35G,29G,32G) (29G) (32G,47G) (40G) (55G) (51G,61N) () (20G,50G,51N,57G,30G,41G) (21G,31G) ()

2013: (48N,38G) (35N,46G,30G,29G,29G) () (52N) (47G,50G) (51N) () (24G,53G) (33G,24G) (54N) (52G,48G,24G,32N,48N,42G) (45G) (52N,41G,40G) (34G) (20G,42G) (42N)

2014: () () (49G,37G,47G) () (53N) (29G,53G) (46G,38G) (48G,51N) (41G) (42G,25G) (40G) () (57G) (53G,33G) (45G,36G,38G,49G,48N) ()

2015: () (23G,46G,48G) (23G,35G) (29G,41G) (38B,40WL,50G) (29G,32G,31G) (52WR,52G,47G) () () (48G,56G) (24G) (49LU) (43WL) (23G,30G) (50G,31G) (29G)


JANIKOWSKI

SEBASTIAN JANIKOWSKI'S CAREER STATISTICS

| Year | Team | GP | FG | Field Goals | | | | XP | XPA | PAT | | Points |
|-------------------|---------|------------|------------|-------------|-------------|-----------|----------|------------|------------|--------------|----------|--------------|
| | | | | FGA | Pct. | Lg. | Blk. | | | Pct. | Blk. | |
| 2000 | Oakland | 14 | 22 | 32 | 68.8 | 54 | 0 | 46 | 46 | 100.0 | 0 | 112 |
| 2001 | Oakland | 15 | 23 | 28 | 82.1 | 52 | 1 | 42 | 42 | 100.0 | 0 | 111 |
| 2002 | Oakland | 16 | 26 | 33 | 78.8 | 51 | 2 | 50 | 50 | 100.0 | 0 | 128 |
| 2003 | Oakland | 16 | 22 | 25 | 88.0 | 55 | 1 | 28 | 29 | 96.6 | 0 | 94 |
| 2004 | Oakland | 16 | 25 | 28 | 89.3 | 52 | 0 | 31 | 32 | 96.9 | 1 | 106 |
| 2005 | Oakland | 16 | 20 | 30 | 66.7 | 49 | 1 | 30 | 30 | 100.0 | 0 | 90 |
| 2006 | Oakland | 16 | 18 | 25 | 72.0 | 55 | 0 | 16 | 16 | 100.0 | 0 | 70 |
| 2007 | Oakland | 16 | 23 | 32 | 71.9 | 54 | 1 | 28 | 28 | 100.0 | 0 | 97 |
| 2008 | Oakland | 16 | 24 | 30 | 80.0 | 57 | 0 | 25 | 26 | 96.2 | 1 | 97 |
| 2009 | Oakland | 16 | 26 | 29 | 89.7 | 61 | 0 | 17 | 17 | 100.0 | 0 | 95 |
| 2010 | Oakland | 16 | 33 | 41 | 80.5 | 59 | 0 | 43 | 43 | 100.0 | 0 | 142 |
| 2011 | Oakland | 15 | 31 | 35 | 88.6 | 63 | 2 | 36 | 36 | 100.0 | 0 | 129 |
| 2012 | Oakland | 16 | 31 | 34 | 91.2 | 57 | 0 | 25 | 25 | 100.0 | 0 | 118 |
| 2013 | Oakland | 16 | 21 | 30 | 70.0 | 53 | 0 | 37 | 37 | 100.0 | 0 | 100 |
| 2014 | Oakland | 16 | 19 | 22 | 86.4 | 57 | 0 | 28 | 28 | 100.0 | 0 | 85 |
| 2015 | Oakland | 16 | 21 | 26 | 80.8 | 56 | 1 | 38 | 39 | 97.4 | 0 | 101 |
| Totals | | 252 | 385 | 480 | 80.2 | 63 | 9 | 520 | 524 | 99.2 | 2 | 1,675 |
| POSTSEASON | | | | | | | | | | | | |
| 2000 | Oakland | 2 | 3 | 4 | 75.0 | 36 | 0 | 3 | 3 | 100.0 | 0 | 12 |
| 2001 | Oakland | 2 | 5 | 5 | 100.0 | 45 | 0 | 4 | 4 | 100.0 | 0 | 19 |
| 2002 | Oakland | 3 | 6 | 7 | 85.7 | 43 | 0 | 8 | 8 | 100.0 | 0 | 26 |
| Totals | | 7 | 14 | 16 | 87.5 | 45 | 0 | 15 | 15 | 100.0 | 0 | 57 |

FIELD GOALS

| Year | Team | 1-19 | Pct. | 20-29 | Pct. | 30-39 | Pct. | 40-49 | Pct. | 50+ | Pct. |
|-------------------|---------|------------|--------------|----------------|-------------|----------------|--------------|----------------|--------------|--------------|-------------|
| 2000 | Oakland | 1/1 | 100.0 | 6/6 | 100.0 | 6/7 | 85.7 | 8/14 | 57.1 | 1/4 | 25.0 |
| 2001 | Oakland | 0/0 | - | 7/7 | 100.0 | 9/10 | 90.0 | 6/9 | 66.7 | 1/2 | 50.0 |
| 2002 | Oakland | 0/0 | - | 10/11 | 90.9 | 7/8 | 87.5 | 7/12 | 58.3 | 2/2 | 100.0 |
| 2003 | Oakland | 0/0 | - | 6/6 | 100.0 | 6/6 | 100.0 | 9/10 | 90.0 | 1/3 | 33.3 |
| 2004 | Oakland | 1/1 | 100.0 | 7/7 | 100.0 | 7/8 | 87.5 | 8/10 | 80.0 | 2/2 | 100.0 |
| 2005 | Oakland | 1/1 | 100.0 | 7/8 | 87.5 | 5/6 | 83.3 | 7/12 | 58.3 | 0/3 | 0.0 |
| 2006 | Oakland | 1/1 | 100.0 | 2/3 | 66.7 | 9/11 | 81.8 | 3/3 | 100.0 | 3/7 | 42.9 |
| 2007 | Oakland | 0/0 | - | 4/4 | 100.0 | 6/7 | 85.7 | 7/10 | 70.0 | 6/11 | 54.5 |
| 2008 | Oakland | 0/0 | - | 11/11 | 100.0 | 8/8 | 100.0 | 2/4 | 50.0 | 3/7 | 42.9 |
| 2009 | Oakland | 0/0 | - | 3/3 | 100.0 | 8/8 | 100.0 | 9/10 | 90.0 | 6/8 | 75.0 |
| 2010 | Oakland | 0/0 | - | 8/8 | 100.0 | 13/14 | 92.9 | 8/12 | 66.7 | 4/7 | 57.1 |
| 2011 | Oakland | 1/1 | 100.0 | 8/8 | 100.0 | 5/5 | 100.0 | 10/11 | 90.9 | 7/10 | 70.0 |
| 2012 | Oakland | 1/1 | 100.0 | 9/9 | 100.0 | 10/10 | 100.0 | 5/5 | 100.0 | 6/9 | 66.7 |
| 2013 | Oakland | 0/0 | - | 6/6 | 100.0 | 4/6 | 66.7 | 8/11 | 72.7 | 3/7 | 42.8 |
| 2014 | Oakland | 0/0 | - | 2/2 | 100.0 | 5/5 | 100.0 | 9/10 | 90.0 | 3/5 | 60.0 |
| 2015 | Oakland | 0/0 | - | 7/7 | 100.0 | 5/6 | 83.3 | 5/8 | 62.5 | 4/5 | 80.0 |
| Totals | | 6/6 | 100.0 | 103/106 | 97.2 | 113/126 | 89.7 | 111/150 | 74.0 | 52/92 | 56.5 |
| POSTSEASON | | | | | | | | | | | |
| 2000 | Oakland | 0/0 | - | 1/1 | 100.0 | 2/2 | 100.0 | 0/0 | - | 0/1 | 0.0 |
| 2001 | Oakland | 0/0 | - | 1/1 | 100.0 | 1/1 | 100.0 | 3/3 | 100.0 | 0/0 | - |
| 2002 | Oakland | 0/0 | - | 1/2 | 50.0 | 3/3 | 100.0 | 2/2 | 100.0 | 0/0 | - |
| Totals | | 0/0 | - | 3/4 | 75.0 | 5/5 | 100.0 | 5/5 | 100.0 | 0/1 | 0.0 |



TAIWAN JONES

RUNNING BACK | EASTERN WASHINGTON | 6-0 | 195
ACQUIRED: D4b-'11 | NFL EXP: 6 | RAIDERS EXP: 6
HOMETOWN: ANTIOCH, CALIF. | BORN: 07/26/88

22

TRANSACTIONS: Selected by Oakland Raiders in the fourth round (125th overall) of the 2011 NFL Draft, April 30, 2011.

CAREER: Invaluable special teams standout enters sixth season...Career offensive totals include 43 attempts for 191 yards (4.4 avg.) and 13 receptions for 197 yards (15.2 avg.) with one TD...Also has returned 67 kickoffs for 1,639 yards (24.5 avg.) with a 70-yard long...Returned to original position of running back last season after a stint at cornerback, playing in 12 games and totaling 16 rushes for 74 yards (4.6 avg.) and seven receptions for 106 yards (15.1 avg.) with one TD...Also returned a career- and team-high 31 kickoffs for 829 yards (26.7 avg.)...Appeared in only one game for Oakland in 2014 after a foot injury landed him on the Reserve/Injured List for the final 16 weeks of the season...Has used his speed and quickness to develop into one of the league's better gunners and kickoff cover men...Led the team in special teams tackles with 12 in 2012 and 14 in 2013, adding seven more in 2015.

2015: Switched back to his original position of running back for his fifth NFL season...Appeared in 12 games and served as the team's primary kickoff returner...Tied a career best with 16 rushing attempts for 74 yards (4.6 avg.) and added seven catches for 106 yards (15.1 avg.) with his first career TD, a 59-yard reception...Recorded career highs with 31 kickoff returns, 829 kickoff return yards and an average of 26.7 yards per return...Recorded a new career long with a 70-yard kickoff return in Week 17...Totaled seven tackles (five solo) on special teams, tied for the second most on the team...**(9/13) vs. Cin.:** Carried the ball three times for five yards (1.7 avg.)...Added one reception for a 13-yard gain...Served as the team's primary kickoff returner, bringing back two kickoffs for 61 yards (30.5 avg.) with a 33-yard long...**(9/20) vs. Bal.:** Carried the ball twice for nine yards (4.5 avg.)...Caught one pass for six yards...**(9/27) at Cle.:** Brought back two kickoffs for 60 yards (30.0 avg.)...Also carried the ball twice for 16 yards...**(10/25) at SD:** Returned to action after missing two games with a foot injury...Caught two passes for 17 yards, including a key 16-yard gain on a third-and-9 play in the first quarter...Also rushed three times for 35 yards (11.7 avg.) with a 19-yard long...Added one kickoff return for 32 yards...**(11/1) vs. NYJ:** Scored his first career TD on a 59-yard catch and run from QB Derek Carr in the third quarter...The 59 receiving yards marked a new single-game high...Added two rushing attempts for five yards (2.5 avg.)...Also contributed four kickoff returns for 101 yards (25.3 avg.) with a season-long 41-yard return...**(11/8) at Pit.:** Recorded two rushing attempts for no gain and caught one pass for a 6-yard pickup...Returned four kickoffs for 72 yards (18.0 avg.) with a 27-yard long...**(11/15) vs. Min.:** Set single-game highs with six kickoff returns and 145 return yards (24.2 avg.) with a 37-yard long...**(12/13) at Den.:** Appeared in his 50th career game...Rushed once for two yards (2.0 avg.)...**(12/20) vs. GB:** Served as the team's primary kickoff returner, bringing back four kickoffs for 92 yards (23.0 avg.) with a 33-yard long...**(12/24) vs. SD:** Contributed on offense and special teams, catching one pass for five yards...

Returned five kickoffs for 142 yards (28.4 avg.) with a 36-yard long...**(1/3/16) at KC:** Returned three kickoffs for a season-high average of 41.3 yards per return...Totaled 124 kickoff return yards with a 70-yard return in the first quarter, a new career long.

2014: Suffered a season-ending foot injury in the season opener...Placed on the Reserve/Injured List on Sept. 13...**(9/7) at NYJ:** Saw action on special teams before leaving the game due to a foot injury.

2013: Changed positions from running back to cornerback prior to third NFL campaign...Excelled in punt and kickoff coverage, leading the team with 14 tackles (12 solo) on special teams...Also recovered one fumble...Moved back to running back when injuries decimated Oakland's backfield late in the season...Also returned kickoffs...**(9/29) vs. Was.:** Credited with a special teams tackle...**(10/6) vs. SD:** Pressured PR Eddie Royal on punt coverage in the second quarter, resulting in a loose ball that was recovered by CB Chimdi Chekwa...Added one special teams tackle...**(10/13) at KC:** Dominant in punt coverage, posting two special teams tackles and helping limit PR Dexter McCluster to just 32 yards on six returns...**(10/27) vs. Pit.:** Returned kicks for the first time in 2013, returning three kickoffs for 46 yards...Also credited with a special teams tackle...**(11/3) vs. Phi.:** Assisted on a special teams tackle...Returned one kickoff for 20 yards...**(11/10) at NYG:** Forced a fumble on the game-opening kickoff, coming across the body of KR Jerrel Jernigan to swipe at the ball from behind...Fumble was recovered by WR Andre Holmes and set up an Oakland TD...Added team-leading seventh special teams tackle of the season...Returned two kickoffs for 77 yards, including returns of 41 and 36 yards...**(11/17) at Hou.:** Excelled in punt coverage, posting two tackles inside the 20-yard line...Also returned three kickoffs for 77 yards...**(11/24) vs. Ten.:** Recorded a special teams tackle in punt coverage...Returned three kickoffs for a season-high 80 yards (26.7



JONES

avg.)...(12/8) at NYI: Returned to running back due to significant injuries to all of Oakland's backs...Rushed twice for three yards and had one reception for three yards...Returned four kickoffs for 71 yards (17.8 avg.)...(12/15) vs. KC: Had a 52-yard reception on a QB Matt McGloin pass to set up a third-quarter TD on offense...Added four kickoff returns for 107 yards...(12/22) at SD: Continued to see action at running back, totaling two carries for one yard...Also notched a special teams tackle on kickoff coverage...(12/29) vs. Den.: Returned two kickoffs for 51 yards before leaving game due to an ankle injury.

2012: Played in 14 games, primarily as an ace on the Raiders' coverage units...Totaled six carries for 21 yards (3.5 avg.), and caught two passes for 11 yards (5.5 avg.)...Returned two kickoffs for 22 yards (11.0 avg.), and led the team with 12 special teams tackles (seven on punt coverage, five on kickoffs)...(9/16) at Mia.: Registered a special teams tackle on punt coverage...(9/30) at Den.: Made two tackles as a gunner in coverage, on consecutive punts in the first half...(11/4) vs. TB: Caught a 4-yard pass from P Shane Lechler on a fake-punt attempt...(11/11) at Bal.: Caught a pass and carried twice in an injury-depleted backfield...(11/25) at Cin.: Slowed by an ankle injury, played only on special teams...Made two tackles on punt coverage, including a first-quarter stop for a 6-yard loss...(12/16) vs. KC: Posted one special teams tackle in punt coverage.

2011: Played in 10 games as a rookie...Totaled 16 carries for 73 yards...Added two receptions for 25 yards...Returned eight kickoffs for 165 yards...Posted seven special teams tackles...Recovered two fumbles on special teams...Inactive due to a hamstring injury for final six games of the season...(9/12) at Den.: Made NFL debut, on special teams...(9/18) at Buf.: Had first career carry, for four yards, on the second snap of a 14-play, 71-yard TD drive...(9/25) vs. NYJ: Had an 8-yard rush...Made first career reception on a pass from QB Jason Campbell for -5 yards...(10/23) vs. KC: Rushed for a season-long 14 yards on a first-quarter carry...Registered a 30-yard reception on a pass from QB Carson Palmer in the fourth quarter...(11/10) at SD: Had three rushing attempts for 19 yards on a second-quarter FG drive...(11/20) at Min.: Had two carries for 3 yards.

COLLEGE: Played in 31 career games as running back and cornerback at Eastern Washington...Led Eagles to a 13-2 record and the 2010 NCAA FCS national championship as a junior, his final college campaign...Named the Big Sky Conference Offensive Player of the Year in 2010...Finished his career ranked fourth in school history with 2,995 rushing yards on 383 carries and 29 TDs...Also caught 64 passes for 903 yards and seven TDs...Returned 50 kickoffs for 1,134 yards (22.8 avg.) and one TD...Added 29 yards on six punt returns...Had 5,021 all-purpose yards to rank second in Eagles history...Set the school record with an average of 161.9 all-purpose yards per game, and scored 37 career TDs, the third highest total in program history...Averaged 123.1 rushing yards per game to rank second in school annals...Recorded 56 tackles (35 solo) on defense with four passes defended and two blocked kicks...A consensus All-American selection, named the Phil Steele NCAA FCS Offensive Player of the Year as a junior...Led the conference and ranked second in the nation with 145.1 rushing yards per game and 201.7 all-purpose yards per contest...Rushed for 1,742 yards on 221 carries to rank third on the school's single-season list...Also recorded 24 receptions for 342 yards and three TDs...Totaled 2,241 all-purpose yards...Had a string of seven straight 100-yard rushing games to close out his career...As a sophomore in 2009, earned third-team All-American honors from the NFL Draft Report, Associated Press and the Sports Network...Also named first-team All-Big Sky Conference...Saw action in 12 games with 10 starts...Totaled 1,213 rushing yards on 162 carries with 15 TDs...Also ranked third on the team with 40 receptions for 561 yards and three TDs...Returned 28 kickoffs for 571 yards (20.4 avg.)...Led the Big Sky and ranked second in the nation with an average of 195.4 all-purpose yards per game...Rushed for at least 100 yards in seven contests...Played in seven games with four starts at cornerback as a redshirt freshman (2008)...Recorded 54 tackles (33) with a pair of stops for losses...Also recorded four passes defended and blocked two kicks...Returned seven kickoffs for 254 yards including a 93-yard TD against Northern Colorado...Majored in interdisciplinary liberal arts.

PERSONAL: Attended Deer Valley High School in Antioch, Calif. ...Named the Contra Costa Times Player of the Year and also earned first-team all-metro honors from the San Francisco Chronicle...Selected MVP of the Bay Valley Athletic League...As a senior, started at both tailback and cornerback...Set the school's single-season record with 19 TDs...Rushed for 1,466 yards (9.3 avg.) and 13 TDs...Also scored three receiving TDs and two TDs on punt returns...Three of his six catches went for TDs...On defense, had 37 tackles with a sack and three INTs...Returned one INT for a score...Led team to a 10-0 regular season record and program's first league title...Also lettered in track at DVHS, helping team to CIF finals, setting records in the 100 meters and 4x4 relay...Since joining the team in 2011, has been one of the Raiders' most active participants in community events...In April 2012, made appearance at the Oakland Boys and Girls Club...Has made multiple appearances at the Oakland Children's Hospital...In Fall 2012, spoke at an East Oakland Youth Football event and helped the Alameda County Community Food Bank...Participated in various community events throughout 2013, including the American Heart/NFL Play 60 Challenge and Toys for Tots...Participated in We Day - California in 2014...Assisted with the USA Football Regional Development Camp...Joined his teammates in working with the United Way Home-town Huddle in October...Supported the Alameda County Food Bank in Fruitvale for a food drive during the Thanksgiving season...Was especially active during the holiday season in 2014, visiting several hospitals with teammates and helping with a Toys for Tots drive...Named a 2014 Holiday Hero for his commitment to working with underserved children.

ADDITIONAL STATISTICS: Special teams tackles – 6 in 2011, 12 in 2012, 14 in 2013, 7 in 2015; NFL totals: 39. Special teams fumble recoveries – 2 in 2011.

SINGLE-GAME HIGHS: RUSHING: Attempts – 7, 11/10/11 at SD. Yards – 39, 11/10/11 at SD. Long – 14, 10/23/11 vs. KC. RECEIVING: Receptions – 2, 10/25/15 at SD. Yards – 59, 11/1/15 vs. NYJ. Long – 59t, 11/1/15 vs. NYJ. Touchdowns – 1, 11/1/15 vs. NYJ.

TAIWAN JONES' CAREER STATISTICS

| Year | Team | GP | GS | RUSHING | | | | | RECEIVING | | | | | TOTAL OFFENSE |
|---------------|---------|-----------|----------|-----------|------------|------------|-----------|----------|-----------|------------|-------------|------------|----------|---------------|
| | | | | Att. | Yds | Avg. | Lg. | TD | Rec. | Yds. | Avg. | Lg. | TD | |
| 2011 | Oakland | 10 | 0 | 16 | 73 | 4.6 | 14 | 0 | 2 | 25 | 12.5 | 30 | 0 | 98 |
| 2012 | Oakland | 14 | 0 | 6 | 21 | 3.5 | 7 | 0 | 2 | 11 | 5.5 | 7 | 0 | 32 |
| 2013 | Oakland | 16 | 0 | 5 | 23 | 4.6 | 19 | 0 | 2 | 55 | 27.5 | 52 | 0 | 78 |
| 2014 | Oakland | 1 | 0 | 0 | 0 | - | - | 0 | 0 | 0 | - | - | 0 | 0 |
| 2015 | Oakland | 12 | 0 | 16 | 74 | 4.6 | 19 | 0 | 7 | 106 | 15.1 | 59t | 1 | 180 |
| Totals | | 53 | 0 | 43 | 191 | 4.4 | 19 | 0 | 13 | 197 | 15.2 | 59t | 1 | 388 |

JONES

TAIWAN JONES' CAREER STATISTICS

| Year | Team | KICKOFF RETURNS | | | | | PUNT RETURNS | | | | | |
|---------------|---------|-----------------|--------------|-------------|-----------|----------|--------------|----------|----------|----------|----------|----------|
| | | Ret. | Yds. | Avg. | Lg. | TD | Ret. | FC | Yds. | Avg. | Lg. | TD |
| 2011 | Oakland | 8 | 165 | 20.6 | 46 | 0 | 0 | 0 | 0 | - | - | 0 |
| 2012 | Oakland | 2 | 22 | 11.0 | 16 | 0 | 0 | 0 | 0 | - | - | 0 |
| 2013 | Oakland | 26 | 623 | 24.0 | 41 | 0 | 0 | 0 | 0 | - | - | 0 |
| 2014 | Oakland | 0 | 0 | - | - | 0 | 0 | 0 | 0 | - | - | 0 |
| 2015 | Oakland | 31 | 829 | 26.7 | 70 | 0 | 0 | 0 | 0 | - | - | 0 |
| Totals | | 67 | 1,639 | 24.5 | 70 | 0 | 0 | 0 | 0 | - | - | 0 |

TAIWAN JONES GAME-BY-GAME

2015, OAKLAND (7-9)

| Date | Opp. | W/L | GP/GS | RUSHING | | | | | RECEIVING | | | | | TOTAL OFFENSE |
|---------------|---------|-----|-------------|-------------------|-----------|------------|-----------|----------|-----------|------------|-------------|------------|----------|---------------|
| | | | | Att. | Yds. | Avg. | Lg. | TD | Rec. | Yds. | Avg. | Lg. | TD | |
| 9/13 | Cin. | L | 1/0 | 3 | 5 | 1.7 | 4 | 0 | 1 | 13 | 13.0 | 13 | 0 | 18 |
| 9/20 | Bal. | W | 1/0 | 2 | 9 | 4.5 | 7 | 0 | 1 | 6 | 6.0 | 6 | 0 | 15 |
| 9/27 | at Cle. | W | 1/0 | 2 | 16 | 8.0 | 9 | 0 | 0 | 0 | - | - | 0 | 16 |
| 10/4 | at Chi. | L | | (INACTIVE - FOOT) | | | | | | | | | | |
| 10/11 | Den. | L | | (INACTIVE - FOOT) | | | | | | | | | | |
| 10/25 | at SD | W | 1/0 | 3 | 35 | 11.7 | 19 | 0 | 2 | 17 | 8.5 | 16 | 0 | 52 |
| 11/1 | NYJ | W | 1/0 | 2 | 5 | 2.5 | 3 | 0 | 1 | 59 | 59.0 | 59t | 1 | 64 |
| 11/8 | at Pit. | L | 1/0 | 2 | 0 | 0.0 | 1 | 0 | 1 | 6 | 6.0 | 6 | 0 | 6 |
| 11/15 | Min. | L | 1/0 | 0 | 0 | - | - | 0 | 0 | 0 | - | - | 0 | 0 |
| 11/22 | at Det. | L | 1/0 | 1 | 2 | 2.0 | 2 | 0 | 0 | 0 | - | - | 0 | 2 |
| 11/29 | at Ten. | W | | (INACTIVE - KNEE) | | | | | | | | | | |
| 12/6 | KC | L | | (INACTIVE - KNEE) | | | | | | | | | | |
| 12/13 | at Den. | W | 1/0 | 1 | 2 | 2.0 | 2 | 0 | 0 | 0 | - | - | 0 | 2 |
| 12/20 | GB | L | 1/0 | 0 | 0 | - | - | 0 | 0 | 0 | - | - | 0 | 0 |
| 12/24 | SD | W | 1/0 | 0 | 0 | - | - | 0 | 1 | 5 | 5.0 | 5 | 0 | 5 |
| 1/3/16 | at KC | L | 1/0 | 0 | 0 | - | - | 0 | 0 | 0 | - | - | 0 | 0 |
| Totals | | | 12/0 | 16 | 74 | 4.6 | 19 | 0 | 7 | 106 | 15.1 | 59t | 1 | 180 |

2013, OAKLAND (4-12)

| Date | Opp. | W/L | GP/GS | RUSHING | | | | | RECEIVING | | | | | TOTAL OFFENSE |
|---------------|---------|-----|-------------|----------|-----------|------------|-----------|----------|-----------|-----------|-------------|-----------|----------|---------------|
| | | | | Att. | Yds. | Avg. | Lg. | TD | Rec. | Yds. | Avg. | Lg. | TD | |
| 9/8 | at Ind. | L | 1/0 | 0 | 0 | - | - | 0 | 0 | 0 | - | - | 0 | 0 |
| 9/15 | Jac. | W | 1/0 | 0 | 0 | - | - | 0 | 0 | 0 | - | - | 0 | 0 |
| 9/23 | at Den. | L | 1/0 | 0 | 0 | - | - | 0 | 0 | 0 | - | - | 0 | 0 |
| 9/29 | Was. | L | 1/0 | 1 | 19 | 19.0 | 19 | 0 | 0 | 0 | - | - | 0 | 19 |
| 10/6 | SD | W | 1/0 | 0 | 0 | - | - | 0 | 0 | 0 | - | - | 0 | 0 |
| 10/13 | at KC | L | 1/0 | 0 | 0 | - | - | 0 | 0 | 0 | - | - | 0 | 0 |
| 10/27 | Pit. | W | 1/0 | 0 | 0 | - | - | 0 | 0 | 0 | - | - | 0 | 0 |
| 11/3 | Phi. | L | 1/0 | 0 | 0 | - | - | 0 | 0 | 0 | - | - | 0 | 0 |
| 11/10 | at NYG | L | 1/0 | 0 | 0 | - | - | 0 | 0 | 0 | - | - | 0 | 0 |
| 11/17 | at Hou. | W | 1/0 | 0 | 0 | - | - | 0 | 0 | 0 | - | - | 0 | 0 |
| 11/24 | Ten. | L | 1/0 | 0 | 0 | - | - | 0 | 0 | 0 | - | - | 0 | 0 |
| 11/28 | at Dal. | L | 1/0 | 0 | 0 | - | - | 0 | 0 | 0 | - | - | 0 | 0 |
| 12/8 | at NYJ | L | 1/0 | 2 | 3 | 1.5 | 2 | 0 | 1 | 3 | 3.0 | 3 | 0 | 6 |
| 12/15 | KC | L | 1/0 | 0 | 0 | - | - | 0 | 1 | 52 | 52.0 | 52 | 0 | 52 |
| 12/22 | at SD | L | 1/0 | 2 | 1 | 0.5 | 1 | 0 | 0 | 0 | - | - | 0 | 1 |
| 12/29 | Den. | L | 1/0 | 0 | 0 | - | - | 0 | 0 | 0 | - | - | 0 | 0 |
| Totals | | | 16/0 | 5 | 23 | 4.6 | 19 | 0 | 2 | 55 | 27.5 | 52 | 0 | 78 |

JONES


TAIWAN JONES GAME-BY-GAME

2012, OAKLAND (4-12)

| Date | Opp. | W/L | GP/GS | RUSHING | | | | | RECEIVING | | | | | TOTAL OFFENSE |
|---------------|---------|-----|-------------|-------------------|-----------|------------|----------|----------|-----------|-----------|------------|----------|----------|------------------|
| | | | | Att. | Yds. | Avg. | Lg. | TD | Rec. | Yds. | Avg. | Lg. | TD | |
| 9/10 | SD | L | 1/0 | 0 | 0 | - | - | 0 | 0 | 0 | - | - | 0 | 0 |
| 9/16 | at Mia. | L | 1/0 | 0 | 0 | - | - | 0 | 0 | 0 | - | - | 0 | 0 |
| 9/23 | Pit. | W | 1/0 | 0 | 0 | - | - | 0 | 0 | 0 | - | - | 0 | 0 |
| 9/30 | at Den. | L | 1/0 | 0 | 0 | - | - | 0 | 0 | 0 | - | - | 0 | 0 |
| 10/14 | at Atl. | L | 1/0 | 0 | 0 | - | - | 0 | 0 | 0 | - | - | 0 | 0 |
| 10/21 | Jac. | W | | (INACTIVE - KNEE) | | | | | | | | | | |
| 10/28 | at KC | W | | (INACTIVE - KNEE) | | | | | | | | | | |
| 11/4 | TB | L | 1/0 | 1 | 2 | 2.0 | 2 | 0 | 1 | 4 | 4.0 | 4 | 0 | 6 |
| 11/11 | at Bal. | L | 1/0 | 2 | 6 | 3.0 | 3 | 0 | 1 | 7 | 7.0 | 7 | 0 | 13 |
| 11/18 | NO | L | 1/0 | 3 | 13 | 4.3 | 7 | 0 | 0 | 0 | - | - | 0 | 13 |
| 11/25 | at Cin. | L | 1/0 | 0 | 0 | - | - | 0 | 0 | 0 | - | - | 0 | 0 |
| 12/2 | Cle. | L | 1/0 | 0 | 0 | - | - | 0 | 0 | 0 | - | - | 0 | 0 |
| 12/6 | Den. | L | 1/0 | 0 | 0 | - | - | 0 | 0 | 0 | - | - | 0 | 0 |
| 12/16 | KC | W | 1/0 | 0 | 0 | - | - | 0 | 0 | 0 | - | - | 0 | 0 |
| 12/23 | at Car. | L | 1/0 | 0 | 0 | - | - | 0 | 0 | 0 | - | - | 0 | 0 |
| 12/30 | at SD | L | 1/0 | 0 | 0 | - | - | 0 | 0 | 0 | - | - | 0 | 0 |
| Totals | | | 14/0 | 6 | 21 | 3.5 | 7 | 0 | 2 | 11 | 5.5 | 7 | 0 | 32 |

2011, OAKLAND (8-8)

| Date | Opp. | W/L | GP/GS | RUSHING | | | | | RECEIVING | | | | | TOTAL OFFENSE |
|---------------|---------|-----|-------------|------------------------|-----------|------------|-----------|----------|-----------|-----------|-------------|-----------|----------|------------------|
| | | | | Att. | Yds. | Avg. | Lg. | TD | Rec. | Yds. | Avg. | Lg. | TD | |
| 9/12 | at Den. | W | 1/0 | 0 | 0 | - | - | 0 | 0 | 0 | - | - | 0 | 0 |
| 9/18 | at Buf. | L | 1/0 | 1 | 4 | 4.0 | 4 | 0 | 0 | 0 | - | - | 0 | 4 |
| 9/25 | NYJ | W | 1/0 | 1 | 8 | 8.0 | 8 | 0 | 1 | -5 | -5.0 | -5 | 0 | 3 |
| 10/2 | NE | L | 1/0 | 0 | 0 | - | - | 0 | 0 | 0 | - | - | 0 | 0 |
| 10/9 | at Hou. | W | 1/0 | 0 | 0 | - | - | 0 | 0 | 0 | - | - | 0 | 0 |
| 10/16 | Cle. | W | 1/0 | 0 | 0 | - | - | 0 | 0 | 0 | - | - | 0 | 0 |
| 10/23 | KC | L | 1/0 | 3 | 18 | 6.0 | 14 | 0 | 1 | 30 | 30.0 | 30 | 0 | 48 |
| 11/6 | Den. | L | 1/0 | 2 | 1 | 0.5 | 2 | 0 | 0 | 0 | - | - | 0 | 1 |
| 11/10 | at SD | W | 1/0 | 7 | 39 | 5.6 | 12 | 0 | 0 | 0 | - | - | 0 | 39 |
| 11/20 | at Min. | W | 1/0 | 2 | 3 | 1.5 | 2 | 0 | 0 | 0 | - | - | 0 | 3 |
| 11/27 | Chi. | W | | (INACTIVE - HAMSTRING) | | | | | | | | | | |
| 12/4 | at Mia. | L | | (INACTIVE - HAMSTRING) | | | | | | | | | | |
| 12/11 | at GB | L | | (INACTIVE - HAMSTRING) | | | | | | | | | | |
| 12/18 | Det. | L | | (INACTIVE - HAMSTRING) | | | | | | | | | | |
| 12/24 | at KC | W | | (INACTIVE - HAMSTRING) | | | | | | | | | | |
| 1/1/12 | SD | L | | (INACTIVE - HAMSTRING) | | | | | | | | | | |
| Totals | | | 10/0 | 16 | 73 | 4.6 | 14 | 0 | 2 | 25 | 12.5 | 30 | 0 | 98 |



MARQUETTE KING

PUNTER | FORT VALLEY STATE | 6-0 | 195
ACQUIRED: FA-'12 | NFL EXP: 5 | RAIDERS EXP: 5
HOMETOWN: MACON, GA. | BORN: 10/26/88

7

TRANSACTIONS: Signed by Oakland Raiders as an undrafted free agent, May 4, 2012...
 Re-signed by Raiders as a restricted free agent, April 8, 2015.

CAREER: Talented punter enters his fourth season as one of NFL's elite punters and placement specialists after emerging onto the scene in 2013...Set a franchise record and ranked second in the NFL with 40 punts placed inside opponents' 20-yard line in 2015...Set single-season franchise records with 109 punts (fifth in NFL history) and 4,930 punting yards (third in NFL history) in 2014...Became the third Raider to eclipse 4,000 punting yards in consecutive seasons...Placed 31 punts inside the opponents' 20-yard line with only three touchbacks...Became the only NFL player (since stats became official in 1976) with at least 100 punts, at least 30 placed inside the 20-yard line and three-or-fewer touchbacks...Led the league in punting with a 48.9 average in 2013, his first full season of action...Became just the third punter in franchise history to lead the league in punting over a season...His 48.9 average was the third highest in Raiders history...Career totals include 48 games played, 276 punts for 12,734 yards (46.1 avg.) and 94 punts inside the 20-yard line with only 18 touchbacks.

AT A GLANCE

- Set a franchise record and ranked second in the NFL with 40 punts placed inside opponents' 20-yard line in 2015.
- Set single-season franchise records for punts (109) and punting yards (4,930) in 2014.
- In 2014, became the only NFL punter (since stats became official in 1976) with at least 100 punts, 30 placed inside the 20-yard line and three-or-fewer touchbacks in a season.
- In 2013, his first full season, became the third punter in franchise history to lead the NFL in punting, posting a 48.9 average.
- Named team's Most Valuable Player following senior season at Fort Valley State.

2015: Enjoyed a breakout campaign, punting 83 times for 3,697 yards (44.5 avg.) and setting a franchise record with 40 punts placed inside the 20-yard line...His punts inside the 20-yard line ranked second in the NFL and broke the team record of 33 set by Shane Lechler in 2008...Had a career-high 41.2 net punting average...Allowed only 30 returns for 201 yards, both career-best marks...**(9/13) vs. Cin.:** Punted six times for 260 yards (43.3 avg.)...Placed two punts inside the 20-yard line and had one touchback...**(9/20) vs. Bal.:** Booted a career-long 70-yard punt in the fourth quarter that was downed at Baltimore's 7-yard line...Finished with two punts for 118 yards (59.0 avg.) and did not allow a return...**(9/27) at Cle.:** Punted four times for 157 yards (39.3 avg.)...Placed a fourth-quarter punt at the Cleveland 2-yard line...**(10/4) at Chi.:** Punted five times for 242 yards (48.4 avg.)...Placed two punts inside the 20-yard line...**(10/11) vs. Den.:** Posted a 50.8 net punting average, the first time he notched a net average over 50 yards...Punted four times for 207 yards (51.8 avg.) and placed three punts inside the 20-yard line...**(10/25) at SD:** Punted four times for 152 yards (38.0 avg.)...Placed two efforts inside the 20-yard line...**(11/1) vs. NYJ:** Punted three times for 135 yards (45.0 avg.) and placed one effort inside the 20-yard line...**(11/8) at Pit.:** Punted seven times for 277 yards (39.6 avg.)...Placed three punts inside the 20-yard line...**(11/15) vs. Min.:** Punted six times for 257 yards (42.8 avg.)...Placed two punts inside the 20-yard line...**(11/22) at Det.:** Punted five times for 217 yards (43.4 avg.)...Placed three punts inside the 20-yard line and boomed a 66-yard effort...**(11/29) at Ten.:** Punted four times, placing three punts inside the 20-yard line...Posted a 41.0 net punting average, allowing only one return for five yards...**(12/6) vs. KC:** Pinned Kansas City inside their own 10-yard line on three consecutive punts in the second quarter...Punted four times for 158 yards (39.5 avg.), including three efforts inside the 20-yard line...**(12/13) at Den.:**



Produced perhaps his finest single-game performance as a pro...Punted a season-high 10 times for 460 yards (46.0 avg.)...Placed five punts inside the 20-yard line...Put four straight punts inside the 14-yard line in the second half...Punted a game-high 55 yards in the fourth quarter to PR Emmanuel Sanders, who muffed the effort which was recovered by LS Jon Condo...Recovery led to the game-winning TD drive...**(12/20) vs. GB:** Continued to excel in the directional punting game, placing two punts inside the Packers' 5-yard line...Finished with five punts for 217 yards (43.4) and a long punt of 60 yards...**(12/24) vs. SD:** Named AFC Special Teams Player of the Week for his performance, becoming the first Raiders punter since Lechler in 2004 to earn the honor...Set a franchise record by placing six punts inside the 20-yard line...Punted eight times for 400 yards, averaging 50 yards per punt...Limited San Diego to one return for 2 yards...Posted an incredible net average of 49.8...Had a long punt of 65 yards...**(1/3/16) at KC:** Punted six times for 271 yards (45.2 avg.)...Placed one punt inside the 20-yard line...Had first punt blocked since 2013 in the third quarter for a safety.

2014: Set single-season franchise records for punts (109) and yards (4,930)...His 109 punts rank fifth in NFL annals, and his punting yards total ranks third on the all-time list...Averaged 45.2 yards per punt and placed 31 punts inside the 20-yard line, eight more than his previous season...Had a season-long punt of 62 yards...Limited touchbacks to just three after posting 11 his first year...Became the only NFL player (since stats became official in 1976) with at least 100 punts, at least 30 placed inside the 20-yard line and three-or-fewer touchbacks...**(9/7) at NYJ:** Punted nine times for 401 yards (44.6 avg.)...Had a long punt of 61 yards and had one touchback...**(9/14) vs. Hou.:** Punted three times for 120 yards (40.0 avg.)...**(9/21) at NE:** Punted five times for 216

yards, placing three punts inside the 20-yard line...Averaged 43.2 yards per effort...**(9/28) vs. Mia.**: Punted six times for 292 yards (48.7 avg.)...Tied single-game high with four punts inside the 20-yard line...**(10/12) vs. SD**: Placed three punts inside the 20-yard line...Punted four times for 165 yards (41.3 avg.)...**(10/19) vs. Ari.**: Effective in limiting PR Ted Ginn, Jr. to two returns for just seven yards with three fair catches...Totaled 236 yards on six punts, placing three efforts inside the 20-yard line...**(10/26) at Cle.**: Had seven punts for 308 yards (44.0 avg.)...Limited Browns to two returns for seven yards, posting a 43.0 net punting average...**(11/2) at Sea.**: Posted one of his top performances of the season, punting six times for 314 yards for a season-high 52.3 average...Placed three punts inside the 20-yard line...Limited Seattle returners to just 37 yards on three returns, posting a 46.2 net punting average...**(11/9) vs. Den.**: Had nine punts for 389 yards (43.2 avg.)...**(11/16) at SD**: Punted nine times for 446 yards (49.6 avg.)...Placed two punts inside the 20-yard line, including a fourth-quarter effort that was downed at San Diego's 1-yard line...Booted a season-long 62-yard punt in the first quarter...**(11/20) vs. KC**: Totaled six punts for 296 yards (49.3 avg.)...Placed three punts inside the 20-yard line...Dragged down PR Frankie Hammond, Jr., posting his only special teams tackle of the season...**(11/30) at StL**: Registered eight punts for 353 yards (44.1 avg.)...Helped limit St. Louis returners to just 19 yards on four returns...**(12/7) vs. SF**: Enjoyed a remarkable performance, punting five times for 234 yards (46.8 avg.) and placing two punts inside the 20-yard line...**(12/14) at KC**: Tied a career high with 11 punts for 477 yards (43.4 avg.)...Put one punt inside the 20-yard line...**(12/21) vs. Buf.**: Punted six times for 265 yards (44.2 avg.), snapping the Raiders single-season record for punts by reaching 100 for the year...Limited Buffalo returners to just 11 yards on three returns...**(12/28) at Den.**: Punted nine times for 418 yards (46.4 avg.).

2013: Led NFL in punting (48.9 avg.) in first full season...Joined Hall of Famer Ray Guy and Shane Lechler as the only Raiders to lead the NFL in punting for a single season...Gross punting average tied for the third highest in franchise history (Lechler, 2007)...Posted a 41.1 net average...Punted 84 times for 4,107 yards, recording 11 touchbacks and placing 23 punts inside the 20-yard line...**(9/8) at Ind.**: Made NFL debut, punting twice for 101 yards (50.5 avg.)...Had a long punt of 53 yards for a touchback in the second quarter...**(9/15) vs. Jac.**: Totaled four punts for 192 yards (48.0 avg.)...Booted a 58-yard punt...**(9/23) at Den.**: Punted six times for 315 yards, including a season-long 66-yard effort...**(9/29) vs. Was.**: Produced a solid all-around performance, punting seven times for 314 yards (44.9 avg.) and pinning Washington inside the 20-yard line three times...**(10/6) vs. SD**: Punted six times for 297 yards (49.5 avg.)...Booted a 64-yard punt in the fourth quarter...**(10/13) at KC**: Established season highs with eight punts for 414 yards (51.8 avg.)...Boomed his third punt of 60-or-more yards this season, punting a 64-yarder in the second quarter...**(10/27) vs. Pit.**: Matched a season high with eight punts...Placed two efforts inside the 20-yard line...Posted first career special teams tackle...**(11/3) vs. Phi.**: Punted seven times for 315 yards, averaging 45.0 yards per effort...Recorded a tackle on special teams for the second straight game, forcing WR DeSean Jackson out of bounds in the second quarter...**(11/10) at NYG**: Punted five times, averaging 50.8 yards per effort...Had first career punt blocked in the first quarter...Had three punts land inside the 20-yard line...**(11/17) at Hou.**: Set season highs with 11 punts for 540 yards (49.1 avg.)...Placed a season-high four punts inside the 20-yard line and booted three punts of 60-or-more yards (64, 62 and 63)...**(11/28) at Dal.**: Punted five times for 265 yards, averaging 53 yards per effort...Placed two punts inside the 20-yard line...**(12/15) vs. KC**: Punted just once, booting a 48-yarder in the fourth quarter...**(12/22) at SD**: Posted a season-high 54.2 punting average, booting five punts for 271 yards...Placed two punts inside the 20-yard line...Had a long punt of 63 yards...**(12/29) vs. Den.**: Punted five times for 229 yards (45.8 avg.)...Placed two punts inside the 20-yard line.

2012: Spent the entire 2012 regular season on the Reserve/Injured List due to a foot injury suffered late in the preseason.

COLLEGE: Played four years at Fort Valley State and earned first-team Southern Intercollegiate Athletic Conference honors as a senior...Invited to the National College Elite Kicking Camp...Ranked as No. 5 punter in Division II after senior year...As a senior, punted 60 times for 2,582 yards (43.0 avg.)...Booted an 80-yard punt at the HBCU All-Star Bowl Game...Placed 21 punts inside the 20-yard line...Had nine touchbacks...Ranked 13th in the nation in net punting yardage...Had 16 punts travel 50-or-more yards...As a junior, punted 54 times for 2,144 yards (39.7 avg.)...Had a season-long 64-yard punt...Placed 17 punts inside the opponent 20-yard line...Ranked as the No. 4 punter in Division II...Averaged 39.0 yards per punt as a sophomore...Finished freshman season with a 41-yard punting average.

PERSONAL: Attended Rutland High School in Macon, Ga. ...Began playing football as a wide receiver his sophomore year of high school...Did not punt until junior year of high school...One of the Raiders' most active community participants, took part in numerous events throughout 2013, including the Alameda County Food Bank, Toys for Tots and Holiday Shopping...Participated in We Day - California in 2014...Also worked with Big Brothers Big Sisters and the OAL Elite Youth Football Camp.

ADDITIONAL STATISTICS: Special teams tackles – 2 in 2013, 1 in 2014; NFL totals: 3. Blocked punts – 11/10/13 at NYG, 12/8/13 at NYJ, 1/3/16 at KC; NFL totals: 3.

SINGLE-GAME HIGHS: PUNTING: Punts – 11, two times; last: 12/14/14 at KC. Gross average (min. four attempts) – 54.2, 12/22/13 at SD. Net average (min. four attempts) – 50.8, 10/11/15 vs. Den. Punts inside 20 – 5, 12/13/15 at Den. Long – 70, 9/20/15 vs. Bal.

MARQUETTE KING'S CAREER STATISTICS

| Year | Team | GP | Punts | Yds. | Avg. | In 20 | TB | Lg. | Net | Blk. | Ret. | Ret. Yds. |
|-------------------------------|---------|-----------|------------|---------------|-------------|-----------|-----------|-----------|-------------|----------|------------|--------------|
| 2012 | Oakland | | | | | | | | | | | |
| (RESERVE/INJURED LIST - FOOT) | | | | | | | | | | | | |
| 2013 | Oakland | 16 | 84 | 4,107 | 48.9 | 23 | 11 | 66 | 40.1 | 2 | 42 | 438 |
| 2014 | Oakland | 16 | 109 | 4,930 | 45.2 | 31 | 3 | 62 | 40.0 | 0 | 47 | 513 |
| 2015 | Oakland | 16 | 83 | 3,697 | 44.5 | 40 | 4 | 70 | 41.2 | 1 | 30 | 201 |
| Totals | | 48 | 276 | 12,734 | 46.1 | 94 | 18 | 70 | 40.7 | 3 | 119 | 1,152 |

MARQUETTE KING GAME-BY-GAME

2015, OAKLAND (7-9)


| Date | Opp. | W/L | GP | Punts | Yds. | Avg. | In 20 | TB | Lg. | Net | Blk. | Ret. | Ret.Yds. |
|---------------|---------|-----|-----------|-----------|--------------|-------------|-----------|----------|-----------|-------------|----------|-----------|------------|
| 9/13 | Cin. | L | 1 | 6 | 260 | 43.3 | 2 | 1 | 48 | 36.2 | 0 | 2 | 23 |
| 9/20 | Bal. | W | 1 | 2 | 118 | 59.0 | 1 | 1 | 70 | 49.0 | 0 | 0 | 0 |
| 9/27 | at Cle. | W | 1 | 4 | 157 | 39.3 | 1 | 0 | 46 | 37.0 | 0 | 3 | 9 |
| 10/4 | at Chi. | L | 1 | 5 | 242 | 48.4 | 2 | 0 | 54 | 45.0 | 0 | 2 | 17 |
| 10/11 | Den. | L | 1 | 4 | 207 | 51.8 | 3 | 0 | 61 | 50.8 | 0 | 1 | 4 |
| 10/25 | at SD | W | 1 | 4 | 152 | 38.0 | 2 | 2 | 44 | 28.0 | 0 | 0 | 0 |
| 11/1 | NYJ | W | 1 | 3 | 135 | 45.0 | 1 | 0 | 52 | 41.7 | 0 | 2 | 10 |
| 11/8 | at Pit. | L | 1 | 7 | 277 | 39.6 | 3 | 0 | 50 | 39.3 | 0 | 3 | 2 |
| 11/15 | Min. | L | 1 | 6 | 257 | 42.8 | 2 | 0 | 50 | 40.3 | 0 | 2 | 15 |
| 11/22 | at Det. | L | 1 | 5 | 217 | 43.4 | 3 | 0 | 66 | 39.0 | 0 | 3 | 22 |
| 11/29 | at Ten. | W | 1 | 4 | 169 | 42.3 | 3 | 0 | 59 | 41.0 | 0 | 1 | 5 |
| 12/6 | KC | L | 1 | 4 | 158 | 39.5 | 3 | 0 | 52 | 32.3 | 0 | 2 | 29 |
| 12/13 | at Den. | W | 1 | 10 | 460 | 46.0 | 5 | 0 | 55 | 44.3 | 0 | 3 | 17 |
| 12/20 | GB | L | 1 | 5 | 217 | 43.4 | 2 | 0 | 60 | 38.6 | 0 | 2 | 24 |
| 12/24 | SD | W | 1 | 8 | 400 | 50.0 | 6 | 0 | 65 | 49.8 | 0 | 1 | 2 |
| 1/3/16 | at KC | L | 1 | 6 | 271 | 45.2 | 1 | 0 | 57 | 35.6 | 1 | 3 | 22 |
| Totals | | | 16 | 83 | 3,697 | 44.5 | 40 | 4 | 70 | 41.2 | 1 | 30 | 201 |

2014, OAKLAND (3-13)

| Date | Opp. | W/L | GP | Punts | Yds. | Avg. | In 20 | TB | Lg. | Net | Blk. | Ret. | Ret.Yds. |
|---------------|---------|-----|-----------|------------|--------------|-------------|-----------|----------|-----------|-------------|----------|-----------|------------|
| 9/7 | at NYJ | L | 1 | 9 | 401 | 44.6 | 0 | 1 | 61 | 44.6 | 0 | 2 | 15 |
| 9/14 | Hou. | L | 1 | 3 | 120 | 40.0 | 0 | 0 | 47 | 37.0 | 0 | 2 | 9 |
| 9/21 | at NE | L | 1 | 5 | 216 | 43.2 | 3 | 0 | 52 | 41.8 | 0 | 1 | 7 |
| 9/28 | Mia. | L | 1 | 6 | 292 | 48.7 | 4 | 0 | 57 | 47.2 | 0 | 1 | 9 |
| 10/12 | SD | L | 1 | 4 | 165 | 41.3 | 3 | 0 | 54 | 34.0 | 0 | 1 | 29 |
| 10/19 | Ari. | L | 1 | 6 | 236 | 39.3 | 3 | 0 | 46 | 38.2 | 0 | 2 | 7 |
| 10/26 | at Cle. | L | 1 | 7 | 308 | 44.0 | 1 | 0 | 53 | 43.0 | 0 | 2 | 7 |
| 11/2 | at Sea. | L | 1 | 6 | 314 | 52.3 | 3 | 0 | 59 | 46.2 | 0 | 3 | 37 |
| 11/9 | Den. | L | 1 | 9 | 389 | 43.2 | 0 | 0 | 54 | 37.4 | 0 | 4 | 52 |
| 11/16 | at SD | L | 1 | 9 | 446 | 49.6 | 2 | 0 | 62 | 44.7 | 0 | 4 | 44 |
| 11/20 | KC | W | 1 | 6 | 296 | 49.3 | 3 | 0 | 58 | 40.8 | 0 | 4 | 51 |
| 11/30 | at StL. | L | 1 | 8 | 353 | 44.1 | 2 | 1 | 49 | 39.9 | 0 | 4 | 19 |
| 12/7 | SF | W | 1 | 5 | 234 | 46.8 | 2 | 0 | 55 | 42.2 | 0 | 1 | 23 |
| 12/14 | at KC | L | 1 | 11 | 477 | 43.4 | 1 | 0 | 57 | 29.2 | 0 | 8 | 156 |
| 12/21 | Buf. | W | 1 | 6 | 265 | 44.2 | 0 | 1 | 57 | 39.0 | 0 | 3 | 11 |
| 12/28 | at Den. | L | 1 | 9 | 418 | 46.4 | 4 | 0 | 58 | 42.0 | 0 | 5 | 37 |
| Totals | | | 16 | 109 | 4,930 | 45.2 | 31 | 3 | 62 | 40.0 | 0 | 47 | 513 |

2013, OAKLAND (4-12)

| Date | Opp. | W/L | GP | Punts | Yds. | Avg. | In 20 | TB | Lg. | Net | Blk. | Ret. | Ret.Yds. |
|---------------|---------|-----|-----------|-----------|--------------|-------------|-----------|-----------|-----------|-------------|----------|-----------|------------|
| 9/8 | at Ind. | L | 1 | 2 | 101 | 50.5 | 0 | 1 | 53 | 29.0 | 0 | 1 | 23 |
| 9/15 | Jac. | W | 1 | 4 | 192 | 48.0 | 1 | 1 | 58 | 41.8 | 0 | 1 | 5 |
| 9/23 | at Den. | L | 1 | 6 | 315 | 52.5 | 0 | 1 | 66 | 43.5 | 0 | 3 | 34 |
| 9/29 | Was. | L | 1 | 7 | 314 | 44.9 | 3 | 1 | 48 | 40.4 | 0 | 2 | 11 |
| 10/6 | SD | W | 1 | 6 | 297 | 49.5 | 1 | 1 | 64 | 42.7 | 0 | 2 | 21 |
| 10/13 | at KC | L | 1 | 8 | 414 | 51.8 | 1 | 1 | 64 | 42.0 | 0 | 6 | 32 |
| 10/27 | Pit. | W | 1 | 8 | 372 | 46.5 | 2 | 1 | 58 | 38.1 | 0 | 4 | 47 |
| 11/3 | Phi. | L | 1 | 7 | 315 | 45.0 | 1 | 1 | 57 | 36.6 | 0 | 3 | 39 |
| 11/10 | at NYG | L | 1 | 5 | 254 | 50.8 | 3 | 0 | 61 | 37.3 | 1 | 3 | 30 |
| 11/17 | at Hou. | W | 1 | 11 | 540 | 49.1 | 4 | 0 | 64 | 37.7 | 0 | 7 | 125 |
| 11/24 | Ten. | L | 1 | 2 | 95 | 47.5 | 0 | 0 | 54 | 47.5 | 0 | 1 | 0 |
| 11/28 | at Dal. | L | 1 | 5 | 265 | 53.0 | 2 | 1 | 60 | 43.6 | 0 | 4 | 27 |
| 12/8 | at NYJ | L | 1 | 2 | 85 | 42.5 | 1 | 1 | 48 | 21.7 | 1 | 0 | 0 |
| 12/15 | KC | L | 1 | 1 | 48 | 48.0 | 0 | 0 | 48 | 39.0 | 0 | 1 | 9 |
| 12/22 | at SD | L | 1 | 5 | 271 | 54.2 | 2 | 0 | 63 | 47.2 | 0 | 3 | 35 |
| 12/29 | Den. | L | 1 | 5 | 229 | 45.8 | 2 | 1 | 52 | 41.8 | 0 | 1 | 0 |
| Totals | | | 16 | 84 | 4,107 | 48.9 | 23 | 11 | 66 | 40.1 | 2 | 42 | 438 |



JOHN LOTULELEI

LINEBACKER | UNLV | 5-11 | 235
 ACQUIRED: FA-'15 | NFL EXP.: 4 | RAIDERS EXP.: 1
 HOMETOWN: KIEI, HAWAII | BORN: 12/04/91

55

TRANSACTIONS: Signed by Seattle Seahawks as an undrafted free agent, April 27, 2013...
 Waived by Seahawks, Oct. 2, 2013...Claimed via waivers by Jacksonville Jaguars, Oct. 3, 2013...
 Waived by Jaguars, Oct. 19, 2015...Signed by Oakland Raiders to practice squad, Nov. 25,
 2015...Signed by Raiders to active roster, Dec. 23, 2015.

CAREER: A promising contributor on special teams, enters his first training camp with Oakland after joining the team from the Jaguars in 2015...Has played in 18 career games, 16 with Jacksonville and two with Seattle...Totalled nine tackles (five solo) on defense.

2015 (with Jac. and Oak.): Played in four games with Jacksonville before being signed to the Raiders' practice squad on Nov. 25...Signed to the active roster on Dec. 23 and was inactive for two games...**(9/13) vs. Car.:** Played in the season opener.

2014 (with Jac.): Spent the 2014 season on the Reserve/Injured List with a knee injury.

2013 (with Sea. and Jac.): Began the season with Seattle before he was waived and claimed via waivers by Jacksonville on Oct. 3...**(9/15) vs. SF:** Made his NFL debut...**(9/22) vs. Jac.:** Saw action on special teams and on defense, making two solo tackles and one special teams tackle...**(10/6) at StL:** Made Jaguars debut and saw action on special teams...**(10/27) vs. SF:** Posted one special teams tackle and forced a fumble...**(11/17) vs. Ari.:** Made first career start at linebacker and totaled three solo tackles...**(12/15) vs. Buf.:** Saw action at linebacker and on special teams, totaling two assisted tackles...**(12/22) vs. Ten.:** Earned his second career start and had one special teams tackle.

COLLEGE: Played in 25 games with 17 starts at UNLV...Totalled 180 tackles (83 solo), 4.5 tackles for a loss and one forced fumble...Named first-team All-Mountain West and UNLV Defensive Most Valuable Player in 2012 after starting all 13 games and registering 120 tackles (59), the 10th highest single-season total in school history...Named the 2012 UNLV Bill "Wildcat" Morris Most Inspirational Award winner...Spent two seasons at Merced (Calif.) College before transferring to UNLV and was an All-Golden Gate selection as a sophomore...Majored in Interdisciplinary Studies.

PERSONAL: Attended Baldwin High School in Wailuku, Hawaii...Three-year letterman...Led Bears to three Maui Interscholastic League (MIL) championships as a linebacker and fullback...Named MIL Defensive Player of the Year following his senior season...Cousin, Star Lotulelei, was the 14th overall selection by the Carolina Panthers in the 2013 NFL Draft.

ADDITIONAL STATISTICS: Special teams tackles – 2 in 2013.

SINGLE-GAME HIGHS: TACKLES: Total – 3, 11/17/13 vs. Ari. Solo – 3, 11/17/13 vs. Ari.

JOHN LOTULELEI'S CAREER STATISTICS


| Year | Team | GP | GS | TACKLES | | | | | INTERCEPTIONS | | | | | FUMBLES | | |
|---------------|--------------|-----------|----------|-------------------------------|----------|----------|------------|------------|---------------|----------|----------|----------|----------|----------|----------|----------|
| | | | | Total | Solo | Asst. | Sacks | Yds. | No. | Yds. | Lg. | TD | PD | FF | FR | Yds. |
| 2013 | Sea./Jac. | 14 | 2 | 9 | 5 | 4 | 0.0 | 0.0 | 0 | 0 | - | 0 | 0 | 1 | 0 | 0 |
| 2014 | Jacksonville | | | (RESERVE/INJURED LIST - KNEE) | | | | | | | | | | | | |
| 2015 | Jac./Oak. | 4 | 0 | 0 | 0 | 0 | 0.0 | 0.0 | 0 | 0 | - | 0 | 0 | 0 | 0 | 0 |
| Totals | | 18 | 2 | 9 | 5 | 4 | 0.0 | 0.0 | 0 | 0 | - | 0 | 0 | 1 | 0 | 0 |

JOHN LOTULELEI GAME-BY-GAME

2013, SEATTLE/JACKSONVILLE

| Date | Opp. | W/L | GP/GS | TACKLES | | | | | INTERCEPTIONS | | | | | FUMBLES | | |
|---------------|----------|-----|-------------|------------|----------|----------|------------|------------|---------------|----------|----------|----------|----------|----------|----------|----------|
| | | | | Total | Solo | Asst. | Sacks | Yds. | No. | Yds. | Lg. | TD | PD | FF | FR | Yds. |
| 9/8 | at Car.* | W | | (INACTIVE) | | | | | | | | | | | | |
| 9/15 | SF* | W | 1/0 | 0 | 0 | 0 | 0.0 | 0.0 | 0 | 0 | - | 0 | 0 | 0 | 0 | 0 |
| 9/22 | Jac.* | W | 1/0 | 2 | 0 | 2 | 0.0 | 0.0 | 0 | 0 | - | 0 | 0 | 0 | 0 | 0 |
| 9/29 | at Hou.* | W | | (INACTIVE) | | | | | | | | | | | | |
| 10/6 | at StL. | L | 1/0 | 0 | 0 | 0 | 0.0 | 0.0 | 0 | 0 | - | 0 | 0 | 0 | 0 | 0 |
| 10/13 | at Den. | L | 1/0 | 0 | 0 | 0 | 0.0 | 0.0 | 0 | 0 | - | 0 | 0 | 0 | 0 | 0 |
| 10/20 | SD | L | 1/0 | 0 | 0 | 0 | 0.0 | 0.0 | 0 | 0 | - | 0 | 0 | 0 | 0 | 0 |
| 10/27 | SF | L | 1/0 | 0 | 0 | 0 | 0.0 | 0.0 | 0 | 0 | - | 0 | 0 | 1 | 0 | 0 |
| 11/10 | at Ten. | W | 1/0 | 0 | 0 | 0 | 0.0 | 0.0 | 0 | 0 | - | 0 | 0 | 0 | 0 | 0 |
| 11/17 | Ari. | L | 1/1 | 3 | 3 | 0 | 0.0 | 0.0 | 0 | 0 | - | 0 | 0 | 0 | 0 | 0 |
| 11/24 | at Hou. | W | 1/0 | 0 | 0 | 0 | 0.0 | 0.0 | 0 | 0 | - | 0 | 0 | 0 | 0 | 0 |
| 12/1 | at Cle. | W | 1/0 | 0 | 0 | 0 | 0.0 | 0.0 | 0 | 0 | - | 0 | 0 | 0 | 0 | 0 |
| 12/5 | Hou. | W | 1/0 | 1 | 1 | 0 | 0.0 | 0.0 | 0 | 0 | - | 0 | 0 | 0 | 0 | 0 |
| 12/15 | Buf. | L | 1/0 | 2 | 0 | 2 | 0.0 | 0.0 | 0 | 0 | - | 0 | 0 | 0 | 0 | 0 |
| 12/22 | Ten. | L | 1/1 | 0 | 0 | 0 | 0.0 | 0.0 | 0 | 0 | - | 0 | 0 | 0 | 0 | 0 |
| 12/29 | at Ind. | L | 1/0 | 1 | 1 | 0 | 0.0 | 0.0 | 0 | 0 | - | 0 | 0 | 0 | 0 | 0 |
| Totals | | | 14/2 | 9 | 5 | 4 | 0.0 | 0.0 | 0 | 0 | - | 0 | 0 | 1 | 0 | 0 |

*w/Sea.



KHALIL MACK

DEFENSIVE END | BUFFALO | 6-3 | 250
 ACQUIRED: D1-'14 | NFL EXP: 3 | RAIDERS EXP: 3
 HOMETOWN: FORT PIERCE, FLA. | BORN: 02/22/91

52

TRANSACTIONS: Selected by Oakland Raiders in the first round (fifth overall) of the 2014 NFL Draft, May 8, 2014.

CAREER: Elite defender against the run and pass enters his third NFL season after bursting onto the scene in 2015...Became the first player in NFL history to be named to the Associated Press All-Pro First Team at two positions (defensive end and linebacker) in 2015...Named to his first Pro Bowl after finishing second in the NFL with 15 sacks in 2015...His 15 sacks ranked second for a single season in franchise history...Posted 10 sacks over a four-game stretch in 2015, the most in the league over that time...Tied a single-game franchise record with five sacks on Dec. 13, 2015 at Denver...Started all 16 games as a rookie, finishing third in voting for the Associated Press Defensive Rookie of the Year...Named to PFWA, Sports Illustrated and NFL.com All-Rookie Teams...Career totals include 32 games played with 32 starts, 163 tackles (117 solo), 19 sacks, three forced fumbles and eight passes defended.

AT A GLANCE

- Became the first player in NFL history to be named to the Associated Press All-Pro First Team at two positions (defensive end and linebacker) last year.
- Named to his first Pro Bowl after finishing second in the NFL with 15 sacks in 2015.
- Tied a single-game franchise record with five sacks on Dec. 13, 2015 at Denver.
- Started all 16 games as a rookie, finishing third in voting for the Associated Press Defensive Rookie of the Year.
- Named to Pro Football Writers of America, Sports Illustrated and NFL.com All-Rookie Teams.
- Is the NCAA's all-time leader with 16 forced fumbles and his 75 tackles for loss are a modern-day NCAA record.

2015: Started all 16 games, blossoming into one of the league's elite defenders and earning his first career Pro Bowl selection...Became the first player in NFL history to be named to the Associated Press All-Pro First Team at two positions (defensive end and linebacker)...Finished second in the NFL with 15 sacks, falling just one sack short of the Raiders' franchise record...Posted 10 sacks over a four-game stretch from Weeks 12-15...Recorded four multiple-sack games...Credited with 79 tackles (58 solo), four passes defended and two forced fumbles on the year...**(9/13) vs. Cin.:** Started at defensive end and was credited with two tackles (one)...**(9/20) vs. Bal.:** Notched two solo tackles...**(9/27) at Cle.:** Posted second career two-sack game, getting to QB Josh McCown twice on a fourth-quarter series...Sacked McCown for a 7-yard loss before dropping the quarterback again and forcing a fumble on a third-and-10 play...Totaled three tackles (two)...**(10/4) at Chi.:** Notched third sack of the season, getting to QB Jay Cutler for a 1-yard loss on the game's final drive...Also posted four tackles (three) and one pass defended...**(10/11) vs. Den.:** Totaled five tackles (four)...**(10/25) at SD:** Credited with three solo tackles and one pass defended...**(11/1) vs. NYI:** Enjoyed a standout performance, posting five tackles (three) and his fourth sack of the season...Sacked QB Geno Smith for an 11-yard loss in the fourth quarter...**(11/8) at Pit.:** Notched two tackles (one)...**(11/15) vs. Min.:** Notched fifth sack of the season with a 6-yard stop of QB Teddy Bridgewater on a third-and-13 play in the second quarter...Credited with four tackles (two)...**(11/22) at Det.:** Led team with eight solo tackles...**(11/29) at Ten.:** Notched his second multiple-sack game of the season...Dropped QB Marcus Mariota for a 6-yard loss on a third-and-9 play in the second quarter...Got to Mariota for a 7-yard loss in the third quarter...Credited with five tackles (three)...**(12/6) vs. KC:** Posted another standout performance, totaling eight tackles (seven) and two sacks...Was a part of three total sacks, earning two half-sacks...Became the first Raider with back-to-back multiple-sack games since DE Derrick Burgess in 2006...Dropped QB Alex Smith for a 5-yard loss on a third-and-4 play...Cleaned up a sack initiated by LB Ben Heeney later in the same period, getting to Smith for a 7-yard loss and forcing a punt...Dropped Smith for a 3-yard loss along with DT Dan Williams in the third quarter...**(12/13) at Den.:** Enjoyed a career performance, tying the franchise record with five sacks, matching a mark set by Pro Football Hall of Famer Howie Long in 1983...Named AFC Defensive Player of the Week...All five sacks came in the second half...Became just the fifth player since sacks became an official statistic in 1982 to record five sacks and one forced fumble in a game and the first since LB Aldon Smith did so with the 49ers in 2012...Posted multiple sacks in the third straight game, the first in the NFL to do so on the season...Forced a fumble in the end zone that led to a safety...Sacked QB Brock Osweiler in the end zone in the third quarter, forcing a fumble with his other hand, leading to the Raiders' first safety since the 2011 season...Capped his outstanding day by dropping Osweiler for a fifth time on Denver's last offensive possession...Finished with nine tackles (six)...**(12/20) vs. GB:** Recorded a sack for the fourth straight game, dropping QB Aaron Rodgers for a 5-yard loss on a third-and-8 play in the first quarter...Also posted two solo tackles...**(12/24) vs. SD:** Racked up seven tackles (four)...Added a pass defended on a batted ball...**(1/3/16) at KC:** Capped an outstanding sophomore season by posting a season high 10 tackles (seven).



2014: Dominant rookie started all 16 games, totaling 84 tackles (59 solo), four sacks, one forced fumble and four passes defended...Finished third in voting for the Associated Press Defensive Rookie of the Year Award...Selected to the Pro Football Writers of America, Sports Illustrated and NFL.com All-Rookie Teams...Only rookie named to the USA Football All-Fundamentals Team, which honors 26 NFL players who exhibit exemplary football techniques for young players to emulate...Became just the third rookie linebacker in Raiders history to start all 16 games, following Matt Millen (1980) and current General Manager Reggie McKenzie (1985)...**(9/7) at NYJ:** Started at strong-side linebacker in NFL debut...Posted six tackles (five)...**(9/14) vs. Hou.:** Credited with six tackles (four) and one pass defended...**(9/21) at NE:** Made an impact on defense, recording six tackles (three)...**(9/28) vs. Mia.:** Racked up five solo tackles...**(10/12) vs. SD:** Totaled three solo tackles...**(10/19) vs. Ari.:** Led team and set a career high with 11 tackles (10)...**(10/26) at Cle.:** Enjoyed a standout performance, posting eight solo tackles and one pass defended...Helped limit the NFL's then-sixth-ranked rushing offense to just 1.6 yards per carry...**(11/2) at Sea.:** Consistently impacted the Seahawks' passing game and notched six tackles (two)...**(11/9) vs. Den.:** Recorded first career forced fumble, stripping RB Juwan Thompson in the fourth quarter...Also posted three tackles (two) and batted one pass from QB Peyton Manning...**(11/16) at SD:** Effective in the pass rush, notching his first career sack in addition to five tackles (four)...Got to QB Philip Rivers for a 5-yard loss on a third-and-6 play, forcing a fourth-quarter punt...**(11/20) vs. KC:** Credited with five tackles (three) in the team's victory...Pressured QB Alex Smith on a late fourth-quarter play, forcing an incomplection and helping to close out the win...**(12/7) vs. SF:** Posted first career multiple-sack game, getting to QB Colin Kaepernick twice in the fourth quarter...Dropped Kaepernick for a 5-yard loss on a first-down play, then closed out the win with a 9-yard sack on the game's final play from scrimmage...Credited with four tackles (two)...**(12/14) at KC:** Credited with eight tackles (three)...**(12/21) vs. Buf.:** Put forth a dominant effort, helping limit Buffalo to just 13 yards on the ground, tied for the third lowest yardage total allowed in franchise history...Posted five tackles (two) and one sack in the win...Dropped QB Kyle Orton for a 10-yard loss on a third-down play in the third quarter...**(12/28) at Den.:** Posted two solo tackles despite nursing a hamstring injury suffered the previous week.

COLLEGE: Played four years at Buffalo, starting all 48 games in which he appeared...Totaled 327 tackles (186 solo), 28.5 sacks, 75 tackles for loss, 16 forced fumbles, three fumble recoveries, four INTs, 21 passes defended and 31 quarterback pressures...Recorded two TDs on INT returns...His 16 forced fumbles are an NCAA record, topping the previous record of 14...His 75 tackles for loss tied the NCAA modern-day record (since the 2000 season)...His 28.5 sacks are also a school record...Started all 13 games as a senior, leading the Bulls in tackles (100), tackles for loss (19), sacks (10.5), INTs (three) and forced fumbles (five)...Earned first-team All-MAC honors for the third straight season...Was named the MAC Defensive Player of the Year and was awarded the Jack Lambert Award...Finished second in the voting for the Butkus Award...Named MAC East Defensive Player of the Week three times...Led the team with 94 tackles, 21 tackles for loss added eight sacks and four forced fumbles...Garnered first-team All-MAC honors for the second straight season...Was twice named MAC East Defensive Player of the Week...Sports Illustrated's honorable mention All-American...Started all 12 games as a sophomore, leading the team in sacks (5.5), tackles for loss (20.5) and forced fumbles (five)...Added 65 tackles...Earned first-team All-MAC honors...Tabbed by Sports Illustrated as an honorable mention All-American...Started 12 games as a freshman, totaling 68 tackles and recording team highs in both sacks (4.5) and tackles for losses (14.5)...Named to Phil Steele's All-MAC Third Team...Redshirted in his first season in 2009...Majored in general studies.

PERSONAL: Attended Westwood High School in Fort Pierce, Fla. ...Named first-team all-area and third-team all-state selection and helped lead the Panthers to the district title as a senior...Recorded 140 tackles with nine sacks, three forced fumbles and two fumble recoveries...Didn't play football until junior year of high school...Name is pronounced KAH-lee.

SINGLE-GAME HIGHS: TACKLES: Total – 11, 10/19/14 vs. Ari. Solo – 10, 10/19/14 vs. Ari. Sacks – 5, 12/13/15 at Den. Forced fumbles – 1, three times; last: 12/13/15 at Den. Passes defended – 1, eight times; last: 12/24/15 vs. SD.

KHALIL MACK'S CAREER STATISTICS

| Year | Team | GP | GS | TACKLES | | | | | INTERCEPTIONS | | | | | FUMBLES | | |
|---------------|---------|-----------|-----------|------------|------------|-----------|-------------|--------------|---------------|----------|----------|----------|----------|----------|----------|----------|
| | | | | Total | Solo | Asst. | Sacks | Yds. | No. | Yds. | Lg. | TD | PD | FF | FR | Yds. |
| 2014 | Oakland | 16 | 16 | 84 | 59 | 25 | 4.0 | 29.0 | 0 | 0 | - | 0 | 4 | 1 | 0 | 0 |
| 2015 | Oakland | 16 | 16 | 79 | 58 | 21 | 15.0 | 89.0 | 0 | 0 | - | 0 | 4 | 2 | 0 | 0 |
| Totals | | 32 | 32 | 163 | 117 | 46 | 19.0 | 118.0 | 0 | 0 | - | 0 | 8 | 3 | 0 | 0 |


KHALIL MACK GAME-BY-GAME

2015, OAKLAND (7-9)

| Date | Opp. | W/L | GP/GS | TACKLES | | | | | Yds. | INTERCEPTIONS | | | | | FUMBLES | | |
|---------------|---------|-----|--------------|-----------|-----------|-----------|-------------|-------------|----------|---------------|----------|----------|----------|----|----------|----------|----------|
| | | | | Total | Solo | Asst. | Sacks | | | No. | Yds. | Lg. | TD | PD | FF | FR | Yds. |
| 9/13 | Cin. | L | 1/1 | 2 | 1 | 1 | 0.0 | 0.0 | 0 | 0 | - | 0 | 0 | 0 | 0 | 0 | 0 |
| 9/20 | Bal. | W | 1/1 | 2 | 2 | 0 | 0.0 | 0.0 | 0 | 0 | - | 0 | 0 | 0 | 0 | 0 | 0 |
| 9/27 | at Cle. | W | 1/1 | 3 | 2 | 1 | 2.0 | 11.0 | 0 | 0 | - | 0 | 0 | 0 | 1 | 0 | 0 |
| 10/4 | at Chi. | L | 1/1 | 4 | 3 | 1 | 1.0 | 1.0 | 0 | 0 | - | 0 | 1 | 0 | 0 | 0 | 0 |
| 10/11 | Den. | L | 1/1 | 5 | 4 | 1 | 0.0 | 0.0 | 0 | 0 | - | 0 | 0 | 0 | 0 | 0 | 0 |
| 10/25 | at SD | W | 1/1 | 3 | 3 | 0 | 0.0 | 0.0 | 0 | 0 | - | 0 | 1 | 0 | 0 | 0 | 0 |
| 11/1 | NYJ | W | 1/1 | 5 | 3 | 2 | 1.0 | 11.0 | 0 | 0 | - | 0 | 1 | 0 | 0 | 0 | 0 |
| 11/8 | at Pit. | L | 1/1 | 2 | 1 | 1 | 0.0 | 0.0 | 0 | 0 | - | 0 | 0 | 0 | 0 | 0 | 0 |
| 11/15 | Min. | L | 1/1 | 4 | 2 | 2 | 1.0 | 6.0 | 0 | 0 | - | 0 | 0 | 0 | 0 | 0 | 0 |
| 11/22 | at Det. | L | 1/1 | 8 | 8 | 0 | 0.0 | 0.0 | 0 | 0 | - | 0 | 0 | 0 | 0 | 0 | 0 |
| 11/29 | at Ten. | W | 1/1 | 5 | 3 | 2 | 2.0 | 13.0 | 0 | 0 | - | 0 | 0 | 0 | 0 | 0 | 0 |
| 12/6 | KC | L | 1/1 | 8 | 7 | 1 | 2.0 | 10.0 | 0 | 0 | - | 0 | 0 | 0 | 0 | 0 | 0 |
| 12/13 | at Den. | W | 1/1 | 9 | 6 | 3 | 5.0 | 32.0 | 0 | 0 | - | 0 | 0 | 0 | 1 | 0 | 0 |
| 12/20 | GB | L | 1/1 | 2 | 2 | 0 | 1.0 | 5.0 | 0 | 0 | - | 0 | 0 | 0 | 0 | 0 | 0 |
| 12/24 | SD | W | 1/1 | 7 | 4 | 3 | 0.0 | 0.0 | 0 | 0 | - | 0 | 1 | 0 | 0 | 0 | 0 |
| 1/3/16 | at KC | L | 1/1 | 10 | 7 | 3 | 0.0 | 0.0 | 0 | 0 | - | 0 | 0 | 0 | 0 | 0 | 0 |
| Totals | | | 16/16 | 79 | 58 | 21 | 15.0 | 89.0 | 0 | 0 | - | 0 | 4 | | 2 | 0 | 0 |

2014, OAKLAND (3-13)

| Date | Opp. | W/L | GP/GS | TACKLES | | | | | Yds. | INTERCEPTIONS | | | | | FUMBLES | | |
|---------------|---------|-----|--------------|-----------|-----------|-----------|------------|-------------|----------|---------------|----------|----------|----------|----|----------|----------|----------|
| | | | | Total | Solo | Asst. | Sacks | | | No. | Yds. | Lg. | TD | PD | FF | FR | Yds. |
| 9/7 | at NYJ | L | 1/1 | 6 | 5 | 1 | 0.0 | 0.0 | 0 | 0 | - | 0 | 0 | 0 | 0 | 0 | 0 |
| 9/14 | Hou. | L | 1/1 | 6 | 4 | 2 | 0.0 | 0.0 | 0 | 0 | - | 0 | 1 | 0 | 0 | 0 | 0 |
| 9/21 | at NE | L | 1/1 | 6 | 3 | 3 | 0.0 | 0.0 | 0 | 0 | - | 0 | 0 | 0 | 0 | 0 | 0 |
| 9/28 | Mia. | L | 1/1 | 5 | 5 | 0 | 0.0 | 0.0 | 0 | 0 | - | 0 | 0 | 0 | 0 | 0 | 0 |
| 10/12 | SD | L | 1/1 | 3 | 3 | 0 | 0.0 | 0.0 | 0 | 0 | - | 0 | 0 | 0 | 0 | 0 | 0 |
| 10/19 | Ari. | L | 1/1 | 11 | 10 | 1 | 0.0 | 0.0 | 0 | 0 | - | 0 | 0 | 0 | 0 | 0 | 0 |
| 10/26 | at Cle. | L | 1/1 | 8 | 8 | 0 | 0.0 | 0.0 | 0 | 0 | - | 0 | 1 | 0 | 0 | 0 | 0 |
| 11/2 | at Sea. | L | 1/1 | 6 | 2 | 4 | 0.0 | 0.0 | 0 | 0 | - | 0 | 0 | 0 | 0 | 0 | 0 |
| 11/9 | Den. | L | 1/1 | 3 | 2 | 1 | 0.0 | 0.0 | 0 | 0 | - | 0 | 1 | 1 | 0 | 0 | 0 |
| 11/16 | at SD | L | 1/1 | 5 | 4 | 1 | 1.0 | 5.0 | 0 | 0 | - | 0 | 0 | 0 | 0 | 0 | 0 |
| 11/20 | KC | W | 1/1 | 5 | 3 | 2 | 0.0 | 0.0 | 0 | 0 | - | 0 | 0 | 0 | 0 | 0 | 0 |
| 11/30 | at StL. | L | 1/1 | 1 | 1 | 0 | 0.0 | 0.0 | 0 | 0 | - | 0 | 0 | 0 | 0 | 0 | 0 |
| 12/7 | SF | W | 1/1 | 4 | 2 | 2 | 2.0 | 14.0 | 0 | 0 | - | 0 | 0 | 0 | 0 | 0 | 0 |
| 12/14 | at KC | L | 1/1 | 8 | 3 | 5 | 0.0 | 0.0 | 0 | 0 | - | 0 | 1 | 0 | 0 | 0 | 0 |
| 12/21 | Buf. | W | 1/1 | 5 | 2 | 3 | 1.0 | 10.0 | 0 | 0 | - | 0 | 0 | 0 | 0 | 0 | 0 |
| 12/28 | at Den. | L | 1/1 | 2 | 2 | 0 | 0.0 | 0.0 | 0 | 0 | - | 0 | 0 | 0 | 0 | 0 | 0 |
| Totals | | | 16/16 | 84 | 59 | 25 | 4.0 | 29.0 | 0 | 0 | - | 0 | 4 | | 1 | 0 | 0 |



MATT McCANTS

TACKLE | UAB | 6-6 | 310
ACQUIRED: FA-'13 | NFL EXP.: 4 | RAIDERS EXP.: 4
HOMETOWN: MOBILE, ALA. | BORN: 08/18/89

73

TRANSACTIONS: Selected by New York Giants in the sixth round (201st overall) of the 2012 NFL Draft, April 28, 2012...Waived by Giants, Aug. 31, 2012...Signed by Giants to practice squad, Sept. 1, 2012...Practice squad contract terminated by Giants, Sept. 7, 2012...Re-signed by Giants to practice squad on Sept. 17, 2012...Signed by Giants as a reserve/future free agent, Jan. 2, 2013...Waived by Giants, Aug. 31, 2013...Signed by Oakland Raiders to practice squad, Sept. 2, 2013...Signed by Raiders to active roster, Sept. 7, 2013...Re-signed by Raiders as an exclusive rights free agent, April 18, 2014...Re-signed by Raiders as an exclusive rights free agent, April 8, 2015...Re-signed by Raiders as a restricted free agent, April 18, 2016.

CAREER: Versatile offensive lineman enters his third training camp with the Raiders after joining the team in September 2013... Played in two games, contributing on offense and special teams, in 2015...Appeared in 11 games in 2014 as a reserve lineman and on special teams...Played in 13 games and made three starts at tackle and contributed on special teams in 2013...Spent most of his rookie season on the New York Giants' practice squad.

2015: Appeared in two contests in his third NFL season...Inactive for 14 games, including the first 10 contests...**(11/29) at Ten.:** Made season debut, contributing on four special teams snaps...Appearance marked his 25th career game played...**(12/6) vs. KC:** Appeared on four offensive snaps and contributed on special teams.

2014: Appeared in 11 games as an extra offensive lineman and on special teams after being inactive for the first four contests...**(10/12) vs. SD:** Saw first action of the season as an extra offensive lineman and on special teams...**(10/19) vs. Ari.:** Played five snaps on offense and contributed on special teams...**(11/2) at Sea.:** Saw action as a reserve...**(11/9) vs. Den.:** Saw action as an extra offensive lineman and on special teams...**(11/16) at SD:** Played on offense and special teams...**(11/20) vs. KC:** Saw action on special teams and appeared in 11 plays as an extra offensive lineman...**(11/30) at StL.:** Played seven snaps on offense...**(12/7) vs. SF:** Played 20 offensive snaps and contributed on special teams in the win...**(12/14) at KC:** Contributed on offense and appeared on three special teams snaps...**(12/21) vs. Buf.:** Played on offense and special teams...**(12/28) at Den.:** Contributed on offense and special teams in the season finale.

2013: Appeared in 13 games, with three starts, seeing action at tackle and on special teams...**(9/8) at Ind.:** Made NFL debut, seeing action on special teams and as an extra offensive lineman...**(10/6) vs. SD:** Made first career NFL start at right tackle, helping the Raiders gain 299 total yards...**(10/13) at KC:** Subbed in at right tackle for the injured T Tony Pashos in the second half...**(10/27) vs. Pit.:** Started at right tackle and helped the offense rush for three TDs in the victory...**(11/3) vs. Phi.:** Started at right tackle and helped the offense total 560 yards before leaving the game with a toe injury...**(11/24) vs. Ten. and (11/28) at Dal.:** Saw action as an extra offensive lineman.


2012 (with NYG): Spent majority of rookie season on the Giants' practice squad after being waived at the end of training camp.

COLLEGE: Played in 47 games with 42 starts at left tackle for UAB...Two-time All-Conference USA First-Team selection...Credited with 274 knockdowns and 34 TD-resulting blocks from 2009-11...As a senior, named All-Conference USA First Team for the second consecutive season...Named the conference's best offensive lineman by the league's coaches...Lombardi Award nominee...Selected to play in the Senior Bowl in his hometown of Mobile, Ala. ...Started all 11 games in which he played at left tackle...Recorded 94 knockdowns and 11 TD-resulting blocks...As a junior, named first-team All-Conference USA...Started all 12 games at left tackle and was credited with 12 TD-resulting blocks and 97 knockdowns...Did not allow any sacks as the Blazers led the league and ranked tied for 15th in the nation in fewest sacks allowed (12)...As a sophomore, returned from a year of inactivity to start all 12 games at left tackle and was named All-Conference USA honorable mention...In 2008, sat out the season after being ruled academically ineligible, but was allowed to participate in practice...As a freshman, started seven games at left tackle...Made his collegiate debut as a starter against Michigan State...Majored in criminal justice.

PERSONAL: Attended Williamson High School in Mobile, Ala. ...Lettered in football as a senior...Received honorable mention all-region selection by the Mobile Press-Register as a senior...Helped team advance to the class 5A state playoffs in 2006...Also played tuba in the school band...Active in the community, participating in the American Heart Association NFL Play 60 Challenge and a youth football clinic with the City of Oakland Parks and Recreation department...Volunteered at the Alameda County Food Bank - Fruitvale in 2014.

MATT McCANTS GAMES PLAYED/STARTED

| Year | Team | GP | GS |
|--------|---------|----|----|
| 2013 | Oakland | 13 | 3 |
| 2014 | Oakland | 11 | 0 |
| 2015 | Oakland | 2 | 0 |
| Totals | | 26 | 3 |



DEWEY McDONALD

DEFENSIVE BACK | CALIFORNIA (Pa.) | 6-0 | 220
ACQUIRED: FA-'15 | NFL EXP: 2 | RAIDERS EXP: 1
HOMETOWN: RANSON, W. VA. | BORN: 06/10/90

35

TRANSACTIONS: Signed by Indianapolis Colts as an undrafted free agent, May 12, 2014... Waived by Colts, Aug. 30, 2014...Signed by Colts to practice squad, Sept. 1, 2014...Signed by Colts to active roster, Sept. 29, 2014...Waived by Colts, Oct. 27, 2015...Claimed via waivers by New England Patriots, Oct. 28, 2015...Waived by Patriots, Nov. 12, 2015...Signed by Oakland Raiders to practice squad, Dec. 2, 2015...Signed by Raiders to active roster, Dec. 29, 2015.

CAREER: Versatile defensive back enters second season with the Silver and Black after playing in one game with the Raiders in 2015... Originally entered the league as an undrafted free agent with Indianapolis, playing in 13 games for the Colts over two seasons before playing in one game each with New England and Oakland.

2015 (with Ind., NE and Oak.): Played in three games with three different teams, seeing action for Indianapolis, New England and Oakland...Began the season with the Colts before being claimed via waivers by New England on Oct. 28...Signed to the Raiders' practice squad on Dec. 2 and added to the active roster on Dec. 29...**(11/8) vs. Was.:** Made only appearance with New England, seeing action on special teams...**(1/3/16) at KC:** Made Raiders debut, playing on special teams in the season finale.

2014 (with Ind.): Saw action in 12 games during his rookie season, primarily on special teams...Ranked second on the team with 13 special teams tackles...**(10/5) vs. Bal.:** Made his NFL debut, recording two special teams tackles...**(11/16) vs. NE:** Tied a game-high with two special teams tackles...**(11/23) vs. Jac.:** Recorded two special teams tackles...**Postseason: (1/4) vs. Cin.:** Made his first postseason appearance while notching one special teams tackle...**(1/11) at Den.:** Tallied one special teams tackle.

COLLEGE: Started at Fairmont State before transferring to California University (Pa.)...Tallied a career-best 89 tackles, six tackles for loss, three INTs (all returned for TDs) and eight passes defended...Named a Don Hansen All-American Third-Team choice, D2football.com All-American honorable mention selection, Don Hansen first-team All-Super Region One choice, first-team All-Daktronics Super Region One selection and first-team PSAC West choice.


PERSONAL: Attended Jefferson High School in Shenandoah Junction, W. Va., where he was a three-time all-conference and all-area pick...Named the Martinsburg Journal Defensive Player of the Year as a junior...Recorded 17 INTs and over 1,500 yards and 22 TDs during his high school career...Won state championships in the high jump, long jump and as a member of the 4x100 relay.

ADDITIONAL STATISTICS: Special teams tackles – 13 in 2014.

SINGLE-GAME HIGHS: TACKLES: Total – 1, 10/25/15 vs. NO.

DEWEY McDONALD'S CAREER STATISTICS

| Year | Team | GP | GS | TACKLES | | | | | Yds. | INTERCEPTIONS | | | | | FUMBLES | | |
|-------------------|--------------|-----------|----------|----------|----------|----------|------------|------------|------------|---------------|----------|----------|----------|----------|----------|----------|----------|
| | | | | Total | Solo | Asst. | Sacks | | | No. | Yds. | Lg. | TD | PD | FF | FR | Yds. |
| 2014 | Indianapolis | 12 | 0 | 0 | 0 | 0 | 0 | 0.0 | 0.0 | 0 | 0 | - | 0 | 0 | 0 | 0 | 0 |
| 2015 | Ind./NE/Oak. | 3 | 0 | 1 | 0 | 1 | 0.0 | 0.0 | 0.0 | 0 | 0 | - | 0 | 0 | 0 | 0 | 0 |
| Totals | | 15 | 0 | 1 | 0 | 1 | 0.0 | 0.0 | 0.0 | 0 | 0 | - | 0 | 0 | 0 | 0 | 0 |
| POSTSEASON | | | | | | | | | | | | | | | | | |
| 2014 | Indianapolis | 3 | 0 | 0 | 0 | 0 | 0.0 | 0.0 | 0.0 | 0 | 0 | - | 0 | 0 | 0 | 0 | 0 |
| Totals | | 3 | 0 | 0 | 0 | 0 | 0.0 | 0.0 | 0.0 | 0 | 0 | - | 0 | 0 | 0 | 0 | 0 |



DEXTER McDONALD

CORNERBACK | KANSAS | 6-1 | 200
ACQUIRED: D7C-15 | NFL EXP: 2 | RAIDERS EXP: 2
HOMETOWN: KANSAS CITY, MO. | BORN: 11/30/91

23

TRANSACTIONS: Selected by Oakland Raiders in the seventh round (242nd overall) of the 2015 NFL Draft, May 2, 2015.

2015: Played in six games as a rookie, seeing action primarily on special teams...Recorded four solo tackles...Inactive for 10 games...**(10/4) at Chi.:** Made NFL debut, seeing action on special teams...**(11/29) at Ten.:** Saw action exclusively on special teams...**(12/6) vs. KC:** Played on special teams...**(12/13) at Den.:** Saw brief action on defense in the fourth quarter...Posted first career solo tackle on Denver's final drive of the game...**(12/20) vs. GB:** Saw increased action on defense, posting three solo tackles...Credited with a special teams stop on punt coverage...**(12/24) vs. SD:** Saw action on special teams.

COLLEGE: Played three years at Kansas, starting 24-of-31 games at cornerback...Totalled 81 tackles (58 solo) with one forced fumble, four INTs and 25 passes defended...Spent one season at Butler (Kan.) Community College, racking up five tackles (two) in five games with one INT...As a senior, started all 12 games at cornerback...Ranked second on the team and fifth in the Big 12 in passes defended with 13...Added two INTs on the season, both against Southeast Missouri State on Sept. 6, earning him Big 12 Defensive Player of the Week honors...Marked the first time since 2010 a Kansas defender took home the honor...As a junior, earned an All-Big 12 honorable mention from the conference coaches...Started all 12 games at cornerback...Ranked second on the squad and eighth in the conference with 12 passes defended...Collected 29 tackles (21) and two INTs on the season...Played his sophomore season at Butler (Kan.) Community College, appearing in just five games...Tallied five tackles with one INT...Tabbed the 80th best junior college prospect in the country by ESPN.com...As a redshirt freshman at Kansas, saw action in seven games...Recorded 17 tackles, nine of them solo stops...Redshirted his first season at Kansas...Named KU's team defensive player of the week against Nebraska...Named the Jayhawks' special teams player of the week against Baylor...Majored in liberal arts and sciences.

PERSONAL: Attended Rockhurst High School in Kansas City, Mo. ...Was a four-year letterman at cornerback and wide receiver...An all-state First-Team selection in Missouri...Earned Kansas City all-metro Second-Team honors...Set a school record with nine INTs as a senior...Returned one pick for a TD...Also registered 60 tackles...Rated as one of the top five recruits in the Kansas City area...Also competed in basketball and track...Related to former Kansas basketball All-American and current NBA player Brandon Rush, his cousin.

ADDITIONAL STATISTICS: Special teams tackles – 4 in 2015.

SINGLE-GAME HIGHS: TACKLES: Total – 3, 12/20/15 vs. GB. Solo – 3, 12/20/15 vs. GB.


DEXTER McDONALD'S CAREER STATISTICS

| Year | Team | GP | GS | TACKLES | | | | | INTERCEPTIONS | | | | | FUMBLES | | |
|--------|---------|----|----|---------|------|-------|-------|------|---------------|------|-----|----|----|---------|----|------|
| | | | | Total | Solo | Asst. | Sacks | Yds. | No. | Yds. | Lg. | TD | PD | FF | FR | Yds. |
| 2015 | Oakland | 6 | 0 | 4 | 4 | 0 | 0.0 | 0.0 | 0 | 0 | - | 0 | 0 | 0 | 0 | 0 |
| Totals | | 6 | 0 | 4 | 4 | 0 | 0.0 | 0.0 | 0 | 0 | - | 0 | 0 | 0 | 0 | 0 |

DEXTER McDONALD GAME-BY-GAME

2015, OAKLAND (7-9)

| Date | Opp. | W/L | GP/GS | TACKLES | | | | | INTERCEPTIONS | | | | | FUMBLES | | |
|--------|---------|-----|-------|------------|------|-------|-------|------|---------------|------|-----|----|----|---------|----|------|
| | | | | Total | Solo | Asst. | Sacks | Yds. | No. | Yds. | Lg. | TD | PD | FF | FR | Yds. |
| 9/13 | Cin. | L | | (INACTIVE) | | | | | | | | | | | | |
| 9/20 | Bal. | W | | (INACTIVE) | | | | | | | | | | | | |
| 9/27 | at Cle. | W | | (INACTIVE) | | | | | | | | | | | | |
| 10/4 | at Chi. | L | 1/0 | 0 | 0 | 0 | 0.0 | 0.0 | 0 | 0 | - | 0 | 0 | 0 | 0 | 0 |
| 10/11 | Den. | L | | (INACTIVE) | | | | | | | | | | | | |
| 10/25 | at SD | W | | (INACTIVE) | | | | | | | | | | | | |
| 11/1 | NYJ | W | | (INACTIVE) | | | | | | | | | | | | |
| 11/8 | at Pit. | L | | (INACTIVE) | | | | | | | | | | | | |
| 11/15 | Min. | L | | (INACTIVE) | | | | | | | | | | | | |
| 11/22 | at Det. | L | | (INACTIVE) | | | | | | | | | | | | |
| 11/29 | at Ten. | W | 1/0 | 0 | 0 | 0 | 0.0 | 0.0 | 0 | 0 | - | 0 | 0 | 0 | 0 | 0 |
| 12/6 | KC | L | 1/0 | 0 | 0 | 0 | 0.0 | 0.0 | 0 | 0 | - | 0 | 0 | 0 | 0 | 0 |
| 12/13 | at Den. | W | 1/0 | 1 | 1 | 0 | 0.0 | 0.0 | 0 | 0 | - | 0 | 0 | 0 | 0 | 0 |
| 12/20 | GB | L | 1/0 | 3 | 3 | 0 | 0.0 | 0.0 | 0 | 0 | - | 0 | 0 | 0 | 0 | 0 |
| 12/24 | SD | W | 1/0 | 0 | 0 | 0 | 0.0 | 0.0 | 0 | 0 | - | 0 | 0 | 0 | 0 | 0 |
| 1/3/16 | at KC | L | | (INACTIVE) | | | | | | | | | | | | |
| Totals | | | 6/0 | 4 | 4 | 0 | 0.0 | 0.0 | 0 | 0 | - | 0 | 0 | 0 | 0 | 0 |



STACY MCGEE

DEFENSIVE TACKLE | OKLAHOMA | 6-3 | 310
ACQUIRED: 6d6-'13 | NFL EXP.: 4 | **RAIDERS EXP.: 4**
HOMETOWN: MUSKOGEE, OKLA. | **BORN: 01/17/90**

92

TRANSACTIONS: Selected by Oakland Raiders in the sixth round (205th overall) of the 2013 NFL Draft, April 27, 2013.

CAREER: Reliable defensive tackle enters his fourth season with the Silver and Black...Has played in 42 games with nine starts for the Raiders, amassing 58 tackles (34 solo), 0.5 sacks, one pass defended and two fumble recovery...Appeared in 16 games for the first time in his career in 2015, making four starts...Totaled a career-high 27 tackles (16) and added his first pass defended and one fumble recovery...In 2014, played in 11 games and was inactive for the other five...Appeared in 15 games as a rookie, starting five of the final seven games at nose tackle...Entered the league as one of the Raiders' four sixth-round picks in 2013.

AT A GLANCE

- Has appeared in 42 games with nine starts for the Raiders, totaling 58 tackles (34 solo), 0.5 sacks, one pass defended and two fumble recoveries.
- Played in all 16 games for the first time in his career in 2015, making four starts.
- Played a key role on the defensive line as a rookie, seeing action in 15 games.
- College career totals include 34 games played with 15 starts, 63 tackles (29), 2.5 sacks and 9.5 tackles for a loss.

2015: Played in all 16 games with four starts as a part of the defensive line rotation...Posted 27 tackles (16 solo), one pass defended and one fumble recovery...**(9/20) vs. Bal.:** Saw action on defense, recording one solo tackle...**(9/27) at Cle.:** Made first start of the season...Tied a then-career high with three tackles (one)...**(10/4) at Chi.:** Recovered a third-quarter fumble by RB Matt Forte, setting up a Raiders FG drive...Also credited with a career-high four tackles (three)...**(10/25) at SD:** Started in place of an injured DT Justin Ellis...Credited with four tackles (two)...**(11/1) vs. NYJ:** Posted one solo tackle...**(11/8) at Pit.:** Notched three tackles (two) and first career pass defended on a batted ball...**(11/15) vs. Min.:** Credited with one solo tackle...**(11/22) at Det.:** Posted two tackles (one)...**(11/29) at Ten.:** Helped limit Tennessee to just 44 rushing yards and 2.4 yards per attempt on the ground...Credited with one assisted stop...**(12/13) at Den.:** Helped limit the Broncos to just 1.6 yards per carry on the ground...Assisted on one tackle...**(12/20) vs. GB:** Notched two tackles (one)...**(12/24) vs. SD:** Posted two solo tackles...**(1/3/16) at KC:** Credited with two tackles (one).

2014: Played in 11 games, posting five tackles (three solo) in his second season...Inactive for the final five games of the year...**(9/7) at NYJ:** Credited with one solo tackle...**(9/14) vs. Hou.:** Played in a reserve role on the defensive line...**(9/21) at NE:** Saw action on the defensive line...**(9/28) vs. Mia.:** Played in the defensive line rotation...**(10/12) vs. SD:** Rotated in on defense...**(10/19) vs. Ari.:** Saw limited snaps on defense...**(10/26) at Cle.:** Played primarily on special teams...**(11/2) at Sea.:** Saw increased snaps on defense, assisting on one tackle...**(11/9) vs. Den.:** Notched one solo stop...**(11/16) at SD:** Posted one solo tackle...**(11/20) vs. KC:** Assisted on one stop.

2013: Made significant contributions in his rookie year...Played in 15 games, starting five of the final seven games at nose tackle...Posted 26 tackles (15 solo) with 0.5 sacks and one fumble recovery...**(9/8) at Ind.:** Made NFL debut in a reserve role...Posted one solo tackle...**(9/15) vs. Jac.:** Recorded two tackles (one)...**(9/23) at Den.:** Played in a reserve role on the defensive line, notching two tackles (one)...**(10/27) vs. Pit.:** Earned first career sack, sharing a third-quarter sack with LB Sio Moore, dropping QB Ben Roethlisberger for a 9-yard loss...**(11/10) at NYG:** Saw increased action at nose tackle...Notched two tackles (one)...**(11/17) at Hou.:** Made first career start at nose tackle...Pressured QB Case Keenum in the end zone, forcing a first-quarter INT by LB Nick Roach...Totaled a season-high three tackles (two)...**(11/24) vs. Ten.:** Started second straight game, posting two tackles (one)...**(12/8) at NYJ:** Started fourth straight game and assisted on two tackles...**(12/15) vs. KC:** Recovered first career fumble, pouncing on a loose ball following a fourth-quarter strip-sack of QB Alex Smith by DE Jason Hunter...Added two solo tackles...**(12/22) at SD:** Started at nose tackle and posted three tackles (one)...**(12/29) vs. Den.:** Recorded three tackles (two), including a third-quarter stop of RB Montee Ball for a 1-yard loss.



COLLEGE: Played four years at Oklahoma, seeing action in 34 games with 15 starts...Totaled 63 tackles (29 solo), 2.5 sacks, 9.5 tackles for a loss...As a senior, played in six contests, recording 14 tackles (six) and one sack...Added 2.5 tackles for a loss...Member of the defensive tackle rotation as a junior, playing in 12 games with four starts...Totaled 22 tackles (eight) and 1.5 sacks...Credited with 3.5 tackles for a loss...Made first start of the year vs. Texas Tech and recorded four tackles and one sack...As a sophomore, recorded career highs with 14 games played and 11 starts...Established career bests with 26 tackles (15) and 3.5 tackles for a loss...Racked up eight tackles vs. Air Force...Posted a career-high two tackles for a loss at Cincinnati...Saw action in two games as a reserve defensive lineman as a redshirt freshman...Majored in human relations.

McGEE

PERSONAL: Attended Muskogee (Okla.) High School...Selected to the Tulsa World and The Oklahoman all-state teams...Named Defensive Player of the Year by the Muskogee Phoenix...Totaled 160 tackles, 38 tackles for loss and 13 sacks for his career...Added six INTs and 21 passes defended...As a senior, recorded 98 tackles, including 20 tackles for a loss and six sacks...Also registered two INTs, eight passes defended and three forced fumbles...Ranked the No. 2 player in Oklahoma by Rivals.com and No. 8 defensive end in the nation by Rivals.com...Ranked No. 11 defensive tackle in the nation by Scout.com...Named No. 15 defensive lineman in the nation by ESPN and the No. 86 overall player in the nation by Rivals.com.

SINGLE-GAME HIGHS: TACKLES: Total – 4, 10/25/15 at SD. Solo – 3, 10/4/15 at Chi. Sacks – 0.5, 10/27/13 vs. Pit. Fumble recoveries – 1, two times; last: 10/4/15 at Chi.

STACY McGEE'S CAREER STATISTICS

| Year | Team | GP | GS | TACKLES | | | | | INTERCEPTIONS | | | | | FUMBLES | | |
|---------------|---------|-----------|----------|-----------|-----------|-----------|------------|------------|---------------|----------|----------|----------|----------|----------|----------|----------|
| | | | | Total | Solo | Asst. | Sacks | Yds. | No. | Yds. | Lg. | TD | PD | FF | FR | Yds. |
| 2013 | Oakland | 15 | 5 | 26 | 15 | 11 | 0.5 | 4.5 | 0 | 0 | - | 0 | 0 | 0 | 1 | 3 |
| 2014 | Oakland | 11 | 0 | 5 | 3 | 2 | 0.0 | 0.0 | 0 | 0 | - | 0 | 0 | 0 | 0 | 0 |
| 2015 | Oakland | 16 | 4 | 27 | 16 | 11 | 0.0 | 0.0 | 0 | 0 | - | 0 | 1 | 0 | 1 | 0 |
| Totals | | 42 | 9 | 58 | 34 | 24 | 0.5 | 4.5 | 0 | 0 | - | 0 | 1 | 0 | 2 | 3 |

STACY McGEE GAME-BY-GAME

2015, OAKLAND (7-9)

| Date | Opp. | W/L | GP/GS | TACKLES | | | | | INTERCEPTIONS | | | | | FUMBLES | | |
|---------------|---------|-----|-------------|-----------|-----------|-----------|------------|------------|---------------|----------|----------|----------|----------|----------|----------|----------|
| | | | | Total | Solo | Asst. | Sacks | Yds. | No. | Yds. | Lg. | TD | PD | FF | FR | Yds. |
| 9/13 | Cin. | L | 1/0 | 0 | 0 | 0 | 0.0 | 0.0 | 0 | 0 | - | 0 | 0 | 0 | 0 | 0 |
| 9/20 | Bal. | W | 1/0 | 1 | 1 | 0 | 0.0 | 0.0 | 0 | 0 | - | 0 | 0 | 0 | 0 | 0 |
| 9/27 | at Cle. | W | 1/1 | 3 | 1 | 2 | 0.0 | 0.0 | 0 | 0 | - | 0 | 0 | 0 | 0 | 0 |
| 10/4 | at Chi. | L | 1/1 | 4 | 3 | 1 | 0.0 | 0.0 | 0 | 0 | - | 0 | 0 | 0 | 1 | 0 |
| 10/11 | Den. | L | 1/0 | 0 | 0 | 0 | 0.0 | 0.0 | 0 | 0 | - | 0 | 0 | 0 | 0 | 0 |
| 10/25 | at SD | W | 1/1 | 4 | 2 | 2 | 0.0 | 0.0 | 0 | 0 | - | 0 | 0 | 0 | 0 | 0 |
| 11/1 | NYJ | W | 1/1 | 1 | 1 | 0 | 0.0 | 0.0 | 0 | 0 | - | 0 | 0 | 0 | 0 | 0 |
| 11/8 | at Pit. | L | 1/0 | 3 | 2 | 1 | 0.0 | 0.0 | 0 | 0 | - | 0 | 1 | 0 | 0 | 0 |
| 11/15 | Min. | L | 1/0 | 1 | 1 | 0 | 0.0 | 0.0 | 0 | 0 | - | 0 | 0 | 0 | 0 | 0 |
| 11/22 | at Det. | L | 1/0 | 2 | 1 | 1 | 0.0 | 0.0 | 0 | 0 | - | 0 | 0 | 0 | 0 | 0 |
| 11/29 | at Ten. | W | 1/0 | 1 | 0 | 1 | 0.0 | 0.0 | 0 | 0 | - | 0 | 0 | 0 | 0 | 0 |
| 12/6 | KC | L | 1/0 | 0 | 0 | 0 | 0.0 | 0.0 | 0 | 0 | - | 0 | 0 | 0 | 0 | 0 |
| 12/13 | at Den. | W | 1/0 | 1 | 0 | 1 | 0.0 | 0.0 | 0 | 0 | - | 0 | 0 | 0 | 0 | 0 |
| 12/20 | GB | L | 1/0 | 2 | 1 | 1 | 0.0 | 0.0 | 0 | 0 | - | 0 | 0 | 0 | 0 | 0 |
| 12/24 | SD | W | 1/0 | 2 | 2 | 0 | 0.0 | 0.0 | 0 | 0 | - | 0 | 0 | 0 | 0 | 0 |
| 1/3/16 | at KC | L | 1/0 | 2 | 1 | 1 | 0.0 | 0.0 | 0 | 0 | - | 0 | 0 | 0 | 0 | 0 |
| Totals | | | 16/4 | 27 | 16 | 11 | 0.0 | 0.0 | 0 | 0 | - | 0 | 1 | 0 | 1 | 0 |


2014, OAKLAND (3-13)

| Date | Opp. | W/L | GP/GS | TACKLES | | | | | INTERCEPTIONS | | | | | FUMBLES | | |
|---------------|---------|-----|-------------|------------|----------|----------|------------|------------|---------------|----------|----------|----------|----------|----------|----------|----------|
| | | | | Total | Solo | Asst. | Sacks | Yds. | No. | Yds. | Lg. | TD | PD | FF | FR | Yds. |
| 9/7 | at NYJ | L | 1/0 | 1 | 1 | 0 | 0.0 | 0.0 | 0 | 0 | - | 0 | 0 | 0 | 0 | 0 |
| 9/14 | Hou. | L | 1/0 | 0 | 0 | 0 | 0.0 | 0.0 | 0 | 0 | - | 0 | 0 | 0 | 0 | 0 |
| 9/21 | at NE | L | 1/0 | 0 | 0 | 0 | 0.0 | 0.0 | 0 | 0 | - | 0 | 0 | 0 | 0 | 0 |
| 9/28 | Mia. | L | 1/0 | 0 | 0 | 0 | 0.0 | 0.0 | 0 | 0 | - | 0 | 0 | 0 | 0 | 0 |
| 10/12 | SD | L | 1/0 | 0 | 0 | 0 | 0.0 | 0.0 | 0 | 0 | - | 0 | 0 | 0 | 0 | 0 |
| 10/19 | Ari. | L | 1/0 | 0 | 0 | 0 | 0.0 | 0.0 | 0 | 0 | - | 0 | 0 | 0 | 0 | 0 |
| 10/26 | at Cle. | L | 1/0 | 0 | 0 | 0 | 0.0 | 0.0 | 0 | 0 | - | 0 | 0 | 0 | 0 | 0 |
| 11/2 | at Sea. | L | 1/0 | 1 | 0 | 1 | 0.0 | 0.0 | 0 | 0 | - | 0 | 0 | 0 | 0 | 0 |
| 11/9 | Den. | L | 1/0 | 1 | 1 | 0 | 0.0 | 0.0 | 0 | 0 | - | 0 | 0 | 0 | 0 | 0 |
| 11/16 | at SD | L | 1/0 | 1 | 1 | 0 | 0.0 | 0.0 | 0 | 0 | - | 0 | 0 | 0 | 0 | 0 |
| 11/20 | KC | W | 1/0 | 1 | 0 | 1 | 0.0 | 0.0 | 0 | 0 | - | 0 | 0 | 0 | 0 | 0 |
| 11/30 | at StL. | L | | (INACTIVE) | | | | | | | | | | | | |
| 12/7 | SF | W | | (INACTIVE) | | | | | | | | | | | | |
| 12/14 | at KC | L | | (INACTIVE) | | | | | | | | | | | | |
| 12/21 | Buf. | W | | (INACTIVE) | | | | | | | | | | | | |
| 12/28 | at Den. | L | | (INACTIVE) | | | | | | | | | | | | |
| Totals | | | 11/0 | 5 | 3 | 2 | 0.0 | 0.0 | 0 | 0 | - | 0 | 0 | 0 | 0 | 0 |

STACY McGEE GAME-BY-GAME

2013, OAKLAND (4-12)

| Date | Opp. | W/L | GP/GS | TACKLES | | | | | Yds. | INTERCEPTIONS | | | | | FUMBLES | | |
|---------------|---------|-----|-------------|-----------------------|-----------|-----------|------------|------------|----------|---------------|----------|----------|----------|----------|----------|----------|----------|
| | | | | Total | Solo | Asst. | Sacks | | | No. | Yds. | Lg. | TD | PD | FF | FR | Yds. |
| 9/8 | at Ind. | L | 1/0 | 1 | 1 | 0 | 0.0 | 0.0 | 0 | 0 | - | 0 | 0 | 0 | 0 | 0 | 0 |
| 9/15 | Jac. | W | 1/0 | 2 | 1 | 1 | 0.0 | 0.0 | 0 | 0 | - | 0 | 0 | 0 | 0 | 0 | 0 |
| 9/23 | at Den. | L | 1/0 | 2 | 1 | 1 | 0.0 | 0.0 | 0 | 0 | - | 0 | 0 | 0 | 0 | 0 | 0 |
| 9/29 | Was. | L | 1/0 | 0 | 0 | 0 | 0.0 | 0.0 | 0 | 0 | - | 0 | 0 | 0 | 0 | 0 | 0 |
| 10/6 | SD | W | | (INACTIVE - SHOULDER) | | | | | | | | | | | | | |
| 10/13 | at KC | L | 1/0 | 1 | 1 | 0 | 0.0 | 0.0 | 0 | 0 | - | 0 | 0 | 0 | 0 | 0 | 0 |
| 10/27 | Pit. | W | 1/0 | 1 | 1 | 0 | 0.5 | 4.5 | 0 | 0 | - | 0 | 0 | 0 | 0 | 0 | 0 |
| 11/3 | Phi. | L | 1/0 | 1 | 1 | 0 | 0.0 | 0.0 | 0 | 0 | - | 0 | 0 | 0 | 0 | 0 | 0 |
| 11/10 | at NYG | L | 1/0 | 2 | 1 | 1 | 0.0 | 0.0 | 0 | 0 | - | 0 | 0 | 0 | 0 | 0 | 0 |
| 11/17 | at Hou. | W | 1/1 | 3 | 2 | 1 | 0.0 | 0.0 | 0 | 0 | - | 0 | 0 | 0 | 0 | 0 | 0 |
| 11/24 | Ten. | L | 1/1 | 2 | 1 | 1 | 0.0 | 0.0 | 0 | 0 | - | 0 | 0 | 0 | 0 | 0 | 0 |
| 11/28 | at Dal. | L | 1/1 | 1 | 0 | 1 | 0.0 | 0.0 | 0 | 0 | - | 0 | 0 | 0 | 0 | 0 | 0 |
| 12/8 | at NYJ | L | 1/1 | 2 | 0 | 2 | 0.0 | 0.0 | 0 | 0 | - | 0 | 0 | 0 | 0 | 0 | 0 |
| 12/15 | KC | L | 1/0 | 2 | 2 | 0 | 0.0 | 0.0 | 0 | 0 | - | 0 | 0 | 0 | 0 | 1 | 3 |
| 12/22 | at SD | L | 1/1 | 3 | 1 | 2 | 0.0 | 0.0 | 0 | 0 | - | 0 | 0 | 0 | 0 | 0 | 0 |
| 12/29 | Den. | L | 1/0 | 3 | 2 | 1 | 0.0 | 0.0 | 0 | 0 | - | 0 | 0 | 0 | 0 | 0 | 0 |
| Totals | | | 15/5 | 26 | 15 | 11 | 0.5 | 4.5 | 0 | 0 | - | 0 | 0 | 0 | 0 | 1 | 3 |



KEITH MCGILL

DEFENSIVE BACK | UTAH | 6-3 | 210
ACQUIRED: D4b-14 | NFL EXP: 3 | RAIDERS EXP: 3
HOMETOWN: LA MIRADA, CALIF. | BORN: 03/09/89

39

TRANSACTIONS: Selected by Oakland Raiders in the fourth round (116th overall) of the 2014 NFL Draft, May 10, 2014.

CAREER: Experienced cornerback and special teams standout enters his third season with the Raiders...Has played in 25 career games with one start...Totaled 12 tackles (six solo) with four passes defended and one fumble recovery...Added six career stops on special teams with a blocked field goal.

2015: Played in 13 games, seeing action primarily on special teams...Posted three special teams tackles and blocked a field goal attempt...Inactive for three games due to injury...(9/13) vs. Cin.: Played on defense and special teams in season opener...(9/20) vs. Bal.: Played on defense and special teams...Posted a special teams tackle on a first-quarter kickoff...(10/11) vs. Den.: Returned to action and saw time on special teams...(10/25) at SD: Played on special teams and briefly on defense...(11/1) vs. NYJ: Recorded a special teams tackle on a fourth-quarter kickoff...(11/15) vs. Min.: Leapt through the left side of the line and blocked a 39-yard field goal attempt by K Blair Walsh in the fourth quarter, getting a hand on the effort to force the ball wide left...(11/22) at Den.: Left game with an ankle injury...(12/13) at Den.: Returned to action after missing two games, playing on special teams...(1/3/16) at KC: Tracked down a punt in the second quarter, notching a special teams tackle.

2014: Saw action in 12 games with one start as a rookie...Inactive for four games due to a groin injury...Totaled 12 tackles (six solo), four passes defended and one fumble recovery for a TD...Notched three tackles on special teams...(9/7) at NYJ: Made NFL debut, seeing action on special teams...Assisted on a special teams tackle on the game's opening kickoff...(11/9) vs. Den.: Saw increased action on defense when CB DJ Hayden left the game with a groin injury...Posted two tackles (one) and registered first career pass defended on a QB Peyton Manning pass...(11/20) vs. KC: Notched a special teams tackle on a first-quarter kickoff...(12/21) vs. Buf.: Saw first extensive action on defense, playing in the nickel package...Posted a special teams tackle in kickoff coverage...Assisted on one tackle on defense and posted a pass defended...(12/28) at Den.: Made first career start, recording seven tackles (five) and two passes defended...Scored first career TD, scooping up a lateral pass from Manning after it was tipped by DE Justin Tuck and returning it 18 yards for the Raiders' only defensive TD of the season.

COLLEGE: Played two seasons at Utah after transferring from Cerritos (Calif.) Junior College, where he played two seasons...Appeared in a combined 40 games during his college career, earning 34 starts...Played safety at Cerritos and his first season at Utah before moving to cornerback for his senior season...Started 22 games at free safety and 12 at cornerback...Recorded 109 tackles (62 solo) with one fumble recovery, two forced fumbles, 12 INTs, 21 passes defended and two blocked kicks...Transitioned to cornerback for his final season and was an All-Pac 12 honorable mention...Started all 12 games, totaling 60 tackles (28), one INT and 12 passes defended...His 12 passes defended led the Pac-12 and tied for fourth in school single-season history...Missed the entire 2012 season with an injury...Played free safety in five games his junior season before suffering a season-ending injury...Appeared in 23 games at Cerritos Junior College...Named the Northern Conference Defensive Player of the Year as well as being recognized as a first-team All-American and all-state choice his final junior college season...Led the nation with 203 return yards on seven INTs...Blocked two kicks, including one that came on the final play of the Falcons' 27-21 win over Bakersfield College...Totaled 23 tackles (11), four INTs and three passes defended in 11 games during the 2009 campaign.



PERSONAL: Attended La Mirada (Calif.) High School...Earned letters in football, track and basketball...As a senior, played on all three units...On defense, recorded 20 tackles and one INT...On offense as a running back, totaled 516 rushing yards on 75 carries and (6.9 avg.) and six TDs, adding 17 catches for 297 yards...On special teams, he punted 24 times for a 32.1-yard average...Also played both forward positions for the school's basketball team...Participated in the American Heart Association NFL Play 60 Challenge and the NFL Play 60 Character Camp...Father, Keith McGill, Sr., is a doctor and a USC graduate.

ADDITIONAL STATISTICS: Touchdowns (1): 1, 12/28/14 at Den., 18-yard fumble return. Special teams tackles – 3 in 2014, 3 in 2015; NFL totals: 6. Field goal blocks – 1 in 2015.

SINGLE-GAME HIGHS: TACKLES: Total – 7, 12/28/14 at Den. Solo – 5, 12/28/14. Passes defended – 2, 12/23/14 at Den. Fumble recoveries – 1, 12/28/14 at Den.

KEITH MCGILL'S CAREER STATISTICS

| Year | Team | GP | GS | TACKLES | | | | | INTERCEPTIONS | | | | | FUMBLES | | |
|---------------|---------|-----------|----------|-----------|----------|----------|------------|------------|---------------|----------|----------|----------|----------|----------|----------|-----------|
| | | | | Total | Solo | Asst. | Sacks | Yds. | No. | Yds. | Lg. | TD | PD | FF | FR | Yds. |
| 2014 | Oakland | 12 | 1 | 12 | 6 | 6 | 0.0 | 0.0 | 0 | 0 | - | 0 | 4 | 0 | 1 | 18 |
| 2015 | Oakland | 13 | 0 | 0 | 0 | 0 | 0.0 | 0.0 | 0 | 0 | - | 0 | 0 | 0 | 0 | 0 |
| Totals | | 25 | 1 | 12 | 6 | 6 | 0.0 | 0.0 | 0 | 0 | - | 0 | 4 | 0 | 1 | 18 |

KEITH MCGILL GAME-BY-GAME

2015, OAKLAND (7-9)

| Date | Opp. | W/L | GP/GS | TACKLES | | | | | INTERCEPTIONS | | | | | FUMBLES | | |
|---------------|---------|-----|-------------|--------------------|----------|----------|------------|------------|---------------|----------|----------|----------|----------|----------|----------|----------|
| | | | | Total | Solo | Asst. | Sacks | Yds. | No. | Yds. | Lg. | TD | PD | FF | FR | Yds. |
| 9/13 | Cin. | L | 1/0 | 0 | 0 | 0 | 0.0 | 0.0 | 0 | 0 | - | 0 | 0 | 0 | 0 | 0 |
| 9/20 | Bal. | W | 1/0 | 0 | 0 | 0 | 0.0 | 0.0 | 0 | 0 | - | 0 | 0 | 0 | 0 | 0 |
| 9/27 | at Cle. | W | 1/0 | 0 | 0 | 0 | 0.0 | 0.0 | 0 | 0 | - | 0 | 0 | 0 | 0 | 0 |
| 10/4 | at Chi. | L | | (INACTIVE - FOOT) | | | | | | | | | | | | |
| 10/11 | Den. | L | 1/0 | 0 | 0 | 0 | 0.0 | 0.0 | 0 | 0 | - | 0 | 0 | 0 | 0 | 0 |
| 10/25 | at SD | W | 1/0 | 0 | 0 | 0 | 0.0 | 0.0 | 0 | 0 | - | 0 | 0 | 0 | 0 | 0 |
| 11/1 | NYJ | W | 1/0 | 0 | 0 | 0 | 0.0 | 0.0 | 0 | 0 | - | 0 | 0 | 0 | 0 | 0 |
| 11/8 | at Pit. | L | 1/0 | 0 | 0 | 0 | 0.0 | 0.0 | 0 | 0 | - | 0 | 0 | 0 | 0 | 0 |
| 11/15 | Min. | L | 1/0 | 0 | 0 | 0 | 0.0 | 0.0 | 0 | 0 | - | 0 | 0 | 0 | 0 | 0 |
| 11/22 | at Det. | L | 1/0 | 0 | 0 | 0 | 0.0 | 0.0 | 0 | 0 | - | 0 | 0 | 0 | 0 | 0 |
| 11/29 | at Ten. | W | | (INACTIVE - ANKLE) | | | | | | | | | | | | |
| 12/6 | KC | L | | (INACTIVE - ANKLE) | | | | | | | | | | | | |
| 12/13 | at Den. | W | 1/0 | 0 | 0 | 0 | 0.0 | 0.0 | 0 | 0 | - | 0 | 0 | 0 | 0 | 0 |
| 12/20 | GB | L | 1/0 | 0 | 0 | 0 | 0.0 | 0.0 | 0 | 0 | - | 0 | 0 | 0 | 0 | 0 |
| 12/24 | SD | W | 1/0 | 0 | 0 | 0 | 0.0 | 0.0 | 0 | 0 | - | 0 | 0 | 0 | 0 | 0 |
| 1/3/16 | at KC | L | 1/0 | 0 | 0 | 0 | 0.0 | 0.0 | 0 | 0 | - | 0 | 0 | 0 | 0 | 0 |
| Totals | | | 13/0 | 0 | 0 | 0 | 0.0 | 0.0 | 0 | 0 | - | 0 | 0 | 0 | 0 | 0 |

2014, OAKLAND (3-13)

| Date | Opp. | W/L | GP/GS | TACKLES | | | | | INTERCEPTIONS | | | | | FUMBLES | | |
|---------------|---------|-----|-------------|--------------------|----------|----------|------------|------------|---------------|----------|----------|----------|----------|----------|----------|-----------|
| | | | | Total | Solo | Asst. | Sacks | Yds. | No. | Yds. | Lg. | TD | PD | FF | FR | Yds. |
| 9/7 | at NYJ | L | 1/0 | 0 | 0 | 0 | 0.0 | 0.0 | 0 | 0 | - | 0 | 0 | 0 | 0 | 0 |
| 9/14 | Hou. | L | 1/0 | 0 | 0 | 0 | 0.0 | 0.0 | 0 | 0 | - | 0 | 0 | 0 | 0 | 0 |
| 9/21 | at NE | L | 1/0 | 0 | 0 | 0 | 0.0 | 0.0 | 0 | 0 | - | 0 | 0 | 0 | 0 | 0 |
| 9/28 | Mia. | L | 1/0 | 2 | 0 | 2 | 0.0 | 0.0 | 0 | 0 | - | 0 | 0 | 0 | 0 | 0 |
| 10/12 | SD | L | | (INACTIVE - GROIN) | | | | | | | | | | | | |
| 10/19 | Ari. | L | | (INACTIVE - GROIN) | | | | | | | | | | | | |
| 10/26 | at Cle. | L | | (INACTIVE - GROIN) | | | | | | | | | | | | |
| 11/2 | at Sea. | L | | (INACTIVE - GROIN) | | | | | | | | | | | | |
| 11/9 | Den. | L | 1/0 | 2 | 1 | 1 | 0.0 | 0.0 | 0 | 0 | - | 0 | 1 | 0 | 0 | 0 |
| 11/16 | at SD | L | 1/0 | 0 | 0 | 0 | 0.0 | 0.0 | 0 | 0 | - | 0 | 0 | 0 | 0 | 0 |
| 11/20 | KC | W | 1/0 | 0 | 0 | 0 | 0.0 | 0.0 | 0 | 0 | - | 0 | 0 | 0 | 0 | 0 |
| 11/30 | at StL. | L | 1/0 | 0 | 0 | 0 | 0.0 | 0.0 | 0 | 0 | - | 0 | 0 | 0 | 0 | 0 |
| 12/7 | SF | W | 1/0 | 0 | 0 | 0 | 0.0 | 0.0 | 0 | 0 | - | 0 | 0 | 0 | 0 | 0 |
| 12/14 | at KC | L | 1/0 | 0 | 0 | 0 | 0.0 | 0.0 | 0 | 0 | - | 0 | 0 | 0 | 0 | 0 |
| 12/21 | Buf. | W | 1/0 | 1 | 0 | 1 | 0.0 | 0.0 | 0 | 0 | - | 0 | 1 | 0 | 0 | 0 |
| 12/28 | at Den. | L | 1/1 | 7 | 5 | 2 | 0.0 | 0.0 | 0 | 0 | - | 0 | 2 | 0 | 1 | 18 |
| Totals | | | 12/1 | 12 | 6 | 6 | 0.0 | 0.0 | 0 | 0 | - | 0 | 4 | 0 | 1 | 18 |



MATT MCGLOIN

QUARTERBACK | PENN STATE | 6-1 | 210
ACQUIRED: FA-'13 | NFL EXP: 4 | RAIDERS EXP: 4
HOMETOWN: SCRANTON, PA. | BORN: 12/02/89

14

TRANSACTIONS: Signed by Oakland Raiders as an undrafted free agent, May 16, 2013...
Re-signed by Raiders as a restricted free agent, April 18, 2016.

CAREER: Backup quarterback enters his fourth season with the Raiders after making the team in 2013 as an undrafted free agent... Spent the 2015 season as the backup to QB Derek Carr, appearing in two games... Spent most of 2014 as the club's third quarterback on the depth chart... Started six games in his rookie campaign, assuming the starting role midway through the season... Set then-franchise-rookie records for games started (six), completions (118), passing yards (1,547) and passing TDs (eight) in 2013... Career totals include 10 games played with six starts, 1,818 passing yards on 153-of-262 passing (58.4 percent), 11 TDs and a 76.2 passer rating.

2015: In his third NFL season, appeared in two games as the Raiders' backup quarterback... Recorded 142 passing yards on 23-of-32 passing (71.9 percent) with two TDs and one INT for a rating of 88.3... (9/13) vs. Cin.: Entered the game in the second quarter in relief of an injured QB Derek Carr... Completed 23-of-31 passes for 142 yards, two TDs, one INT and a passer rating of 91.1... Connected with FB Marcel Reece for TDs of 11 and nine yards, respectively, on the team's final two possessions of the game... (11/29) at Ten.: Entered the game in relief of Carr on the Raiders' first drive... Attempted one pass on a third-and-3 play, which fell incomplete.

2014: Spent most of the season as the Raiders' third quarterback on the depth chart... Inactive for 12 games and did not play in three others... Made one appearance in relief of an ailing QB Derek Carr in Week 4... Finished the season with 129 yards on 12-of-19 passing (63.2 percent) with one TD and two INTs... (9/21) at NE: Dressed as the team's backup quarterback while QB Matt Schaub was away from the team for personal reasons... Did not see game action... (9/28) vs. Mia.: Saw only action of the season in relief of an injured Carr... Completed 12-of-19 passes for 129 yards, one TD and two INTs... Threw a 22-yard TD pass to WR Andre Holmes in the fourth quarter.

2013: Started six games in his rookie campaign, assuming the starting role midway through the season... Threw for 1,547 yards on 118-of-211 passing with eight TDs... Made his first NFL start in Week 11 at Houston, leading the team to a 28-23 victory... (11/3) vs. Phi.: Made his NFL debut, playing in relief of QB Terrelle Pryor, completing 7-of-15 passes for 87 yards... (11/17) at Hou.: Made his first career start, throwing for 197 yards and three TDs on 18-of-32 passing... Posted the team's only three-TD performance of the season... With QB Case Keenum starting for the Texans, the game marked the second time in NFL history and first time since 1985 that two

undrafted first-year quarterbacks started against each other... Became the first undrafted rookie with three-or-more TD passes in his first NFL start since 1987... Became the second quarterback since the 1970 AFL-NFL Merger to throw at least three TDs without throwing an INT in his first NFL start (Todd Marinovich, 1991)... (11/24) vs. Ten.: Was 19-of-32 for 260 yards with one TD and one INT and an 82.8 QB rating... Engineered a go-ahead drive late in the fourth quarter, connecting on a 27-yard TD pass with FB Marcel Reece to give the Raiders the lead... (11/28) at Dal.: Completed 18-of-30 passes for 255 yards and one INT and was not sacked for the second game in a row... Engineered two second-quarter TD drives to put the Raiders up 21-7... (12/8) at NYJ: Threw for 245 yards on 18-of-31 passing with two TDs and one INT... His 48-yard TD strike to WR Rod Streater was a career long... Added 20 rushing yards on two attempts... (12/15) vs. KC: Was 18-of-35 for 297 yards, with two TDs and four INTs... His 297 yards were a career high... (12/22) at SD: Threw for 206 yards on 20-of-36 passing and one INT... Threw for 53 yards on the Raiders' second-quarter TD drive.

COLLEGE: Played four years at Penn State, completing 513-of-894 passes (57.4 percent) for 6,390 yards, 46 TDs and a quarterback rating of 130.2... Was a two-year starter from 2011-2012 after walking on in 2009... Was the first former walk-on quarterback to start at Penn State in over 60 years... Left Penn State with the record for most passing TDs in a career with 46... Set then-single-season records in 2012 for most passing yards with 3,271 and most completions with 270... Also left school with the record for most career 300-yard passing games with six, most career 200-yard passing games with 17, and most consecutive 200-yard passing games with nine... Earned honorable mention All-Big Ten honors as a senior... Completed 270-of-446 passes (60.5 percent) for 3,271 yards and 24 TDs in 2012, while also rushing for five scores... Completed 125-of-231 passes (54.1 percent) for 1,571 yards and eight TDs in 2011... Completed 118-of-215 passes (54.9 percent) for 1,548 yards and 14 TDs in 2010... Majored in journalism.



McGLOIN

PERSONAL: Attended West Scranton High School in Scranton, Pa. ...Earned 10 varsity letters as a three-sport standout, playing football, baseball and basketball...As a three-year starter, threw for 5,485 yards and 58 TDs, leading team to two district titles and one league title...Was a team captain...Was named all-conference, all-region and all-state...As a senior, threw for 2,445 yards and 22 TDs... Named Athlete of the Year by The Scranton Times-Tribune for 2007-08 and Athlete of the Week three times during his prep career... Scored more than 1,300 career points in basketball and was a team captain...Earned all-conference accolades on the hardwood and in baseball.

SINGLE-GAME HIGHS: PASSING: Attempts – 36, 12/22/13 at SD. Completions – 20, 12/22/13 at SD. Yards – 297, 12/15/13 vs. KC. Touchdowns – 3, 11/17/13 at Hou. Interceptions – 4, 12/15/13 vs. KC. Long – 52, 12/15/13 vs. KC. Rating – 105.9, 11/17/13 at Hou. RUSHING: Attempts – 3, 11/17/13 at Hou. Yards – 20, 12/8/13 at NYJ. Long – 20, 12/8/13 at NYJ.

MATT McGLOIN'S CAREER STATISTICS

| Year | Team | GP | GS | PASSING | | | | | | | | | | RUSHING | | | | |
|---------------|---------|-----------|----------|------------|------------|--------------|-------------|------------|-----------|-----------|-----------|-------------|-------------|-----------|-----------|------------|-----------|----------|
| | | | | Att. | Cmp. | Yds. | Pct. | Yds./Att. | TD | INT | Lg. | Sk./Lst. | Rtng. | Att. | Yds. | Avg. | Lg. | TD |
| 2013 | Oakland | 7 | 6 | 211 | 118 | 1,547 | 55.9 | 7.3 | 8 | 8 | 52 | 6/53 | 76.1 | 11 | 27 | 2.5 | 20 | 0 |
| 2014 | Oakland | 1 | 0 | 19 | 12 | 129 | 63.2 | 6.8 | 1 | 2 | 29 | 1/8 | 61.0 | 2 | 3 | 1.5 | 3 | 0 |
| 2015 | Oakland | 2 | 0 | 32 | 23 | 142 | 71.9 | 4.4 | 2 | 1 | 14 | 2/20 | 88.3 | 0 | 0 | - | - | 0 |
| Totals | | 10 | 6 | 262 | 153 | 1,818 | 58.4 | 6.9 | 11 | 11 | 52 | 9/81 | 76.2 | 13 | 30 | 2.3 | 20 | 0 |

MATT McGLOIN GAME-BY-GAME

2015, OAKLAND (7-9)

| Date | Opp. | W/L | GP/GS | PASSING | | | | | | | | | | RUSHING | | | | |
|---------------|---------|-----|------------|----------------|-----------|------------|-------------|------------|----------|----------|-----------|-------------|-------------|----------|----------|----------|----------|----------|
| | | | | Att. | Cmp. | Yds. | Pct. | Yds./Att. | TD | INT | Lg. | Sk./Lst. | Rtng. | Att. | Yds. | Avg. | Lg. | TD |
| 9/13 | Cin. | L | 1/0 | 31 | 23 | 142 | 74.2 | 4.6 | 2 | 1 | 14 | 2/20 | 91.1 | 0 | 0 | - | - | 0 |
| 9/20 | Bal. | W | | (DID NOT PLAY) | | | | | | | | | | | | | | |
| 9/27 | at Cle. | W | | (DID NOT PLAY) | | | | | | | | | | | | | | |
| 10/4 | at Chi. | L | | (DID NOT PLAY) | | | | | | | | | | | | | | |
| 10/11 | Den. | L | | (DID NOT PLAY) | | | | | | | | | | | | | | |
| 10/25 | at SD | W | | (DID NOT PLAY) | | | | | | | | | | | | | | |
| 11/1 | NYJ | W | | (DID NOT PLAY) | | | | | | | | | | | | | | |
| 11/8 | at Pit. | L | | (DID NOT PLAY) | | | | | | | | | | | | | | |
| 11/15 | Min. | L | | (DID NOT PLAY) | | | | | | | | | | | | | | |
| 11/22 | at Det. | L | | (DID NOT PLAY) | | | | | | | | | | | | | | |
| 11/29 | at Ten. | W | 1/0 | 1 | 0 | 0 | 0.0 | 0.0 | 0 | 0 | - | 0/0 | 39.6 | 0 | 0 | - | - | 0 |
| 12/6 | KC | L | | (DID NOT PLAY) | | | | | | | | | | | | | | |
| 12/13 | at Den. | W | | (DID NOT PLAY) | | | | | | | | | | | | | | |
| 12/20 | GB | L | | (DID NOT PLAY) | | | | | | | | | | | | | | |
| 12/24 | SD | W | | (DID NOT PLAY) | | | | | | | | | | | | | | |
| 1/3/16 | at KC | L | | (DID NOT PLAY) | | | | | | | | | | | | | | |
| Totals | | | 2/0 | 32 | 23 | 142 | 71.9 | 4.4 | 2 | 1 | 14 | 2/20 | 88.3 | 0 | 0 | - | - | 0 |

2014, OAKLAND (3-13)

| Date | Opp. | W/L | GP/GS | PASSING | | | | | | | | | | RUSHING | | | | |
|---------------|---------|-----|------------|----------------|-----------|------------|-------------|------------|----------|----------|-----------|------------|-------------|----------|----------|------------|----------|----------|
| | | | | Att. | Cmp. | Yds. | Pct. | Yds./Att. | TD | INT | Lg. | Sk./Lst. | Rtng. | Att. | Yds. | Avg. | Lg. | TD |
| 9/7 | at NYJ | L | | (INACTIVE) | | | | | | | | | | | | | | |
| 9/14 | Hou. | L | | (INACTIVE) | | | | | | | | | | | | | | |
| 9/21 | at NE | L | | (DID NOT PLAY) | | | | | | | | | | | | | | |
| 9/28 | Mia. | L | 1/0 | 19 | 12 | 129 | 63.2 | 6.8 | 1 | 2 | 29 | 1/8 | 61.0 | 2 | 3 | 1.5 | 3 | 0 |
| 10/12 | SD | L | | (INACTIVE) | | | | | | | | | | | | | | |
| 10/19 | Ari. | L | | (INACTIVE) | | | | | | | | | | | | | | |
| 10/26 | at Cle. | L | | (INACTIVE) | | | | | | | | | | | | | | |
| 11/2 | at Sea. | L | | (INACTIVE) | | | | | | | | | | | | | | |
| 11/9 | Den. | L | | (INACTIVE) | | | | | | | | | | | | | | |
| 11/16 | at SD | L | | (INACTIVE) | | | | | | | | | | | | | | |
| 11/20 | KC | W | | (INACTIVE) | | | | | | | | | | | | | | |
| 11/30 | at StL. | L | | (INACTIVE) | | | | | | | | | | | | | | |
| 12/7 | SF | W | | (INACTIVE) | | | | | | | | | | | | | | |
| 12/14 | at KC | L | | (INACTIVE) | | | | | | | | | | | | | | |
| 12/21 | Buf. | W | | (DID NOT PLAY) | | | | | | | | | | | | | | |
| 12/28 | at Den. | L | | (DID NOT PLAY) | | | | | | | | | | | | | | |
| Totals | | | 1/0 | 19 | 12 | 129 | 63.2 | 6.8 | 1 | 2 | 29 | 1/8 | 61.0 | 2 | 3 | 1.5 | 3 | 0 |

MATT McGLOIN GAME-BY-GAME 2013, OAKLAND (4-12)

| Date | Opp. | W/L | GP/GS | Att. | Cmp. | Yds. | PASSING | | | | | Lg. | Sk./Lst. | Rtng. | RUSHING | | | | |
|---------------|---------|-----|------------|------------|------------|----------------|-------------|------------|----------|----------|-----------|-------------|-------------|-------|-----------|-----------|------------|-----------|----------|
| | | | | | | | Pct. | Yds./Att. | TD | INT | | | | | Att. | Yds. | Avg. | Lg. | TD |
| 9/8 | at Ind. | L | | | | (INACTIVE) | | | | | | | | | | | | | |
| 9/15 | Jac. | W | | | | (INACTIVE) | | | | | | | | | | | | | |
| 9/23 | at Den. | L | | | | (INACTIVE) | | | | | | | | | | | | | |
| 9/29 | Was. | L | | | | (DID NOT PLAY) | | | | | | | | | | | | | |
| 10/6 | SD | W | | | | (DID NOT PLAY) | | | | | | | | | | | | | |
| 10/13 | at KC | L | | | | (DID NOT PLAY) | | | | | | | | | | | | | |
| 10/27 | Pit. | W | | | | (DID NOT PLAY) | | | | | | | | | | | | | |
| 11/3 | Phi. | L | 1/0 | 15 | 7 | 87 | 46.7 | 5.8 | 0 | 0 | 22 | 0/0 | 65.1 | | 0 | 0 | - | - | 0 |
| 11/10 | at NYG | L | | | | (DID NOT PLAY) | | | | | | | | | | | | | |
| 11/17 | at Hou. | W | 1/1 | 32 | 18 | 197 | 56.3 | 6.2 | 3 | 0 | 36 | 2/21 | 105.9 | | 3 | -3 | -1.0 | -1 | 0 |
| 11/24 | Ten. | L | 1/1 | 32 | 19 | 260 | 59.4 | 8.1 | 1 | 1 | 27t | 0/0 | 82.8 | | 2 | 6 | 3.0 | 7 | 0 |
| 11/28 | at Dal. | L | 1/1 | 30 | 18 | 255 | 60.0 | 8.5 | 0 | 1 | 35 | 0/0 | 73.6 | | 2 | -1 | -0.5 | 0 | 0 |
| 12/8 | at NYJ | L | 1/1 | 31 | 18 | 245 | 58.1 | 7.9 | 2 | 1 | 48t | 3/32 | 91.5 | | 2 | 20 | 10.0 | 20 | 0 |
| 12/15 | KC | L | 1/1 | 35 | 18 | 297 | 51.4 | 8.5 | 2 | 4 | 52 | 0/0 | 57.1 | | 1 | 0 | 0.0 | 0 | 0 |
| 12/22 | at SD | L | 1/1 | 36 | 20 | 206 | 55.6 | 5.7 | 0 | 1 | 27 | 1/0 | 60.6 | | 1 | 5 | 5.0 | 5 | 0 |
| 12/29 | Den. | L | | | | (DID NOT PLAY) | | | | | | | | | | | | | |
| Totals | | | 7/6 | 211 | 118 | 1,547 | 55.9 | 7.3 | 8 | 8 | 52 | 6/53 | 76.1 | | 11 | 27 | 2.5 | 20 | 0 |



DAMONTRE MOORE

DEFENSIVE END | TEXAS A&M | 6-5 | 250
ACQUIRED: FA-'16 | NFL EXP: 4 RAIDERS EXP: 1
HOMETOWN: GARLAND, TEXAS | BORN: 09/11/92

98

TRANSACTIONS: Selected by New York Giants in the third round (81st overall) of the 2013 NFL Draft, April 25, 2013...Waived by Giants, Dec. 11, 2015...Claimed via waivers by Miami Dolphins, Dec. 15, 2015...Waived by Dolphins, May 2, 2016...Signed by Oakland Raiders as a free agent, May 9, 2016.

CAREER: Versatile defensive end enters his first season with the Raiders after stints with the New York Giants and Miami Dolphins...Tallied four sacks last season with the Giants and Dolphins...Racked up a career-high 24 tackles and 5.5 sacks for the Giants in 2014...Has posted two multi-sack games...Made his mark on special teams, totaling 16 special teams tackles and two blocked punts over his first three years...Career totals include 45 games played 50 tackles (36 solo), 9.5 sacks, one forced fumble, one fumble recovery and five passes defended.

AT A GLANCE

- Enters his first season with Raiders after signing with the team this past offseason.
- Posted a career-high 24 tackles and 5.5 sacks for the Giants in 2014.
- Has blocked two punts in his career and added 16 tackles on special teams.
- His 26.5 sacks at Texas A&M rank sixth in school history.

2015 (with NYG and Mia.): Played in 11 games for the Giants before being waived on Dec. 11...Posted 17 tackles, three sacks, one forced fumble and one fumble recovery...Joined the Dolphins for the final three games of the year and recorded four tackles and one sack...Season totals include 14 games played 21 tackles (15 solo), four sacks, one forced fumble and one fumble recovery...**(10/11) vs. SF:** Recorded three tackles, his second career multi-sack game (two) and one forced fumble...**(10/19) at Phi.:** Recorded one sack, marking the second straight game with at least one sack...Added a fumble recovery...**(12/6) vs. NYI:** Tallied a season-high five tackles...**(12/20) at SD:** Made Dolphins debut...**(12/27) vs. Ind.:** Registered two tackles, including one sack for an 8-yard loss...**(1/3/16) vs. NE:** Recorded one tackle and one pass defended.

2014 (with NYG): Played in all 16 games for the first time in his career and recorded 24 tackles (18 solo), 5.5 sacks and three passes defended...His 5.5 sacks ranked third on the team...Also added eight special teams tackles and one blocked punt...**(9/14) vs. Ari.:** Tallied three tackles...**(9/21) vs. Hou.:** Blocked his second career punt, leading to a Giants TD...**(9/25) at Was.:** Recorded his first career sack, taking down QB Kirk Cousins for a 6-yards loss...**(10/12) at Phi.:** Posted two tackles and one sack, dropping QB Nick Foles for a 3-yard loss...**(11/3) vs. Ind.:** Contributed five tackles (three)...Added two special teams tackles...**(11/23) vs. Dal.:** Tallied one sack in the contest...**(11/27) at Ten.:** Recorded his first career multi-sack game as he posted two sacks...**(12/14) vs. Was.:** Posted five tackles and a half sack.

2013 (with NYG): As a rookie, played in 15 games as a reserve defensive lineman and on special teams...Finished the year with five tackles (four solo) and one pass defended...Added eight tackles and one blocked punt on special teams...**(9/15) vs. Den.:** Made his NFL debut...**(9/22) at Car.:** Posted two tackles on defense, the first two of his career...**(9/29) at KC:** Posted four special teams tackles and tipped a punt...**(11/10) vs. Oak.:** Blocked a punt by P Marquette King that was returned for a TD...**(12/15) vs. Sea.:** Posted two tackles...**(12/22) at Det.:** Made one tackle.

COLLEGE: Played in 38 games with 23 starts in three seasons at Texas A&M...Had 13 starts at defensive end and 10 at right outside linebacker...Career totals include 197 tackles (116 solo)...His 26.5 sacks rank sixth in school history...Also had 45 stops for losses of 205 yards...Registered 13 quarterback pressures, blocked two kicks, gained eight yards on an INT return, recovered a fumble and posted three passes defended...Also forced eight fumbles...In 2012, started all 13 games and was a consensus first-team All-American selection (Walter Camp, American Football Coaches Association, ESPN.com, Max Emfinger CFB, Football Writers Association)...Finalist for the Ted Hendricks Defensive End Award and a semi-finalist for the Lombardi and Chuck Bednarik Awards...Also named first-team All-SEC and was a two-time conference Defensive Lineman of the Week choice...Credited with 85 tackles (57)...His 12.5 sacks for minus 70 yards placed him third in the league and ninth in the nation...In 2011, played in 12 games with 10 starts...Finished fourth on the team with 72 tackles (41) and second in the league with 8.5 sacks...In 2010, played in 13 games and posted 40 tackles (18), including 5.5 sacks for minus 38 yards...Also contributed an INT and a team-high three forced fumbles...Majoring in communications.

PERSONAL: Attended Rowlett (Texas) High School...Earned All-State honorable mention from the Associated Press and was a first-team All-Area honoree by The Dallas Morning News after recording 66 tackles and six sacks as a senior...Earned All-America honors from Max Emfinger and was a Super Prep Southwest Team pick that year...Collected 41 tackles as a junior.

ADDITIONAL STATISTICS: Special teams tackles – 8 in 2013, 8 in 2014; NFL totals: 16. Punt blocks – 1 in 2013, 1 in 2014; NFL totals: 2.

SINGLE-GAME HIGHS: TACKLES: Total – 5, three times; last: 12/6/15 vs. NYI. Solo – 4, 12/14/14 vs. Was. Sacks – 2, two times; last: 10/11/15 vs. SF. Forced fumbles – 1, two times; last: 10/11/15 vs. SF. Fumble recoveries – 1, 10/19/15 at Phi. Passes defended – 1, four times; last: 1/3/16 vs. NE.

DAMONTRE MOORE'S CAREER STATISTICS

| Year | Team | GP | GS | TACKLES | | | | | Yds. | INTERCEPTIONS | | | | | FUMBLES | | |
|---------------|-----------|-----------|----------|-----------|-----------|-----------|------------|-------------|------|---------------|----------|----------|----------|----------|----------|----------|----------|
| | | | | Total | Solo | Asst. | Sacks | | | No. | Yds. | Lg. | TD | PD | FF | FR | Yds. |
| 2013 | NY Giants | 15 | 0 | 5 | 3 | 2 | 0.0 | 0.0 | | 0 | 0 | - | 0 | 1 | 1 | 0 | 0 |
| 2014 | NY Giants | 16 | 0 | 24 | 18 | 6 | 5.5 | 35.0 | | 0 | 0 | - | 0 | 3 | 0 | 0 | 0 |
| 2015 | NYG/Mia. | 14 | 0 | 21 | 15 | 6 | 4.0 | 24.0 | | 0 | 0 | - | 0 | 1 | 1 | 1 | 0 |
| Totals | | 45 | 0 | 50 | 36 | 14 | 9.5 | 59.0 | | 0 | 0 | - | 0 | 5 | 2 | 1 | 0 |

MOORE

DAMONTRE MOORE GAME-BY-GAME

2015, NY GIANTS/MIAMI

| Date | Opp. | W/L | GP/GS | TACKLES | | | | | INTERCEPTIONS | | | | | FUMBLES | | |
|---------------|----------|-----|-------------|-----------------|-----------|----------|------------|-------------|---------------|----------|----------|----------|----------|----------|----------|----------|
| | | | | Total | Solo | Asst. | Sacks | Yds. | No. | Yds. | Lg. | TD | PD | FF | FR | Yds. |
| 9/13 | at Dal.* | L | 1/0 | 0 | 0 | 0 | 0.0 | 0.0 | 0 | 0 | - | 0 | 0 | 0 | 0 | 0 |
| 9/20 | Atl.* | L | 1/0 | 0 | 0 | 0 | 0.0 | 0.0 | 0 | 0 | - | 0 | 0 | 0 | 0 | 0 |
| 9/24 | Was.* | W | 1/0 | 1 | 1 | 0 | 0.0 | 0.0 | 0 | 0 | - | 0 | 0 | 0 | 0 | 0 |
| 10/4 | at Buf.* | W | 1/0 | 3 | 2 | 1 | 0.0 | 0.0 | 0 | 0 | - | 0 | 0 | 0 | 0 | 0 |
| 10/11 | SF* | W | 1/0 | 3 | 3 | 0 | 2.0 | 6.0 | 0 | 0 | - | 0 | 0 | 1 | 0 | 0 |
| 10/19 | at Phi.* | L | 1/0 | 3 | 2 | 1 | 1.0 | 10.0 | 0 | 0 | - | 0 | 0 | 0 | 1 | 0 |
| 10/25 | Dal.* | W | | (INACTIVE) | | | | | 0 | 0 | - | 0 | 0 | 0 | 0 | 0 |
| 11/1 | at NO* | L | 1/0 | 0 | 0 | 0 | 0.0 | 0.0 | 0 | 0 | - | 0 | 0 | 0 | 0 | 0 |
| 11/8 | at TB* | W | 1/0 | 1 | 1 | 0 | 0.0 | 0.0 | 0 | 0 | - | 0 | 0 | 0 | 0 | 0 |
| 11/15 | NE* | L | 1/0 | 1 | 0 | 1 | 0.0 | 0.0 | 0 | 0 | - | 0 | 0 | 0 | 0 | 0 |
| 11/29 | at Was.* | L | 1/0 | 0 | 0 | 0 | 0.0 | 0.0 | 0 | 0 | - | 0 | 0 | 0 | 0 | 0 |
| 12/6 | NYJ* | L | 1/0 | 5 | 3 | 2 | 0.0 | 0.0 | 0 | 0 | - | 0 | 0 | 0 | 0 | 0 |
| 12/14 | at Mia.* | W | | (NOT ON ROSTER) | | | | | 0 | 0 | - | 0 | 0 | 0 | 0 | 0 |
| 12/20 | at SD | L | 1/0 | 1 | 1 | 0 | 0.0 | 0.0 | 0 | 0 | - | 0 | 0 | 0 | 0 | 0 |
| 12/27 | Ind. | L | 1/0 | 2 | 2 | 0 | 1.0 | 8.0 | 0 | 0 | - | 0 | 0 | 0 | 0 | 0 |
| 1/3/16 | NE | W | 1/0 | 1 | 0 | 1 | 0.0 | 0.0 | 0 | 0 | - | 0 | 1 | 0 | 0 | 0 |
| Totals | | | 14/0 | 21 | 15 | 6 | 4.0 | 24.0 | 0 | 0 | - | 0 | 1 | 1 | 1 | 0 |


*w/NY Giants

2014, NY GIANTS (6-10)

| Date | Opp. | W/L | GP/GS | TACKLES | | | | | INTERCEPTIONS | | | | | FUMBLES | | |
|---------------|---------|-----|-------------|-----------|-----------|----------|------------|-------------|---------------|----------|----------|----------|----------|----------|----------|----------|
| | | | | Total | Solo | Asst. | Sacks | Yds. | No. | Yds. | Lg. | TD | PD | FF | FR | Yds. |
| 9/8 | at Det. | L | 1/0 | 0 | 0 | 0 | 0.0 | 0.0 | 0 | 0 | - | 0 | 0 | 0 | 0 | 0 |
| 9/14 | Ari. | L | 1/0 | 3 | 3 | 0 | 0.0 | 0.0 | 0 | 0 | - | 0 | 0 | 0 | 0 | 0 |
| 9/21 | Hou. | W | 1/0 | 2 | 0 | 2 | 0.0 | 0.0 | 0 | 0 | - | 0 | 0 | 0 | 0 | 0 |
| 9/25 | at Was. | W | 1/0 | 2 | 2 | 0 | 1.0 | 6.0 | 0 | 0 | - | 0 | 0 | 0 | 0 | 0 |
| 10/5 | Atl. | W | 1/0 | 0 | 0 | 0 | 0.0 | 0.0 | 0 | 0 | - | 0 | 0 | 0 | 0 | 0 |
| 10/12 | at Phi. | L | 1/0 | 2 | 2 | 0 | 1.0 | 3.0 | 0 | 0 | - | 0 | 0 | 0 | 0 | 0 |
| 10/19 | at Dal. | L | 1/0 | 0 | 0 | 0 | 0.0 | 0.0 | 0 | 0 | - | 0 | 0 | 0 | 0 | 0 |
| 11/3 | Ind. | L | 1/0 | 5 | 3 | 2 | 0.0 | 0.0 | 0 | 0 | - | 0 | 0 | 0 | 0 | 0 |
| 11/9 | at Sea. | L | 1/0 | 0 | 0 | 0 | 0.0 | 0.0 | 0 | 0 | - | 0 | 0 | 0 | 0 | 0 |
| 11/16 | SF | L | 1/0 | 0 | 0 | 0 | 0.0 | 0.0 | 0 | 0 | - | 0 | 0 | 0 | 0 | 0 |
| 11/23 | Dal. | L | 1/0 | 1 | 1 | 0 | 1.0 | 9.0 | 0 | 0 | - | 0 | 0 | 0 | 0 | 0 |
| 11/30 | at Jac. | L | 1/0 | 1 | 0 | 1 | 0.0 | 0.0 | 0 | 0 | - | 0 | 3 | 0 | 0 | 0 |
| 12/7 | at Ten. | W | 1/0 | 2 | 2 | 0 | 2.0 | 15.0 | 0 | 0 | - | 0 | 0 | 0 | 0 | 0 |
| 12/14 | Was. | W | 1/0 | 5 | 4 | 1 | 0.5 | 2.0 | 0 | 0 | - | 0 | 0 | 0 | 0 | 0 |
| 12/21 | at StL. | W | 1/0 | 0 | 0 | 0 | 0.0 | 0.0 | 0 | 0 | - | 0 | 0 | 0 | 0 | 0 |
| 12/28 | Phi. | L | 1/0 | 1 | 1 | 0 | 0.0 | 0.0 | 0 | 0 | - | 0 | 0 | 0 | 0 | 0 |
| Totals | | | 16/0 | 24 | 18 | 6 | 5.5 | 35.0 | 0 | 0 | - | 0 | 3 | 0 | 0 | 0 |

2013, NY GIANTS (7-9)

| Date | Opp. | W/L | GP/GS | TACKLES | | | | | INTERCEPTIONS | | | | | FUMBLES | | |
|---------------|---------|-----|-------------|-----------------------|----------|----------|------------|------------|---------------|----------|----------|----------|----------|----------|----------|----------|
| | | | | Total | Solo | Asst. | Sacks | Yds. | No. | Yds. | Lg. | TD | PD | FF | FR | Yds. |
| 9/8 | at Dal. | L | | (INACTIVE - SHOULDER) | | | | | 0 | 0 | - | 0 | 0 | 0 | 0 | 0 |
| 9/15 | Den. | L | 1/0 | 0 | 0 | 0 | 0.0 | 0.0 | 0 | 0 | - | 0 | 0 | 0 | 0 | 0 |
| 9/22 | at Car. | L | 1/0 | 2 | 0 | 2 | 0.0 | 0.0 | 0 | 0 | - | 0 | 0 | 0 | 0 | 0 |
| 9/29 | at KC | L | 1/0 | 0 | 0 | 0 | 0.0 | 0.0 | 0 | 0 | - | 0 | 0 | 0 | 0 | 0 |
| 10/6 | Phi. | L | 1/0 | 0 | 0 | 0 | 0.0 | 0.0 | 0 | 0 | - | 0 | 0 | 0 | 0 | 0 |
| 10/10 | at Chi. | L | 1/0 | 0 | 0 | 0 | 0.0 | 0.0 | 0 | 0 | - | 0 | 0 | 0 | 0 | 0 |
| 10/21 | Min. | W | 1/0 | 0 | 0 | 0 | 0.0 | 0.0 | 0 | 0 | - | 0 | 0 | 1 | 0 | 0 |
| 10/27 | at Phi. | W | 1/0 | 0 | 0 | 0 | 0.0 | 0.0 | 0 | 0 | - | 0 | 0 | 0 | 0 | 0 |
| 11/10 | Oak. | W | 1/0 | 0 | 0 | 0 | 0.0 | 0.0 | 0 | 0 | - | 0 | 0 | 0 | 0 | 0 |
| 11/17 | GB | W | 1/0 | 0 | 0 | 0 | 0.0 | 0.0 | 0 | 0 | - | 0 | 0 | 0 | 0 | 0 |
| 11/24 | Dal. | L | 1/0 | 0 | 0 | 0 | 0.0 | 0.0 | 0 | 0 | - | 0 | 0 | 0 | 0 | 0 |
| 12/1 | at Was. | W | 1/0 | 0 | 0 | 0 | 0.0 | 0.0 | 0 | 0 | - | 0 | 0 | 0 | 0 | 0 |
| 12/8 | at SD | L | 1/0 | 0 | 0 | 0 | 0.0 | 0.0 | 0 | 0 | - | 0 | 0 | 0 | 0 | 0 |
| 12/15 | Sea. | L | 1/0 | 2 | 2 | 0 | 0.0 | 0.0 | 0 | 0 | - | 0 | 0 | 0 | 0 | 0 |
| 12/22 | at Det. | W | 1/0 | 1 | 1 | 0 | 0.0 | 0.0 | 0 | 0 | - | 0 | 0 | 0 | 0 | 0 |
| 12/29 | Was. | W | 1/0 | 0 | 0 | 0 | 0.0 | 0.0 | 0 | 0 | - | 0 | 1 | 0 | 0 | 0 |
| Totals | | | 15/0 | 5 | 3 | 2 | 0.0 | 0.0 | 0 | 0 | - | 0 | 1 | 1 | 0 | 0 |



LATAVIUS MURRAY

RUNNING BACK | UCF | 6-3 | 230
ACQUIRED: D6b-'13 | NFL EXP.: 4 | RAIDERS EXP.: 4
HOMETOWN: NEDROW, N.Y. | BORN: 01/18/90

28

TRANSACTIONS: Selected by Oakland Raiders in the sixth round (184th overall) of the 2013 NFL Draft, April 27, 2013.

CAREER: Explosive running back enters his fourth season after emerging onto the scene late in 2014...Named to his first Pro Bowl in 2015 after serving as the team's lead running back and posting 1,066 rushing yards on 266 attempts (4.0 avg.) with six TDs...Became the first Raider since Darren McFadden in 2010 to surpass 1,000 rushing yards in a season...Became the first Raider running back since Charlie Garner in 2001 to start all 16 games...Led the team in every major rushing category in 2015...Finished third on the team with 41 receptions...Finished second on the team with 82 carries and 424 yards in 2014...His 5.2 rushing average led the team...Missed his entire rookie campaign after suffering a foot injury in training camp...Career totals include 31 games played with 19 starts, 348 rushes for 1,490 yards (4.3 avg.) and eight TDs...Also has 375 receiving yards on 58 receptions (6.5 avg.).

AT A GLANCE

- Named to his first Pro Bowl in 2015 after serving as the team's lead running back and posting 1,066 rushing yards on 266 attempts with six TDs.
- Became the first Raider since Darren McFadden in 2010 to eclipse 1,000 yards in a season.
- Finished second on the team with 82 carries and 424 rushing yards in 2014.
- Became the first player in NFL history to gain at least 110 rushing yards on five-or-fewer carries on Nov. 20, 2014 vs. Kansas City.

2015: Started all 16 games in his first season as the team's primary rusher...Became the first Raiders running back to start 16 games since Charlie Garner in 2001...Totaled 266 attempts for 1,066 rushing yards (4.0 avg.) with six TDs...Also hauled in 41 receptions, third most on the team, for 232 yards (5.7 avg.)...Finished sixth in the NFL in rushing and second in the AFC...Ranked third in the NFL in rushing attempts...Was one of seven NFL players to total 1,000 rushing yards in 2015...Became the first Raider with 1,000 rushing yards since Darren McFadden in 2010...Finished the year as one of two NFL players (Tampa Bay RB Doug Martin) with at least 10 rushing attempts in 16 games...**(9/13) vs. Cin.:** Started in the season opener and picked up 44 yards on 11 carries (4.0 avg.) with a 12-yard long...Also tallied a career- and team-high seven catches for 36 yards (5.1 avg.) with an 11-yard long...**(9/20) vs. Bal.:** Started and paced the team with 15 carries and 65 yards (4.3 avg.) with one TD, his first of the season...Also caught three passes for 22 yards (7.3 avg.)...**(9/27) at Cle.:** Started and recorded his second career 100-yard rushing game, totaling 139 yards on 26 carries (5.3 avg.) with a 54-yard long and one TD...Added one reception for 10 yards...Scored on a 6-yard rush in the fourth quarter...**(10/4) at Chi.:** Started and led the team with 49 rushing yards on 16 carries (3.1 avg.)...Caught three passes for 12 yards (4.0 avg.)...**(10/11) vs. Den.:** Started and finished as the game's leading rusher with 13 carries and 39 rushing yards...Added three receptions for 18 yards...**(10/25) at SD:** Picked up 85 yards on 15 attempts (5.7 avg.) with one TD...Recorded a 24-yard rush in the third quarter...Added one reception for one yard...**(11/1) vs. NYJ:** Recorded third career

100-yard rushing game, his second of the season...Totaled 113 yards on 20 carries (5.7 avg.), including a 26-yard long...Rushing average of 5.7 yards per carry tied a season high...Added one reception for six yards...**(11/8) at Pit.:** Picked up 96 yards on 17 attempts...Added two receptions for -1 yards...Had a strong start to the game, picking up 44 yards on his first carry...Exited the game in the third quarter due to injury...**(11/15) vs. Min.:** Started and totaled 48 rushing yards on 12 carries (4.0 avg.)...Added five receptions for 29 yards (5.9 avg.)...**(11/22) at Det.:** Started and rushed for 28 yards on 13 carries (2.2 avg.) with one TD...Scored fourth TD of the season on a 1-yard rush in the third quarter...**(11/29) at Ten.:** Earned the start, rushing for 59 yards on 22 attempts (2.7 avg.)...Added one reception for a season-long 23 yards...**(12/6) vs. KC:** Started the game and rushed for 86 yards on 20 carries (4.3 avg.) with a 35-yard long and one TD...Had an explosive start to the game, rushing for 50 yards on five attempts on the team's opening drive, capping it off with a 2-yard rushing TD...Added four receptions for 11 yards (2.8 avg.)...Eclipsed 1,000 all-purpose yards for the first time in his career...**(12/13) at Den.:** Started and rushed for a game-high 27 yards on 16 attempts (1.7 avg.)...**(12/20) vs. GB:** Finished as the game's leading rusher with 78 yards on 21 carries (3.7 avg.) with a 22-yard long...Recorded 15 attempts in the first half, a career high for a single half, with 64 yards...Also caught one pass for two yards...**(12/24) vs. SD:** Rushed 19 times for 79 yards (4.2 avg.) with a 22-yard TD, his sixth of the season...Also recorded five receptions for 38 yards (7.6 avg.) with a 14-yard long...**(1/3/16) at KC:** Earned the start and rushed for 31 yards on 11 carries (2.8 avg.)...Also caught four passes for 25 yards.



MURRAY

2014: Assumed the starting running back role late in the season after serving as the team's primary kick returner early in the year...Finished with 82 carries for 424 yards (5.2 avg.) with two TDs...His 5.2 rushing average led the team....Added 17 receptions for 143 receiving yards (8.4 avg.)...Totalled 19 kickoff returns for 429 yards (22.6 avg.)...(9/7) **at NYJ:** Saw action primarily on special teams in NFL debut...Served as the Raiders' kick returner, bringing back three kickoffs for 67 yards (22.3 avg.)...Returned the opening kick of the second half 38 yards to set up the offense at the Raiders' own 41-yard line...(9/14) **vs. Hou.:** Had his first career rushing attempt, a 6-yard gain, in the fourth quarter...Returned four kickoffs for 103 yards (25.8 avg.) with a long of 29 yards...(9/21) **at NE:** Saw action as a reserve running back and as kick returner...Rushed three times for one yard...(9/28) **vs. Mia.:** Set new career highs for kickoff returns and kickoff return yards with five returns for 112 yards (22.4 avg.), including a 32-yard return on the opening kickoff...(11/2) **at Sea.:** Caught the first two passes of his career for a total of 12 yards...(11/9) **vs. Den.:** Rushed twice for four yards...Caught one pass for seven yards...Brought back two kickoffs for 48 yards (24.0 avg.)...(11/16) **at SD:** Posted four carries for 43 yards (10.8 avg.), leading the team in rushing...Added three receptions for 16 yards...Added four kickoff returns for 75 yards...(11/20) **vs. KC:** Posted a then-career-high 112 yards on four attempts (28.0 avg.) and his first two career TDs, an 11-yard score in the first quarter and a 90-yard TD in the second quarter...Became the first player in NFL history to gain at least 110 rushing yards on five-or-fewer carries...The 90-yard TD run is the fourth longest run in Raiders history...Left game in the second quarter with a concussion and did not return...(12/7) **vs. SF:** Rushed 23 times for 76 yards (3.3 avg.)...Added two receptions for nine yards...(12/14) **at KC:** Earned his first career start, opening the game as the featured running back...Led the team with 12 carries for 59 yards (4.9 avg.)...Finished with two receptions for 17 yards (8.5 avg.)...(12/21) **vs. Buf.:** Started and totaled over 100 yards of offense for the second time in his career...Tied a season high with 23 carries for 86 yards (3.7 avg.), with a long run of 25 yards...Added three receptions for 22 yards (7.3 avg.), including a 19-yard catch...(12/28) **at Den.:** Started and totaled 37 rushing yards on 10 carries (3.7 avg.)...Added a team-leading and personal-best 60 receiving yards on four receptions.

2013: Suffered a foot injury in training camp and was placed on the Reserve/Injured List on Aug. 27.

COLLEGE: Played four years at UCF...Appeared in 45 career games, totaling 2,424 yards on 453 carries with 37 TDs...Averaged 5.4 yards per carry...Added 50 receptions for 524 yards and six TDs...Finished his career ranked second in school history in overall TDs (44), eighth in rushing attempts (453), sixth in rushing yards (2,424) and third in rushing TDs (37)...As a senior, racked up 1,106 yards on 198 rushing attempts with 15 TDs...Named first-team All-Conference USA...Selected to the watch list for the Doak Walker Award, presented annually to the nation's top running back...Became the first player in UCF history to rush for a TD in nine straight games...Posted five 100-yard rushing games, and averaged 100.5 yards per contest to lead the conference...Hauled in 27 passes for 231 yards and four TDs...Named team MVP as a junior...Rushed 98 times for 549 yards and eight TDs...Added 17 receptions for 242 yards and one score...As a sophomore, appeared in 14 games and totaled 637 rushing yards with 11 TDs on 111 attempts...Named MVP of the C-USA championship game and the AutoZone Liberty Bowl...Redshirted sophomore season due to a knee injury...As a true freshman, saw action in eight games and totaled 132 yards with three TDs on 36 carries...Majored in interpersonal/organizational communication.

PERSONAL: Attended Onondaga Central High School in Nedrow, N.Y. ...Named 2007 Gatorade Football Player of the Year in New York by Rise Magazine...Rushed for 2,194 yards and 28 TDs on 175 carries as a senior...Selected Class D Player of the Year and first-team all-state by the New York Sportswriters Association...On defense as a senior, recorded 78 tackles, three forced fumbles and returned two INTs for TDs...Also garnered first-team all-state honors as a junior, rushing for 2,030 yards and 30 TDs on 193 attempts...A third-team all-state honoree as a sophomore following a 1,609-yard, 14-TD season...All-league and All-Central New York selection in three straight seasons...Ranked as No. 5 prospect in New York by Rivals.com...Ranked as No. 6 prospect in New York by Scout.com.

ADDITIONAL STATISTICS: Special teams tackles – 3 in 2014. Miscellaneous tackles – 1 in 2014, 2 in 2015; NFL totals: 3. Kickoff returns – 19 in 2014. Kickoff return yards – 429 in 2014.

SINGLE-GAME HIGHS: RUSHING: Attempts – 26, 9/27/15 at Cle. Yards – 139, 9/27/15 at Cle. Long – 90t, 11/20/14 vs. KC. Touchdowns – 2, 11/20/14 vs. KC. RECEIVING: Receptions – 7, 9/13/15 vs. Cin. Yards – 60, 12/28/14 at Den. Long – 46, 12/28/14 at Den. KICKOFF RETURNS: Returns – 5, 9/28/14 vs. Mia. Yards – 112, 9/28/14 vs. Mia. Long – 38, 9/7/14 at NYJ.

LATAVAIUS MURRAY'S CAREER STATISTICS

| Year | Team | GP | GS | Att. | RUSHING | | | | Rec. | RECEIVING | | | | TOTAL OFFENSE |
|---------------|---------|-----------|-----------|------------|--------------|------------|------------|----------|-----------|------------|------------|-----------|----------|---------------|
| | | | | | Yds | Avg. | Lg. | TD | | Yds. | Avg. | Lg. | TD | |
| 2013 | Oakland | | | | | | | | | | | | | |
| 2014 | Oakland | 15 | 3 | 82 | 424 | 5.2 | 90t | 2 | 17 | 143 | 8.4 | 46 | 0 | 567 |
| 2015 | Oakland | 16 | 16 | 266 | 1,066 | 4.0 | 54 | 6 | 41 | 232 | 5.7 | 23 | 0 | 1,298 |
| Totals | | 31 | 19 | 348 | 1,490 | 4.3 | 90t | 8 | 58 | 375 | 6.5 | 46 | 0 | 1,865 |

MURRAY

LATAVIUS MURRAY GAME-BY-GAME

2015, OAKLAND (7-9)

| Date | Opp. | W/L | GP/GS | RUSHING | | | | | RECEIVING | | | | | TOTAL OFFENSE |
|---------------|---------|-----|--------------|------------|--------------|------------|-----------|----------|-----------|------------|------------|-----------|----------|---------------|
| | | | | Att. | Yds. | Avg. | Lg. | TD | Rec. | Yds. | Avg. | Lg. | TD | |
| 9/13 | Cin. | L | 1/1 | 11 | 44 | 4.0 | 12 | 0 | 7 | 36 | 5.1 | 11 | 0 | 80 |
| 9/20 | Bal. | W | 1/1 | 15 | 65 | 4.3 | 9 | 1 | 3 | 22 | 7.3 | 12 | 0 | 87 |
| 9/27 | at Cle. | W | 1/1 | 26 | 139 | 5.3 | 54 | 1 | 1 | 10 | 10.0 | 10 | 0 | 149 |
| 10/4 | at Chi. | L | 1/1 | 15 | 49 | 3.3 | 8 | 0 | 3 | 12 | 4.0 | 11 | 0 | 61 |
| 10/11 | Den. | L | 1/1 | 13 | 39 | 3.0 | 11 | 0 | 3 | 18 | 6.0 | 14 | 0 | 57 |
| 10/25 | at SD | W | 1/1 | 15 | 85 | 5.7 | 24 | 1 | 1 | 1 | 1.0 | 1 | 0 | 86 |
| 11/1 | NYJ | W | 1/1 | 20 | 113 | 5.7 | 26 | 0 | 1 | 6 | 6.0 | 6 | 0 | 119 |
| 11/8 | at Pit. | L | 1/1 | 17 | 96 | 5.6 | 44 | 0 | 2 | -1 | -0.5 | 3 | 0 | 95 |
| 11/15 | Min. | L | 1/1 | 12 | 48 | 4.0 | 14 | 0 | 5 | 29 | 5.8 | 8 | 0 | 77 |
| 11/22 | at Det. | L | 1/1 | 13 | 28 | 2.2 | 16 | 1 | 0 | 0 | - | - | 0 | 28 |
| 11/29 | at Ten. | W | 1/1 | 22 | 59 | 2.7 | 8 | 0 | 1 | 23 | 23.0 | 23 | 0 | 82 |
| 12/6 | KC | L | 1/1 | 20 | 86 | 4.3 | 35 | 1 | 4 | 11 | 2.8 | 9 | 0 | 97 |
| 12/13 | at Den. | W | 1/1 | 16 | 27 | 1.7 | 7 | 0 | 0 | 0 | - | - | 0 | 27 |
| 12/20 | GB | L | 1/1 | 21 | 78 | 3.7 | 22 | 0 | 1 | 2 | 2.0 | 2 | 0 | 80 |
| 12/24 | SD | W | 1/1 | 19 | 79 | 4.2 | 22t | 1 | 5 | 38 | 7.6 | 14 | 0 | 117 |
| 1/3/16 | at KC | L | 1/1 | 11 | 31 | 2.8 | 9 | 0 | 4 | 25 | 6.3 | 11 | 0 | 56 |
| Totals | | | 16/16 | 266 | 1,066 | 4.0 | 54 | 6 | 41 | 232 | 5.7 | 23 | 0 | 1,298 |

2014, OAKLAND (3-13)

| Date | Opp. | W/L | GP/GS | RUSHING | | | | | RECEIVING | | | | | TOTAL OFFENSE |
|---------------|---------|-----|-------------|-------------------------|------------|------------|------------|----------|-----------|------------|------------|-----------|----------|---------------|
| | | | | Att. | Yds. | Avg. | Lg. | TD | Rec. | Yds. | Avg. | Lg. | TD | |
| 9/7 | at NYJ | L | 1/0 | 0 | 0 | - | - | 0 | 0 | 0 | - | - | 0 | 0 |
| 9/14 | Hou. | L | 1/0 | 1 | 6 | 6.0 | 6 | 0 | 0 | 0 | - | - | 0 | 6 |
| 9/21 | at NE | L | 1/0 | 3 | 1 | 0.3 | 1 | 0 | 0 | 0 | - | - | 0 | 1 |
| 9/28 | Mia. | L | 1/0 | 0 | 0 | - | - | 0 | 0 | 0 | - | - | 0 | 0 |
| 10/12 | SD | L | 1/0 | 0 | 0 | - | - | 0 | 0 | 0 | - | - | 0 | 0 |
| 10/19 | Ari. | L | 1/0 | 0 | 0 | - | - | 0 | 0 | 0 | - | - | 0 | 0 |
| 10/26 | at Cle. | L | 1/0 | 0 | 0 | - | - | 0 | 0 | 0 | - | - | 0 | 0 |
| 11/2 | at Sea. | L | 1/0 | 0 | 0 | - | - | 0 | 2 | 12 | 6.0 | 13 | 0 | 12 |
| 11/9 | Den. | L | 1/0 | 2 | 4 | 2.0 | 3 | 0 | 1 | 7 | 7.0 | 7 | 0 | 11 |
| 11/16 | at SD | L | 1/0 | 4 | 43 | 10.8 | 23 | 0 | 3 | 16 | 5.3 | 10 | 0 | 59 |
| 11/20 | KC | W | 1/0 | 4 | 112 | 28.0 | 90t | 2 | 0 | 0 | - | - | 0 | 112 |
| 11/30 | at StL. | L | | (INACTIVE - CONCUSSION) | | | | | | | | | | |
| 12/7 | SF | W | 1/0 | 23 | 76 | 3.3 | 16 | 0 | 2 | 9 | 4.5 | 5 | 0 | 85 |
| 12/14 | at KC | L | 1/1 | 12 | 59 | 4.9 | 25 | 0 | 2 | 17 | 8.5 | 11 | 0 | 76 |
| 12/21 | Buf. | W | 1/1 | 23 | 86 | 3.7 | 25 | 0 | 3 | 22 | 7.3 | 19 | 0 | 108 |
| 12/28 | at Den. | L | 1/1 | 10 | 37 | 3.7 | 8 | 0 | 4 | 60 | 15.0 | 46 | 0 | 97 |
| Totals | | | 15/3 | 82 | 424 | 5.2 | 90t | 2 | 17 | 143 | 8.4 | 46 | 0 | 567 |



REGGIE NELSON

SAFETY | FLORIDA | 5-11 | 210
ACQUIRED: UFA-'16 (Cin.) | NFL EXP.: 10 | RAIDERS EXP.: 1
HOMETOWN: MELBOURNE, FLA. | BORN: 09/21/83

27

TRANSACTIONS: Selected by Jacksonville Jaguars in the first round (21st overall) of the 2007 NFL Draft, April 28, 2007...Acquired via trade by Cincinnati Bengals from Jacksonville, Sept. 5, 2010...Re-signed by Bengals as an unrestricted free agent, March 19, 2012...Signed by Oakland Raiders as an unrestricted free agent, April 7, 2016.

CAREER: Veteran safety joins the Silver and Black after signing with the club this past offseason...In his nine seasons, spent three years with the Jacksonville Jaguars and the last six with the Cincinnati Bengals...Led the NFL with eight INTs last season...Named to his first Pro Bowl in 2015 after starting all 16 games for the Bengals...Ranks fourth among active players with 30 INTs entering 2016...Has started all 16 games each of the past two seasons...Set a career high with 102 tackles in 2011 with the Bengals...Played under Raiders Head Coach Jack Del Rio for three seasons with the Jaguars from 2007-09...Career totals include 138 games played with 125 starts, 638 tackles (466 solo), 30 INTs, 72 passes defended, 6.5 sacks, eight forced fumbles and five fumble recoveries.

AT A GLANCE

- Joins the Raiders after nine NFL seasons with the Jacksonville Jaguars and Cincinnati Bengals.
- Led the NFL with eight INTs in 2015, earning a trip to his first Pro Bowl.
- Ranks fourth among active players with 30 INTs entering 2016.
- Helped the Bengals to the postseason in each of the past five seasons, winning the AFC North twice.
- Led all rookies with five INTs as a rookie in 2007.
- Played in 25 games at Florida, earning All-SEC First Team honors in 2006 and helped the team capture the BCS National Championship.

2015 (with Cin.): Started all 16 games for the Bengals, helping the team reach the playoffs for the fifth straight year...Led the NFL with eight INTs and earned his first Pro Bowl nod...Totaled 72 tackles (50 solo), 14 passes defended and two fumble recoveries...Posted an INT in five straight games in November/December...(9/13) at Oak.: Posted one INT in the season opener, intercepting QB Matt McGloin...(10/4) vs. KC: Recorded nine tackles and one fumble recovery, returning it 25 yards...(10/18) at Buf.: Posted a season-high 11 tackles (eight) and one pass defended...(11/1) at Pit.: Tallied five tackles and two INTs, returning one 37 yards and the other 14 yards...(11/16) vs. Hou.: Hauled in one INT and posted six tackles and two passes defended...(11/22) at Ari.: Tallied three tackles and one INT, returning it 23 yards...(11/29) vs. StL.: Notched two tackles and one INT...(12/6) at Cle.: Recorded five tackles and one INT, returning it 31 yards...(12/13) vs. Pit.: Posted one INT and three tackles...(1/3/16) vs. Bal.: Made 10 tackles in the season finale...Postseason: (1/9/16) vs. Pit.: Posted three tackles and one sack in the Wild Card loss.

2014 (with Cin.): Started all 16 games and led the team with four INTs...Also ranked second in passes defended...Totals include 92 tackles (60 solo), 1.5 sacks, four INTs and 13 passes defended...(9/7) at Bal.: Finished second on the team with nine tackles and a half sack...(9/14) vs. Atl.: Posted a sack for the second straight game and added four tackles and one pass defended...(9/21) vs. Ten.: Tallied six tackles and one INT, picking off QB Jack Locker...(10/12) vs. Car.: Led the team with 11 tackles and posted one INT of QB Cam Newton...(11/30) at TB: Posted six tackles and one pass defended in the win...(12/14) at Cle.: Led the secondary with four tackles and registered one pass defended...(12/22) vs. Den.: Tallied five tackles and one INT in the victory...(12/28) at Pit.: Made three tackles and hauled in an INT...Postseason: (1/4/15) at Ind.: Made five tackles and posted a fumble recovery.

2013 (with Cin.): Started all 15 games he played in, missing one due to injury...Totaled 59 tackles (44 solo), two INTs, eight passes defended, one sack, one forced fumble and two fumble recoveries...(9/16) vs. Pit.: Made one tackle and posted one INT in the victory...(9/22) vs. GB: Tallied three tackles and one fumble recovery, sealing the victory...(10/20) at Det.: Tallied for tackles and one pass defended in the victory...(10/27) vs. NYJ: Made two tackles and logged an 11-yard sack of QB Geno Smith...(11/17) at Cle.: Led the secondary with nine tackles and added one INT and two passes defended...(12/1) at SD: Posted six tackles and forced a fumble of TE Antonio Gates...(12/15) at Pit.: Led the secondary with seven tackles...(12/29) vs. Bal.: Recorded six tackles and two passes defended in the victory...Postseason: (1/5/14) vs. SD: Totaled four tackles in the Wild Card loss to the Chargers.

2012 (with Cin.): Started 14 games, totaling 84 tackles (58 solo), three INTs, nine passes defended, one sack and two forced fumbles...Missed two games due to a hamstring injury...His nine passes defended ranked fourth on the team...(9/23) at Was.: tied a season high with 10 tackles...(10/14) at Cle.: Made nine tackles and forced a fumble...(11/25) vs. Oak.: Led the secondary with six tackles and tallied one pass defended...(12/2) at SD: Recorded six tackles and one INT, picking off QB Philip Rivers to seal the victory...(12/9) vs. Dal.: Notched five tackles and added one INT and one sack of QB Tony Romo...(12/13) at Phi.: Made two tackles and posted one forced fumble...(12/23) at Pit.: Picked off QB Ben Roethlisberger with 24 seconds remaining, setting up a game-winning FG for the Bengals...Added two tackles and two passes defended in the win...Postseason: (1/5/13) at Hou.: Made 10 tackles in the Wild Card loss to the Texans.

2011 (with Cin.): Started all 16 games for the first time as a Bengal, setting a career-high with 102 tackles...Ranked third on the team with eight passes defended...Also added four INTs, two sacks and two forced fumbles...(9/11) at Cle.: Notched a team-high nine tackles, one pass defended and an 8-yard sack of QB Colt McCoy...(9/18) at Den.: Posted eight tackles and one forced fumble...(9/25) vs. SF: Set a season high and led the team with 13 tackles...(10/16) vs. Ind.: Led the team with eight tackles and added one forced fumble that sealed the victory...(10/30) at Sea.: Posted five tackles and his first career INT-TD, returning an INT of QB Tarvaris Jackson 75 yards for the score...(11/27) vs. Cle.: Made five tackles and posted an INT...(12/11) vs. Hou.: Led the secondary with 10 tackles and added an INT...(12/24) vs. Ari.: Tied for the team lead with six tackles and added one sack...Also tallied an INT...Postseason: (1/7/12) at Hou.: Totaled six tackles and one sack in the Wild Card loss to the Texans.

2010 (with Cin.): Played in all 16 games with six starts in his first season with the Bengals...Began the year with the Jaguars before being traded to Cincinnati on Sept. 4...Totaled 51 tackles (35 solo) with two INTs, seven passes defended and two forced fumbles...(9/12) at NE: Made his Bengals debut, playing on special teams...(10/24) at Atl.: Saw his first action of the season on defense, recording two tackles...(11/14) at Ind.: Posted six tackles...(11/21) vs. Buf.: Recorded five tackles and led the team with three passes defended...(11/25) at NYJ: Led the secondary with seven tackles...(12/5) vs. NO: Logged his first INT of the year, picking off QB Drew Brees and returning it seven yards...(12/19) vs. Cle.: Tallied seven tackles...(12/26) vs. SD: Posted seven tackles to lead the secondary and added

NELSON

one pass defended and a forced fumble in the win...(12/11) vs. Bal.: Notched four tackles, one INT and one forced fumble in the season finale.

2009 (with Jac.): Played in all 16 games with 14 starts...Ranked third on the team with 69 tackles...Also registered one pass defended and one fumble recovery...(9/13) at Ind.: Finished with seven tackles (six solo)...(9/27) at Hou.: Finished with five tackles...Added one special teams stop...(10/4) vs. Ten.: Made six stops in the victory...(10/11) at Sea.: Posted one tackle...(10/18) vs. StL.: Notched six tackles...(11/1) at Ten.: Made his first career start at cornerback due to injury and was credited with a season-high seven tackles...(12/17) vs. Ind.: Posted five tackles, one pass defended and one fumble recovery.

2008 (with Jac.): Started all 13 games he played in...Inactive for three games due to a knee injury...Finished the year with 52 tackles (46 solo), two INTs and three passes defended...(9/7) at Ten.: Posted four tackles in the season opener...(9/21) at Ind.: Made four tackles before leaving the game in the fourth quarter due to a knee injury...(10/26) vs. Cle.: Returned to the lineup and posted five tackles...(11/2) at Cin.: Talled six tackles...(11/16) vs. Ten.: Hauled in his first INT of the season, intercepting QB Kerry Collins...Added one tackle...(12/14) vs. GB: Posted five tackles and sealed the victory with an INT of QB Aaron Rodgers on the game's final drive...(12/18) vs. Ind.: Set a season high with seven tackles and one pass defended.

2007 (with Jac.): Played in all 16 games as a rookie, starting 15...Set a team rookie record with five INTs, tying with Bengals CB Leon Hall for the most among NFL rookies...Tied for sixth in the AFC and ninth in the NFL in INTs...Named to Pro Football Weekly's All-Rookie Team...Ranked fourth on the club with 57 tackles (52 solo) and had one forced fumble, one sack and nine passes defended (second on the club)...(9/9) vs. Ten.: Made his NFL debut and led the secondary with seven tackles...Also recorded his first career sack, taking town QB Vince Young for a loss of six yards...Added a forced fumble...(9/16) vs. Atl.: Made his first career start and posted one tackle...(10/7) at KC: Posted five tackles and his first career INT, picking off QB Damon Huard...(10/22) vs. Ind.: Registered four tackles...(10/28) at TB: Posted five tackles, one INT and one pass defended...His INT of QB Jeff Garcia sealed the game...(11/4) at NO: Talled a season-high 10 tackles and two passes defended...(11/18) vs. SD: Recorded five tackles and one INT of QB Philip Rivers, returning it 34 yards...(12/2) at Ind.: Intercepted QB Peyton Manning and returned it 37 yards...Added one tackle...(12/23) vs. Oak.: Had a team-high three passes defended and one INT...Postseason: (1/5/08) at Pit.: Recorded three tackles in postseason debut...(12/10/08) at NE: Posted six tackles in Divisional loss to the Patriots.

COLLEGE: Played in 25 games at Florida with 18 starts over two seasons...Career totals include 97 tackles (66 solo), four sacks, two fumble recoveries and seven INTs including one for a TD...Blocked two kicks on special teams...Was unanimous All-SEC consensus All-American First Team choice in 2006...Started all 14 games as a junior and led team with six INTs as part of BCS National Championship Team...Finalist for Nagurski Trophy (nation's top defensive player) and Thorpe Award (nation's top defensive back)...Honored with 2006 Jack Tatum Award as the nation's top defensive back by the Touchdown Club of Columbus...Played in 11 games with four starts as a sophomore and finished with 46 tackles and four sacks...Played at Coffeyville Community College in Kansas in 2004 and set school record for INT return yards with 175 on six INTs...Majored in sociology.

PERSONAL: Attended Palm Bay High School in Melbourne, Fla., and was a two-time first team All-State selection.

ADDITIONAL STATISTICS: Touchdowns (1): 10/30/11 at Sea, 75-yard INT return. Special teams tackles – 9 in 2007, 5 in 2008, 4 in 2009, 6 in 2010, 3 in 2011, 3 in 2012, 7 in 2013, 3 in 2014, 5 in 2015; NFL totals: 45.

SINGLE-GAME HIGHS: TACKLES: Total – 13, 9/25/11 vs. SF. Solo – 10, 11/4/07 at NO. Interceptions – 2, 11/1/15 at Pit. Passes defended – 3, two times; last: 11/21/10 vs. Buf. Sacks – 1, five times; last: 9/14/14 vs. Atl. Forced fumbles – 1, eight times; last: 12/1/13 at SD. Fumble recoveries – 1, five times; last: 12/28/15 at Den.

REGGIE NELSON'S CAREER STATISTICS

| Year | Team | GP | GS | TACKLES | | | | | INTERCEPTIONS | | | | | FUMBLES | | |
|-------------------|--------------|------------|------------|------------|------------|------------|------------|-------------|---------------|------------|------------|----------|-----------|----------|----------|-----------|
| | | | | Total | Solo | Asst. | Sacks | Yds. | No. | Yds. | Lg. | TD | PD | FF | FR | Yds. |
| 2007 | Jacksonville | 16 | 15 | 57 | 52 | 5 | 1.0 | 6.0 | 5 | 76 | 37 | 0 | 9 | 1 | 0 | 0 |
| 2008 | Jacksonville | 13 | 13 | 52 | 46 | 6 | 0.0 | 0.0 | 2 | 0 | 0 | 0 | 3 | 0 | 0 | 0 |
| 2009 | Jacksonville | 16 | 14 | 69 | 63 | 6 | 0.0 | 0.0 | 0 | 0 | - | 0 | 1 | 0 | 1 | 0 |
| 2010 | Cincinnati | 16 | 6 | 51 | 35 | 16 | 0.0 | 0.0 | 2 | 63 | 56 | 0 | 7 | 2 | 0 | 0 |
| 2011 | Cincinnati | 16 | 16 | 102 | 58 | 44 | 2.0 | 16.0 | 4 | 115 | 75t | 1 | 8 | 2 | 0 | 0 |
| 2012 | Cincinnati | 14 | 14 | 84 | 58 | 26 | 1.0 | 8.0 | 3 | 10 | 10 | 0 | 9 | 2 | 0 | 0 |
| 2013 | Cincinnati | 15 | 15 | 59 | 44 | 15 | 1.0 | 11.0 | 2 | 0 | 0 | 0 | 8 | 1 | 2 | 12 |
| 2014 | Cincinnati | 16 | 16 | 92 | 60 | 32 | 1.5 | 12.5 | 4 | 30 | 31 | 0 | 13 | 0 | 0 | 0 |
| 2015 | Cincinnati | 16 | 16 | 72 | 50 | 22 | 0.0 | 0.0 | 8 | 115 | 37 | 0 | 14 | 0 | 2 | 25 |
| Totals | | 138 | 125 | 638 | 466 | 172 | 6.5 | 53.5 | 30 | 409 | 75t | 1 | 72 | 8 | 5 | 37 |
| POSTSEASON | | | | | | | | | | | | | | | | |
| 2007 | Jacksonville | 2 | 2 | 9 | 7 | 2 | 0.0 | 0.0 | 0 | 0 | - | 0 | 0 | 0 | 0 | 0 |
| 2011 | Cincinnati | 1 | 1 | 6 | 4 | 2 | 1.0 | 7.0 | 0 | 0 | - | 0 | 0 | 0 | 0 | 0 |
| 2012 | Cincinnati | 1 | 1 | 10 | 9 | 1 | 0.0 | 0.0 | 0 | 0 | - | 0 | 0 | 0 | 0 | 0 |
| 2013 | Cincinnati | 1 | 1 | 4 | 4 | 0 | 0.0 | 0.0 | 0 | 0 | - | 0 | 0 | 0 | 0 | 0 |
| 2014 | Cincinnati | 1 | 1 | 5 | 4 | 1 | 0.0 | 0.0 | 0 | 0 | - | 0 | 0 | 0 | 1 | 6 |
| 2015 | Cincinnati | 1 | 1 | 3 | 3 | 0 | 1.0 | 10.0 | 0 | 0 | - | 0 | 0 | 0 | 0 | 0 |
| Totals | | 7 | 7 | 37 | 31 | 6 | 2.0 | 17.0 | 0 | 0 | - | 0 | 0 | 0 | 1 | 6 |

NELSON

REGGIE NELSON GAME-BY-GAME

2015, CINCINNATI (12-4)

| Date | Opp. | W/L | GP/GS | TACKLES | | | | | Yds. | INTERCEPTIONS | | | | | FUMBLES | | |
|-------------------|----------|-----|--------------|-----------|-----------|-----------|------------|------------|------|---------------|------------|-----------|----------|-----------|----------|----------|-----------|
| | | | | Total | Solo | Asst. | Sacks | | | No. | Yds. | Lg. | TD | PD | FF | FR | Yds. |
| 9/13 | at Oak. | W | 1/1 | 0 | 0 | 0 | 0.0 | 0.0 | | 1 | 0 | 0 | 0 | 1 | 0 | 0 | 0 |
| 9/20 | SD | W | 1/1 | 4 | 2 | 2 | 0.0 | 0.0 | | 0 | 0 | - | 0 | 0 | 0 | 0 | 0 |
| 9/27 | at Bal. | W | 1/1 | 3 | 2 | 1 | 0.0 | 0.0 | | 0 | 0 | - | 0 | 0 | 0 | 0 | 0 |
| 10/4 | KC | W | 1/1 | 9 | 6 | 3 | 0.0 | 0.0 | | 0 | 0 | - | 0 | 0 | 0 | 1 | 25 |
| 10/11 | Sea. | W | 1/1 | 4 | 2 | 2 | 0.0 | 0.0 | | 0 | 0 | - | 0 | 0 | 0 | 0 | 0 |
| 10/18 | at Buf. | W | 1/1 | 11 | 8 | 3 | 0.0 | 0.0 | | 0 | 0 | - | 0 | 1 | 0 | 0 | 0 |
| 11/1 | at Pit. | W | 1/1 | 5 | 5 | 0 | 0.0 | 0.0 | | 2 | 51 | 37 | 0 | 2 | 0 | 0 | 0 |
| 11/5 | Cle. | W | 1/1 | 2 | 2 | 0 | 0.0 | 0.0 | | 0 | 0 | - | 0 | 0 | 0 | 0 | 0 |
| 11/16 | Hou. | L | 1/1 | 6 | 2 | 4 | 0.0 | 0.0 | | 1 | 0 | 0 | 0 | 2 | 0 | 0 | 0 |
| 11/22 | at Ari. | L | 1/1 | 3 | 3 | 0 | 0.0 | 0.0 | | 1 | 23 | 23 | 0 | 1 | 0 | 0 | 0 |
| 11/29 | StL. | W | 1/1 | 2 | 2 | 0 | 0.0 | 0.0 | | 1 | 10 | 10 | 0 | 1 | 0 | 0 | 0 |
| 12/6 | at Cle. | W | 1/1 | 5 | 5 | 0 | 0.0 | 0.0 | | 1 | 31 | 31 | 0 | 1 | 0 | 0 | 0 |
| 12/13 | Pit. | L | 1/1 | 3 | 2 | 1 | 0.0 | 0.0 | | 1 | 0 | 0 | 0 | 1 | 0 | 0 | 0 |
| 12/20 | at SF | W | 1/1 | 4 | 3 | 1 | 0.0 | 0.0 | | 0 | 0 | - | 0 | 1 | 0 | 0 | 0 |
| 12/28 | at Den. | L | 1/1 | 1 | 0 | 1 | 0.0 | 0.0 | | 0 | 0 | - | 0 | 2 | 0 | 1 | 0 |
| 1/3/16 | Bal. | W | 1/1 | 10 | 6 | 4 | 0.0 | 0.0 | | 0 | 0 | - | 0 | 1 | 0 | 0 | 0 |
| Totals | | | 16/16 | 72 | 50 | 22 | 0.0 | 0.0 | | 8 | 115 | 37 | 0 | 14 | 0 | 2 | 25 |
| POSTSEASON | | | | | | | | | | | | | | | | | |
| 1/9/16 | vs. Pit. | L | 1/1 | 3 | 3 | 0 | 1.0 | 10.0 | | 0 | 0 | - | 0 | 0 | 0 | 0 | 0 |

2014, CINCINNATI (10-5-1)

| Date | Opp. | W/L | GP/GS | TACKLES | | | | | Yds. | INTERCEPTIONS | | | | | FUMBLES | | |
|-------------------|---------|-----|--------------|-----------|-----------|-----------|------------|-------------|------|---------------|-----------|-----------|----------|-----------|----------|----------|----------|
| | | | | Total | Solo | Asst. | Sacks | | | No. | Yds. | Lg. | TD | PD | FF | FR | Yds. |
| 9/7 | at Bal. | W | 1/1 | 9 | 6 | 3 | 0.5 | 3.5 | | 0 | 0 | - | 0 | 0 | 0 | 0 | 0 |
| 9/14 | Atl. | W | 1/1 | 4 | 2 | 2 | 1.0 | 9.0 | | 0 | 0 | - | 0 | 1 | 0 | 0 | 0 |
| 9/21 | Ten. | W | 1/1 | 6 | 3 | 3 | 0.0 | 0.0 | | 1 | 0 | 0 | 0 | 1 | 0 | 0 | 0 |
| 10/5 | at NE | L | 1/1 | 4 | 2 | 2 | 0.0 | 0.0 | | 0 | 0 | - | 0 | 0 | 0 | 0 | 0 |
| 10/12 | Car. | T | 1/1 | 11 | 9 | 2 | 0.0 | 0.0 | | 1 | 31 | 31 | 0 | 2 | 0 | 0 | 0 |
| 10/19 | at Ind. | L | 1/1 | 9 | 5 | 4 | 0.0 | 0.0 | | 0 | 0 | - | 0 | 0 | 0 | 0 | 0 |
| 10/26 | Bal. | W | 1/1 | 5 | 3 | 2 | 0.0 | 0.0 | | 0 | 0 | - | 0 | 0 | 0 | 0 | 0 |
| 11/2 | Jac. | W | 1/1 | 3 | 2 | 1 | 0.0 | 0.0 | | 0 | 0 | - | 0 | 0 | 0 | 0 | 0 |
| 11/6 | Cle. | L | 1/1 | 8 | 3 | 5 | 0.0 | 0.0 | | 0 | 0 | - | 0 | 2 | 0 | 0 | 0 |
| 11/16 | at NO | W | 1/1 | 7 | 5 | 2 | 0.0 | 0.0 | | 0 | 0 | - | 0 | 0 | 0 | 0 | 0 |
| 11/23 | at Hou. | W | 1/1 | 4 | 4 | 0 | 0.0 | 0.0 | | 0 | 0 | - | 0 | 2 | 0 | 0 | 0 |
| 11/30 | at TB | W | 1/1 | 6 | 5 | 1 | 0.0 | 0.0 | | 0 | 0 | - | 0 | 1 | 0 | 0 | 0 |
| 12/7 | Pit. | L | 1/1 | 4 | 1 | 3 | 0.0 | 0.0 | | 0 | 0 | - | 0 | 0 | 0 | 0 | 0 |
| 12/14 | at Cle. | W | 1/1 | 4 | 2 | 2 | 0.0 | 0.0 | | 0 | 0 | - | 0 | 1 | 0 | 0 | 0 |
| 12/22 | Den. | W | 1/1 | 5 | 5 | 0 | 0.0 | 0.0 | | 1 | 3 | 3 | 0 | 1 | 0 | 0 | 0 |
| 12/28 | at Pit. | L | 1/1 | 3 | 3 | 0 | 0.0 | 0.0 | | 1 | -4 | -4 | 0 | 2 | 0 | 0 | 0 |
| Totals | | | 16/16 | 92 | 60 | 32 | 1.5 | 12.5 | | 4 | 30 | 31 | 0 | 13 | 0 | 0 | 0 |
| POSTSEASON | | | | | | | | | | | | | | | | | |
| 1/4/15 | at Ind. | L | 1/1 | 5 | 4 | 1 | 0.0 | 0.0 | | 0 | 0 | - | 0 | 0 | 0 | 1 | 6 |

NELSON

REGGIE NELSON GAME-BY-GAME

2013, CINCINNATI (11-5)

| Date | Opp. | W/L | GP/GS | TACKLES | | | | | INTERCEPTIONS | | | | | FUMBLES | | |
|-------------------|---------|-----|--------------|------------------------|-----------|-----------|------------|-------------|---------------|----------|----------|----------|----------|----------|----------|-----------|
| | | | | Total | Solo | Asst. | Sacks | Yds. | No. | Yds. | Lg. | TD | PD | FF | FR | Yds. |
| 9/8 | at Chi. | L | 1/1 | 1 | 1 | 0 | 0.0 | 0.0 | 0 | 0 | - | 0 | 0 | 0 | 0 | 0 |
| 9/16 | Pit. | W | 1/1 | 1 | 0 | 1 | 0.0 | 0.0 | 1 | 0 | 0 | 0 | 1 | 0 | 0 | 0 |
| 9/22 | GB | W | 1/1 | 3 | 1 | 2 | 0.0 | 0.0 | 0 | 0 | - | 0 | 0 | 0 | 1 | 6 |
| 9/29 | at Cle. | L | | (INACTIVE - HAMSTRING) | | | | | | | | | | | | |
| 10/6 | NE | W | 1/1 | 1 | 0 | 1 | 0.0 | 0.0 | 0 | 0 | - | 0 | 0 | 0 | 1 | 6 |
| 10/13 | at Buf. | W | 1/1 | 3 | 3 | 0 | 0.0 | 0.0 | 0 | 0 | - | 0 | 0 | 0 | 0 | 0 |
| 10/20 | at Det. | W | 1/1 | 4 | 3 | 1 | 0.0 | 0.0 | 0 | 0 | - | 0 | 1 | 0 | 0 | 0 |
| 10/27 | NYJ | W | 1/1 | 2 | 2 | 0 | 0.0 | 0.0 | 0 | 0 | - | 0 | 0 | 0 | 0 | 0 |
| 10/31 | at Mia. | L | 1/1 | 6 | 5 | 1 | 1.0 | 11.0 | 0 | 0 | - | 0 | 0 | 0 | 0 | 0 |
| 11/10 | at Bal. | L | 1/1 | 4 | 3 | 1 | 0.0 | 0.0 | 0 | 0 | - | 0 | 0 | 0 | 0 | 0 |
| 11/17 | Cle. | W | 1/1 | 9 | 5 | 4 | 0.0 | 0.0 | 1 | 0 | 0 | 0 | 2 | 0 | 0 | 0 |
| 12/1 | at SD | W | 1/1 | 6 | 6 | 0 | 0.0 | 0.0 | 0 | 0 | - | 0 | 0 | 1 | 0 | 0 |
| 12/8 | Ind. | W | 1/1 | 1 | 1 | 0 | 0.0 | 0.0 | 0 | 0 | - | 0 | 1 | 0 | 0 | 0 |
| 12/15 | at Pit. | L | 1/1 | 7 | 5 | 2 | 0.0 | 0.0 | 0 | 0 | - | 0 | 0 | 0 | 0 | 0 |
| 12/22 | Min. | W | 1/1 | 5 | 4 | 1 | 0.0 | 0.0 | 0 | 0 | - | 0 | 1 | 0 | 0 | 0 |
| 12/29 | Bal. | W | 1/1 | 6 | 5 | 1 | 0.0 | 0.0 | 0 | 0 | - | 0 | 2 | 0 | 0 | 0 |
| Totals | | | 15/15 | 59 | 44 | 15 | 1.0 | 11.0 | 2 | 0 | 0 | 0 | 8 | 1 | 2 | 12 |
| POSTSEASON | | | | | | | | | | | | | | | | |
| 1/5/14 | SD | L | 1/1 | 4 | 4 | 0 | 0.0 | 0.0 | 0 | 0 | - | 0 | 0 | 0 | 0 | 0 |

2012, CINCINNATI (10-6)

| Date | Opp. | W/L | GP/GS | TACKLES | | | | | INTERCEPTIONS | | | | | FUMBLES | | |
|-------------------|---------|-----|--------------|------------------------|-----------|-----------|------------|------------|---------------|-----------|-----------|----------|----------|----------|----------|----------|
| | | | | Total | Solo | Asst. | Sacks | Yds. | No. | Yds. | Lg. | TD | PD | FF | FR | Yds. |
| 9/10 | at Bal. | L | 1/1 | 7 | 5 | 2 | 0.0 | 0.0 | 0 | 0 | - | 0 | 1 | 0 | 0 | 0 |
| 9/16 | Cle. | W | 1/1 | 6 | 5 | 1 | 0.0 | 0.0 | 0 | 0 | - | 0 | 0 | 0 | 0 | 0 |
| 9/23 | at Was. | W | 1/1 | 10 | 8 | 2 | 0.0 | 0.0 | 0 | 0 | - | 0 | 0 | 0 | 0 | 0 |
| 9/30 | at Jac. | W | 1/1 | 5 | 5 | 0 | 0.0 | 0.0 | 0 | 0 | - | 0 | 0 | 0 | 0 | 0 |
| 10/7 | Mia. | L | 1/1 | 10 | 6 | 4 | 0.0 | 0.0 | 0 | 0 | - | 0 | 0 | 0 | 0 | 0 |
| 10/14 | at Cle. | L | 1/1 | 9 | 5 | 4 | 0.0 | 0.0 | 0 | 0 | - | 0 | 0 | 1 | 0 | 0 |
| 10/21 | Pit. | L | 1/1 | 6 | 3 | 3 | 0.0 | 0.0 | 0 | 0 | - | 0 | 1 | 0 | 0 | 0 |
| 11/4 | Den. | L | 1/1 | 5 | 3 | 2 | 0.0 | 0.0 | 0 | 0 | - | 0 | 1 | 0 | 0 | 0 |
| 11/11 | NYG | W | | (INACTIVE - HAMSTRING) | | | | | | | | | | | | |
| 11/18 | at KC | W | | (INACTIVE - HAMSTRING) | | | | | | | | | | | | |
| 11/25 | Oak. | W | 1/1 | 6 | 4 | 2 | 0.0 | 0.0 | 0 | 0 | - | 0 | 1 | 0 | 0 | 0 |
| 12/2 | at SD | W | 1/1 | 6 | 4 | 2 | 0.0 | 0.0 | 1 | 0 | 0 | 0 | 1 | 0 | 0 | 0 |
| 12/9 | Dal. | L | 1/1 | 5 | 3 | 2 | 1.0 | 8.0 | 1 | 0 | 0 | 0 | 1 | 0 | 0 | 0 |
| 12/13 | at Phi. | W | 1/1 | 2 | 1 | 1 | 0.0 | 0.0 | 0 | 0 | - | 0 | 0 | 1 | 0 | 0 |
| 12/23 | at Pit. | W | 1/1 | 2 | 2 | 0 | 0.0 | 0.0 | 1 | 10 | 10 | 0 | 2 | 0 | 0 | 0 |
| 12/30 | Bal. | W | 1/1 | 5 | 4 | 1 | 0.0 | 0.0 | 0 | 0 | - | 0 | 1 | 0 | 0 | 0 |
| Totals | | | 14/14 | 84 | 58 | 26 | 1.0 | 8.0 | 3 | 10 | 10 | 0 | 9 | 2 | 0 | 0 |
| POSTSEASON | | | | | | | | | | | | | | | | |
| 1/5/13 | at Hou. | L | 1/1 | 10 | 9 | 1 | 0.0 | 0.0 | 0 | 0 | - | 0 | 0 | 0 | 0 | 0 |

NELSON

REGGIE NELSON GAME-BY-GAME

2011, CINCINNATI (9-7)

| Date | Opp. | W/L | GP/GS | TACKLES | | | | | Yds. | INTERCEPTIONS | | | | | FUMBLES | | |
|---------------|---------|-----|--------------|------------|-----------|-----------|------------|-------------|------|---------------|------------|------------|----------|----------|----------|----------|----------|
| | | | | Total | Solo | Asst. | Sacks | | | No. | Yds. | Lg. | TD | PD | FF | FR | Yds. |
| 9/11 | at Cle. | L | 1/1 | 9 | 6 | 3 | 1.0 | 8.0 | | 0 | 0 | - | 0 | 1 | 0 | 0 | 0 |
| 9/18 | at Den. | W | 1/1 | 8 | 4 | 4 | 0.0 | 0.0 | | 0 | 0 | - | 0 | 0 | 1 | 0 | 0 |
| 9/25 | SF | W | 1/1 | 13 | 7 | 6 | 0.0 | 0.0 | | 0 | 0 | - | 0 | 0 | 0 | 0 | 0 |
| 10/2 | Buf. | L | 1/1 | 7 | 6 | 1 | 0.0 | 0.0 | | 0 | 0 | - | 0 | 0 | 0 | 0 | 0 |
| 10/9 | at Jac. | L | 1/1 | 3 | 3 | 0 | 0.0 | 0.0 | | 0 | 0 | - | 0 | 1 | 0 | 0 | 0 |
| 10/16 | Ind. | W | 1/1 | 8 | 3 | 5 | 0.0 | 0.0 | | 0 | 0 | - | 0 | 0 | 1 | 0 | 0 |
| 10/30 | at Sea. | W | 1/1 | 6 | 5 | 1 | 0.0 | 0.0 | | 1 | 75 | 75t | 1 | 1 | 0 | 0 | 0 |
| 11/6 | at Ten. | L | 1/1 | 6 | 3 | 3 | 0.0 | 0.0 | | 0 | 0 | - | 0 | 0 | 0 | 0 | 0 |
| 11/13 | Pit. | L | 1/1 | 5 | 3 | 2 | 0.0 | 0.0 | | 0 | 0 | - | 0 | 1 | 0 | 0 | 0 |
| 11/20 | at Bal. | L | 1/1 | 3 | 2 | 1 | 0.0 | 0.0 | | 0 | 0 | - | 0 | 0 | 0 | 0 | 0 |
| 11/27 | Cle. | W | 1/1 | 5 | 2 | 3 | 0.0 | 0.0 | | 1 | 0 | 0 | 0 | 1 | 0 | 0 | 0 |
| 12/4 | at Pit. | L | 1/1 | 7 | 1 | 6 | 0.0 | 0.0 | | 0 | 0 | - | 0 | 0 | 0 | 0 | 0 |
| 12/11 | Hou. | W | 1/1 | 10 | 6 | 4 | 0.0 | 0.0 | | 1 | 23 | 23 | 0 | 2 | 0 | 0 | 0 |
| 12/18 | at StL. | L | 1/1 | 3 | 1 | 2 | 0.0 | 0.0 | | 0 | 0 | - | 0 | 0 | 0 | 0 | 0 |
| 12/24 | Ari. | W | 1/1 | 6 | 5 | 1 | 1.0 | 8.0 | | 1 | 17 | 17 | 0 | 1 | 0 | 0 | 0 |
| 1/1/12 | Bal. | L | 1/1 | 3 | 1 | 2 | 0.0 | 0.0 | | 0 | 0 | - | 0 | 0 | 0 | 0 | 0 |
| Totals | | | 16/16 | 102 | 58 | 44 | 2.0 | 16.0 | | 4 | 115 | 75t | 1 | 8 | 2 | 0 | 0 |

POSTSEASON

| | | | | | | | | | | | | | | | | | |
|--------|---------|---|-----|---|---|---|-----|-----|--|---|---|---|---|---|---|---|---|
| 1/7/12 | at Hou. | W | 1/1 | 6 | 4 | 2 | 1.0 | 7.0 | | 0 | 0 | - | 0 | 0 | 0 | 0 | 0 |
|--------|---------|---|-----|---|---|---|-----|-----|--|---|---|---|---|---|---|---|---|

2010, CINCINNATI (4-12)

| Date | Opp. | W/L | GP/GS | TACKLES | | | | | Yds. | INTERCEPTIONS | | | | | FUMBLES | | |
|---------------|---------|-----|-------------|-----------|-----------|-----------|------------|------------|------|---------------|-----------|-----------|----------|----------|----------|----------|----------|
| | | | | Total | Solo | Asst. | Sacks | | | No. | Yds. | Lg. | TD | PD | FF | FR | Yds. |
| 9/12 | at NE | L | 1/0 | 0 | 0 | 0 | 0.0 | 0.0 | | 0 | 0 | - | 0 | 0 | 0 | 0 | 0 |
| 9/19 | Bal. | W | 1/0 | 0 | 0 | 0 | 0.0 | 0.0 | | 0 | 0 | - | 0 | 0 | 0 | 0 | 0 |
| 9/26 | at Car. | W | 1/0 | 0 | 0 | 0 | 0.0 | 0.0 | | 0 | 0 | - | 0 | 0 | 0 | 0 | 0 |
| 10/3 | at Cle. | L | 1/0 | 0 | 0 | 0 | 0.0 | 0.0 | | 0 | 0 | - | 0 | 0 | 0 | 0 | 0 |
| 10/10 | TB | L | 1/0 | 0 | 0 | 0 | 0.0 | 0.0 | | 0 | 0 | - | 0 | 0 | 0 | 0 | 0 |
| 10/24 | at Atl. | L | 1/0 | 2 | 1 | 1 | 0.0 | 0.0 | | 0 | 0 | - | 0 | 0 | 0 | 0 | 0 |
| 10/31 | Mia. | L | 1/1 | 5 | 4 | 1 | 0.0 | 0.0 | | 0 | 0 | - | 0 | 0 | 0 | 0 | 0 |
| 11/8 | Pit. | L | 1/0 | 0 | 0 | 0 | 0.0 | 0.0 | | 0 | 0 | - | 0 | 0 | 0 | 0 | 0 |
| 11/14 | at Ind. | L | 1/0 | 6 | 2 | 4 | 0.0 | 0.0 | | 0 | 0 | - | 0 | 0 | 0 | 0 | 0 |
| 11/21 | Buf. | L | 1/0 | 5 | 4 | 1 | 0.0 | 0.0 | | 0 | 0 | - | 0 | 3 | 0 | 0 | 0 |
| 11/25 | at NYJ | L | 1/1 | 7 | 5 | 2 | 0.0 | 0.0 | | 0 | 0 | - | 0 | 0 | 0 | 0 | 0 |
| 12/5 | NO | L | 1/1 | 3 | 2 | 1 | 0.0 | 0.0 | | 1 | 7 | 7 | 0 | 1 | 0 | 0 | 0 |
| 12/12 | at Pit. | L | 1/0 | 5 | 5 | 0 | 0.0 | 0.0 | | 0 | 0 | - | 0 | 0 | 0 | 0 | 0 |
| 12/19 | Cle. | W | 1/1 | 7 | 4 | 3 | 0.0 | 0.0 | | 0 | 0 | - | 0 | 0 | 0 | 0 | 0 |
| 12/26 | SD | W | 1/1 | 7 | 4 | 3 | 0.0 | 0.0 | | 0 | 0 | - | 0 | 1 | 1 | 0 | 0 |
| 1/2/11 | at Bal. | L | 1/1 | 4 | 4 | 0 | 0.0 | 0.0 | | 1 | 56 | 56 | 0 | 2 | 1 | 0 | 0 |
| Totals | | | 16/6 | 51 | 35 | 16 | 0.0 | 0.0 | | 2 | 63 | 56 | 0 | 7 | 2 | 0 | 0 |

2009, JACKSONVILLE (7-9)

| Date | Opp. | W/L | GP/GS | TACKLES | | | | | Yds. | INTERCEPTIONS | | | | | FUMBLES | | |
|---------------|---------|-----|--------------|-----------|-----------|----------|------------|------------|------|---------------|----------|----------|----------|----------|----------|----------|----------|
| | | | | Total | Solo | Asst. | Sacks | | | No. | Yds. | Lg. | TD | PD | FF | FR | Yds. |
| 9/13 | at Ind. | L | 1/1 | 7 | 6 | 1 | 0.0 | 0.0 | | 0 | 0 | - | 0 | 0 | 0 | 0 | 0 |
| 9/20 | Ari. | L | 1/1 | 6 | 6 | 0 | 0.0 | 0.0 | | 0 | 0 | - | 0 | 0 | 0 | 0 | 0 |
| 9/27 | at Hou. | W | 1/1 | 5 | 4 | 1 | 0.0 | 0.0 | | 0 | 0 | - | 0 | 0 | 0 | 0 | 0 |
| 10/4 | Ten. | W | 1/1 | 6 | 6 | 0 | 0.0 | 0.0 | | 0 | 0 | - | 0 | 0 | 0 | 0 | 0 |
| 10/11 | at Sea. | L | 1/1 | 1 | 1 | 0 | 0.0 | 0.0 | | 0 | 0 | - | 0 | 0 | 0 | 0 | 0 |
| 10/18 | StL. | W | 1/1 | 6 | 5 | 1 | 0.0 | 0.0 | | 0 | 0 | - | 0 | 0 | 0 | 0 | 0 |
| 11/1 | at Ten. | L | 1/1 | 7 | 7 | 0 | 0.0 | 0.0 | | 0 | 0 | - | 0 | 0 | 0 | 0 | 0 |
| 11/8 | KC | W | 1/1 | 2 | 2 | 0 | 0.0 | 0.0 | | 0 | 0 | - | 0 | 0 | 0 | 0 | 0 |
| 11/15 | at NYJ | W | 1/1 | 3 | 3 | 0 | 0.0 | 0.0 | | 0 | 0 | - | 0 | 0 | 0 | 0 | 0 |
| 11/22 | Buf. | W | 1/1 | 4 | 3 | 1 | 0.0 | 0.0 | | 0 | 0 | - | 0 | 0 | 0 | 0 | 0 |
| 11/29 | at SF | L | 1/1 | 6 | 6 | 0 | 0.0 | 0.0 | | 0 | 0 | - | 0 | 0 | 0 | 0 | 0 |
| 12/6 | Hou. | W | 1/1 | 2 | 2 | 0 | 0.0 | 0.0 | | 0 | 0 | - | 0 | 0 | 0 | 0 | 0 |
| 12/13 | Mia. | L | 1/1 | 5 | 4 | 1 | 0.0 | 0.0 | | 0 | 0 | - | 0 | 0 | 0 | 0 | 0 |
| 12/17 | Ind. | L | 1/1 | 5 | 4 | 1 | 0.0 | 0.0 | | 0 | 0 | - | 0 | 1 | 0 | 1 | 0 |
| 12/27 | at NE | L | 1/0 | 4 | 4 | 0 | 0.0 | 0.0 | | 0 | 0 | - | 0 | 0 | 0 | 0 | 0 |
| 1/3/10 | at Cle. | L | 1/0 | 0 | 0 | 0 | 0.0 | 0.0 | | 0 | 0 | - | 0 | 0 | 0 | 0 | 0 |
| Totals | | | 16/14 | 69 | 63 | 6 | 0.0 | 0.0 | | 0 | 0 | - | 0 | 1 | 0 | 1 | 0 |

NELSON


REGGIE NELSON GAME-BY-GAME

2008, JACKSONVILLE (5-11)

| Date | Opp. | W/L | GP/GS | TACKLES | | | | | Yds. | INTERCEPTIONS | | | | | FUMBLES | | |
|---------------|---------|-----|--------------|-----------|-----------|----------|------------|------------|----------|---------------|----------|----------|----------|----------|----------|----------|----------|
| | | | | Total | Solo | Asst. | Sacks | | | No. | Yds. | Lg. | TD | PD | FF | FR | Yds. |
| 9/7 | at Ten. | L | 1/1 | 4 | 4 | 0 | 0.0 | 0.0 | 0 | 0 | - | 0 | 0 | 0 | 0 | 0 | 0 |
| 9/14 | Buf. | L | 1/1 | 3 | 3 | 0 | 0.0 | 0.0 | 0 | 0 | - | 0 | 0 | 0 | 0 | 0 | 0 |
| 9/21 | at Ind. | W | 1/1 | 4 | 4 | 0 | 0.0 | 0.0 | 0 | 0 | - | 0 | 0 | 0 | 0 | 0 | 0 |
| 9/28 | Hou. | W | | | | | | | | | | | | | | | |
| 10/5 | Pit. | L | | | | | | | | | | | | | | | |
| 10/12 | at Den. | W | | | | | | | | | | | | | | | |
| 10/26 | Cle. | L | 1/1 | 5 | 5 | 0 | 0.0 | 0.0 | 0 | 0 | - | 0 | 0 | 0 | 0 | 0 | 0 |
| 11/2 | at Cin. | L | 1/1 | 6 | 6 | 0 | 0.0 | 0.0 | 0 | 0 | - | 0 | 0 | 0 | 0 | 0 | 0 |
| 11/9 | at Det. | W | 1/1 | 1 | 1 | 0 | 0.0 | 0.0 | 0 | 0 | - | 0 | 0 | 0 | 0 | 0 | 0 |
| 11/16 | Ten. | L | 1/1 | 1 | 1 | 0 | 0.0 | 0.0 | 1 | 0 | 0 | 0 | 1 | 0 | 0 | 0 | 0 |
| 11/23 | Min. | L | 1/1 | 6 | 5 | 1 | 0.0 | 0.0 | 0 | 0 | - | 0 | 0 | 0 | 0 | 0 | 0 |
| 12/1 | at Hou. | L | 1/1 | 4 | 2 | 2 | 0.0 | 0.0 | 0 | 0 | - | 0 | 0 | 0 | 0 | 0 | 0 |
| 12/7 | at Chi. | L | 1/1 | 1 | 1 | 0 | 0.0 | 0.0 | 0 | 0 | - | 0 | 0 | 0 | 0 | 0 | 0 |
| 12/14 | GB | W | 1/1 | 5 | 5 | 0 | 0.0 | 0.0 | 1 | 0 | 0 | 0 | 1 | 0 | 0 | 0 | 0 |
| 12/18 | Ind. | L | 1/1 | 7 | 5 | 2 | 0.0 | 0.0 | 0 | 0 | - | 0 | 1 | 0 | 0 | 0 | 0 |
| 12/28 | at Bal. | L | 1/1 | 5 | 4 | 1 | 0.0 | 0.0 | 0 | 0 | - | 0 | 0 | 0 | 0 | 0 | 0 |
| Totals | | | 13/13 | 52 | 46 | 6 | 0.0 | 0.0 | 2 | 0 | 0 | 0 | 3 | 0 | 0 | 0 | 0 |

2007, JACKSONVILLE (11-5)

| Date | Opp. | W/L | GP/GS | TACKLES | | | | | Yds. | INTERCEPTIONS | | | | | FUMBLES | | |
|-------------------|---------|-----|--------------|-----------|-----------|----------|------------|------------|----------|---------------|-----------|----------|----------|----------|----------|----------|----------|
| | | | | Total | Solo | Asst. | Sacks | | | No. | Yds. | Lg. | TD | PD | FF | FR | Yds. |
| 9/9 | Ten. | L | 1/0 | 7 | 7 | 0 | 1.0 | 6.0 | 0 | 0 | - | 0 | 0 | 0 | 1 | 0 | 0 |
| 9/16 | Atl. | W | 1/1 | 1 | 1 | 0 | 0.0 | 0.0 | 0 | 0 | - | 0 | 0 | 0 | 0 | 0 | 0 |
| 9/23 | at Den. | W | 1/1 | 2 | 1 | 1 | 0.0 | 0.0 | 0 | 0 | - | 0 | 0 | 0 | 0 | 0 | 0 |
| 10/7 | at KC | W | 1/1 | 1 | 1 | 0 | 0.0 | 0.0 | 1 | 0 | 0 | 0 | 1 | 0 | 0 | 0 | 0 |
| 10/14 | Hou. | W | 1/1 | 4 | 4 | 0 | 0.0 | 0.0 | 0 | 0 | - | 0 | 0 | 0 | 0 | 0 | 0 |
| 10/22 | Ind. | L | 1/1 | 4 | 4 | 0 | 0.0 | 0.0 | 0 | 0 | - | 0 | 0 | 0 | 0 | 0 | 0 |
| 10/28 | at TB | W | 1/1 | 5 | 5 | 0 | 0.0 | 0.0 | 1 | 3 | 3 | 0 | 1 | 0 | 0 | 0 | 0 |
| 11/4 | at NO | L | 1/1 | 10 | 10 | 0 | 0.0 | 0.0 | 0 | 0 | - | 0 | 2 | 0 | 0 | 0 | 0 |
| 11/11 | at Ten. | W | 1/1 | 4 | 3 | 1 | 0.0 | 0.0 | 0 | 0 | - | 0 | 0 | 0 | 0 | 0 | 0 |
| 11/18 | SD | W | 1/1 | 5 | 5 | 0 | 0.0 | 0.0 | 1 | 34 | 34 | 0 | 1 | 0 | 0 | 0 | 0 |
| 11/25 | Buf. | W | 1/1 | 1 | 1 | 0 | 0.0 | 0.0 | 0 | 0 | - | 0 | 0 | 0 | 0 | 0 | 0 |
| 12/2 | at Ind. | L | 1/1 | 1 | 1 | 0 | 0.0 | 0.0 | 1 | 37 | 37 | 0 | 1 | 0 | 0 | 0 | 0 |
| 12/9 | Car. | W | 1/1 | 2 | 1 | 1 | 0.0 | 0.0 | 0 | 0 | - | 0 | 0 | 0 | 0 | 0 | 0 |
| 12/16 | at Pit. | W | 1/1 | 5 | 5 | 0 | 0.0 | 0.0 | 0 | 0 | - | 0 | 0 | 0 | 0 | 0 | 0 |
| 12/23 | Oak. | W | 1/1 | 3 | 1 | 2 | 0.0 | 0.0 | 1 | 2 | 2 | 0 | 3 | 0 | 0 | 0 | 0 |
| 12/30 | at Hou. | L | 1/1 | 2 | 2 | 0 | 0.0 | 0.0 | 0 | 0 | - | 0 | 0 | 0 | 0 | 0 | 0 |
| Totals | | | 16/15 | 57 | 52 | 5 | 1.0 | 6.0 | 5 | 76 | 37 | 0 | 9 | 1 | 0 | 0 | 0 |
| POSTSEASON | | | | | | | | | | | | | | | | | |
| 1/5/08 | at Pit. | W | 1/1 | 3 | 3 | 0 | 0.0 | 0.0 | 0 | 0 | - | 0 | 0 | 0 | 0 | 0 | 0 |
| 1/12/08 | at NE | L | 1/1 | 6 | 4 | 2 | 0.0 | 0.0 | 0 | 0 | - | 0 | 0 | 0 | 0 | 0 | 0 |
| Totals | | | 2/2 | 9 | 7 | 2 | 0.0 | 0.0 | 0 | 0 | - | 0 | 0 | 0 | 0 | 0 | 0 |



JAMIZE OLAWALE

FULLBACK/RUNNING BACK | NORTH TEXAS | 6-1 | 240
ACQUIRED: FA-'12 | NFL EXP: 4 | RAIDERS EXP: 4
HOMETOWN: LONG BEACH, CALIF. | BORN: 04/17/89

49

TRANSACTIONS: Signed by Dallas Cowboys as an undrafted free agent, May 14, 2012...Waived by Cowboys, Aug. 31, 2012...Re-signed by Cowboys to practice squad, Sept. 1, 2012...Signed by Oakland Raiders from Cowboys practice squad, Dec. 4, 2012...Re-signed by Raiders as an exclusive rights free agent, March 5, 2014...Re-signed by Raiders as an exclusive rights free agent, April 8, 2015.

CAREER: Versatile back enters his fourth training camp with the Raiders and his fifth NFL season...Key contributor on all special teams units...Played in all 16 games in 2013, 2014 and 2015...Posted best offensive season in 2015 with 24 carries for 110 yards (4.6 avg.) with one TD and nine receptions for 84 yards (9.3 avg.)...Signed by the Raiders off the Cowboys' practice squad late in 2012...Originally entered the NFL as an undrafted free agent with Dallas...Career totals include 49 games played, with four starts, 29 rushes for 116 yards (4.0 avg.) with one TD, and 21 receptions for 165 yards (7.9 avg.) and two TDs.

AT A GLANCE

- Appeared in 46 games from 2013-15 for the Raiders, playing a major role on offense and special teams.
- Posted best offensive season in 2015, recording 24 carries for 110 yards with one TD.
- Played wide receiver at North Texas before switching to the offensive backfield in the NFL.
- Prepped at three different high schools, including De La Salle in Concord, Calif. and St. Ignatius Prep in San Francisco.

2015: Versatile running back and fullback played in 14 games with three starts in his fourth NFL season...Recorded most productive offensive season to date, setting new career highs in rushing attempts (24), rushing yards (110), rushing TDs (one), receptions (nine) and receiving yards (84)...Also led the team in special teams tackles with 10 tackles...(9/13) vs. Cin.: Saw action as an offensive reserve and was a key contributor on special teams...Recorded a then-career-long rush for six yards...Added a career-high three receptions for 19 yards...(10/4) at Chi.: Returned to action after missing the previous two games with an ankle injury, seeing extensive action on special teams and contributing on seven offensive snaps...Rushed the ball once for -1 yards...Also credited with one special teams tackle...(10/11) vs. Den.: Set a single-game high with six rushing attempts...Also appeared on special teams...(10/25) at SD: Earned second career start, his first of the season, in the win...Rushed two times for four yards (2.0 avg.)...Delivered a key block on RB Latavius Murray's 24-yard rush in the third quarter...(11/8) at Pit.: Scored first rushing TD of his career on a career-long 19-yard rush in the fourth quarter, his only carry of the game...(11/15) vs. Min.: Rushed five times for 24 yards (4.8 avg.) with a 10-yard long and added three receptions for 35 yards (11.7 avg.) with a 14-yard long...Set new single-game highs for rushing yards and receiving yards...(11/22) at Det.: Earned the start and rushed for 12 yards on four carries (3.0 avg.)...On the Raiders' first offensive play, hauled in lone reception of the game for a season-long 15-yard gain...Set new career high for receiving yards, surpassing his 2013 total (63 yards)...Also contributed one special teams tackle...(11/29) at Ten.: Contributed 17 rushing yards on two attempts (8.5 avg.)...(12/6) vs. KC: Totaled 16 rushing yards on two carries, including a 13-yard rush...Also caught one pass for one yard...(1/3/16) at KC: Earned third start of the season, catching a 14-yard pass on the Raiders' first offensive play of the game.

2014: Contributed on offense and special teams in all 16 games...Finished with five receptions for 18 yards (3.6 avg.) and two TDs...Caught 1-yard TD passes from QB Derek Carr in each of the season's final two contests...Added seven solo tackles on special teams...Also contributed a forced fumble on special teams...(9/7) at NYJ: Played in the season opener against the Jets, seeing action primarily on special teams...(9/14) vs. Hou.: Saw action at fullback and on special teams in the home opener...(9/21) at NE:

Caught his first pass of the season, a 4-yard reception from Carr...Saw significant action on special teams...(9/28) vs. Mia.: Made first rushing attempt of the season for no gain...(10/12) vs. SD: Played 10 snaps on offense and saw action on special teams...Caught one pass for five yards...(10/19) vs. Ari.: Saw most extensive action of the season with FB Marcel Reece inactive due to injury...Caught one pass for a 7-yard gain...(10/26) at Cle.: Returned to his reserve role supporting Reece...Rushed one time for no gain...Forced a fumble on special teams...(11/2) at Sea.: Saw extensive action on special teams and played six snaps on offense...(11/20) vs. KC: Saw action on offense and special teams...Served as the lead blocker during much of the Raiders' game-winning drive, helping Reece total 30 rushing yards on the team's go-ahead possession...(11/30) at StL.: Played primarily on special teams, seeing two snaps on offense...(12/14) at KC: Saw limited action on offense and contributed on special teams...Notched one special teams tackle...(12/21) vs. Buf.: Recorded his first career TD on a 1-yard pass from Carr in the fourth quarter, giving the Raiders a two-possession lead with less than three minutes remaining in the game...Contributed one special teams tackle...(12/28) at Den.: In the third quarter, caught a 1-yard TD pass for the second straight game and the second score of his career.

2013: Saw action in 16 games, primarily on special teams...Spelled FB Marcel Reece at fullback, making seven catches for 63 yards...Finished third on the team with eight special teams tackles...(9/8) at Ind.: Saw action at fullback and on special teams...(9/29) vs. Was.: Served as the team's primary fullback when Reece left the game with a knee injury and did not return...Rushed once for four yards and hauled in one pass for 11 yards...Both the carry and reception he totaled in the game were career firsts...(10/6) vs.



OLAWALE

SD: Caught two passes for a career-high 15 yards during his action at fullback...(11/24) vs. **Ten.**: Saw action at fullback and on special teams...Posted two catches for 27 yards, including a 25-yarder in the second quarter to set up a Raiders FG...(12/8) at **NYJ**: Made his first career start at fullback as Reece moved to running back...Hauled in two catches for 10 yards.

2012 (with Dal. and Oak.): Played in three games...Signed to the 53-man roster from the Dallas Cowboys' practice squad on Dec. 4...(12/16) vs. **KC**: Made his NFL debut on the opening kickoff, then played several snaps as a fullback.

COLLEGE: Played two years at North Texas, seeing action in 19 games as a wide receiver...Recorded eight receptions for 88 yards...As a senior, caught two passes for nine yards, while helping team rush for 1,829 yards...As a junior, played in 11 games and totaled six catches for 79 yards...Played two seasons at El Camino Junior College, the same school that Raiders FB Marcel Reece attended, in Torrance, Calif. ...As a sophomore, had 11 catches for 276 yards and three TDs, including an 80-yard grab, helping the team to a conference title...As a freshman, totaled four receptions for 59 yards in four games.

PERSONAL: Attended three total high schools in Northern and Southern California...Finished as a standout performer at Long Beach (Calif.) Poly High School...Also prepped at De La Salle High School in Concord, Calif., and St. Ignatius Prep in San Francisco...Brother, Millicent, played at De La Salle High School and started at quarterback for Columbia...Father, Benjamin, was an athlete at the University of San Francisco...Visited the Oakland Children's Hospital in April 2013 and attended various hospital visits and Play 60 events throughout 2013...Volunteered time at the Alameda County Food Bank – Fruitvale in 2014.

ADDITIONAL STATISTICS: Special teams tackles – 8 in 2013, 7 in 2014, 10 in 2015; NFL totals: 25.

SINGLE-GAME HIGHS: RUSHING: Attempts – 6, 10/11/15 vs. Den. Yards – 24, 11/15/15 vs. Min. Long – 19t, 11/8/15 at Pit. Touchdowns – 1, 11/8/15 at Pit. RECEIVING: Receptions – 3, two times; last: 11/15/15 vs. Min. Yards – 35, 11/15/15 vs. Min. Long – 25, 11/24/13 vs. Ten. Touchdowns – 1, two times; last: 12/28/14 at Den.

JAMIZE OLAWALE'S CAREER STATISTICS

| DANIEL F. RAYMOND - OAKLAND RAIDERS | | | | | | | | | | | | | | |
|-------------------------------------|-----------|----|----|---------|-----|------|-----|----|-----------|------|------|-----|----|---------------|
| Year | Team | GP | GS | RUSHING | | | | | RECEIVING | | | | | TOTAL OFFENSE |
| | | | | Att. | Yds | Avg. | Lg. | TD | Rec. | Yds. | Avg. | Lg. | TD | |
| 2012 | Dal./Oak. | 3 | 0 | 0 | 0 | - | - | 0 | 0 | 0 | - | - | 0 | 0 |
| 2013 | Oakland | 16 | 1 | 3 | 6 | 2.0 | 4 | 0 | 7 | 63 | 9.0 | 25 | 0 | 69 |
| 2014 | Oakland | 16 | 0 | 2 | 0 | 0.0 | 0 | 0 | 5 | 18 | 3.6 | 7 | 2 | 18 |
| 2015 | Oakland | 14 | 3 | 24 | 110 | 4.6 | 19t | 1 | 9 | 84 | 9.3 | 15 | 0 | 194 |
| Totals | | 49 | 4 | 29 | 116 | 4.0 | 19t | 1 | 21 | 165 | 7.9 | 25 | 2 | 281 |

JAMIZE OLAWALE GAME-BY-GAME

2015, OAKLAND (7-9)

| RUSHING | | | | | | | | | RECEIVING | | | | | TOTAL |
|---------|---------|-----|-------|--------------------|------|------|-----|----|-----------|------|------|-----|----|---------|
| Date | Opp. | W/L | GP/GS | Att. | Yds. | Avg. | Lg. | TD | Rec. | Yds. | Avg. | Lg. | TD | OFFENSE |
| 9/13 | Cin. | L | 1/0 | 1 | 6 | 6.0 | 6 | 0 | 3 | 19 | 6.3 | 11 | 0 | 25 |
| 9/20 | Bal. | W | | (INACTIVE - ANKLE) | | | | | | | | | | |
| 9/27 | at Cle. | W | | (INACTIVE - ANKLE) | | | | | | | | | | |
| 10/4 | at Chi. | L | 1/0 | 1 | -1 | -1.0 | -1 | 0 | 0 | 0 | - | - | 0 | -1 |
| 10/11 | Den. | L | 1/0 | 6 | 13 | 2.2 | 5 | 0 | 0 | 0 | - | - | 0 | 13 |
| 10/25 | at SD | W | 1/1 | 2 | 4 | 2.0 | 3 | 0 | 0 | 0 | - | - | 0 | 4 |
| 11/1 | NYJ | W | 1/0 | 0 | 0 | - | - | 0 | 0 | 0 | - | - | 0 | 0 |
| 11/8 | at Pit. | L | 1/0 | 1 | 19 | 19.0 | 19t | 1 | 0 | 0 | - | - | 0 | 19 |
| 11/15 | Min. | L | 1/0 | 5 | 24 | 4.8 | 10 | 0 | 3 | 35 | 11.7 | 14 | 0 | 59 |
| 11/22 | at Det. | L | 1/1 | 4 | 12 | 3.0 | 6 | 0 | 1 | 15 | 15.0 | 15 | 0 | 27 |
| 11/29 | at Ten. | W | 1/0 | 2 | 17 | 8.5 | 10 | 0 | 0 | 0 | - | - | 0 | 17 |
| 12/6 | KC | L | 1/0 | 2 | 16 | 8.0 | 13 | 0 | 1 | 1 | 1.0 | 1 | 0 | 17 |
| 12/13 | at Den. | W | 1/0 | 0 | 0 | - | - | 0 | 0 | 0 | - | - | 0 | 0 |
| 12/20 | GB | L | 1/0 | 0 | 0 | - | - | 0 | 0 | 0 | - | - | 0 | 0 |
| 12/24 | SD | W | 1/0 | 0 | 0 | - | - | 0 | 0 | 0 | - | - | 0 | 0 |
| 1/3/16 | at KC | L | 1/1 | 0 | 0 | - | - | 0 | 1 | 14 | 14.0 | 14 | 0 | 14 |
| Totals | | | 14/3 | 24 | 110 | 4.6 | 19t | 1 | 9 | 84 | 9.3 | 15 | 0 | 194 |

OLAWALE

JAMIZE OLAWALE GAME-BY-GAME

2014, OAKLAND (3-13)

| Date | Opp. | W/L | GP/GS | RUSHING | | | | | RECEIVING | | | | | TOTAL OFFENSE |
|---------------|---------|-----|-------------|----------|----------|------------|----------|----------|-----------|-----------|------------|----------|----------|------------------|
| | | | | Att. | Yds. | Avg. | Lg. | TD | Rec. | Yds. | Avg. | Lg. | TD | |
| 9/7 | at NYJ | L | 1/0 | 0 | 0 | - | - | 0 | 0 | 0 | - | - | 0 | 0 |
| 9/14 | Hou. | L | 1/0 | 0 | 0 | - | - | 0 | 0 | 0 | - | - | 0 | 0 |
| 9/21 | at NE | L | 1/0 | 0 | 0 | - | - | 0 | 1 | 4 | 4.0 | 4 | 0 | 4 |
| 9/28 | Mia. | L | 1/0 | 1 | 0 | 0.0 | 0 | 0 | 0 | 0 | - | - | 0 | 0 |
| 10/12 | SD | L | 1/0 | 0 | 0 | - | - | 0 | 1 | 5 | 5.0 | 5 | 0 | 5 |
| 10/19 | Ari. | L | 1/0 | 0 | 0 | - | - | 0 | 1 | 7 | 7.0 | 7 | 0 | 7 |
| 10/26 | at Cle. | L | 1/0 | 1 | 0 | 0.0 | 0 | 0 | 0 | 0 | - | - | 0 | 0 |
| 11/2 | at Sea. | L | 1/0 | 0 | 0 | - | - | 0 | 0 | 0 | - | - | 0 | 0 |
| 11/9 | Den. | L | 1/0 | 0 | 0 | - | - | 0 | 0 | 0 | - | - | 0 | 0 |
| 11/16 | at SD | L | 1/0 | 0 | 0 | - | - | 0 | 0 | 0 | - | - | 0 | 0 |
| 11/20 | KC | W | 1/0 | 0 | 0 | - | - | 0 | 0 | 0 | - | - | 0 | 0 |
| 11/30 | at StL. | L | 1/0 | 0 | 0 | - | - | 0 | 0 | 0 | - | - | 0 | 0 |
| 12/7 | SF | W | 1/0 | 0 | 0 | - | - | 0 | 0 | 0 | - | - | 0 | 0 |
| 12/14 | at KC | L | 1/0 | 0 | 0 | - | - | 0 | 0 | 0 | - | - | 0 | 0 |
| 12/21 | Buf. | W | 1/0 | 0 | 0 | - | - | 0 | 1 | 1 | 1.0 | 1t | 1 | 1 |
| 12/28 | at Den. | L | 1/0 | 0 | 0 | - | - | 0 | 1 | 1 | 1.0 | 1t | 1 | 1 |
| Totals | | | 16/0 | 2 | 0 | 0.0 | 0 | 0 | 5 | 18 | 3.6 | 7 | 2 | 18 |

2013, OAKLAND (4-12)

| Date | Opp. | W/L | GP/GS | RUSHING | | | | | RECEIVING | | | | | TOTAL OFFENSE |
|---------------|---------|-----|-------------|----------|----------|------------|----------|----------|-----------|-----------|------------|-----------|----------|------------------|
| | | | | Att. | Yds. | Avg. | Lg. | TD | Rec. | Yds. | Avg. | Lg. | TD | |
| 9/8 | at Ind. | L | 1/0 | 0 | 0 | - | - | 0 | 0 | 0 | - | - | 0 | 0 |
| 9/15 | Jac. | W | 1/0 | 0 | 0 | - | - | 0 | 0 | 0 | - | - | 0 | 0 |
| 9/23 | at Den. | L | 1/0 | 0 | 0 | - | - | 0 | 0 | 0 | - | - | 0 | 0 |
| 9/29 | Was. | L | 1/0 | 2 | 4 | 2.0 | 4 | 0 | 1 | 11 | 11.0 | 11 | 0 | 15 |
| 10/6 | SD | W | 1/0 | 0 | 0 | - | - | 0 | 2 | 15 | 7.5 | 11 | 0 | 15 |
| 10/13 | at KC | L | 1/0 | 0 | 0 | - | - | 0 | 0 | 0 | - | - | 0 | 0 |
| 10/27 | Pit. | W | 1/0 | 0 | 0 | - | - | 0 | 0 | 0 | - | - | 0 | 0 |
| 11/3 | Phi. | L | 1/0 | 0 | 0 | - | - | 0 | 0 | 0 | - | - | 0 | 0 |
| 11/10 | at NYG | L | 1/0 | 0 | 0 | - | - | 0 | 0 | 0 | - | - | 0 | 0 |
| 11/17 | at Hou. | W | 1/0 | 0 | 0 | - | - | 0 | 0 | 0 | - | - | 0 | 0 |
| 11/24 | Ten. | L | 1/0 | 0 | 0 | - | - | 0 | 2 | 27 | 13.5 | 25 | 0 | 27 |
| 11/28 | at Dal. | L | 1/0 | 0 | 0 | - | - | 0 | 0 | 0 | - | - | 0 | 0 |
| 12/8 | at NYJ | L | 1/1 | 0 | 0 | - | - | 0 | 2 | 10 | 5.0 | 8 | 0 | 12 |
| 12/15 | KC | L | 1/0 | 1 | 2 | 2.0 | 2 | 0 | 0 | 0 | - | - | 0 | 0 |
| 12/22 | at SD | L | 1/0 | 0 | 0 | - | - | 0 | 0 | 0 | - | - | 0 | 0 |
| 12/29 | Den. | L | 1/0 | 0 | 0 | - | - | 0 | 0 | 0 | - | - | 0 | 0 |
| Totals | | | 16/1 | 3 | 6 | 2.0 | 4 | 0 | 7 | 63 | 9.0 | 25 | 0 | 69 |



LEON ORR

DEFENSIVE TACKLE | FLORIDA | 6-5 | 320
ACQUIRED: FA-'15 | NFL EXP.: 1 | RAIDERS EXP.: 1
HOMETOWN: NEW PORT RICHEY, FLA. | BORN: 02/11/92



TRANSACTIONS: Signed by Oakland Raiders as an undrafted free agent, May 8, 2015...
 Waived by Raiders, Sept. 5, 2015...Signed by Raiders to practice squad, Sept. 7, 2015...Signed by
 Raiders to active squad, Dec. 12, 2015

2015: Played in three games after spending the first 12 games of the season on the practice squad...Signed to the active roster on Dec. 12...Recorded five tackles (two solo) and one pass defended...**(12/13) at Den.:** Promoted to the active roster from the practice squad prior to the game...Made NFL debut, seeing action on defense and special teams...Credited with two tackles (one)...**(12/24) vs. SD:** Recorded two tackles (one)...Credited with his first career pass defended...**(1/3/16) at KC:** Assisted on one tackle.

COLLEGE: Played four years at Florida, seeing action in 39 games with 10 starts...Totaled 62 career tackles (31 solo), 4.5 sacks, 13 tackles for loss, one pass defended, two fumble recoveries and one forced fumble...As a senior, played in five games with two starts...Recorded 16 tackles (three), two sacks and one forced fumble...As a junior, played in 12 games with eight starts...Totaled 21 tackles (16) and a career-best 2.5 sacks...Also credited with 4.5 tackles for loss and two fumble recoveries...As a sophomore, saw action in eight games and recorded 15 tackles (eight), 5.5 tackles for loss and one sack...As a redshirt freshman, played in 13 games and posted 10 tackles (four) and one sack...Redshirted as a true freshman.

AT A GLANCE

- Young defensive tackle enters his second season with the Silver and Black.
- Appeared in three games last year after spending the first 12 games of the season on the practice squad, recording five tackles (two solo) and one pass defended.
- Played four years at Florida, seeing action in 39 games with 10 starts, totaling 62 career tackles (31), 4.5 sacks, 13 tackles for loss, one pass defended, two fumble recoveries and one forced fumble.
- As a senior, played in five games with two starts, recording 16 tackles (three), two sacks and one forced fumble.

PERSONAL: Attended Gulf High School in New Port Richey, Fla. ...Four-star prospect and rated No. 8 defensive tackle in the nation by Rivals.com...Also played tight end...Invited to play in the 2010 Under Armour All-American Game, but could not play due to injury...Named to the top-150 Dream Team by PrepStar Magazine.

SINGLE-GAME HIGHS: TACKLES: Total – 2, two times; last 12/24/15 vs. SD. Solo – 1, two times; last 12/24/15 vs. SD. Passes defended – 1, 12/24/15 vs. SD.

LEON ORR'S CAREER STATISTICS

| Year | Team | GP | GS | TACKLES | | | | Yds. | INTERCEPTIONS | | | | | FUMBLES | | |
|--------|---------|----|----|---------|------|-------|-------|------|---------------|------|-----|----|----|---------|----|------|
| | | | | Total | Solo | Asst. | Sacks | | No. | Yds. | Lg. | TD | PD | FF | FR | Yds. |
| 2015 | Oakland | 3 | 0 | 5 | 2 | 3 | 0.0 | 0.0 | 0 | 0 | - | 0 | 1 | 0 | 0 | 0 |
| Totals | | 3 | 0 | 5 | 2 | 3 | 0.0 | 0.0 | 0 | 0 | - | 0 | 1 | 0 | 0 | 0 |

LEON ORR GAME-BY-GAME

2015, OAKLAND (7-9)

| Date | Opp. | W/L | GP/GS | TACKLES | | | | Yds. | INTERCEPTIONS | | | | | FUMBLES | | |
|--------|---------|-----|-------|------------------|------|-------|-------|------|---------------|------|-----|----|----|---------|----|------|
| | | | | Total | Solo | Asst. | Sacks | | No. | Yds. | Lg. | TD | PD | FF | FR | Yds. |
| 9/13 | Cin. | L | | (PRACTICE SQUAD) | | | | | | | | | | | | |
| 9/20 | Bal. | W | | (PRACTICE SQUAD) | | | | | | | | | | | | |
| 9/27 | at Cle. | W | | (PRACTICE SQUAD) | | | | | | | | | | | | |
| 10/4 | at Chi. | L | | (PRACTICE SQUAD) | | | | | | | | | | | | |
| 10/11 | Den. | L | | (PRACTICE SQUAD) | | | | | | | | | | | | |
| 10/25 | at SD | W | | (PRACTICE SQUAD) | | | | | | | | | | | | |
| 11/1 | NYJ | W | | (PRACTICE SQUAD) | | | | | | | | | | | | |
| 11/8 | at Pit. | L | | (PRACTICE SQUAD) | | | | | | | | | | | | |
| 11/15 | Min. | L | | (PRACTICE SQUAD) | | | | | | | | | | | | |
| 11/22 | at Det. | L | | (PRACTICE SQUAD) | | | | | | | | | | | | |
| 11/29 | at Ten. | W | | (PRACTICE SQUAD) | | | | | | | | | | | | |
| 12/6 | KC | L | | (PRACTICE SQUAD) | | | | | | | | | | | | |
| 12/13 | at Den. | W | 1/0 | 2 | 1 | 1 | 0.0 | 0.0 | 0 | 0 | - | 0 | 0 | 0 | 0 | 0 |
| 12/20 | GB | L | | (INACTIVE) | | | | | | | | | | | | |
| 12/24 | SD | W | 1/0 | 2 | 1 | 1 | 0.0 | 0.0 | 0 | 0 | | 0 | 1 | 0 | 0 | 0 |
| 1/3/16 | at KC | L | 1/0 | 1 | 0 | 1 | 0.0 | 0.0 | 0 | 0 | | 0 | 0 | 0 | 0 | 0 |
| Totals | | | 3/0 | 5 | 2 | 3 | 0.0 | 0.0 | 0 | 0 | - | 0 | 1 | 0 | 0 | 0 |



KELECHI OSEMELE

GUARD/TACKLE | IOWA STATE | 6-5 | 330
ACQUIRED: UFA-'16 (Bal.) | NFL EXP.: 5 | RAIDERS EXP.: 1
HOMETOWN: HOUSTON, TEXAS | BORN: 06/24/89

70

TRANSACTIONS: Selected by Baltimore Ravens in the second round (60th overall) of the 2012 NFL Draft, April 27, 2012...Signed by Oakland Raiders as an unrestricted free agent, March 10, 2016.

CAREER: Veteran offensive lineman heads into his first season with the Raiders after signing as an unrestricted free agent in the offseason...Served as a key part of the team's offensive line during his four years with the Ravens...Started three games at left tackle and 11 at left guard for a line that allowed the NFL's third-fewest sacks (24) and helped produce a single-season franchise-record 4,271 net passing yards in 2013...Started all 14 games he played at left guard, missing two with a knee injury, in 2014 for an offense that established franchise single-season records in yards (5,838) and points (409)...Started all 16 regular season at right guard and four postseason games at left guard as a rookie in 2012...Helped the Ravens score the second-most points (398) and gain the fourth-most total yards (5,640) in team history.

AT A GLANCE

- Signed with the Raiders as an unrestricted free agent this past offseason.
- Has started all 51 games he has played in over his career, making starts at right tackle, left guard and left tackle.
- In 2012, helped the Ravens capture Super Bowl XLVII as he started 16 regular season games at right tackle before starting all four games at left guard in the postseason.
- Played in 49 games in his four years at Iowa State, making 43 consecutive starts (38 at left tackle and five at left guard) to close out his career.

2015 (with Bal.): Started 14 games, three at left tackle and 11 at left guard, for an offensive line that permitted the NFL's third-fewest sacks (24) and helped produce a single-season franchise-record 4,271 net passing yards (eighth in the league)...Ravens also posted the second-most total net yards (5,749) in team history...(9/20) at Oak.: Started at left guard for an offense that gained the sixth-most net yards (493) in franchise history...(9/27) vs. Cin.: Made his 40th-career start for an offensive line that did not allow a sack...(10/1) at Pit.: Started at left guard for an offense that produced 191 rushing yards...Helped block for RB Justin Forsett, who carried the ball a career-high 27 times for 150 rushing yards (second most in his career)...(10/11) vs. Cle.: Started at left guard for an offense that gained 181 rushing yards (5.8 avg.) and scored three rushing TDs for the 14th time in franchise history...(10/18) at SF.: Started at left guard for an offensive line that did not permit a sack...(10/26) at Ari.: Left in the fourth quarter due to injury (knee)...(11/1) vs. SD.: Started at left guard and blocked for Flacco, who completed 25-of-37 passes for 319 yards, one TD and a season-high 103.3 rating...(12/13) vs. Sea.: Made his first-career start at left tackle...Helped block for an O-line that permitted just one sack against a Seattle pass rush that entered the contest ranked 11th in the NFL in sacks.

2014 (with Bal.): Started all 14 games he played including two postseason contests...Was a part of an offense that established franchise single-season records in yards (5,838) and points scored (409)...Helped QB Joe Flacco establish career highs in passing yards (3,986) and TD passes (27), completing 62.1 percent of his passes (344-of-554) for a 91.0 QB rating...(9/7) vs. Cin.: Started at left guard and helped protect Flacco, allowing him to set career highs in completions (35) in the season opener...(9/28) vs. Car.: Started at left guard for an offense that posted 454 total yards and five TDs in the victory...Part of an O-line that did not give up a sack for the third consecutive game...(11/2) at Pit.: Started at left guard and allowed Flacco time to complete 30-of-45 passes (66.7 percent) for his franchise-record 20th-career 300-yard game (303 yards)...(12/7) at Mia.: Started at left guard and helped the Ravens total 447 yards (264 passing and 183 rushing) and four TDs...Started both postseason contests at left guard for an offense that produced 727 yards and 61 points.



2013 (with Bal.): Started seven games at left guard before being placed on Reserve/Injured List (back) on Nov. 8...(9/5) at Den.: Started at left guard and helped protect QB Joe Flacco, who set career highs in passing attempts (62) and completions (34), while throwing for 362 yards and two TDs...(10/6) at Mia.: Started at left guard, but left the game (back) in the first quarter...(10/13) vs. GB.: Started at left guard and helped protect Flacco, who threw for 342 yards, two TDs for a 112.6 QB rating in the game.

2012 (with Bal.): Started all 16 games at right tackle as a rookie and helped the Ravens score the second-most points (398) in franchise history (409 in 2014) and gain the third-most total yards (5,640) in team history, including a then-career-high 3,817 passing yards by QB Joe Flacco...(9/10) vs. Cin.: Started his first career NFL game at right tackle and helped the Ravens gain 430 total yards...(11/11) vs. Oak.: Started at right tackle and helped the Ravens post a franchise-record 55 points while racking up 419 total yards, including 341 passing...(12/23) vs. NYG.: Started at right tackle and helped the offense to a season-high 533 yards (224 rushing and 309 passing), the third-highest output in team history...Also helped two backs rush for 100 yards in the same game for the second time in team history...Started all four playoff games at left guard and helped the Ravens average 410.3 yards per game...Protected Flacco, allowing him to become the second player in NFL history (Joe Montana - 1989) to throw 11 TDs and zero INTs during the playoffs.

OSEMELE

COLLEGE: Played in 49 games for the Cyclones, making 43 consecutive starts, 38 at left tackle and five at left guard, to close out his career...Recorded 299 knockdown blocks and posted 49 TD-resulting blocks...Was an Iowa State co-captain during his senior campaign, a season in which he led all Big 12 linemen with 17 TD-resulting blocks and a team-high 112 knockdowns...Received All-American First-Team honors from The NFL Draft Report and Sports Illustrated, adding second-team accolades by The Sporting News and Lindy's after starting all 13 games as a senior in 2011...All-Big 12 Conference First-Team honoree by the league's coaches and Associated Press...Earned Iowa State Academic Honor Roll recognition for the third-consecutive season...A team co-captain, he helped lead a rushing offense that ranked 39th in the nation (174.2 ypg) and 60th in total production (386.5 ypg)...Started all 12 games as a junior in 2010 and earned All-American third-team choice by The NFL Draft Report and an All-Big 12 second-team honoree by the Associated Press...Added conference honorable mention accolades from the league's coaches and was a member of the Big 12 Commissioner's Academic Honor Roll...Helped the Cyclones average 143.2 rushing yards per game, including 78.8 yards per game by RB Alexander Robinson...Started all 13 games as a sophomore in 2009 and earned All-Big 12 Conference Second-Team selection by the Associated Press, also receiving honorable mention honors from the league's coaches...Helped pave the way for ISU to average 180.0 rushing yards per game and 364.7 yards of total offense a contest...Produced 11 TD-resulting blocks and 68 knockdowns...Saw action as a sub at left guard and left tackle, before moving into the starting lineup at left tackle for the final five contests of the season (started five of the 11 games he played in) as a redshirt freshman in 2008...Finished the year with 38 knockdowns, including seven TD-resulting blocks...Redshirted as a true freshman in 2007...Majored in liberal studies.

PERSONAL: Attended Langham Creek (Houston, TX) HS...Became a starter on the O-line during his sophomore campaign before earning 5A Region III All-District XVII honors as a senior at right tackle...Name is pronounced: kah-LETC-ee oh-SEM-uh-lee.

KELECHI OSEMELE GAMES PLAYED/STARTED

| Year | Team | GP | GS |
|-------------------|-----------|-----------|-----------|
| 2012 | Baltimore | 16 | 16 |
| 2013 | Baltimore | 7 | 7 |
| 2014 | Baltimore | 14 | 14 |
| 2015 | Baltimore | 14 | 14 |
| Totals | | 51 | 51 |
| POSTSEASON | | | |
| 2012 | Baltimore | 4 | 4 |
| 2014 | Baltimore | 2 | 2 |
| Totals | | 6 | 6 |



NATHAN PALMER

WIDE RECEIVER | NORTHERN ILLINOIS | 5-11 | 200
ACQUIRED: FA-'16 | NFL EXP.: 2 | RAIDERS EXP.: 1
HOMETOWN: ELKHART, IND. | BORN: 04/14/89

13

TRANSACTIONS: Signed by San Francisco 49ers as an undrafted free agent, May 4, 2012... Waived by 49ers, Aug. 31, 2012...Signed by 49ers to practice squad, Sept. 1, 2012...Signed by Indianapolis Colts, Sept. 24, 2012...Waived by Colts, Sept. 2, 2013...Signed by Miami Dolphins to practice squad, Oct. 23, 2013...Practice squad contract terminated by Dolphins, Dec. 23, 2013...

Signed by Denver Broncos to practice squad, Dec. 24, 2013...Signed by Broncos as a reserve/future free agent, Feb. 4, 2014...Waived by Broncos, Aug. 30, 2014...Signed by Broncos to practice squad, Aug. 31, 2014...Signed by Broncos to active roster, Sept. 3, 2014...Waived by Broncos, Sept. 9, 2014...Signed by Broncos to practice squad, Sept. 11, 2014...Signed by Broncos as a reserve/future free agent, Jan. 12, 2015...Waived by Broncos, Sept. 1, 2015...Signed by New England Patriots to practice squad, Sept. 8, 2015...Practice squad contract terminated by Patriots, Sept. 18, 2015...Signed by Chicago Bears to practice squad, Oct. 13, 2015...Signed by Bears as a reserve/future free agent, Jan. 4, 2016...Waived by Bears, May 16, 2016...Signed by Oakland Raiders as a free agent, May 24, 2016.

CAREER: Second year wide receiver enters his first training camp with the Raiders after signing as a free agent in the offseason...Had stops with the San Francisco 49ers, Indianapolis Colts, Miami Dolphins, Denver Broncos, New England Patriots and Chicago Bears in his career...Spent time on the practice squads of New England and Chicago in 2015...Had a stint on the Broncos' practice squad in 2014...Spent time on the practice squads of Miami and Denver in 2013...Played in five games with Indianapolis, recording one reception.

2015 (with NE and Chi.): Spent time on practice squads of New England and Chicago.

2014 (with Den.): Waived by the Broncos at the end of the preseason before being added to the practice squad, where he spent a majority of the season...(9/7) vs. Ind.: Inactive for season opener.

2013 (with Mia. and Den.): Spent time on the Miami Dolphins and Denver Broncos practice squad after spending training camp with the Indianapolis Colts.

2012 (with Ind.): Reeled in one reception in five games played...Spent the first three weeks of the season on the 49ers practice squad, was inactive for seven games and did not play in one game...Signed to the Colts active roster from the 49ers practice squad on September 24, 2012...(10/7) vs. GB: Participated in his first career NFL contest...(10/14) vs. NYJ: Was targeted twice and caught one pass.

COLLEGE: Played in 48 games with 20 starts for Northern Illinois and registered 93 receptions for 1,575 yards and 16 TDs...Rushed for 200 yards and one TD on 21 carries...As a senior in 2011, played in 14 games with five starts, recording 47 receptions for 695 yards and seven TDs...Added six carries for 30 yards...Played in 14 games with eight starts as a junior...Caught 29 passes for 532 yards and six TDs...Rushed three times for 23 yards...Appeared in 11 games with four starts as a sophomore...Recorded five receptions for 70 yards and one TD...Ran for 135 yards and one TD on 11 attempts...As a true freshman, played in nine games and recorded 12 receptions for 278 yards and two TDs, added one carry for 12 yards...Majoring in general studies.

PERSONAL: Attended Elkhart (Ind.) Central High School...Named first-team all-state and all-conference selection while earning offensive player of the year honors.

SINGLE-GAME HIGHS: RECEIVING: Receptions -1, 10/14/12 at NYJ. Yards - -4, 10/14/12 at NYJ. Long - (-4), 10/14/12 at NYJ.

NATHAN PALMER'S CAREER STATISTICS

| Year | Team | GP | GS | RECEIVING | | | | TD | RUSHING | | | | TOTAL OFFENSE |
|---------------|--------------|----------|----------|-----------|-----------|-------------|-----------|----------|----------|----------|----------|----------|---------------|
| | | | | Rec. | Yds. | Avg. | Lg. | | Att. | Yds. | Avg. | Lg. | |
| 2012 | Indianapolis | 5 | 0 | 1 | -4 | -4.0 | -4 | 0 | 0 | 0 | - | 0 | -4 |
| 2014 | Denver | 0 | 0 | 0 | 0 | - | - | 0 | 0 | 0 | - | 0 | 0 |
| Totals | | 5 | 0 | 1 | -4 | -4.0 | -4 | 0 | 0 | 0 | - | 0 | -4 |



DONALD PENN

TACKLE | UTAH STATE | 6-4 | 315
ACQUIRED: FA-'14 | NFL EXP: 11 | RAIDERS EXP: 3
HOMETOWN: INGLEWOOD, CALIF. | BORN: 04/27/83

72

TRANSACTIONS: Signed by Minnesota Vikings as an undrafted free agent, May 5, 2006...Waived by Vikings, Sept. 2, 2006...Signed by Vikings to practice squad, Sept. 3, 2006...Signed by Tampa Bay Buccaneers to active roster, Oct. 4, 2006...Re-signed by Buccaneers as a restricted free agent, April 12, 2009...Released by Buccaneers, March 13, 2014...Signed by Oakland Raiders as a free agent, March 19, 2014...Re-signed by Raiders as an unrestricted free agent, March 17, 2016.

CAREER: Accomplished and durable veteran offensive lineman begins his third season with the Silver and Black after re-signing with the team in the offseason...Has played in 144 career games with 140 starts, and has started in one playoff appearance...Has started 140 consecutive games at left tackle, the third longest current streak among all active tackles in the NFL entering 2016...The streak dates back to 2007...Named to Pro Bowl after a stellar 2010 campaign...Has also caught five passes for 25 yards and three TDs in his career...Originally entered the NFL as an undrafted free agent with the Minnesota Vikings in 2006, before joining the Buccaneers later that season.

2015: Durable left tackle started all 16 games for the Silver and Black, marking his eighth straight season with 16 starts...Extended streak of consecutive starts to 140, the third longest active streak among offensive tackles...(9/13) vs. Bal.: Started and helped the offense total 448 yards of offense, the team's most since 2013...Played in his 130th straight game...(9/27) at Cle.: Started on an offensive line that did not allow a sack...Helped pave the way for 155 rushing yards and 469 total yards of offense...(10/11) vs. Den.: Started for the fifth straight game in the loss to the Broncos...Hauled in a deflected pass from QB Derek Carr and advanced it three yards for his fifth career reception...(10/25) at SD: Started and helped the offense total over 400 yards of offense in the win...Part of a line that allowed only one sack in the game...(11/1) vs. NYJ: Started on an offensive line that did not allow a sack and helped produce over 450 yards of offense...Allowed RB Latavius Murray to gain over 100 yards and Carr to throw for over 300 yards...(11/8) at Pit.: Started on an offensive line that did not allow a sack of Carr for the second straight game...Paved the way for 139 total rushing yards and 440 total yards of offense...(11/15) vs. Min.: Started and helped the offense total 371 yards in the loss...(11/22) at Det.: Started at left tackle...Part of an offensive line that allowed only one sack in the game...(11/29) at Ten.: Started 135th straight game...Helped the offense total over 400 yards...(12/6) vs. KC: Started at left tackle in the loss to the Chiefs...Helped the rushing attack average 4.1 yards per attempt for 99 yards...(12/20) vs. GB: Started at left tackle, helping the team total over 370 yards of offense and 120 rushing yards...(1/3/16) at KC: Started his 140th straight game at left tackle, the third longest streak among offensive tackles.

2014: Started all 16 games at left tackle, extending his streak of consecutive starts to 124...(9/7) at NYJ: Started at left tackle in his first game wearing the Silver and Black, carrying his streak of consecutive games played into its eighth season...(9/14) vs. Hou.: Started at left tackle and helped the offense total 364 yards of offense...Part of an offensive line that did not allow a sack of rookie QB Derek Carr...(9/21) at NE: Helped the offensive line prevent a sack of Carr for the second straight game...(10/12) vs. SD: Helped the offense total 396 yards...Part of an offensive line that did not allow a sack for the third time on the season, joining the 1970 Raiders' line as only units in franchise history to keep clean sheets in three of the first five games...(10/26) at Cle.: Helped block for Carr, who posted his first 300-yard passing game...(11/9) vs. Den.: Part of a line that allowed zero sacks for the fourth game on the year...(11/20) vs. KC: Helped pave the way for a season-high 179 rushing yards in the Raiders' first win of the season...RB Latavius Murray recorded his first career 100-yard rushing performance...(11/30) at StL.: Started his 120th consecutive game...(12/7) vs. SF: Recorded the fourth reception and third TD of his career on a tackle-eligible play from the 3-yard line in the second quarter...First TD as a Raider and second in his career against San Francisco...Helped the offense total 330 yards of offense in the victory...Helped Carr post a passer rating of 140.2, his highest of the season...(12/21) vs. Buf.: Helped pave the way for a rushing attack that produced 140 yards, the team's second highest rushing total of the season.

2013 (with TB): Started all 16 games on the season for the sixth consecutive year...Helped Tampa Bay post 4,432 yards of total offense...(9/29) vs. Ari.: Played in his 100th career game, all consecutive...(11/3) at Sea.: Recorded his 100th consecutive start...(11/11) vs. Mia.: Caught the second TD pass of his career tying him with DT Warren Sapp for most offensive TDs by a non-skill position player in Buccaneers history...(12/1) at Car.: Recorded his 104th consecutive start, passing DT David Logan for the fourth longest streak in Buccaneers history.

2012 (with TB): For the fifth consecutive season, started all 16 games...Helped pave the way for the offense to post 5,454 yards, the second most in Tampa Bay history...(10/14) vs. KC: Helped the offense to 463 yards...(10/21) vs. NO: Blocked for a unit that posted 513 yards of total offense, the third most yards in team history and

AT A GLANCE

- Has played in 144 career games with 140 starts, all of which are consecutive.
- Has started all 16 games for eight straight seasons.
- His 140 consecutive starts, dating back to 2007, are the third most among active tackles.
- Earned Pro Bowl honors after the 2010 season, when he helped the Buccaneers to one of the best offensive seasons in franchise history.
- Has also caught five career passes, including three that went for TDs.
- Was also extremely durable in college, starting 44 consecutive games at Utah State.

Started his 125th straight game at left tackle...Started the offense total 448 yards of offense, the team's most since 2013...Started on an offensive line that did not allow a sack...Helped pave the way for 155 rushing yards and 469 total yards of offense...Started for the fifth straight game in the loss to the Broncos...Hauled in a deflected pass from QB Derek Carr and advanced it three yards for his fifth career reception...Started and helped the offense total over 400 yards of offense in the win...Part of a line that allowed only one sack in the game...Started on an offensive line that did not allow a sack and helped produce over 450 yards of offense...Allowed RB Latavius Murray to gain over 100 yards and Carr to throw for over 300 yards...Started on an offensive line that did not allow a sack of Carr for the second straight game...Paved the way for 139 total rushing yards and 440 total yards of offense...Started and helped the offense total 371 yards in the loss...Started at left tackle...Part of an offensive line that allowed only one sack in the game...Started 135th straight game...Helped the offense total over 400 yards...Started at left tackle in the loss to the Chiefs...Helped the rushing attack average 4.1 yards per attempt for 99 yards...Started at left tackle, helping the team total over 370 yards of offense and 120 rushing yards...Started his 140th straight game at left tackle, the third longest streak among offensive tackles.



PENN

the most in a home game...(10/25) at Min.: Helped pave the way for the offense to total 416 yards, which marked the first time in franchise history that the Buccaneers recorded three consecutive games with 400-plus yards offensively...(11/4) at Oak.: Helped the offense post 515 yards from scrimmage, the second most total yards in team history.

2011 (with TB): Started all 16 games on the season...Allowed QB Josh Freeman the time to throw for 3,592 passing yards, the third highest total in team history...(10/3) vs. Ind.: Started at left tackle, where he helped the offense finish with 466 yards, the then-most in franchise history for a home game...(10/16) vs. NO: Helped the offense post 420 total yards...(11/20) at GB: Helped pave the way for the offense to a 455-yard performance.

2010 (with TB): Started all 16 games on the season at left tackle, earning his first Pro Bowl selection...Surrendered only 3.5 sacks on the season, according to coaches' film...Helped lead the offense to 5,362 total yards on the season...(9/12) vs. Cle.: Started season opener at left tackle and helped the offense to 340 total yards...(9/19) at Car.: Started at left tackle, helping to hold the Panthers defense without a sack...(11/21) at SF: Recorded first receiving TD, catching a 1-yard TD pass...(12/26) vs. Sea.: Started at left tackle, helping the offense to a season-high 439 yards, including 208 yards rushing, which earned the offensive line Madden Most Valuable Protectors honors for Week 16.

2009 (with TB): Started all 16 games at left tackle for the second consecutive year...(9/13) vs. Dal.: Started at left tackle and helped the offense to 450 yards...(10/11) at Phi.: Started at left tackle and recorded first career reception on a 15-yard gain off of a deflected pass...(12/6) at Car.: Started at left tackle and helped offense to 469 yards, the then-fifth best single-game performance in team history...(12/20) at Sea.: Was part of an offensive line that held the Seahawks without a sack.

2008 (with TB): Started all 16 games at left tackle for the first time...Helped lead the offense to 5,456 total yards, the highest single-season total in franchise history...Helped lead the offense to 361 points, the second highest single-season total in team history...(9/7) at NO: Started at left tackle and helped the Buccaneers offense rush for 146 yards on 20 carries, an average of 7.3 yards per carry, which was the third highest single-game average in team history...(9/21) at Chi.: Started at left tackle and was part of an offense that did not allow a sack in a team-record 67 pass attempts...(9/28) vs. GB: Started at left tackle and helped lead the way for the offense to post a season-high 178 rushing yards and did not allow a sack for the second straight week.

2007 (with TB): Played in all 16 regular season games with 12 starts and started lone playoff game...Helped the team capture the NFC South division title...(9/9) at Sea.: Saw action in first career game...(9/30) at Car.: Came off the bench, replacing an injured T Luke Petitgout at left tackle in the second quarter...(10/7) at Ind.: Made first career start...(10/21) at Det.: Helped QB Jeff Garcia throw for 316 yards on 45 attempts while paving the way for 124 rushing yards...(11/4) vs. Ari.: Started at left tackle and helped the team rush for 162 yards...(11/18) at Atl.: Started at left tackle and helped the team rush for 149 yards on 31 attempts (4.8 avg.)...(12/2) at NO: Started at left tackle and helped the team gain a season-high 466 total yards of offense...The 466 total yards also stands as the fifth best single-game performance in team history...(12/16) vs. Atl.: Started at left tackle and helped team rush for a season-high 190 yards...**Postseason: (1/6/08) vs. NYG:** Made first career playoff start in NFC Wild Card Game.

2006 (with Min. and TB): Inactive for final 13 games of season after being signed to the Buccaneers' active roster on Oct. 4...Signed to the Vikings' practice squad on Sept. 3 after being released the previous day.


COLLEGE: Started 44 games at both tackle positions during his career at Utah State...Started 44 consecutive games, which tied for the most at Utah State since 1991...Started at right tackle in the third game of his freshman year to begin his streak...Started at left tackle as a sophomore, junior and senior...Selected by his teammates as a team captain as a senior...Named second-team All-WAC in 2005...Selected to play in the Hula Bowl, the first Utah State player in the Hula Bowl since 2000, and the 11th overall...Majorred in sociology.

PERSONAL: Attended St. Bernard High School in Playa Del Ray, Calif. ...Named first-team All-CIF as a prep senior and was a first-team all-league selection...Earned Lineman of the Year honors...Named second-team all-league as a junior...Also was an all-state selection in basketball...Established the Donald Penn Foundation to help inner-city and low-income youth in Tampa and Los Angeles make positive, life-changing decisions by providing education incentives, scholarship opportunities and support during the holidays...Along with the offensive line and tight ends, surprised 26 single mothers with gifts for the holidays in December 2010...Helped spearhead "Turkey Time with the O-Line," a Thanksgiving program sponsored by the offensive line which provided more than 3,600 meals to Tampa-area needy families from 2007-12...Continues the program on an annual basis in Oakland.

ADDITIONAL STATISTICS: Receptions – 1 in 2009, 1 in 2010, 1 in 2013, 1 in 2014, 1 in 2015; NFL totals: 5. Receiving yards – 15 in 2009, 1 in 2010, 2 in 2011, 1 in 2013, 3 in 2014, 3 in 2015; NFL totals: 25. Receiving touchdowns – 1 in 2010, 1 in 2013, 1 in 2014; NFL totals: 3. Miscellaneous tackles – 1 in 2007, 2 in 2008, 1 in 2009, 1 in 2011, 2 in 2014, 1 in 2015; NFL totals: 8.

DONALD PENN GAMES PLAYED/STARTED

| Year | Team | GP | GS |
|-------------------|-----------|------------|------------|
| 2007 | Tampa Bay | 16 | 12 |
| 2008 | Tampa Bay | 16 | 16 |
| 2009 | Tampa Bay | 16 | 16 |
| 2010 | Tampa Bay | 16 | 16 |
| 2011 | Tampa Bay | 16 | 16 |
| 2012 | Tampa Bay | 16 | 16 |
| 2013 | Tampa Bay | 16 | 16 |
| 2014 | Oakland | 16 | 16 |
| 2015 | Oakland | 16 | 16 |
| Totals | | 144 | 140 |
| POSTSEASON | | | |
| 2007 | Tampa Bay | 1 | 1 |
| Totals | | 1 | 1 |



MARCELL REECE

FULLBACK | WASHINGTON | 6-1 | 250
ACQUIRED: FA-'08 | NFL EXP: 7 | RAIDERS EXP: 7
HOMETOWN: INGLEWOOD, CALIF. | BORN: 06/23/85

45

TRANSACTIONS: Signed by Miami Dolphins as an undrafted free agent, May 2, 2008...
 Waived by Dolphins, May 5, 2008...Signed by Oakland Raiders as a free agent, May 13, 2008...
 Waived by Raiders, Aug. 30, 2008...Signed by Raiders to practice squad, Sept. 1, 2008...Signed
 by Raiders to active roster, Dec. 26, 2008...Waived by Raiders, Sept. 5, 2009...Re-signed by

Raiders to practice squad, Sept. 7, 2009...Signed by Raiders to active roster, Dec. 25, 2009...Signed by Raiders as an exclusive rights
 free agent, Aug. 1, 2011.

CAREER: Playmaking offensive threat enters his ninth season with Oakland...Signed with Raiders after participating on a tryout basis at a 2008 mini-camp and has grown to rank among the most versatile fullbacks in the NFL...Selected to the last four Pro Bowls (2012-15)...Named a second-team All-Pro in 2013...Served as a team captain since 2012 and is one of team's most important leaders...Has played in 92 games with 67 starts...Career totals include 205 receptions for 2,015 yards and 12 TDs...Has added 844 rushing yards on 183 carries with three TDs...Has also seen action as lead running back...Started his career as a wide receiver before switching to fullback.

AT A GLANCE

- Selected to four straight Pro Bowls from 2012-15.
- Named a second-team All-Pro in 2013.
- Has totaled 844 rushing yards on 183 carries and 2,015 receiving yards on 205 receptions with 15 total TDs in his career.
- Initially entered NFL as an undrafted wide receiver and switched to fullback, eventually cracking into the starting lineup as a fullback to begin the 2010 campaign.

2015: Played in 15 games with seven starts, earning his fourth consecutive Pro Bowl berth...Totaled 30 receptions for 269 yards (9.0 avg.) and three TDs...His three receiving TDs tied a career high...Finished with 10 rushing attempts for 36 yards (3.6 avg.)...Added two special teams tackles...**(9/13) vs. Cin.:** Started the season opener and recorded his first career multi-TD game with two receiving scores...Finished the game with three catches for 26 yards (8.7 avg.) and two TDs...Caught a 9-yard pass from QB Matt McGloin in the fourth quarter for his 10th career score...Added an 11-yard TD from McGloin on the Raiders' final possession...**(9/20) vs. Bal.:** Earned the start and contributed 16 yards on one reception...**(9/27) at Cle.:** Caught one pass for a season-long 55 yards...Also had one rushing attempt for one yard...Notched one special teams tackle...**(10/4) at Chi.:** Started and totaled 16 receiving yards on two catches...**(10/11) vs. Den.:** Started and recorded a team-high seven receptions for 49 yards and one TD...Tied a career high with his third TD reception of the season, a 3-yarder...Rushed once for six yards...Moved into third place in receiving TDs (12) and receiving yards among Raiders running backs or fullbacks...**(10/25) at SD:** Contributed three receptions for 15 yards in the win...**(11/1) vs. NYJ:** Contributed three receptions for 26 yards (8.7 avg.) in the victory...**(11/8) at Pit.:** Rushed three times for 21 yards (7.0 avg.)...Took first carry of the game 12 yards for a first down...**(11/22) at Det.:** Contributed two rushing yards on two attempts (1.0 avg.)...Brought back one kickoff for 14 yards...**(11/29) at Ten.:** Hauled in one pass for seven yards...Contributed one special teams tackle...**(12/6) vs. KC:** Recorded three receptions for 19 yards...Added one rushing attempt for four yards...Became the fifth Raiders running back or fullback to reach 200 career receptions...**(12/13) at Den.:** Carried the ball twice in the Raiders' 15-12 win, totaling two rushing yards (1.0 avg.)...**(12/20) vs. GB:** Contributed 37 yards on three receptions (12.3 avg.)...Became the fourth Raiders running back or fullback to eclipse 2,000 receiving yards for his career...Also passed Clem Daniels (201) for the fourth most receptions by a Raiders running back...**(12/24) vs. SD:** Started and caught two passes for three yards.

2014: Earned his third consecutive Pro Bowl berth after starting all 15 games in which he played...Totaled 37 receptions for 265 yards (7.2 avg.) with one TD...Added 21 rushes for 85 yards (4.0 avg.) on the ground...**(9/7) at NYJ:** Was the target of QB Derek Carr's first NFL pass, a completion for no gain...Had one rush attempt for zero yards...Caught two passes for one yard...**(9/21) at NE:** Hauled in three passes for 19 yards (6.3 avg.)...Added seven yards on one rushing attempt...Assisted on a special teams tackle...**(10/12) vs. SD:** Started



his 50th career game...Rushed once for two yards and added 11 yards on his lone reception of the game...**(10/26) at Cle.:** Caught five passes for 34 yards (6.8 avg.) including a season long of 19 yards...**(11/2) at Sea.:** Recorded one carry for 10 yards...Added one catch for 12 yards...**(11/20) vs. KC:** Posted his best rushing performance of the season, setting season highs with eight carries for 37 yards (4.6 avg.)...Caught one pass for eight yards...Played a key role on the team's 17-play, 80-yard game-winning drive, serving as the primary back and picking up 30 rushing yards...**(11/30) at StL.:** Totaled four attempts for 12 yards (3.0 avg.)...Tied for the team lead with six receptions and led the squad with 48 receiving yards (8.0 avg.)...**(12/7) vs. SF:** Started and set season highs with seven receptions for 64 yards (9.1 avg.) with one TD...Caught a 9-yard TD pass from Carr on a slant pattern in the third quarter to give the Raiders a lead they never surrendered...Added two carries for two yards...**(12/21) vs. Buf.:** Started and hauled in two passes for 20 yards (10.0 avg.), with a long of 16 yards...**(12/28) at Den.:** Started and caught three passes for 30 yards (10.0 avg.)...Rushed one time for a season-long 11 yards.

2013: Appeared in 16 games, starting 14 at fullback and one at running back, hauling in 32 catches for 331 yards and two TDs, and rushing 46 times for 218 yards and two TDs...Was selected to the Pro Bowl, his second Pro Bowl bid...Was named a second-team All-Pro...**(9/8) at Ind.:** Started at fullback and hauled in one reception for nine yards...**(9/15) vs. Jac.:** Carried twice for 15 yards with an 11-yard TD run...His TD rush kicked off the scoring for the Raiders, as he finished off the team's first drive with the score...**(9/23) at Den.:** Hauled in a season-high four passes for 45 yards, including a 16-yard TD from RB Darren McFadden...**(10/6)**

REECE

vs. SD: Started at fullback, and also saw action at running back, totaling 57 total yards (32 rushing and 25 receiving)...**(10/13)** at **KC:** Posted one catch for nine yards...**(10/27)** **vs. Pit.:** Rushed three times for 10 yards...**(11/3)** **vs. Phi.:** Recorded two receptions for 22 yards...**(11/10)** at **NYG:** Hauled in three receptions for 30 yards, including a 16-yarder in the third quarter...**(11/17)** at **Hou.:** Rushed four times for six yards and hauled in two receptions for 17 yards in the victory...**(11/24)** **vs. Ten.:** Rushed five times for 14 yards and posted four receptions for 44 yards and one TD...Recorded a 27-yard TD reception from QB Matt McGloin late in the fourth quarter to give the Raiders the lead...**(11/28)** at **Dal.:** Caught two passes for five yards...**(12/8)** at **NYJ:** Made his first start of the season at running back...Registered his best game of the season, totaling 161 yards (123 rushing and 38 receiving)...Posted a 63-yard TD run on the second play of the second half...The 63-yarder was also the longest rush of his career...**(12/15)** **vs. KC:** Hauled in two passes for 52 yards, including a season-long 45-yarder in the first quarter...Ran once for 22 yards and completed the first pass of his career, a 22-yarder on a fake punt to CB Chimdi Chekwue, giving the Raiders a first down...**(12/22)** at **SD:** Recorded four catches for 26 yards...**(12/29)** **vs. Den.:** Posted one reception for 11 yards.

2012: Played in all 16 games with 14 starts, 10 at fullback and four at running back...A second-team All-Pro (ProFootballFocus.com, CBS) and was named to his first Pro Bowl...Averaged 4.6 yards per carry (59 attempts, 271 yards), and finished second on the team with 52 catches...Added 496 receiving yards (9.5 avg.) and one TD reception...Led the NFL in yards per catch amongst running backs...Also returned one kickoff for 36 yards...**(9/23)** **vs. Pit.:** Returned the opening kickoff 36 yards, a career long...**(9/30)** at **Den.:** Led team with five receptions, including a 31-yard pass in the first quarter...**(11/4)** **vs. TB:** Served as the team's primary running back and established career highs with eight receptions and 95 receiving yards, including a 13-yard TD...**(11/11)** at **Bal.:** Due to injuries, made his first NFL start at running back...Posted 13 carries for 48 yards (3.7 avg.) and led the team with seven catches...**(11/18)** **vs. NO:** Started at running back and recorded 19 carries and 103 rushing yards...Added 90 receiving yards...Totalled 193 yards from scrimmage...**(11/25)** at **Cin.:** Made his third straight start at running back, averaging 4.9 yards on 15 attempts...**(12/2)** **vs. Cle.:** Averaged 5.1 yards on seven carries...**(12/16)** **vs. KC:** Helped pave the way for 203 rushing yards in 15-0 win.

2011: Saw action in 12 games with six starts in second full pro season...Named a Pro Bowl alternate...Ranked fifth on team with 27 receptions, for 301 yards with two TDs...Also rushed 17 times for 112 yards...Missed four games due to ankle injury...**(9/12)** at **Den.:** Hauled in three passes for 23 yards, including a 3-yard TD from QB Jason Campbell...**(11/6)** **vs. Den.:** Returned to action after missing four games with an ankle injury and caught three passes for a season-high 51 yards, including a 40-yard TD from QB Carson Palmer...**(11/20)** at **Min.:** Rushed six times for a career-high 45 yards...**(11/27)** **vs. Chi.:** In 25-20 win, established a then-career high with team-leading five receptions, for 92 yards...Took a short pass from Palmer and scampered 47 yards to set up a FG in the second quarter...Added 11- and 29-yard receptions on the third quarter's opening drive that culminated in a FG...**(12/4)** at **Mia.:** Hauled in a 38-yard pass on a fourth-quarter TD drive.

2010: Played in 16 games with 10 starts...Tied for fifth on team with 25 receptions, for 333 yards (13.3 avg.) and three TDs...Rushed 30 times for 122 yards (4.1 avg.) with one TD...**(9/12)** at **Ten.:** Made first career start, opening season in backfield at fullback...**(9/19)** **vs. StL.:** Registered initial three carries of career, for nine yards...Added two receptions for 21 yards, including a 19-yard catch...**(10/13)** **vs. Hou.:** Scored first career TD, a 13-yard reception from QB Bruce Gradkowski, the first TD by a Raiders fullback since FB Justin Griffith caught a 2-yard TD in 2008...**(10/24)** at **Den.:** Set then-career highs in carries (seven) and rushing yards (39), with one TD...Scored first career rushing TD, a 1-yard run in third quarter...Set up a third-quarter score with a 19-yard reception...**(10/31)** **vs. Sea.:** Established a career high with 90 receiving yards, on three catches...Scored on a 30-yard pass from QB Jason Campbell in second quarter...Added a 51-yard catch-and-run in the quarter...Also had a then-career-long 31-yard run in fourth quarter to set up a Raiders TD...**(12/12)** at **Jac.:** Set a then-career high with four receptions, for 48 yards...**(12/19)** **vs. Den.:** In final quarter, caught career-long 73-yard TD, fifth longest by an offensive back in Raiders history...Reception was also the Raiders' longest reception of the season.

2009: Saw first action as a pro after spending majority of season on practice squad...Signed to active roster on Dec. 25...Caught two passes for 20 yards in two games...Also returned three kickoffs for 58 yards...**(12/27)** at **Cle.:** Made NFL debut, at fullback and on special teams...Had first career reception, a 9-yard gain in the fourth quarter from QB Bruce Gradkowski...Returned two kickoffs for 46 yards...**(1/3/10)** **vs. Bal.:** Registered one reception for 11 yards...Returned one kickoff for 12 yards.

2008: Originally signed with the Miami Dolphins as an undrafted free agent...After being released from Miami, participated in Raiders' rookie mini-camp...Waived at the end of preseason...Spent majority of regular season on Raiders' practice squad...Signed to active roster on Dec. 26...**(12/28)** at **TB:** Inactive for season finale.

COLLEGE: Played two years as a wide receiver at Washington after transferring from El Camino Community College in Torrance, Calif. ...Had 48 career receptions for 980 yards and nine TDs...Started all 13 games as a senior and earned team award for most improved offensive player...Set Washington record in 2007 for longest play from scrimmage with a 98-yard TD reception, against Arizona...Finished season with 39 receptions for 761 yards and eight TDs...Played in 11-of-12 games as a junior...Totalled nine receptions for 219 yards and one TD...At El Camino Community College, led Warriors to 11-1 record and berth in California state semifinals...Ranked No. 2 receiver and No. 24 nationally by Rivals.com...In first collegiate season, at Chaffey Junior College in Rancho Cucamonga, Calif., recorded 25 receptions for 600 yards and seven TDs...Majored in American ethnic studies.

PERSONAL: Attended Hesperia (Calif.) High School...First-team all-league performer in football, basketball and track...Had 41 receptions for 989 yards and 11 TDs in his senior season...Worked with the Marcel Reece Foundation Youth Football Camp of Hesperia, Calif. ...During December 2011, he volunteered his time with Toys For Tots at the Raider Image of Southland Mall in Hayward, Calif. ...Volunteered with the Alameda County Food Bank in November of 2011...Lent a hand at youth football's Football 101 in July 2012...Volunteered at the NFL's Play 60 "Super School" event in November 2012...Participated in the nonprofit NFL Live United "Tweet Up" in May 2013...Participated in many community events throughout 2015, including hosting a youth football camp.

ADDITIONAL STATISTICS: Special teams tackles – 5 in 2014, 2 in 2015; NFL totals: 7. Miscellaneous tackles – 1 in 2010; 2 in 2012, 1 in 2013; NFL totals: 4. PASSING: Attempts – 1 in 2013. Completions – 1 in 2013. Yards – 22 in 2013. Kickoff returns – 3 in 2009, 1 in 2010, 1 in 2012, 2 in 2015; NFL totals: 7. Kickoff return yards – 58 in 2009, 7 in 2010, 36 in 2012, 32 in 2015; NFL totals: 133.

SINGLE-GAME HIGHS: RUSHING: Attempts – 19, two times; last: 12/8/13 at NYJ. Yards – 123, 12/8/13 at NYJ. Long – 63t, 12/8/13 at NYJ. Touchdowns – 1, three times; last: 12/8/13 at NYJ. RECEIVING: Receptions – 8, 11/4/12 vs. TB. Yards – 95, 11/4/12 vs. TB. Long – 73t, 12/19/10 vs. Den. Touchdowns – 2, 9/20/15 vs. Bal.

REECE

MARCEL REECE'S CAREER STATISTICS

| Year | Team | GP | GS | RUSHING | | | | | RECEIVING | | | | | TOTAL OFFENSE |
|---------------|---------|-----------|-----------|------------|------------|------------|------------|----------|------------|--------------|------------|------------|-----------|---------------|
| | | | | Att. | Yds | Avg. | Lg. | TD | Rec. | Yds. | Avg. | Lg. | TD | |
| 2009 | Oakland | 2 | 0 | 0 | 0 | - | - | 0 | 2 | 20 | 10.0 | 11 | 0 | 20 |
| 2010 | Oakland | 16 | 10 | 30 | 122 | 4.1 | 31 | 1 | 25 | 333 | 13.3 | 73t | 3 | 455 |
| 2011 | Oakland | 12 | 6 | 17 | 112 | 6.6 | 26 | 0 | 27 | 301 | 11.1 | 47 | 2 | 413 |
| 2012 | Oakland | 16 | 14 | 59 | 271 | 4.6 | 17 | 0 | 52 | 496 | 9.5 | 56 | 1 | 767 |
| 2013 | Oakland | 16 | 15 | 46 | 218 | 4.7 | 63t | 2 | 32 | 331 | 10.3 | 45 | 2 | 549 |
| 2014 | Oakland | 15 | 15 | 21 | 85 | 4.0 | 11 | 0 | 37 | 265 | 7.2 | 19 | 1 | 350 |
| 2015 | Oakland | 15 | 7 | 10 | 36 | 3.6 | 12 | 0 | 30 | 269 | 9.0 | 55 | 3 | 305 |
| Totals | | 92 | 67 | 183 | 844 | 4.6 | 63t | 3 | 205 | 2,015 | 9.8 | 73t | 12 | 2,859 |

MARCEL REECE GAME-BY-GAME

2015, OAKLAND (7-9)

| Date | Opp. | W/L | GP/GS | RUSHING | | | | | RECEIVING | | | | | TOTAL OFFENSE |
|---------------|---------|-----|-------------|--------------------------|-----------|------------|-----------|----------|-----------|------------|------------|-----------|----------|---------------|
| | | | | Att. | Yds. | Avg. | Lg. | TD | Rec. | Yds. | Avg. | Lg. | TD | |
| 9/13 | Cin. | L | 1/1 | 0 | 0 | - | - | 0 | 3 | 26 | 8.7 | 11t | 2 | 26 |
| 9/20 | Bal. | W | 1/1 | 0 | 0 | - | - | 0 | 1 | 16 | 16.0 | 16 | 0 | 16 |
| 9/27 | at Cle. | W | 1/1 | 1 | 1 | 1.0 | 1 | 0 | 1 | 55 | 55.0 | 55 | 0 | 56 |
| 10/4 | at Chi. | L | 1/1 | 0 | 0 | - | - | 0 | 2 | 16 | 8.0 | 10 | 0 | 16 |
| 10/11 | Den. | L | 1/1 | 1 | 6 | 6.0 | 6 | 0 | 7 | 49 | 7.0 | 13 | 1 | 55 |
| 10/25 | at SD | W | 1/0 | 0 | 0 | - | - | 0 | 3 | 15 | 5.0 | 6 | 0 | 15 |
| 11/1 | NYJ | W | 1/0 | 0 | 0 | - | - | 0 | 3 | 26 | 8.7 | 15 | 0 | 26 |
| 11/8 | at Pit. | L | 1/0 | 3 | 21 | 7.0 | 12 | 0 | 0 | 0 | - | - | 0 | 21 |
| 11/15 | Min. | L | 1/0 | 0 | 0 | - | - | 0 | 1 | 0 | 0.0 | 0 | 0 | 0 |
| 11/22 | at Det. | L | 1/0 | 2 | 2 | 1.0 | 2 | 0 | 0 | 0 | - | - | 0 | 2 |
| 11/29 | at Ten. | W | 1/0 | 0 | 0 | - | - | 0 | 1 | 7 | 7.0 | 7 | 0 | 7 |
| 12/6 | KC | L | 1/1 | 1 | 4 | 4.0 | 4 | 0 | 3 | 19 | 6.3 | 15 | 0 | 23 |
| 12/13 | at Den. | W | 1/0 | 2 | 2 | 1.0 | 2 | 0 | 0 | 0 | - | - | 0 | 2 |
| 12/20 | GB | L | 1/0 | 0 | 0 | - | - | 0 | 3 | 37 | 12.3 | 29 | 0 | 37 |
| 12/24 | SD | W | 1/1 | 0 | 0 | - | - | 0 | 2 | 3 | 1.5 | 3 | 0 | 3 |
| 1/3/16 | at KC | L | | (RESERVE/SUSPENDED LIST) | | | | | | | | | | |
| Totals | | | 15/7 | 10 | 36 | 3.6 | 12 | 0 | 30 | 269 | 9.0 | 55 | 3 | 305 |

2014, OAKLAND (3-13)

| Date | Opp. | W/L | GP/GS | RUSHING | | | | | RECEIVING | | | | | TOTAL OFFENSE |
|---------------|---------|-----|--------------|-------------------|-----------|------------|-----------|----------|-----------|------------|------------|-----------|----------|---------------|
| | | | | Att. | Yds. | Avg. | Lg. | TD | Rec. | Yds. | Avg. | Lg. | TD | |
| 9/7 | at NYJ | L | 1/1 | 1 | 0 | 0.0 | 0 | 0 | 2 | 1 | 0.5 | 1 | 0 | 1 |
| 9/14 | Hou. | L | 1/1 | 0 | 0 | - | - | 0 | 1 | 11 | 11.0 | 11 | 0 | 11 |
| 9/21 | at NE | L | 1/1 | 1 | 7 | 7.0 | 7 | 0 | 3 | 19 | 6.3 | 12 | 0 | 26 |
| 9/28 | Mia. | L | 1/1 | 0 | 0 | - | - | 0 | 1 | 5 | 5.0 | 5 | 0 | 5 |
| 10/12 | SD | L | 1/1 | 1 | 2 | 2.0 | 2 | 0 | 1 | 11 | 11.0 | 11 | 0 | 13 |
| 10/19 | Ari. | L | | (INACTIVE - QUAD) | | | | | | | | | | |
| 10/26 | at Cle. | L | 1/1 | 0 | 0 | - | - | 0 | 5 | 34 | 6.8 | 19 | 0 | 34 |
| 11/2 | at Sea. | L | 1/1 | 1 | 10 | 10.0 | 10 | 0 | 1 | 12 | 12.0 | 12 | 0 | 22 |
| 11/9 | Den. | L | 1/1 | 1 | 3 | 3.0 | 3 | 0 | 2 | 6 | 3.0 | 6 | 0 | 9 |
| 11/16 | at SD | L | 1/1 | 1 | 1 | 1.0 | 1 | 0 | 2 | -4 | -2.0 | 0 | 0 | -3 |
| 11/20 | KC | W | 1/1 | 8 | 37 | 4.6 | 9 | 0 | 1 | 8 | 8.0 | 8 | 0 | 45 |
| 11/30 | at StL. | L | 1/1 | 4 | 12 | 3.0 | 8 | 0 | 6 | 48 | 8.0 | 13 | 0 | 60 |
| 12/7 | SF | W | 1/1 | 2 | 2 | 1.0 | 3 | 0 | 7 | 64 | 9.1 | 14 | 1 | 66 |
| 12/14 | at KC | L | 1/1 | 0 | 0 | - | - | 0 | 0 | 0 | - | - | 0 | 0 |
| 12/21 | Buf. | W | 1/1 | 0 | 0 | - | - | 0 | 2 | 20 | 10.0 | 16 | 0 | 20 |
| 12/28 | at Den. | L | 1/1 | 1 | 11 | 11.0 | 11 | 0 | 3 | 30 | 10.0 | 14 | 0 | 41 |
| Totals | | | 15/15 | 21 | 85 | 4.0 | 11 | 0 | 37 | 265 | 7.2 | 19 | 1 | 350 |

REECE

MARCEL REECE GAME-BY-GAME

2013, OAKLAND (4-12)

| Date | Opp. | W/L | GP/GS | RUSHING | | | | | RECEIVING | | | | | TOTAL OFFENSE |
|---------------|---------|-----|--------------|-----------|------------|------------|------------|----------|-----------|------------|-------------|-----------|----------|---------------|
| | | | | Att. | Yds. | Avg. | Lg. | TD | Rec. | Yds. | Avg. | Lg. | TD | |
| 9/8 | at Ind. | L | 1/1 | 0 | 0 | - | - | 0 | 1 | 9 | 9.0 | 9 | 0 | 9 |
| 9/15 | Jac. | W | 1/1 | 2 | 15 | 7.5 | 30 | 1 | 0 | 0 | - | - | 0 | 15 |
| 9/23 | at Den. | L | 1/1 | 0 | 0 | - | - | 0 | 4 | 45 | 11.3 | 19 | 1 | 45 |
| 9/29 | Was. | L | 1/1 | 0 | 0 | - | - | 0 | 1 | -2 | -2.0 | -2 | 0 | -2 |
| 10/6 | SD | W | 1/1 | 7 | 32 | 4.6 | 14 | 0 | 3 | 25 | 8.3 | 9 | 0 | 57 |
| 10/13 | at KC | L | 1/1 | 0 | 0 | - | - | 0 | 1 | 9 | 9.0 | 9 | 0 | 9 |
| 10/27 | Pit. | W | 1/1 | 3 | 10 | 3.3 | 19 | 0 | 0 | 0 | - | - | 0 | 10 |
| 11/3 | Phi. | L | 1/1 | 1 | 0 | 0.0 | 5 | 0 | 2 | 22 | 11.0 | 16 | 0 | 22 |
| 11/10 | at NYG | L | 1/0 | 0 | 0 | - | - | 0 | 3 | 30 | 10.0 | 16 | 0 | 30 |
| 11/17 | at Hou. | W | 1/1 | 4 | 6 | 1.5 | 2 | 0 | 2 | 17 | 8.5 | 20 | 0 | 23 |
| 11/24 | Ten. | L | 1/1 | 5 | 14 | 2.8 | 5 | 0 | 4 | 44 | 11.0 | 27t | 1 | 58 |
| 11/28 | at Dal. | L | 1/1 | 0 | 0 | - | - | 0 | 2 | 5 | 2.5 | 5 | 0 | 5 |
| 12/8 | at NYJ | L | 1/1 | 19 | 123 | 6.5 | 63t | 1 | 2 | 38 | 19.0 | 26 | 0 | 161 |
| 12/15 | KC | L | 1/1 | 5 | 18 | 3.6 | 8 | 0 | 2 | 52 | 26.0 | 45 | 0 | 70 |
| 12/22 | at SD | L | 1/1 | 0 | 0 | - | - | 0 | 4 | 26 | 6.5 | 14 | 0 | 26 |
| 12/29 | Den. | L | 1/1 | 0 | 0 | - | - | 0 | 1 | 11 | 11.0 | 11 | 0 | 11 |
| Totals | | | 16/15 | 46 | 218 | 4.7 | 63t | 2 | 32 | 331 | 10.3 | 45 | 2 | 549 |

2012, OAKLAND (4-12)

| Date | Opp. | W/L | GP/GS | RUSHING | | | | | RECEIVING | | | | | TOTAL OFFENSE |
|---------------|---------|-----|--------------|-----------|------------|------------|-----------|----------|-----------|------------|------------|-----------|----------|---------------|
| | | | | Att. | Yds. | Avg. | Lg. | TD | Rec. | Yds. | Avg. | Lg. | TD | |
| 9/10 | SD | L | 1/1 | 1 | 0 | 0.0 | 0 | 0 | 2 | 20 | 10.0 | 15 | 0 | 20 |
| 9/16 | at Mia. | L | 1/0 | 0 | 0 | - | - | 0 | 2 | 17 | 8.5 | 14 | 0 | 17 |
| 9/23 | Pit. | W | 1/1 | 0 | 0 | - | - | 0 | 4 | 27 | 6.8 | 10 | 0 | 27 |
| 9/30 | at Den. | L | 1/1 | 0 | 0 | - | - | 0 | 5 | 54 | 10.8 | 31 | 0 | 54 |
| 10/14 | at Atl. | L | 1/1 | 0 | 0 | - | - | 0 | 1 | 1 | 1.0 | 1 | 0 | 1 |
| 10/21 | Jac. | W | 1/0 | 0 | 0 | - | - | 0 | 4 | 58 | 14.5 | 35 | 0 | 58 |
| 10/28 | at KC | W | 1/1 | 0 | 0 | - | - | 0 | 0 | 0 | - | - | 0 | 0 |
| 11/4 | TB | L | 1/1 | 0 | 0 | - | - | 0 | 8 | 95 | 11.9 | 26 | 1 | 95 |
| 11/11 | at Bal. | L | 1/1 | 13 | 48 | 3.7 | 9 | 0 | 7 | 56 | 8.0 | 24 | 0 | 104 |
| 11/18 | NO | L | 1/1 | 19 | 103 | 5.4 | 17 | 0 | 4 | 90 | 22.5 | 56 | 0 | 193 |
| 11/25 | at Cin. | L | 1/1 | 15 | 74 | 4.9 | 15 | 0 | 4 | 29 | 7.3 | 11 | 0 | 103 |
| 12/2 | Cle. | L | 1/1 | 7 | 36 | 5.1 | 12 | 0 | 5 | 20 | 4.0 | 11 | 0 | 56 |
| 12/6 | Den. | L | 1/1 | 4 | 10 | 2.5 | 5 | 0 | 1 | 5 | 5.0 | 5 | 0 | 15 |
| 12/16 | KC | W | 1/1 | 0 | 0 | - | - | 0 | 1 | 6 | 6.0 | 6 | 0 | 6 |
| 12/23 | at Car. | L | 1/1 | 0 | 0 | - | - | 0 | 4 | 18 | 4.5 | 19 | 0 | 18 |
| 12/30 | at SD | L | 1/1 | 0 | 0 | - | - | 0 | 0 | 0 | - | - | 0 | 0 |
| Totals | | | 16/14 | 59 | 271 | 4.6 | 17 | 0 | 52 | 496 | 9.5 | 56 | 1 | 767 |

2011, OAKLAND (8-8)

| Date | Opp. | W/L | GP/GS | RUSHING | | | | | RECEIVING | | | | | TOTAL OFFENSE |
|---------------|---------|-----|-------------|--------------------|------------|------------|-----------|----------|-----------|------------|-------------|-----------|----------|---------------|
| | | | | Att. | Yds. | Avg. | Lg. | TD | Rec. | Yds. | Avg. | Lg. | TD | |
| 9/12 | at Den. | W | 1/1 | 1 | 11 | 11.0 | 11 | 0 | 3 | 23 | 7.7 | 16 | 1 | 34 |
| 9/18 | at Buf. | L | 1/1 | 1 | 4 | 4.0 | 4 | 0 | 3 | 20 | 6.7 | 12 | 0 | 24 |
| 9/25 | NYJ | W | 1/0 | 0 | 0 | - | - | 0 | 0 | 0 | - | - | 0 | 0 |
| 10/2 | NE | L | | (INACTIVE - ANKLE) | | | | | | | | | | |
| 10/9 | at Hou. | W | | (INACTIVE - ANKLE) | | | | | | | | | | |
| 10/16 | Cle. | W | | (INACTIVE - ANKLE) | | | | | | | | | | |
| 10/23 | KC | L | | (INACTIVE - ANKLE) | | | | | | | | | | |
| 11/6 | Den. | L | 1/0 | 0 | 0 | - | - | 0 | 3 | 51 | 17.0 | 40 | 1 | 51 |
| 11/10 | at SD | W | 1/1 | 1 | 3 | 3.0 | 3 | 0 | 0 | 0 | - | - | 0 | 3 |
| 11/20 | at Min. | W | 1/0 | 6 | 45 | 7.5 | 20 | 0 | 2 | 16 | 8.0 | 12 | 0 | 61 |
| 11/27 | Chi. | W | 1/1 | 2 | 0 | 0.0 | 3 | 0 | 5 | 92 | 18.4 | 47 | 0 | 92 |
| 12/4 | at Mia. | W | 1/1 | 1 | 10 | 10.0 | 10 | 0 | 1 | 38 | 38.0 | 38 | 0 | 48 |
| 12/11 | at GB | L | 1/0 | 2 | 12 | 6.0 | 9 | 0 | 4 | 7 | 1.8 | 12 | 0 | 19 |
| 12/18 | Det. | L | 1/0 | 1 | 26 | 26.0 | 26 | 0 | 3 | 16 | 5.3 | 18 | 0 | 42 |
| 12/24 | at KC | W | 1/1 | 2 | 1 | 0.5 | 1 | 0 | 1 | 10 | 10.0 | 10 | 0 | 11 |
| 1/1/12 | SD | L | 1/0 | 0 | 0 | - | - | 0 | 2 | 28 | 14.0 | 22 | 0 | 28 |
| Totals | | | 12/6 | 17 | 112 | 6.6 | 26 | 0 | 27 | 301 | 11.1 | 47 | 2 | 413 |

REECE

MARCEL REECE GAME-BY-GAME

2010, OAKLAND (8-8)

| Date | Opp. | W/L | GP/GS | RUSHING | | | | | RECEIVING | | | | | TOTAL OFFENSE |
|---------------|---------|-----|--------------|-----------|------------|------------|-----------|----------|-----------|------------|-------------|------------|----------|------------------|
| | | | | Att. | Yds. | Avg. | Lg. | TD | Rec. | Yds. | Avg. | Lg. | TD | |
| 9/12 | at Ten. | L | 1/1 | 0 | 0 | - | - | 0 | 0 | 0 | - | - | 0 | 0 |
| 9/19 | StL. | W | 1/1 | 3 | 9 | 3.0 | 5 | 0 | 2 | 21 | 10.5 | 19 | 0 | 30 |
| 9/26 | at Ari. | L | 1/1 | 1 | 2 | 2.0 | 2 | 0 | 2 | 2 | 1.0 | 6 | 0 | 4 |
| 10/3 | Hou. | L | 1/1 | 2 | 7 | 3.5 | 6 | 0 | 1 | 13 | 13.0 | 13t | 1 | 20 |
| 10/10 | SD | W | 1/1 | 0 | 0 | - | - | 0 | 2 | 7 | 3.5 | 4 | 0 | 7 |
| 10/17 | at SF | L | 1/0 | 1 | 2 | 2.0 | 2 | 0 | 0 | 0 | - | - | 0 | 2 |
| 10/24 | at Den. | W | 1/1 | 7 | 39 | 5.6 | 14 | 1 | 1 | 19 | 19.0 | 19 | 0 | 58 |
| 10/31 | Sea. | W | 1/1 | 2 | 32 | 16.0 | 31 | 0 | 3 | 90 | 30.0 | 51 | 1 | 122 |
| 11/7 | KC | W | 1/0 | 1 | 4 | 4.0 | 4 | 0 | 2 | 8 | 4.0 | 7 | 0 | 12 |
| 11/21 | at Pit. | L | 1/0 | 1 | 2 | 2.0 | 2 | 0 | 0 | 0 | - | - | 0 | 2 |
| 11/28 | Mia. | L | 1/1 | 1 | -2 | -2.0 | -2 | 0 | 1 | 2 | 2.0 | 2 | 0 | 0 |
| 12/5 | at SD | W | 1/0 | 1 | 5 | 5.0 | 5 | 0 | 3 | 42 | 14.0 | 22 | 0 | 47 |
| 12/12 | at Jac. | L | 1/0 | 2 | 3 | 1.5 | 2 | 0 | 4 | 48 | 12.0 | 13 | 0 | 51 |
| 12/19 | Den. | W | 1/0 | 3 | 9 | 3.0 | 4 | 0 | 2 | 79 | 39.5 | 73t | 1 | 88 |
| 12/26 | Ind. | L | 1/1 | 3 | 6 | 2.0 | 4 | 0 | 2 | 2 | 1.0 | 2 | 0 | 8 |
| 1/2/11 | at KC | W | 1/1 | 2 | 4 | 2.0 | 3 | 0 | 0 | 0 | - | - | 0 | 4 |
| Totals | | | 16/10 | 30 | 122 | 4.1 | 31 | 1 | 25 | 333 | 13.3 | 73t | 3 | 455 |

2009, OAKLAND (5-11)

| Date | Opp. | W/L | GP/GS | RUSHING | | | | | RECEIVING | | | | | TOTAL OFFENSE |
|---------------|---------|-----|------------|----------|----------|----------|----------|----------|-----------|-----------|-------------|-----------|----------|------------------|
| | | | | Att. | Yds. | Avg. | Lg. | TD | Rec. | Yds. | Avg. | Lg. | TD | |
| 9/14 | SD | L | | | | | | | | | | | | |
| 9/20 | at KC | W | | | | | | | | | | | | |
| 9/27 | Den. | L | | | | | | | | | | | | |
| 10/4 | at Hou. | L | | | | | | | | | | | | |
| 10/11 | at NYG | L | | | | | | | | | | | | |
| 10/18 | Phi. | W | | | | | | | | | | | | |
| 10/25 | NYJ | L | | | | | | | | | | | | |
| 11/1 | at SD | L | | | | | | | | | | | | |
| 11/15 | KC | L | | | | | | | | | | | | |
| 11/22 | Cin. | W | | | | | | | | | | | | |
| 11/26 | at Dal. | L | | | | | | | | | | | | |
| 12/6 | at Pit. | W | | | | | | | | | | | | |
| 12/13 | Was. | L | | | | | | | | | | | | |
| 12/20 | at Den. | W | | | | | | | | | | | | |
| 12/27 | at Cle. | L | 1/0 | 0 | 0 | - | - | 0 | 1 | 9 | 9.0 | 9 | 0 | 9 |
| 1/3/10 | Bal. | L | 1/0 | 0 | 0 | - | - | 0 | 1 | 11 | 11.0 | 11 | 0 | 11 |
| Totals | | | 2/0 | 0 | 0 | - | - | 0 | 2 | 20 | 10.0 | 11 | 0 | 20 |



MYCHAL RIVERA

TIGHT END | TENNESSEE | 6-3 | 245
ACQUIRED: 6/6/13 | NFL EXP: 4 | RAIDERS EXP: 4
HOMETOWN: VALENCIA, CALIF. | BORN: 09/08/90

81

TRANSACTIONS: Selected by Oakland Raiders in the sixth round (184th overall) of the 2013 NFL Draft, April 27, 2013.

CAREER: Reliable tight end enters his fourth season with the Raiders after being drafted by the team in 2013...Career totals include 48 games played, with 13 starts, 128 receptions for 1,221 yards (9.5 avg.) and nine TDs...Played in all 16 games for the third straight year in 2015, recording 32 catches for 280 yards with one TD...Set career highs in 2014 with 58 receptions and 534 yards in 16 games...Tallied four TDs for a second straight season...Contributed significantly as a rookie in 2013, playing in all 16 games and posting 407 receiving yards on 38 catches with four TDs.

AT A GLANCE

- Has played in all 48 games, with 13 starts, for the Raiders since 2013.
- Set career highs in 2014 with 58 receptions and 534 receiving yards.
- Led all Raiders rookies in 2013 with 38 receptions for 407 yards and four TDs.
- Became second tight end in Tennessee history to eclipse 1,000 career receiving yards.

2015: Third-year tight end appeared in all 16 games with 32 receptions for 280 yards (8.8 avg.) and one TD...Tied for fourth on the team in receptions...Became the first Raider since Jared Veldheer and Lamarr Houston (2010-12) to play in 48 games over his first three seasons...**(9/13) vs. Cin.:** Saw extensive action on offense in the season opener, catching one pass for four yards...**(9/20) vs. Bal.:** Contributed in a reserve role, tallying three catches for 15 yards (5.0 avg.)...Tallied his 100th career reception in the contest...**(10/4) at Chi.:** Hauled in two passes for 12 yards (6.0 avg.)...**(10/11) vs. Den.:** Helped the offense with three receptions for 33 yards...Eclipsed 1,000 receiving yards for his career...**(10/25) at SD:** Recorded two receptions for 11 yards (5.5 avg.) in the win...**(11/8) at Pit.:** Hauled in two passes for 16 yards (8.0 avg.), both for first downs...**(11/15) vs. Min.:** Hauled in a season-high and team-leading six passes for 46 yards...**(11/22) at Det.:** Recorded one catch for 21 yards, a season long...**(11/29) at Ten.:** Caught two passes for 28 yards (14.0 avg.) with a 19-yard long...**(12/6) vs. KC:** Hauled in two receptions for 13 yards (6.5 avg.) in a reserve role...**(12/13) at Den.:** Hauled in three passes for a season-high 49 yards with his first receiving TD of the year, the game winner from 16 yards out in the fourth quarter to put the Raiders ahead 15-12...**(12/20) vs. GB:** Recorded multiple receptions for a fourth straight game, finishing with three catches for 20 yards (6.7 avg.) and a 14-yard long...**(1/3/16) at KC:** Hauled in two passes for 12 yards (6.0 avg.) in the season finale.

2014: Played in all 16 games and made 10 starts, setting new career highs with 58 receptions and 534 yards (9.2 avg.) with four TDs...**(9/7) at NYJ:** Earned the start at tight end in the season opener...Caught three passes for 31 yards (10.3 avg.)...**(9/14) vs. Hou.:** Started at tight end and caught five passes for 31 yards (6.2 avg.)...**(9/21) at NE:** Posted two receptions for 11 yards (5.5 avg.)...**(9/28) vs. Mia.:** Totaled 10 yards on two receptions (5.0 avg.)...**(10/19) vs. Ari.:** Totaled one catch for 18 yards...Eclipsed the 500-yard mark for his career, becoming just the 15th Raider tight end to reach that milestone...**(10/26) at Cle.:** Led the team with seven receptions and 83 receiving yards (11.9 avg.)...**(11/2) at Sea.:** Set a career high with eight receptions and recorded his first career multi-TD game, catching two 1-yard TD passes...Finished with eight catches for 38 yards (4.8 avg.) and two TDs...**(11/9) vs. Den.:** Led the team with 64 receiving yards on six catches (10.7 avg.) with one TD...**(11/16) at SD:** Finished with three receptions for 40 yards (13.3 avg.), including a season-long 33-yarder...**(12/7) vs. SF:** Posted the first 100-yard performance of his career with 109 yards on seven catches (15.6 avg.) with a long of 27 yards...Marked the first 100-yard receiving game by a Raider tight end since 2012...**(12/14) at KC:** Started and caught seven passes for 39 yards (5.6 avg.)...Eclipsed the 500-yard mark for the season...Fourth game with seven-plus catches on the season, tied for the second most in a single season by a Raiders tight end...**(12/28) at Den.:** Started and caught two passes for 26 yards (13.0 avg.) in the season finale.



2013: Saw action in 16 games at tight end, starting three...Totaled 38 receptions for 407 yards (10.7 avg.) and four TDs...**(9/8) at Ind.:** Made his NFL debut and caught two passes for 26 yards (13.0 avg.)...**(9/15) vs. Jac.:** Hauled in three passes for 32 yards (10.7 avg.) in the victory...**(9/23) at Den.:** Caught two passes for 21 yards (10.5 avg.), including a 20-yard reception on the team's second scoring drive...**(9/29) vs. Was.:** Totaled two catches for 44 yards (22.0 avg.) and a first-quarter TD that put the Raiders up 14-0...Recorded his first NFL TD when he hauled in an 18-yard TD pass from QB Matt Flynn...**(10/6) vs. SD:** Made his first NFL start at tight end, hauling in one catch for five yards...**(10/13) at KC:** Recorded two catches for 10 yards...**(11/3) vs. Phi.:** Led the tight ends with four receptions for 36 yards (9.0 avg.)...**(11/10) at NYG:** Started at tight end and hauled in two receptions for 22 yards (11.0 avg.)...**(11/17) at Hou.:** Hauled in five receptions for 54 yards (10.8 avg.) and a TD...Posted a 26-yard TD reception in the third quarter to give Oakland the lead for good...**(11/28) at Dal.:** Started at tight end and hauled in two catches for 30 yards (15.0 avg.), including a key 22-yarder on a third down to set up a TD in the second quarter...**(12/8) at NYJ:** Hauled in five catches for 21 yards, including a 1-yard TD on fourth down late in the fourth quarter...**(12/15) vs. KC:** Registered three catches for 30 yards (10.0 avg.), including a 14-yard TD in the third quarter...**(12/22) at SD:** Hauled in two receptions for 43 yards (21.5 avg.)...His 37-yard catch set up the Raiders' second-quarter TD drive...**(12/29) vs. Den.:** Posted two catches for 23 yards (11.5 avg.).

COLLEGE: Played three years at Tennessee after transferring from the College of the Canyons in Santa Clarita, Calif. ...Originally attended Oregon...Played in 37 games with 35 starts at Tennessee, totaling 76 receptions for 1,018 yards and six TDs...Became the second tight end in program history to finish his career

RIVERA

with over 1,000 receiving yards, ranking second behind Reggie Harper (1,141)...As a senior, ranked third on team with 36 catches for 562 yards and five TDs...Named first-team All-SEC by the conference coaches...Named to the watch list for the John Mackey Award, presented annually to the nation's top tight end...Set school tight end record with 562 receiving yards, snapping the previous mark of 493 yards set by TE Jason Witten in 2002...Started 12 games as a junior, recording 29 catches for 344 yards and one TD...Ranked second on the team in receptions and yards...Started 13 games in first season at Tennessee...Recorded 11 receptions for 112 yards...Totalled three receptions for 29 yards at Memphis...Caught 32 passes for 316 yards and three TDs in 11 games at College of the Canyons...Ranked second on team in receiving...Majorred in communication studies.

PERSONAL: Attended Birmingham High School in Van Nuys, Calif. ...Ranked as the No. 39 tight end and No. 94 overall prospect in California as a senior by Rivals.com...Rated the No. 76 overall prospect by Scout.com...Totalled 21 receptions for 210 yards with three TDs as a senior...Helped team win league title with a 13-1 record, as well as a fourth-place state ranking.

ADDITIONAL STATISTICS: Special teams tackles – 2 in 2013, 1 in 2014; NFL totals: 3. Special teams fumble recoveries – 1 in 2013. Miscellaneous tackles – 1 in 2013, 1 in 2014; NFL totals: 2. Kickoff returns – 1 in 2013. Kickoff return yards – 3 in 2013.

SINGLE-GAME HIGHS: RECEIVING: Receptions – 8, 11/2/14 at Sea. Yards – 109, 12/7/14 vs. SF. Long – 37, 12/22/13 at SD. Touchdowns – 2, 11/2/14 at Sea.

MYCHAL RIVERA'S CAREER STATISTICS

| Year | Team | GP | GS | RECEIVING | | | | | RUSHING | | | | | TOTAL OFFENSE |
|---------------|---------|-----------|-----------|------------|--------------|------------|-----------|----------|----------|----------|----------|----------|----------|---------------|
| | | | | Rec. | Yds. | Avg. | Lg. | TD | Att. | Yds. | Avg. | Lg. | TD | |
| 2013 | Oakland | 16 | 3 | 38 | 407 | 10.7 | 37 | 4 | 0 | 0 | - | - | 0 | 407 |
| 2014 | Oakland | 16 | 10 | 58 | 534 | 9.2 | 33 | 4 | 0 | 0 | - | - | 0 | 534 |
| 2015 | Oakland | 16 | 0 | 32 | 280 | 8.8 | 29 | 1 | 0 | 0 | - | - | 0 | 280 |
| Totals | | 48 | 13 | 128 | 1,221 | 9.5 | 37 | 9 | 0 | 0 | - | - | 0 | 1,221 |

MYCHAL RIVERA GAME-BY-GAME

2015, OAKLAND (7-9)

| Date | Opp. | W/L | GP/GS | RECEIVING | | | | | TD |
|---------------|---------|-----|-------------|-----------|------------|------------|-----------|----------|----|
| | | | | Rec. | Yds. | Avg. | Lg. | TD | |
| 9/13 | Cin. | L | 1/0 | 1 | 4 | 4.0 | 4 | 0 | |
| 9/20 | Bal. | W | 1/0 | 3 | 15 | 5.0 | 7 | 0 | |
| 9/27 | at Cle. | W | 1/0 | 0 | 0 | - | - | 0 | |
| 10/4 | at Chi. | L | 1/0 | 2 | 12 | 6.0 | 8 | 0 | |
| 10/11 | Den. | L | 1/0 | 3 | 33 | 11.0 | 19 | 0 | |
| 10/25 | at SD | W | 1/0 | 2 | 11 | 5.5 | 7 | 0 | |
| 11/1 | NYJ | W | 1/0 | 0 | 0 | - | - | 0 | |
| 11/8 | at Pit. | L | 1/0 | 2 | 16 | 8.0 | 8 | 0 | |
| 11/15 | Min. | L | 1/0 | 6 | 46 | 7.7 | 17 | 0 | |
| 11/22 | at Det. | L | 1/0 | 1 | 21 | 21.0 | 21 | 0 | |
| 11/29 | at Ten. | W | 1/0 | 2 | 28 | 14.0 | 19 | 0 | |
| 12/6 | KC | L | 1/0 | 2 | 13 | 6.5 | 7 | 0 | |
| 12/13 | at Den. | W | 1/0 | 3 | 49 | 16.3 | 29 | 1 | |
| 12/20 | GB | L | 1/0 | 3 | 20 | 6.7 | 14 | 0 | |
| 12/24 | SD | W | 1/0 | 0 | 0 | - | - | 0 | |
| 1/3/16 | at KC | L | 1/0 | 2 | 12 | 6.0 | 8 | 0 | |
| Totals | | | 16/0 | 32 | 280 | 8.8 | 29 | 1 | |

2014, OAKLAND (3-13)

| Date | Opp. | W/L | GP/GS | RECEIVING | | | | | TD |
|---------------|---------|-----|--------------|-----------|------------|------------|-----------|----------|----|
| | | | | Rec. | Yds. | Avg. | Lg. | TD | |
| 9/7 | at NYJ | L | 1/1 | 3 | 31 | 10.3 | 13 | 0 | |
| 9/14 | Hou. | L | 1/1 | 5 | 31 | 6.2 | 10 | 0 | |
| 9/21 | at NE | L | 1/1 | 2 | 11 | 5.5 | 8 | 0 | |
| 9/28 | Mia. | L | 1/1 | 2 | 10 | 5.0 | 6 | 0 | |
| 10/12 | SD | L | 1/1 | 0 | 0 | - | - | 0 | |
| 10/19 | Ari. | L | 1/1 | 1 | 18 | 18.0 | 18 | 0 | |
| 10/26 | at Cle. | L | 1/0 | 7 | 83 | 11.9 | 22 | 0 | |
| 11/2 | at Sea. | L | 1/0 | 8 | 38 | 4.8 | 16 | 2 | |
| 11/9 | Den. | L | 1/0 | 6 | 64 | 10.7 | 25 | 1 | |
| 11/16 | at SD | L | 1/0 | 3 | 40 | 13.3 | 33 | 0 | |
| 11/20 | KC | W | 1/0 | 1 | 8 | 8.0 | 8 | 0 | |
| 11/30 | at StL. | L | 1/1 | 3 | 21 | 7.0 | 10 | 0 | |
| 12/7 | SF | W | 1/1 | 7 | 109 | 15.6 | 27 | 1 | |
| 12/14 | at KC | L | 1/1 | 7 | 39 | 5.6 | 9 | 0 | |
| 12/21 | Buf. | W | 1/0 | 1 | 5 | 5.0 | 5 | 0 | |
| 12/28 | at Den. | L | 1/1 | 2 | 26 | 13.0 | 14 | 0 | |
| Totals | | | 16/10 | 58 | 534 | 9.2 | 33 | 4 | |

2013, OAKLAND (4-12)

| Date | Opp. | W/L | GP/GS | RECEIVING | | | | | TD |
|---------------|---------|-----|-------------|-----------|------------|-------------|-----------|----------|----|
| | | | | Rec. | Yds. | Avg. | Lg. | TD | |
| 9/8 | at Ind. | L | 1/0 | 2 | 26 | 13.0 | 19 | 0 | |
| 9/15 | Jac. | W | 1/0 | 3 | 32 | 10.7 | 11 | 0 | |
| 9/23 | at Den. | L | 1/0 | 2 | 21 | 10.5 | 20 | 0 | |
| 9/29 | Was. | L | 1/0 | 2 | 44 | 22.0 | 26 | 1 | |
| 10/6 | SD | W | 1/1 | 1 | 5 | 5.0 | 5 | 0 | |
| 10/13 | at KC | L | 1/0 | 2 | 10 | 5.0 | 6 | 0 | |
| 10/27 | Pit. | W | 1/0 | 0 | 0 | - | - | 0 | |
| 11/3 | Phi. | L | 1/0 | 4 | 36 | 9.0 | 12 | 0 | |
| 11/10 | at NYG | L | 1/1 | 2 | 22 | 11.0 | 16 | 0 | |
| 11/17 | at Hou. | W | 1/0 | 5 | 54 | 10.8 | 26t | 1 | |
| 11/24 | Ten. | L | 1/0 | 1 | 10 | 10.0 | 10 | 0 | |
| 11/28 | at Dal. | L | 1/1 | 2 | 30 | 15.0 | 22 | 0 | |
| 12/8 | at NYJ | L | 1/0 | 5 | 21 | 4.2 | 11 | 1 | |
| 12/15 | KC | L | 1/0 | 3 | 30 | 10.0 | 14t | 1 | |
| 12/22 | at SD | L | 1/0 | 2 | 43 | 21.5 | 37 | 0 | |
| 12/29 | Den. | L | 1/0 | 2 | 23 | 11.5 | 17 | 0 | |
| Totals | | | 16/3 | 38 | 407 | 10.7 | 37 | 4 | |



SETH ROBERTS

WIDE RECEIVER | WEST ALABAMA | 6-2 | 195
ACQUIRED: FA-'14 | NFL EXP.: 2 | RAIDERS EXP.: 2
HOMETOWN: MOULTRIE, GA. | BORN: 02/22/91

10

TRANSACTIONS: Signed by Oakland Raiders as an undrafted free agent, May 16, 2014... Waived by Raiders, Aug. 30, 2014... Signed by Raiders to practice squad, Sept. 1, 2014... Signed by Raiders as a reserve/future free agent, Dec. 30, 2014... Re-signed by Raiders as an exclusive rights free agent, April 18, 2016.

CAREER: Dynamic wide receiver enters his third training camp with Oakland after emerging onto the scene in his first season of action in 2015... Played in 16 games, with five starts, and totaled 32 receptions for 480 yards (15.0 avg.) and five TDs... Spent his rookie campaign on the Raiders' practice squad after joining the team as an undrafted free agent.

2015: Emerged onto the NFL scene with a breakout sophomore season in his first year of action, playing in 16 games with five starts... Totaled 32 receptions for 480 yards (15.0 avg.) with five TDs... His five TDs ranked third on the team and marked the third most ever by an undrafted Raider, trailing only James Jett's 12 in 1997 and six in 1998... **(9/13) vs. Cin.:** Made his NFL debut, seeing action on offense and special teams... Caught the first three passes of his career for 12 yards (4.0 avg.)... **(9/20) vs. Bal.:** Recorded first career TD catch with 26 seconds remaining in the fourth quarter, a 12-yard strike from QB Derek Carr to cap off the game-winning drive and put the Raiders ahead, 37-33... **(9/27) at Cle.:** Reached the end zone for the second straight game, finishing with three catches for 56 yards (18.7 avg.) with one TD... Score came on a 13-yard strike from Carr in the final seconds of the first half... Began the scoring drive with a career-long 36-yard catch and run... **(10/25) at SD:** Contributed in a reserve role, catching one pass for six yards... **(11/1) vs. NYJ:** Hauled in the only pass thrown his way for a key 21-yard gain on third down in the third quarter... **(11/8) at Pit:** Earned first career start as a third wide receiver and caught three passes for 73 yards (24.3 avg.)... **(11/15) vs. Min.:** Contributed one reception late in the game, a 5-yard pickup... **(11/22) at Det.:** Earned the start as a third wide receiver... Hauled in two passes for 54 yards (27.0 avg.), including a career-long 43-yarder on the first play of the second half... Returned the first kickoffs of his career, bringing back two kicks for 47 yards (23.5 avg.) with a 24-yard long... **(11/29) at Ten.:** Earned the start and had a career day, setting new personal bests with six receptions for 113 yards (18.8 avg.) and two TDs, including a 12-yarder for his second game-winning TD reception of the season... First TD came from 10 yards out in the third quarter when he broke a tackle and dove across the goal line... Second TD of the game came with 1:21 remaining and put the Raiders ahead, 24-21... **(12/6) vs. KC:** Entered the game in a reserve role and totaled 51 yards on four receptions (12.8 avg.) with a 17-yard long... Converted a first down in the fourth

AT A GLANCE

- Ranked third on the team with five receiving TDs in first season of NFL action, totaling 32 receptions for 480 yards in 16 games.
- Became the second undrafted Raider to catch at least five TDs in a season, joining WR James Jett (1997 and 1998).
- Spent rookie campaign on Oakland's practice squad after signing with the team as an undrafted free agent in 2014.
- Tallied 13 TDs in two seasons at West Alabama after transferring from Pearl River Community College in Hattiesburg, Miss.

quarter with his 17-yard gain... **(12/13) at Den.:** Earned the start and recorded 20 receiving yards on two receptions with an 11-yard TD catch... **(12/24) vs. SD:** Hauled in two passes for 37 yards (18.5 avg.) with a 33-yard long... On the game-winning drive in overtime, converted on a third-and-8 play when he tipped a pass to himself and secured the reception for a 33-yard gain down to the Chargers' 10-yard line... **(1/3/16) at KC:** Finished with three receptions for 20 yards and a 19-yard long.

2014: Joined the Raiders as an undrafted free agent on May 16... Waived by the Raiders at the end of the preseason before being added to the practice squad, where he remained the remainder of the season... Signed by Raiders as a reserve/future free agent after the conclusion of the regular season.

COLLEGE: Played two years at West Alabama after transferring from Pearl River Community College in Hattiesburg, Miss. ... In two seasons, totaled 62 receptions for 1,169 yards and 13 TDs... As a senior, recorded 40 catches for 857 yards and a team-leading 12 TDs... Scoring total tied for second in the Gulf South Conference... Averaged 21.4 yards per catch... Recorded three 100-yard receiving games... Recorded 22 receptions for 312 yards and one TD as a junior... Averaged 14.2 yards per catch... In two seasons at Pearl River Community College, hauled in 100 passes for 1,129 yards and 11 TDs... As a sophomore, played in nine games and totaled 56 catches for 557 yards and five TDs... As a freshman, recorded 44 receptions for 733 yards and six TDs.

PERSONAL: Attended McClay High School in Tallahassee, Fla. ... Named team captain as both a junior and senior... Also played basketball... Participated in a holiday tree decorating event with the Raiders Women's Association in 2014.

SINGLE-GAME HIGHS: RECEIVING: Receptions – 6, 11/29/15 at Ten. Yards – 113, 11/29/15 at Ten. Long – 43, 11/22/15 at Det. Touchdowns – 2, 11/29/15 at Ten.



ROBERTS


SETH ROBERTS' CAREER STATISTICS

| | | RECEIVING | | | | | | | RUSHING | | | | | TOTAL |
|--------|---------|-----------|----|------|------|------|-----|----|---------|------|------|-----|----|---------|
| Year | Team | GP | GS | Rec. | Yds. | Avg. | Lg. | TD | Att. | Yds. | Avg. | Lg. | TD | OFFENSE |
| 2015 | Oakland | 16 | 5 | 32 | 480 | 15.0 | 43 | 5 | 0 | 0 | - | - | 0 | 480 |
| Totals | | 16 | 5 | 32 | 480 | 15.0 | 66 | 5 | 0 | 0 | - | - | 0 | 480 |

SETH ROBERTS GAME-BY-GAME

2015, OAKLAND (7-9)

| Date | Opp. | W/L | GP/GS | RECEIVING | | | | | RUSHING | | | | | TOTAL OFFENSE |
|---------------|---------|-----|-------------|-----------|------------|-------------|-----------|----------|----------|----------|----------|----------|----------|------------------|
| | | | | Rec. | Yds. | Avg. | Lg. | TD | Att. | Yds. | Avg. | Lg. | TD | |
| 9/13 | Cin. | L | 1/0 | 3 | 12 | 4.0 | 7 | 0 | 0 | 0 | - | - | 0 | 12 |
| 9/20 | Bal. | W | 1/0 | 1 | 12 | 12.0 | 12t | 1 | 0 | 0 | - | - | 0 | 12 |
| 9/27 | at Cle. | W | 1/0 | 3 | 56 | 18.7 | 36 | 1 | 0 | 0 | - | - | 0 | 56 |
| 10/4 | at Chi. | L | 1/0 | 0 | 0 | - | - | 0 | 0 | 0 | - | - | 0 | 0 |
| 10/11 | Den. | L | 1/0 | 0 | 0 | - | - | 0 | 0 | 0 | - | - | 0 | 0 |
| 10/25 | at SD | W | 1/0 | 1 | 6 | 6.0 | 6 | 0 | 0 | 0 | - | - | 0 | 6 |
| 11/1 | NYJ | W | 1/0 | 1 | 21 | 21.0 | 21 | 0 | 0 | 0 | - | - | 0 | 21 |
| 11/8 | at Pit. | L | 1/1 | 3 | 73 | 24.3 | 36 | 0 | 0 | 0 | - | - | 0 | 73 |
| 11/15 | Min. | L | 1/0 | 1 | 5 | 5.0 | 5 | 0 | 0 | 0 | - | - | 0 | 5 |
| 11/22 | at Det. | L | 1/1 | 2 | 54 | 27.0 | 43 | 0 | 0 | 0 | - | - | 0 | 54 |
| 11/29 | at Ten. | W | 1/1 | 6 | 113 | 18.8 | 38 | 2 | 0 | 0 | - | - | 0 | 113 |
| 12/6 | KC | L | 1/0 | 4 | 51 | 12.8 | 17 | 0 | 0 | 0 | - | - | 0 | 51 |
| 12/13 | at Den. | W | 1/1 | 2 | 20 | 10.0 | 11t | 1 | 0 | 0 | - | - | 0 | 20 |
| 12/20 | GB | L | 1/1 | 0 | 0 | - | - | 0 | 0 | 0 | - | - | 0 | 0 |
| 12/24 | SD | W | 1/0 | 2 | 37 | 18.5 | 33 | 0 | 0 | 0 | - | - | 0 | 37 |
| 1/3/16 | at KC | L | 1/0 | 3 | 20 | 6.7 | 19 | 0 | 0 | 0 | - | - | 0 | 20 |
| Totals | | | 16/5 | 32 | 480 | 15.0 | 43 | 5 | 0 | 0 | - | - | 0 | 480 |



ALDON SMITH

LINEBACKER | MISSOURI | 6-4 | 265
ACQUIRED: FA-'15 | NFL EXP.: 6 | RAIDERS EXP.: 2
HOMETOWN: RAYTOWN, MO. | BORN: 09/25/89



TRANSACTIONS: Selected by San Francisco 49ers in the first round (7th overall) of the 2011 NFL Draft, April 28, 2011...Released by 49ers, Aug. 7, 2015...Signed by Oakland Raiders as a free agent, Sept. 11, 2015...Re-signed by Raiders as an unrestricted free agent, April 4, 2016.

CAREER: Pass-rushing linebacker joined the Raiders in 2015 following four seasons with the San Francisco 49ers...Played in nine games for the Raiders last year, posting 29 tackles (17 solo) and 3.5 sacks...Posted 33.5 sacks in his first two NFL seasons, the most by a player in their first two years in NFL history and are the most by any player in consecutive seasons in 49ers history...From 2011-14, his 44 career sacks were eighth most in the NFL during that span...Reached 30.5 sacks in just 27 games, marking the least amount of games for any player in NFL history to hit the 30-sack plateau...His 19.5 sacks in 2012 led the NFC and set a San Francisco single-season record...In 2012, was named a first-team All-Pro selection by the Associated Press, Pro Football Writers of America, and The Sporting News to go along with a Pro Bowl selection...Also was named the Defensive Player of the Month in November 2012...Named the Pro Football Writers of America's Defensive Rookie of the Year in 2011...Earned NFL Defensive Rookie of the Month honors in October and December/January 2011...Career totals include 59 games played with 37 starts, 221 tackles (158), 47.5 sacks, five forced fumbles, one fumble recovery, one INT and eight passes defended.

2015: Played in nine games with seven starts after signing with the Raiders on Sept. 11...Notched 29 tackles (17 solo), 3.5 sacks and three passes defended...Placed on the Reserve/Suspended List on Nov. 18...**(9/13) vs. Cin.:** Saw significant action on defense in first game with the Raiders...Credited with three tackles (two)...**(9/20) vs. Bal.:** Posted two solo tackles...**(9/27) at Cle.:** Started at strongside linebacker...Recorded one solo tackle and registered two passes defended...**(10/4) at Chi.:** Recorded an outstanding showing, racking up six tackles (four) including two stops for no gain...Notched first sack as a Raider, getting to QB Jay Cutler for a 5-yard loss at the end of the first half...Credited with one pass defended...**(10/11) vs. Den.:** Posted second straight game with a sack, combining with DE Mario Edwards Jr. to sack QB Peyton Manning for a 4-yard loss in the fourth quarter...Added three tackles (one)...**(10/25) at SD:** Notched three tackles (two)...**(11/1) vs. NYJ:** Credited with three tackles

AT A GLANCE

- Played in nine games with seven starts in his first season with the Raiders in 2015 and posted 3.5 sacks.
- Recorded 33.5 sacks in his first two NFL seasons, the most by a player in their first two years in NFL history.
- Reached 30.5 sacks in just 27 games, marking the least amount of games for any player in NFL history to hit the 30-sack plateau.
- His 19.5 sacks in 2012 led the NFC and earned him a first-team All-Pro selection by the Associated Press, Pro Football Writers of America, and The Sporting News to go along with a Pro Bowl selection.

(one)...**(11/8) at Pit.:** Credited with four tackles (one)...Sacked QB Ben Roethlisberger for an 11-yard loss on a third-and-10 play, forcing a fourth quarter punt and forcing Roethlisberger out of the game with an injury...**(11/15) vs. Min.:** Applied consistent pressure, registering a sack of QB Teddy Bridgewater for a 6-yard loss to help force a fourth quarter punt...Added four tackles (three).

2014 (with SF): Played in seven games with six starts, totaling 21 tackles (13 solo), and two sacks...Spent the first nine games on the Reserve/Suspended List...**(11/23) vs. Was.:** In his first start of the season, registered four tackles (three) and two sacks.

2013 (with SF): Appeared in 11 games, starting eight...Spent five weeks on the Reserve/NFL List...Recorded 44 tackles (31 solo) and 8.5 sacks...Added 14 tackles (10 solo), 3.5 sacks, one forced fumble and one fumble recovery in three postseason starts...**(9/15) at Sea.:** Posted nine tackles (six) and two sacks...**(9/22) vs. Ind.:** Notched one sack, giving him 4.5 sacks through the team's first three games...**(11/25) at Was.:** Recorded six tackles (four) and two sacks in the victory...**(12/15) at TB:** Posted four tackles at two sacks in the win...**Postseason: (1/5/14) at GB:** Notched four tackles and 1.5 sacks in the Wild Card victory...**(1/19/14) at Sea.:** Registered seven tackles (five), two sacks, one forced fumble and one fumble recovery in the NFC Championship Game.

2012 (with SF): Started all 16 games for the first time in his career, posting career highs in tackles (83), sacks (19.5), forced fumbles (three) and INTs (one)...Named a first-team All-Pro selection by the Associated Press, Pro Football Writers of America, and The Sporting News...Selected to his first Pro Bowl as a starter...Also was named the Defensive Player of the Month in November 2012, tallying nine sacks in just three games...Named the NFL's Defensive Player of the Week after recording 5.5 sacks vs. Chicago on Nov. 19...Finished second in the NFL (J.J. Watt) and first in the NFC with 19.5 sacks...Set a new 49ers



A.SMITH

franchise record for sacks...Tied a franchise record with at least one sack in seven consecutive games (Oct. 18 - Dec. 9)...**(9/16) vs. Det.:** Posted nine tackles (six solo) and 1.5 sacks...**(9/30) at NYJ:** Recorded six tackles (five), two sacks and one forced fumble in the victory...**(10/29) at Ari.:** Notched six tackles and two sacks...**(11/11) vs. StL.:** Totaled a career-high 12 tackles (eight) and two sacks...**(11/19) vs. Chi.:** Enjoyed a career night on Monday Night Football, posting a career-high 5.5 sacks and two forced fumbles...The 5.5 sacks are the most in Monday Night Football history...**(12/9) vs. Mia.:** Recorded six tackles and two sacks...**Postseason: (1/12/12) vs. GB:** Totaled three tackles and one forced fumble in the Divisional Round victory...**Super Bowl XLVII (2/3/13) vs. Bal.:** Recorded four tackles.

2011 (with SF): Played in all 16 games, totaling 44 tackles (34 solo), 14 sacks, two forced fumbles, one fumble recovery and four passes defended...Named the Pro Football Writers of America's Defensive Rookie of the Year in 2011...Earned NFL Defensive Rookie of the Month honors in October and December/January 2011...Named Pepsi NFL Rookie of the Week honors in Week 5 and 6...Led the team with 14 sacks, which set a franchise rookie record and led all rookies...Sack totaled ranked tied for fifth in the NFL...His 14 sacks were the second most by a rookie since 1982...**(10/2) at Phi.:** Posted five tackles and his first 1.5 sacks in the victory...**(10/9) vs. TB:** Posted three tackles and two sacks...**(10/16) at Det.:** Recorded a season-high seven tackles (four) two sacks, one forced fumble and one pass defended in the victory...**(12/4) vs. StL.:** Notched four tackles (three) and two sacks and one fumble recovery in the victory...**(12/19) vs. Pit.:** Recorded five tackles and 2.5 sacks...**Postseason: (1/16/12) vs. NO:** Notched three tackles and one sack in the Divisional Round victory...**(1/22/12) vs. NYG:** Recorded three tackles and one sack in the NFC Championship Game.

COLLEGE: Played in 23 games with 21 starts over two seasons at Missouri...Totaled 112 tackles, 17 sacks, two forced fumbles, one fumble recovery, one INT and seven passes defended...His 17 sacks ranked tied for sixth in school history...Set the school's single-season with 11.5 in 2009...Started all 10 games he played in 2010, despite being slowed by injury...Earned a first-team All-Big 12 selection, as well as Missouri's Defensive Lineman of the Year Award...Posted 48 tackles, 5.5 sacks, and one forced fumble...As a freshman in 2009, was a Freshman All-American selection by the Football Writers Association of America and named Big 12 Defensive Freshman of the Year and Defensive Newcomer of the Year...Also won Missouri's Defensive Lineman of the Year and Freshman of the Year...Played in 13 games with 11 starts, notching 64 tackles, 11.5 sacks, one forced fumble, one fumble recovery and five passes defended...Redshirted as a true freshman in 2008...Majored in sociology.

PERSONAL: Attended Raytown (Mo.) Senior High School and was a first-team all-state selection and recipient of the Raytown's Defensive Most Valuable Players Award...Also a finalist for the Junious "Buck" Buchanan Memorial Award for the most outstanding player from the states of Missouri and Kansas...As a senior and team captain in 2007, registered 60 tackles and 12 sacks, while adding seven forced fumbles...Added 34 receptions for 570 yards and 4 TDs as a tight end on offense...Earned first-team All-Conference honors in basketball as he helped his team to a 27-1 record...During the 2012 season, he pledged \$5,099 for each sack earned to be split between the Boys and Girls Clubs of the Peninsula and the Boys and Girls Clubs of San Francisco...As a product of the Boys and Girls Clubs himself growing up, his 19.5 total sacks resulted in a donation of \$99,432 to help support the children and teens in the community.

ADDITIONAL STATISTICS: Special teams tackles - 1 in 2011.

SINGLE-GAME HIGHS: TACKLES: Total - 12, 11/11/12 vs. StL. Solo - 8, 11/11/12 vs. StL. Sacks - 5.5, 11/19/12 vs. Chi. Forced fumbles - 2, 11/19/12 vs. Chi. Fumble recoveries - 1, 11/20/11 vs. Ari. Interceptions - 1, 12/16/12 at NE. Passes defended - 2, 9/27/15 at Cle.

ALDON SMITH'S CAREER STATISTICS

| Year | Team | GP | GS | TACKLES | | | | | INTERCEPTIONS | | | | | FUMBLES | | |
|-------------------|---------------|-----------|-----------|------------|------------|-----------|-------------|--------------|---------------|----------|----------|----------|----------|----------|----------|----------|
| | | | | Total | Solo | Asst. | Sacks | Yds. | No. | Yds. | Lg. | TD | PD | FF | FR | Yds. |
| 2011 | San Francisco | 16 | 0 | 44 | 34 | 10 | 14.0 | 104.5 | 0 | 0 | - | 0 | 4 | 2 | 1 | 0 |
| 2012 | San Francisco | 16 | 16 | 83 | 63 | 20 | 19.5 | 144.5 | 1 | 6 | 6 | 0 | 1 | 3 | 0 | 0 |
| 2013 | San Francisco | 11 | 8 | 44 | 31 | 13 | 8.5 | 48.5 | 0 | 0 | - | 0 | 0 | 0 | 0 | 0 |
| 2014 | San Francisco | 7 | 6 | 21 | 13 | 8 | 2.0 | 16.0 | 0 | 0 | - | 0 | 0 | 0 | 0 | 0 |
| 2015 | Oakland | 9 | 7 | 29 | 17 | 12 | 3.5 | 24.0 | 0 | 0 | - | 0 | 3 | 0 | 0 | 0 |
| Totals | | 59 | 37 | 221 | 158 | 63 | 47.5 | 337.5 | 1 | 6 | 6 | 0 | 8 | 5 | 1 | 0 |
| POSTSEASON | | | | | | | | | | | | | | | | |
| 2011 | San Francisco | 2 | 0 | 6 | 5 | 1 | 2.0 | 16.0 | 0 | 0 | - | 0 | 0 | 0 | 0 | 0 |
| 2012 | San Francisco | 3 | 3 | 11 | 8 | 3 | 0.0 | 0.0 | 0 | 0 | - | 0 | 0 | 1 | 1 | 0 |
| 2013 | San Francisco | 3 | 3 | 14 | 10 | 4 | 3.5 | 15.0 | 0 | 0 | - | 0 | 0 | 1 | 1 | 0 |
| Totals | | 8 | 6 | 31 | 23 | 8 | 5.5 | 31.0 | 0 | 0 | - | 0 | 0 | 2 | 2 | 0 |

A.SMITH

ALDON SMITH GAME-BY-GAME

2015, OAKLAND (7-9)

| Date | Opp. | W/L | GP/GS | TACKLES | | | | | INTERCEPTIONS | | | | | FUMBLES | | |
|---------------|---------|-----|------------|--------------------------|-----------|-----------|------------|-------------|---------------|----------|----------|----------|----------|----------|----------|----------|
| | | | | Total | Solo | Asst. | Sacks | Yds. | No. | Yds. | Lg. | TD | PD | FF | FR | Yds. |
| 9/13 | Cin. | L | 1/0 | 3 | 2 | 1 | 0.0 | 0.0 | 0 | 0 | - | 0 | 0 | 0 | 0 | 0 |
| 9/20 | Bal. | W | 1/0 | 2 | 2 | 0 | 0.0 | 0.0 | 0 | 0 | - | 0 | 0 | 0 | 0 | 0 |
| 9/27 | at Cle. | W | 1/1 | 1 | 1 | 0 | 0.0 | 0.0 | 0 | 0 | - | 0 | 2 | 0 | 0 | 0 |
| 10/4 | at Chi. | L | 1/1 | 6 | 4 | 2 | 1.0 | 5.0 | 0 | 0 | - | 0 | 1 | 0 | 0 | 0 |
| 10/11 | Den. | L | 1/1 | 3 | 1 | 2 | 0.5 | 2.0 | 0 | 0 | - | 0 | 0 | 0 | 0 | 0 |
| 10/25 | at SD | W | 1/1 | 3 | 2 | 1 | 0.0 | 0.0 | 0 | 0 | - | 0 | 0 | 0 | 0 | 0 |
| 11/1 | NYJ | W | 1/1 | 3 | 1 | 2 | 0.0 | 0.0 | 0 | 0 | - | 0 | 0 | 0 | 0 | 0 |
| 11/8 | at Pit. | L | 1/1 | 4 | 1 | 3 | 1.0 | 11.0 | 0 | 0 | - | 0 | 0 | 0 | 0 | 0 |
| 11/15 | Min. | L | 1/1 | 4 | 3 | 1 | 1.0 | 6.0 | 0 | 0 | - | 0 | 0 | 0 | 0 | 0 |
| 11/22 | at Det. | L | | (RESERVE/SUSPENDED LIST) | | | | | | | | | | | | |
| 11/29 | at Ten. | W | | (RESERVE/SUSPENDED LIST) | | | | | | | | | | | | |
| 12/6 | KC | L | | (RESERVE/SUSPENDED LIST) | | | | | | | | | | | | |
| 12/13 | at Den. | W | | (RESERVE/SUSPENDED LIST) | | | | | | | | | | | | |
| 12/20 | GB | L | | (RESERVE/SUSPENDED LIST) | | | | | | | | | | | | |
| 12/24 | SD | W | | (RESERVE/SUSPENDED LIST) | | | | | | | | | | | | |
| 1/3/16 | at KC | L | | (RESERVE/SUSPENDED LIST) | | | | | | | | | | | | |
| Totals | | | 9/7 | 29 | 17 | 12 | 3.5 | 24.0 | 0 | 0 | - | 0 | 3 | 0 | 0 | 0 |

2014, SAN FRANCISCO (8-8)

| Date | Opp. | W/L | GP/GS | TACKLES | | | | | INTERCEPTIONS | | | | | FUMBLES | | |
|---------------|---------|-----|------------|--------------------------|-----------|----------|------------|-------------|---------------|----------|----------|----------|----------|----------|----------|----------|
| | | | | Total | Solo | Asst. | Sacks | Yds. | No. | Yds. | Lg. | TD | PD | FF | FR | Yds. |
| 9/7 | at Dal. | W | | (RESERVE/SUSPENDED LIST) | | | | | | | | | | | | |
| 9/14 | Chi. | L | | (RESERVE/SUSPENDED LIST) | | | | | | | | | | | | |
| 9/21 | at Ari. | L | | (RESERVE/SUSPENDED LIST) | | | | | | | | | | | | |
| 9/28 | Phi. | W | | (RESERVE/SUSPENDED LIST) | | | | | | | | | | | | |
| 10/5 | KC | W | | (RESERVE/SUSPENDED LIST) | | | | | | | | | | | | |
| 10/13 | at StL. | W | | (RESERVE/SUSPENDED LIST) | | | | | | | | | | | | |
| 10/19 | at Den. | L | | (RESERVE/SUSPENDED LIST) | | | | | | | | | | | | |
| 11/2 | StL. | L | | (RESERVE/SUSPENDED LIST) | | | | | | | | | | | | |
| 11/9 | at NO | W | | (RESERVE/SUSPENDED LIST) | | | | | | | | | | | | |
| 11/16 | at NYG | W | 1/0 | 1 | 0 | 1 | 0.0 | 0.0 | 0 | 0 | - | 0 | 0 | 0 | 0 | 0 |
| 11/23 | Was. | W | 1/1 | 4 | 3 | 1 | 2.0 | 16.0 | 0 | 0 | - | 0 | 0 | 0 | 0 | 0 |
| 11/27 | Sea. | L | 1/1 | 3 | 2 | 1 | 0.0 | 0.0 | 0 | 0 | - | 0 | 0 | 0 | 0 | 0 |
| 12/7 | at Oak. | L | 1/1 | 2 | 2 | 0 | 0.0 | 0.0 | 0 | 0 | - | 0 | 0 | 0 | 0 | 0 |
| 12/14 | at Sea. | L | 1/1 | 4 | 2 | 2 | 0.0 | 0.0 | 0 | 0 | - | 0 | 0 | 0 | 0 | 0 |
| 12/20 | SD | L | 1/1 | 4 | 2 | 2 | 0.0 | 0.0 | 0 | 0 | - | 0 | 0 | 0 | 0 | 0 |
| 12/28 | Ari. | W | 1/1 | 3 | 2 | 1 | 0.0 | 0.0 | 0 | 0 | - | 0 | 0 | 0 | 0 | 0 |
| Totals | | | 7/6 | 21 | 13 | 8 | 2.0 | 16.0 | 0 | 0 | - | 0 | 0 | 0 | 0 | 0 |

2013, SAN FRANCISCO (12-4)

| Date | Opp. | W/L | GP/GS | TACKLES | | | | | INTERCEPTIONS | | | | | FUMBLES | | |
|---------------|---------|-----|-------------|---------------|-----------|-----------|------------|-------------|---------------|----------|----------|----------|----------|----------|----------|----------|
| | | | | Total | Solo | Asst. | Sacks | Yds. | No. | Yds. | Lg. | TD | PD | FF | FR | Yds. |
| 9/8 | GB | W | 1/1 | 5 | 3 | 2 | 1.5 | 9.5 | 0 | 0 | - | 0 | 0 | 0 | 0 | 0 |
| 9/15 | at Sea. | L | 1/1 | 9 | 6 | 3 | 2.0 | 11.0 | 0 | 0 | - | 0 | 0 | 0 | 0 | 0 |
| 9/22 | Ind. | L | 1/1 | 4 | 4 | 0 | 1.0 | 7.0 | 0 | 0 | - | 0 | 0 | 0 | 0 | 0 |
| 9/26 | at StL. | W | | (RESERVE/NFI) | | | | | | | | | | | | |
| 10/6 | Hou. | W | | (RESERVE/NFI) | | | | | | | | | | | | |
| 10/13 | Ari. | W | | (RESERVE/NFI) | | | | | | | | | | | | |
| 10/20 | at Ten. | W | | (RESERVE/NFI) | | | | | | | | | | | | |
| 11/10 | Car. | L | 1/0 | 0 | 0 | 0 | 0.0 | 0.0 | 0 | 0 | - | 0 | 0 | 0 | 0 | 0 |
| 11/17 | at NO | L | 1/0 | 3 | 1 | 2 | 0.0 | 0.0 | 0 | 0 | - | 0 | 0 | 0 | 0 | 0 |
| 11/25 | at Was. | W | 1/0 | 6 | 4 | 2 | 2.0 | 14.0 | 0 | 0 | - | 0 | 0 | 0 | 0 | 0 |
| 12/1 | StL. | W | 1/1 | 2 | 2 | 0 | 0.0 | 0.0 | 0 | 0 | - | 0 | 0 | 0 | 0 | 0 |
| 12/8 | Sea. | W | 1/1 | 3 | 3 | 0 | 0.0 | 0.0 | 0 | 0 | - | 0 | 0 | 0 | 0 | 0 |
| 12/15 | at TB | W | 1/1 | 4 | 3 | 1 | 2.0 | 7.0 | 0 | 0 | - | 0 | 0 | 0 | 0 | 0 |
| 12/23 | Atl. | W | 1/1 | 4 | 1 | 3 | 0.0 | 0.0 | 0 | 0 | - | 0 | 0 | 0 | 0 | 0 |
| 12/29 | at Ari. | W | 1/1 | 4 | 4 | 0 | 0.0 | 0.0 | 0 | 0 | - | 0 | 0 | 0 | 0 | 0 |
| Totals | | | 11/8 | 44 | 31 | 13 | 8.5 | 48.5 | 0 | 0 | - | 0 | 0 | 0 | 0 | 0 |

POSTSEASON

| | | | | | | | | | | | | | | | | |
|---------------|---------|---|------------|-----------|-----------|----------|------------|-------------|----------|----------|----------|----------|----------|----------|----------|----------|
| 1/5/14 | at GB | W | 1/1 | 4 | 3 | 1 | 1.5 | 9.0 | 0 | 0 | - | 0 | 0 | 0 | 0 | 0 |
| 1/12/14 | at Car. | W | 1/1 | 3 | 2 | 1 | 0.0 | 0.0 | 0 | 0 | - | 0 | 0 | 0 | 0 | 0 |
| 1/19/14 | at Sea. | L | 1/1 | 7 | 5 | 2 | 2.0 | 6.0 | 0 | 0 | - | 0 | 0 | 1 | 1 | 0 |
| Totals | | | 3/3 | 14 | 10 | 4 | 3.5 | 15.0 | 0 | 0 | - | 0 | 0 | 1 | 1 | 0 |


A.SMITH

ALDON SMITH GAME-BY-GAME 2012, SAN FRANCISCO (11-4-1)

| Date | Opp. | W/L | GP/GS | TACKLES | | | | | Yds. | INTERCEPTIONS | | | | | FUMBLES | | |
|-------------------|---------|-----|--------------|-----------|-----------|-----------|-------------|--------------|------|---------------|----------|----------|----------|----------|----------|----------|----------|
| | | | | Total | Solo | Asst. | Sacks | | | No. | Yds. | Lg. | TD | PD | FF | FR | Yds. |
| 9/9 | at GB | W | 1/1 | 4 | 4 | 0 | 1.0 | 10.0 | | 0 | 0 | - | 0 | 0 | 0 | 0 | 0 |
| 9/16 | Det. | W | 1/1 | 9 | 6 | 3 | 1.5 | 11.5 | | 0 | 0 | - | 0 | 0 | 0 | 0 | 0 |
| 9/23 | at Min. | L | 1/1 | 7 | 4 | 3 | 0.0 | 0.0 | | 0 | 0 | - | 0 | 0 | 0 | 0 | 0 |
| 9/30 | at NYJ | W | 1/1 | 6 | 5 | 1 | 2.0 | 6.0 | | 0 | 0 | - | 0 | 0 | 1 | 0 | 0 |
| 10/7 | Buf. | W | 1/1 | 3 | 2 | 1 | 0.0 | 0.0 | | 0 | 0 | - | 0 | 0 | 0 | 0 | 0 |
| 10/14 | NYG | L | 1/1 | 3 | 1 | 2 | 0.0 | 0.0 | | 0 | 0 | - | 0 | 0 | 0 | 0 | 0 |
| 10/18 | Sea. | W | 1/1 | 0 | 0 | 0 | 1.0 | 7.0 | | 0 | 0 | - | 0 | 0 | 0 | 0 | 0 |
| 10/29 | at Ari. | W | 1/1 | 6 | 6 | 0 | 2.0 | 18.0 | | 0 | 0 | - | 0 | 0 | 0 | 0 | 0 |
| 11/11 | StL. | T | 1/1 | 12 | 8 | 4 | 2.0 | 16.0 | | 0 | 0 | - | 0 | 0 | 0 | 0 | 0 |
| 11/19 | Chi. | W | 1/1 | 6 | 6 | 0 | 5.5 | 45.0 | | 0 | 0 | - | 0 | 0 | 2 | 0 | 0 |
| 11/25 | at NO | W | 1/1 | 5 | 5 | 0 | 1.5 | 8.0 | | 0 | 0 | - | 0 | 0 | 0 | 0 | 0 |
| 12/2 | at StL. | L | 1/1 | 5 | 2 | 3 | 1.0 | 6.0 | | 0 | 0 | - | 0 | 0 | 0 | 0 | 0 |
| 12/9 | Mia. | W | 1/1 | 6 | 6 | 0 | 2.0 | 17.0 | | 0 | 0 | - | 0 | 0 | 0 | 0 | 0 |
| 12/16 | at NE | W | 1/1 | 1 | 1 | 0 | 0.0 | 0.0 | | 1 | 6 | 6 | 0 | 1 | 0 | 0 | 0 |
| 12/23 | at Sea. | L | 1/1 | 7 | 5 | 2 | 0.0 | 0.0 | | 0 | 0 | - | 0 | 0 | 0 | 0 | 0 |
| 12/30 | Ari. | W | 1/1 | 3 | 2 | 1 | 0.0 | 0.0 | | 0 | 0 | - | 0 | 0 | 0 | 0 | 0 |
| Totals | | | 16/16 | 83 | 63 | 20 | 19.5 | 144.5 | | 1 | 6 | 6 | 0 | 1 | 3 | 0 | 0 |
| POSTSEASON | | | | | | | | | | | | | | | | | |
| 1/12/13 | GB | W | 1/1 | 3 | 3 | 0 | 0.0 | 0.0 | | 0 | 0 | - | 0 | 0 | 1 | 0 | 0 |
| 1/20/13 | at Atl. | W | 1/1 | 4 | 2 | 2 | 0.0 | 0.0 | | 0 | 0 | - | 0 | 0 | 0 | 1 | 0 |
| 2/3/13 | Bal. | L | 1/1 | 4 | 3 | 1 | 0.0 | 0.0 | | 0 | 0 | - | 0 | 0 | 0 | 0 | 0 |
| Totals | | | 3/3 | 11 | 8 | 3 | 0.0 | 0.0 | | 0 | 0 | - | 0 | 0 | 1 | 1 | 0 |

2011, SAN FRANCISCO (13-3)

| Date | Opp. | W/L | GP/GS | TACKLES | | | | | Yds. | INTERCEPTIONS | | | | | FUMBLES | | |
|-------------------|---------|-----|-------------|-----------|-----------|-----------|-------------|--------------|------|---------------|----------|----------|----------|----------|----------|----------|----------|
| | | | | Total | Solo | Asst. | Sacks | | | No. | Yds. | Lg. | TD | PD | FF | FR | Yds. |
| 9/11 | Sea. | W | 1/0 | 1 | 0 | 1 | 0.0 | 0.0 | | 0 | 0 | - | 0 | 1 | 0 | 0 | 0 |
| 9/18 | Dal. | L | 1/0 | 0 | 0 | 0 | 0.0 | 0.0 | | 0 | 0 | - | 0 | 1 | 0 | 0 | 0 |
| 9/25 | at Cin. | W | 1/0 | 0 | 0 | 0 | 0.0 | 0.0 | | 0 | 0 | - | 0 | 0 | 0 | 0 | 0 |
| 10/2 | at Phi. | W | 1/0 | 5 | 5 | 0 | 1.5 | 10.5 | | 0 | 0 | - | 0 | 0 | 0 | 0 | 0 |
| 10/9 | TB | W | 1/0 | 3 | 3 | 0 | 2.0 | 6.0 | | 0 | 0 | - | 0 | 0 | 0 | 0 | 0 |
| 10/16 | at Det. | W | 1/0 | 7 | 4 | 3 | 2.0 | 29.0 | | 0 | 0 | - | 0 | 1 | 1 | 0 | 0 |
| 10/30 | Cle. | W | 1/0 | 2 | 1 | 1 | 1.0 | 7.0 | | 0 | 0 | - | 0 | 0 | 0 | 0 | 0 |
| 11/6 | at Was. | W | 1/0 | 0 | 0 | 0 | 0.0 | 0.0 | | 0 | 0 | - | 0 | 0 | 0 | 0 | 0 |
| 11/13 | NYG | W | 1/0 | 2 | 0 | 2 | 0.0 | 0.0 | | 0 | 0 | - | 0 | 0 | 0 | 0 | 0 |
| 11/20 | Ari. | W | 1/0 | 2 | 2 | 0 | 1.0 | 6.0 | | 0 | 0 | - | 0 | 1 | 0 | 0 | 0 |
| 11/24 | at Bal. | L | 1/0 | 3 | 3 | 0 | 0.0 | 0.0 | | 0 | 0 | - | 0 | 0 | 0 | 0 | 0 |
| 12/4 | StL. | W | 1/0 | 4 | 3 | 1 | 2.0 | 14.0 | | 0 | 0 | - | 0 | 0 | 0 | 1 | 0 |
| 12/11 | at Ari. | L | 1/0 | 3 | 3 | 0 | 1.0 | 5.0 | | 0 | 0 | - | 0 | 0 | 1 | 0 | 0 |
| 12/19 | Pit. | W | 1/0 | 5 | 5 | 0 | 2.5 | 19.0 | | 0 | 0 | - | 0 | 0 | 0 | 0 | 0 |
| 12/24 | at Sea. | W | 1/0 | 5 | 4 | 1 | 1.0 | 8.0 | | 0 | 0 | - | 0 | 0 | 0 | 0 | 0 |
| 1/1/12at StL. | W | 1/0 | 1/0 | 2 | 1 | 1 | 0.0 | 0.0 | | 0 | 0 | - | 0 | 0 | 0 | 0 | 0 |
| Totals | | | 16/0 | 44 | 34 | 10 | 14.0 | 104.5 | | 0 | 0 | - | 0 | 4 | 2 | 1 | 0 |
| POSTSEASON | | | | | | | | | | | | | | | | | |
| 1/14/12 | NO | W | 1/0 | 3 | 3 | 0 | 1.0 | 11.0 | | 0 | 0 | - | 0 | 0 | 0 | 0 | 0 |
| 1/22/12 | NYG | L | 1/0 | 3 | 2 | 1 | 1.0 | 5.0 | | 0 | 0 | - | 0 | 0 | 0 | 0 | 0 |
| Totals | | | 2/0 | 6 | 5 | 1 | 2.0 | 16.0 | | 0 | 0 | - | 0 | 0 | 0 | 0 | 0 |



LEE SMITH

TIGHT END | MARSHALL | 6-6 | 265
ACQUIRED: UFA-'15 (Buf.) | NFL EXP: 6 | RAIDERS EXP.: 2
HOMETOWN: POWELL, TENN. | BORN: 11/21/87

86

TRANSACTIONS: Selected by New England Patriots in the fifth round (159th overall) of the 2011 NFL Draft, April 30, 2011...Waived by Patriots, Sept. 3, 2011...Claimed via waivers by Buffalo Bills, Sept. 4, 2011...Signed by Oakland Raiders as an unrestricted free agent, March 11, 2015.

CAREER: Powerful tight end enters his second season with Oakland after joining the team prior to 2015...Serves primarily as a blocking tight end...Set a career high with 12 receptions in his first year in Silver and Black in 2015...Played his first four seasons with the Buffalo Bills after being drafted by the New England Patriots...Has appeared in 71 games with 49 starts, totaling 32 receptions for 214 yards and four TDs...Set a career high with 78 receiving yards in 2013.

AT A GLANCE

- Set a career high with 12 receptions in his first season with the Raiders in 2015.
- Played his first four seasons for the Buffalo Bills, totaling 20 receptions for 144 yards and three TDs.
- Set a career high with 78 receiving yards in 2013.
- Earned All-Conference USA honors as a senior at Marshall.

2015: Started a career-high 15 games in his first season with the Silver and Black...Recorded a career-high 12 receptions for 70 receiving yards (5.8 avg.) and one TD...**(9/13) vs. Cin.:** Earned the start in his Silver and Black debut, seeing action on both offense and special teams...Returned a short kickoff from K Mike Nugent eight yards, his first career kickoff return...**(9/20) vs. Bal.:** Started for the second straight game and caught his first pass of the season for six yards...**(9/27) at Cle.:** Earned the start and hauled in one pass for eight yards...**(10/4) at Chi.:** Started and caught a season-high two passes for 14 yards (7.0 avg.)...**(10/25) at SD:** Started in a two-tight end set and caught two passes for one yard, including an 8-yard long...**(11/1) vs. NYJ:** Started in a two-tight end set and finished with one reception for six yards...**(11/8) at Pit.:** Earned the start and hauled in one pass for 10 yards...Eighth reception of the season set a new career high...**(11/15) vs. Min.:** Started at tight end and caught one pass for a 1-yard gain...**(11/29) at Ten.:** Returned to the starting lineup after sitting out one game with a wrist injury...Caught one pass for a 2-yard gain...**(12/6) vs. KC:** Started and recorded one reception, a 5-yard TD...Scored first TD as a Raider and the fourth of his career on a 5-yard pass from QB Derek Carr in the third quarter...**(12/24) vs. SD:** Started and recorded one reception for a season-long 17 yards.

2014 (with Buf.): Led all Bills tight ends with 10 starts, playing in 14 games and totaling seven catches for 42 yards...**(9/28) at Hou.:** Made his first start of the season at tight end...**(10/26) at NYJ:** Started at tight end and caught his first two passes and first TD of the season...Finished with two receptions for five yards and a 1-yard score...**(11/9) vs. KC:** Played a key role in an offensive attack that averaged 5.0 yards per rush...**(11/13) at Mia.:** Played in his 50th career game...**(11/24) vs. NYJ:** Totaled one reception for 12 yards...**(12/7) at Den.:** Posted one reception for six yards...**(12/14) vs. GB:** Registered two catches for one yard...**(12/28) at NE:** Tallied a season-long 18-yard reception.

2013 (with Buf.): Appeared in all 16 games with 14 starts, setting a career high with 78 receiving yards...Recorded five receptions for 78 yards on the year...**(9/22) at NYJ:** Made his first start of the season as the team opened in a two-tight end formation...**(9/29) vs. Bal.:** Started and recorded the longest reception of his career, a 28-yarder, in the third quarter...**(10/20) at Mia.:** Started and posted one catch for 18 yards...**(11/17) vs. NYJ:** Totaled one catch for one yard...**(12/8) at TB:** Hauled in one catch for seven yards...**(12/22) vs. Mia.:** Posted one reception for 24 yards.

2012 (with Buf.): Played in all 16 games for the first time in his career, making seven starts and recording the first two receiving TDs of his career...**(9/9) at NYJ:** Caught one pass for five yards in the season opener...**(9/16) vs. KC:** Made his first start of the season at tight end as the team opened in a two-tight end formation...**(11/11) at NE:** Hauled in his second reception of the season for five yards...**(11/15) vs. Mia.:** Appeared in his 20th career game...**(11/25) at Ind.:** Started and made his first career TD reception on a 1-yard pass...**(12/9) vs. StL.:** Started and registered a 2-yard TD pass in the third quarter.

2011 (with Buf.): Appeared in 10 games with three starts in his rookie season...Joined the Bills after the team claimed him off waivers from New England at the end of training camp...Placed on the reserve/injured list on Dec. 20...**(10/2) at Cin.:** Made his NFL debut...**(10/9) vs. Phi.:** Recorded his first career special teams tackle...**(11/27) at NYJ:** Made his first career start at tight end...**(12/4) vs. Ten.:** Totaled the first three catches of his career for 11 yards...**(12/11) at SD:** Started at tight end and made one catch for zero yards...**(12/18) vs. Mia.:** Started at tight end...Left the game in the second half with an ankle injury and did not return.



L.SMITH

COLLEGE: Played four seasons at Marshall, appearing in 48 games...Totaled 75 receptions for 791 yards...Played in 12 games as a senior, earning All-Conference USA honors...Nominated for the Allstate Good Works Team...Finished with 38 receptions for 358 yards and three TDs...Appeared in 13 games as a junior, totaling 23 receptions for 335 yards...Named an honorable mention for the All-Conference USA team...Played in 12 games, starting seven, as a sophomore...Finished sixth on the team in receptions (12) and receiving yards (89)...Added two special teams tackles...Appeared in 11 games as a redshirt freshman, making two catches for nine yards...Majoring in psychology and criminal justice.

PERSONAL: Attended Powell (Tenn.) High School...Played tight end and defensive end...Also played basketball...Father, Dar-yle, played on the offensive line at the University of Tennessee and spent six years in the NFL...Playing with the Dallas Cowboys, Cleveland Browns and Philadelphia Eagles before spending four years in the CFL.

ADDITIONAL STATISTICS: Special teams tackles – 2 in 2011. Miscellaneous tackles – 1 in 2012, 1 in 2014; NFL totals: 2.

SINGLE-GAME HIGHS: RECEIVING: Receptions – 3, 12/4/11 vs. Ten. Yards – 28, 9/29/13 vs. Bal. Long – 28, 9/29/13 vs. Bal. Touchdowns – 1, four times; last: 12/6/15 vs. KC.

LEE SMITH'S CAREER STATISTICS

| Year | Team | GP | GS | RECEIVING | | | | | RUSHING | | | | | TOTAL OFFENSE |
|---------------|---------|-----------|-----------|-----------|------------|------------|-----------|----------|----------|----------|----------|----------|----------|---------------|
| | | | | Rec. | Yds. | Avg. | Lg. | TD | Att. | Yds. | Avg. | Lg. | TD | |
| 2011 | Buffalo | 10 | 3 | 4 | 11 | 2.8 | 6 | 0 | 0 | 0 | - | - | 0 | 11 |
| 2012 | Buffalo | 16 | 7 | 4 | 13 | 3.3 | 5 | 2 | 0 | 0 | - | - | 0 | 13 |
| 2013 | Buffalo | 16 | 14 | 5 | 78 | 15.6 | 28 | 0 | 0 | 0 | - | - | 0 | 78 |
| 2014 | Buffalo | 14 | 10 | 7 | 42 | 6.0 | 18 | 1 | 0 | 0 | - | - | 0 | 42 |
| 2015 | Oakland | 15 | 15 | 12 | 70 | 5.8 | 17 | 1 | 0 | 0 | - | - | 0 | 70 |
| Totals | | 71 | 49 | 32 | 214 | 6.7 | 28 | 4 | 0 | 0 | - | - | 0 | 214 |

LEE SMITH GAME-BY-GAME

2015, OAKLAND (7-9)

| Date | Opp. | W/L | GP/GS | RECEIVING | | | | |
|---------------|---------|-----|--------------|--------------------|-----------|------------|-----------|----------|
| | | | | Rec. | Yds. | Avg. | Lg. | TD |
| 9/13 | Cin. | L | 1/1 | 0 | 0 | - | - | 0 |
| 9/20 | Bal. | W | 1/1 | 1 | 6 | 6.0 | 6 | 0 |
| 9/27 | at Cle. | W | 1/1 | 1 | 8 | 8.0 | 8 | 0 |
| 10/4 | at Chi. | L | 1/1 | 2 | 14 | 7.0 | 9 | 0 |
| 10/11 | Den. | L | 1/1 | 0 | 0 | - | - | 0 |
| 10/25 | at SD | W | 1/1 | 2 | 1 | 0.5 | 8 | 0 |
| 11/1 | NYJ | W | 1/1 | 1 | 6 | 6.0 | 6 | 0 |
| 11/8 | at Pit. | L | 1/1 | 1 | 10 | 10.0 | 10 | 0 |
| 11/15 | Min. | L | 1/1 | 1 | 1 | 1.0 | 1 | 0 |
| 11/22 | at Det. | L | | (INACTIVE - WRIST) | | | | |
| 11/29 | at Ten. | W | 1/1 | 1 | 2 | 2.0 | 2 | 0 |
| 12/6 | KC | L | 1/1 | 1 | 5 | 5.0 | 5t | 1 |
| 12/13 | at Den. | W | 1/1 | 0 | 0 | - | - | 0 |
| 12/20 | GB | L | 1/1 | 0 | 0 | - | - | 0 |
| 12/24 | SD | W | 1/1 | 1 | 17 | 17.0 | 17 | 0 |
| 1/3/16 | at KC | L | 1/1 | 0 | 0 | - | - | 0 |
| Totals | | | 15/15 | 12 | 70 | 5.8 | 17 | 1 |

2014, BUFFALO (9-7)

| Date | Opp. | W/L | GP/GS | RECEIVING | | | | |
|---------------|---------|-----|--------------|-------------------|-----------|------------|-----------|----------|
| | | | | Rec. | Yds. | Avg. | Lg. | TD |
| 9/7 | at Chi. | W | | (INACTIVE - FOOT) | | | | |
| 9/14 | Mia. | W | | (INACTIVE - FOOT) | | | | |
| 9/21 | SD | L | 1/0 | 0 | 0 | - | - | 0 |
| 9/28 | at Hou. | L | 1/1 | 0 | 0 | - | - | 0 |
| 10/5 | at Det. | W | 1/1 | 0 | 0 | - | - | 0 |
| 10/12 | NE | L | 1/0 | 0 | 0 | - | - | 0 |
| 10/19 | Min. | W | 1/1 | 0 | 0 | - | - | 0 |
| 10/26 | at NYJ | W | 1/1 | 2 | 5 | 2.5 | 4 | 1 |
| 11/9 | KC | L | 1/0 | 0 | 0 | - | - | 0 |
| 11/13 | at Mia. | L | 1/0 | 0 | 0 | - | - | 0 |
| 11/24 | NYJ | W | 1/1 | 1 | 12 | 12.0 | 12 | 0 |
| 11/30 | Cle. | W | 1/1 | 0 | 0 | - | - | 0 |
| 12/7 | at Den. | L | 1/1 | 1 | 6 | 6.0 | 6 | 0 |
| 12/14 | GB | W | 1/1 | 2 | 1 | 0.5 | 1 | 0 |
| 12/21 | at Oak. | L | 1/1 | 0 | 0 | - | - | 0 |
| 12/28 | at NE | W | 1/1 | 1 | 18 | 18.0 | 18 | 0 |
| Totals | | | 14/10 | 7 | 42 | 6.0 | 18 | 1 |

L.SMITH

LEE SMITH GAME-BY-GAME

2013, BUFFALO (6-10)

| RECEIVING | | | | | | | | | |
|-----------|---------|-----|-------|------|------|------|-----|----|--|
| Date | Opp. | W/L | GP/GS | Rec. | Yds. | Avg. | Lg. | TD | |
| 9/8 | NE | L | 1/0 | 0 | 0 | - | - | 0 | |
| 9/15 | Car. | W | 1/0 | 0 | 0 | - | - | 0 | |
| 9/22 | at NYJ | L | 1/1 | 0 | 0 | - | - | 0 | |
| 9/29 | Bal. | W | 1/1 | 1 | 28 | 28.0 | 28 | 0 | |
| 10/3 | at Cle. | L | 1/1 | 0 | 0 | - | - | 0 | |
| 10/13 | Cin. | L | 1/1 | 0 | 0 | - | - | 0 | |
| 10/20 | at Mia. | W | 1/1 | 1 | 18 | 18.0 | 18 | 0 | |
| 10/27 | at NO | L | 1/1 | 0 | 0 | - | - | 0 | |
| 11/3 | KC | L | 1/1 | 0 | 0 | - | - | 0 | |
| 11/10 | at Pit. | L | 1/1 | 0 | 0 | - | - | 0 | |
| 11/17 | NYJ | W | 1/1 | 1 | 1 | 1.0 | 1 | 0 | |
| 12/1 | Atl. | L | 1/1 | 0 | 0 | - | - | 0 | |
| 12/8 | at TB | L | 1/1 | 1 | 7 | 7.0 | 7 | 0 | |
| 12/15 | at Jac. | W | 1/1 | 0 | 0 | - | - | 0 | |
| 12/22 | Mia. | W | 1/1 | 1 | 24 | 24.0 | 24 | 0 | |
| 12/29 | at NE | L | 1/1 | 0 | 0 | - | - | 0 | |
| Totals | | | 16/14 | 5 | 78 | 15.6 | 28 | 0 | |

2012, BUFFALO (6-10)

| Date | Opp. | W/L | GP/GS | RECEIVING | | | | | TD |
|--------|---------|-----|-------|-----------|------|------|-----|---|----|
| | | | | Rec. | Yds. | Avg. | Lg. | | |
| 9/9 | at NYJ | L | 1/0 | 1 | 5 | 5.0 | 5 | 0 | |
| 9/16 | KC | W | 1/1 | 0 | 0 | - | - | 0 | |
| 9/23 | at Cle. | W | 1/0 | 0 | 0 | - | - | 0 | |
| 9/30 | NE | L | 1/0 | 0 | 0 | - | - | 0 | |
| 10/7 | at SF | L | 1/0 | 0 | 0 | - | - | 0 | |
| 10/14 | at Ari. | W | 1/0 | 0 | 0 | - | - | 0 | |
| 10/21 | Ten. | L | 1/0 | 0 | 0 | - | - | 0 | |
| 11/4 | at Hou. | L | 1/0 | 0 | 0 | - | - | 0 | |
| 11/11 | at NE | L | 1/0 | 1 | 5 | 5.0 | 5 | 0 | |
| 11/15 | Mia. | W | 1/1 | 0 | 0 | - | - | 0 | |
| 11/25 | at Ind. | L | 1/1 | 1 | 1 | 1.0 | 1t | 1 | |
| 12/2 | Jac. | W | 1/0 | 0 | 0 | - | - | 0 | |
| 12/9 | StL. | L | 1/1 | 1 | 2 | 2.0 | 2t | 1 | |
| 12/16 | Sea. | L | 1/1 | 0 | 0 | - | - | 0 | |
| 12/23 | at Mia. | L | 1/1 | 0 | 0 | - | - | 0 | |
| 12/30 | NYJ | W | 1/1 | 0 | 0 | - | - | 0 | |
| Totals | | | 16/7 | 4 | 13 | 3.3 | 5 | 2 | |

2011, BUFFALO (6-10)

| RECEIVING | | | | | | | | |
|-----------|---------|-----|--------------------------------|------------|------|------|-----|----|
| Date | Opp. | W/L | GP/GS | Rec. | Yds. | Avg. | Lg. | TD |
| 9/11 | at KC | | | (INACTIVE) | | | | |
| 9/18 | Oak. | W | | (INACTIVE) | | | | |
| 9/25 | NE | W | | (INACTIVE) | | | | |
| 10/2 | at Cin. | L | 1/0 | 0 | 0 | - | - | 0 |
| 10/9 | Phi. | W | 1/0 | 0 | 0 | - | - | 0 |
| 10/16 | at NYG | L | 1/0 | 0 | 0 | - | - | 0 |
| 10/30 | Was. | W | 1/0 | 0 | 0 | - | - | 0 |
| 11/6 | NYJ | L | 1/0 | 0 | 0 | - | - | 0 |
| 11/13 | at Dal. | L | 1/0 | 0 | 0 | - | - | 0 |
| 11/20 | at Mia. | L | | (INACTIVE) | | | | |
| 11/27 | at NYJ | L | 1/1 | 0 | 0 | - | - | 0 |
| 12/4 | Ten. | L | 1/0 | 3 | 11 | 3.7 | 6 | 0 |
| 12/11 | at SD | L | 1/1 | 1 | 0 | 0.0 | 0 | 0 |
| 12/18 | Mia. | L | 1/1 | 0 | 0 | - | - | 0 |
| 12/24 | Den. | W | (RESERVE/INJURED LIST - ANKLE) | | | | | |
| 1/1/12 | at NE | L | (RESERVE/INJURED LIST - ANKLE) | | | | | |
| Totals | | | 10/3 | 4 | 11 | 2.8 | 6 | 0 |



MALCOLM SMITH

LINEBACKER | USC | 6-0 | 225
ACQUIRED: UFA-'15 (Sea.) | NFL EXP.: 6 | RAIDERS EXP.: 2
HOMETOWN: NORTHRIDGE, CALIF. | BORN: 07/05/89

53

TRANSACTIONS: Selected by Seattle Seahawks in the seventh round (245th overall) of the 2011 NFL Draft, April 30, 2011...Signed by Oakland Raiders as an unrestricted free agent, March 11, 2015.

CAREER: Veteran linebacker enters his second season with the Raiders after joining the team prior to 2015...Spent his first four seasons with the Seattle Seahawks, helping the team to two NFC Championships (2013 and 2014) and a Super Bowl XLVIII title...Named Super Bowl XLVIII MVP after totaling nine tackles (five solo), one fumble recovery and a 69-yard INT-TD...Led the team and posted a career-high 143 tackles (98 solo) in 2015...Posted for 50 tackles, one forced fumble, two INTs and four passes defended in 2013...Career totals include 73 games played with 32 starts, 248 tackles (166), six sacks, five forced fumbles, three INTs and 14 passes defended...Postseason totals include eight games played with two starts, 27 tackles (16), one fumble recovery, two INTs and two passes defended.

AT A GLANCE

- Led the team and set a career high with 143 tackles (98 solo) in his first season with Oakland.
- Named Super Bowl XLVIII MVP after totaling nine tackles (five solo), one fumble recovery and a 69-yard INT-TD against the Denver Broncos.
- Spent his first four seasons with the Seattle Seahawks, helping the team to two NFC Championships (2013 and 2014) and a Super Bowl XLVIII title.
- Played under Raiders defensive coordinator Ken Norton, Jr. in Seattle, who was then the team's linebackers coach.
- Brother, Steve Smith, played six seasons in the NFL for the New York Giants, Philadelphia Eagles and St. Louis Rams.

2015: Started all 16 games, playing nearly every defensive snap...Led the team and posted a career-high 143 tackles (98 solo)...Ranked second on the team with four sacks and added one INT, seven passes defended and two forced fumbles...**(9/13) vs. Cin.:** Started at linebacker in Raiders debut, recording 10 tackles (six)...**(9/20) vs. Bal.:** Racked up 12 tackles (seven)...**(9/27) at Cle.:** Had a standout performance, totaling eight tackles (six) with a sack and two passes defended...Sacked QB Josh McCown on a third down play to force a third quarter punt...Was credited with a pass defended with a hit on TE Gary Barnidge at the goal line to halt a potential TD in the second quarter...**(10/4) at Chi.:** Led team with 10 tackles (six)...**(10/11) vs. Den.:** Made first start of the season at middle linebacker...Totaled five tackles (three) and one pass defended along with his second sack of the season...Downed QB Peyton Manning for an 8-yard loss in the third quarter...**(10/25) at SD:** Posted an outstanding all-around game...Intercepted a QB Philip Rivers pass off of a tip and returned it 27 yards to set up the Raiders' opening score...Also notched a sack of Rivers for a 9-yard loss in the fourth quarter...Credited with a team-high 13 tackles (11) and two passes defended...**(11/1) vs. NYJ:** Led team with eight tackles (six)...**(11/8) at Pit.:** Posted six tackles (three)...**(11/15) vs. Min.:** Notched 10 tackles (seven)...**(11/22) at Det.:** Recorded five tackles (four) and his fifth sack of the season, forcing QB Matthew Stafford out of bounds for no gain in the second quarter...**(11/29) at Ten.:** Credited with a team-high 10 tackles (eight)...**(12/6) vs. KC:** Forced a fumble that was recovered by S Charles Woodson on a second quarter completion to WR Jeremy Maclin, forcing the first Chiefs turnover in six games...Credited with six tackles (four), eclipsing 100 tackles in a season for the first time in his career...**(12/13) at Den.:** Paced the team with 12 tackles (eight)...**(12/20) vs. GB:** Paced the team with eight tackles (five)...Stopped WR Randall Cobb for a 1-yard loss on a third-and-5 play to force a first-quarter punt...Also dropped RB Eddie Lacy for a 2-yard loss in the fourth quarter...**(12/24) vs. SD:** Established a new career high with 14 tackles (11)...Made perhaps the biggest defensive play of the game in the fourth quarter, punching the ball loose from TE David Johnson and forcing a fumble that was returned by DE Benson Mayowa 40 yards to the San Diego 3-yard line...Play set up a go-ahead TD...**(1/3/16) at KC:** Capped an outstanding season with six tackles (three).

2014 (with Sea.): Played in 14 games with five starts...Totaled 33 tackles (24 solo), one forced fumble and one pass defended...Also played in three postseason contests...**(9/14) at SD:** Made his first start of the season and notched five tackles...**(10/19) at StL.:** Started at outside linebacker and registered 10 tackles, all of which were solo, and one forced fumble...**(10/26) at Car.:** Forced a fumble for the second straight game and posted eight tackles (four)...**(11/16) at KC:** Tallied four tackles and one pass defended...**Postseason: (1/18/15) vs. GB:** Posted one tackle.

2013 (with Sea.): Appeared in 15 games and made a eight starts...Totaled 50 tackles (30 solo), one sack, one forced fumble, two INTs, and four passes defended...Played in three post-season games, making two starts, and totaling 22 tackles (12), one fumble recovery, two INTs and two passes defended...Named Super Bowl XLVIII MVP after totaling nine tackles (five), one fumble recovery and a 69-yard INT-TD...**(9/8) at Car.:** Started and posted two tackles...Helped limit the Panthers to just 96 total yards in the second half...**(9/15) vs. SF:** Posted three tackles (one)...**(9/29) at Hou.:** Recorded five tackles (four) and one forced fumble, which was recovered by LB Bobby Wagner...Also posted two special teams tackles...**(10/13) vs. Ten.:** Posted four tackles (three) starting in place of LB K.J. Wright...**(10/17) at Ari.:** Led team with a then-career-high eight tackles (six)...Added one sack, one pass defended and one special teams tackle...**(11/17) vs. Min.:** Posted two tackles and one pass defended...**(12/15) at NYG:** Started and posted five tackles (four)...**(12/22) vs. Ari.:** Tied a then-career high with eight tackles (two) and posted his first career INT and returned it 32 yards to the Cardinals' 3-yard line...



M.SMITH

(12/29) vs. StL: Scored the game's first TD on a 37-yard INT-TD, his second INT in as many weeks...Added five tackles (one)...
Postseason: (1/11/14) vs. NO: Posted nine tackles (five)...**(1/19/14) vs. SF:** Posted four tackles...Secured an INT in the end zone on the 49ers' potential game-winning drive after it was deflected by CB Richard Sherman, allowing Seattle to run out the clock and win the game...**Super Bowl XLVIII (2/2/14) vs. Den.:** Named Super Bowl XLVIII MVP after totaling nine tackles (five solo), one fumble recovery and a 69-yard INT-TD after intercepting QB Peyton Manning...Added one special teams tackle.

2012 (with Sea.): Played in all 16 games for the first time in his career and started three contests...Totaled 17 tackles (nine solo) and two passes defended...Added five special teams tackles, one blocked punt and one fumble recovery returned for a TD...
Played in four postseason games and added two tackles... (9/16) vs. Dal.: Blocked his first career punt, which was scooped up by CB Jeron Johnson, who returned it three yards for the TD...**(9/30) at StL:** Recorded two tackles...**(12/2) at Chi.:** Made his first career start due to injury and posted two tackles...**(12/9) vs. Ari.:** Started for the second consecutive contest and posted three tackles (two)...Also recorded his first career TD, recovering a muffed punt in the end zone...**(12/16) at Buf.:** Recorded one tackle and one pass defended...**(12/23) vs. SF:** Set a season high with five tackles...**(12/30) vs. StL:** Started and totaled four tackles (two)...**Postseason: (1/6/13) at Was.:** Talled two tackles and one special teams stop...**(1/13/13) at Atl.:** Posted two tackles and one special teams stop.

2011 (with Sea.): Saw action in 12 games as a rookie...Totaled five tackles and one sack...**(9/11) at SF:** Made his NFL debut and led the team with two special teams tackles...**(11/13) vs. Bal.:** Recorded two solo tackles and his first career sack...Also recorded two special teams tackles and forced a fumble on a kickoff return in the second quarter that was recovered by Seattle...**(11/20) at StL:** Talled two tackles.

COLLEGE: Played in 47 career games in four seasons at USC, registering 174 tackles, two INTs, one sack and two TDs...Played in 11 games during his senior season, registering 78 tackles (46 solo), one sack and 74-yard INT-TD...Started at weak-side linebacker throughout his junior year, appearing in 10 games (nine starts), registering 72 tackles (second on team), including six for loss, three passes defended, one forced fumble and a 62-yard INT-TD...Had a USC season-high and career-best 15 tackles (the most by a Trojan since 2001) and returned a first-quarter INT 62 yards for a TD against UCLA to earn Pac-10 Defensive Player of the Week honors...Appeared in all 13 games as a sophomore, tallying 18 tackles...Played in all 13 games and recorded six tackles and one forced fumble as a freshman...Majored in economics.

PERSONAL: Attended Taft High school in Woodland Hills, Calif. ...Posted 31 tackles, 10 sacks and four fumble recoveries on defense and ran for 919 yards on 118 carries (7.8 avg.) with 15 TDs on offense in 2006 despite missing the first half of the season with a leg injury...His 2006 honors included Super Prep All-American, Prep Star All-American, Prep Star 100, Super Prep All-Far-west, Prep Star All-West, Scout.com All-West, Long Beach Press-Telegram Best in the West First Team, Orange County Register Fab 15 Second Team, Tacoma News-Tribune Western 100, Cal-Hi Sports All-State Third Team, All-L.A. City First Team and Los Angeles Daily News All-Area Second Team...Brother, Steve, was a 2006 All-American wide receiver at USC, who lettered four years with the Trojans (2003-06) and played for the New York Giants, Philadelphia Eagles and St. Louis Rams.

ADDITIONAL STATISTICS: Touchdowns (2): 12/9/12 vs. Ari., muffed punt recovery in end zone; 12/29/13 vs. StL., 37-yard INT return. Special teams tackles – 11 in 2011, 5 in 2012, 4 in 2013, 4 in 2014; NFL totals: 24. Special teams forced fumbles – 1 in 2011. Special teams fumble recoveries – 1 in 2012. Punt blocks – 1 in 2012.

SINGLE-GAME HIGHS: TACKLES: Total – 14, 12/24/15 vs. SD. Solo – 11, two times; last: 12/24/15 vs. SD. Sacks – 1, six times; last: 11/22/15 at Det. Forced fumbles – 1, five times; last: 12/24/15 vs. SD. Interceptions – 1, three times; last: 10/25/15 at SD. Passes defended – 2, three times; last: 11/29/15 at Ten.

MALCOLM SMITH'S CAREER STATISTICS

| Year | Team | GP | GS | TACKLES | | | | | Yds. | INTERCEPTIONS | | | | | FUMBLES | | |
|-------------------|---------|-----------|-----------|------------|------------|-----------|------------|-------------|------|---------------|-----------|------------|----------|-----------|----------|----------|----------|
| | | | | Total | Solo | Asst. | Sacks | | | No. | Yds. | Lg. | TD | PD | FF | FR | Yds. |
| 2011 | Seattle | 12 | 0 | 5 | 5 | 0 | 1.0 | 8.0 | | 0 | 0 | - | 0 | 0 | 0 | 0 | 0 |
| 2012 | Seattle | 16 | 3 | 17 | 9 | 8 | 0.0 | 0.0 | | 0 | 0 | - | 0 | 2 | 0 | 0 | 0 |
| 2013 | Seattle | 15 | 8 | 50 | 30 | 20 | 1.0 | 8.0 | | 2 | 69 | 37t | 1 | 4 | 1 | 0 | 0 |
| 2014 | Seattle | 14 | 5 | 33 | 24 | 9 | 0.0 | 0.0 | | 0 | 0 | - | 0 | 1 | 2 | 0 | 0 |
| 2015 | Oakland | 16 | 16 | 143 | 98 | 45 | 4.0 | 22.0 | | 1 | 27 | 27 | 0 | 7 | 2 | 0 | 0 |
| Totals | | 73 | 32 | 248 | 166 | 82 | 6.0 | 38.0 | | 3 | 96 | 37t | 1 | 14 | 5 | 0 | 0 |
| POSTSEASON | | | | | | | | | | | | | | | | | |
| 2012 | Seattle | 2 | 0 | 4 | 4 | 0 | 0.0 | 0.0 | | 0 | 0 | - | 0 | 0 | 0 | 0 | 0 |
| 2013 | Seattle | 3 | 2 | 22 | 12 | 10 | 0.0 | 0.0 | | 2 | 69 | 69t | 1 | 2 | 0 | 1 | 7 |
| 2014 | Seattle | 3 | 0 | 1 | 0 | 1 | 0.0 | 0.0 | | 0 | 0 | - | 0 | 0 | 0 | 0 | 0 |
| Totals | | 8 | 2 | 27 | 16 | 11 | 0.0 | 0.0 | | 2 | 69 | 69t | 1 | 2 | 0 | 1 | 7 |

M.SMITH

MALCOLM SMITH GAME-BY-GAME

2015, OAKLAND (7-9)

| Date | Opp. | W/L | GP/GS | TACKLES | | | | | Yds. | INTERCEPTIONS | | | | | FUMBLES | | |
|---------------|---------|-----|--------------|------------|-----------|-----------|------------|-------------|------|---------------|-----------|-----------|----------|----------|----------|----------|----------|
| | | | | Total | Solo | Asst. | Sacks | | | No. | Yds. | Lg. | TD | PD | FF | FR | Yds. |
| 9/13 | Cin. | L | 1/1 | 10 | 6 | 4 | 0.0 | 0.0 | 0.0 | 0 | 0 | - | 0 | 0 | 0 | 0 | 0 |
| 9/20 | Bal. | W | 1/1 | 12 | 7 | 5 | 0.0 | 0.0 | 0.0 | 0 | 0 | - | 0 | 0 | 0 | 0 | 0 |
| 9/27 | at Cle. | W | 1/1 | 8 | 6 | 2 | 1.0 | 5.0 | 5.0 | 0 | 0 | - | 0 | 2 | 0 | 0 | 0 |
| 10/4 | at Chi. | L | 1/1 | 10 | 6 | 4 | 0.0 | 0.0 | 0.0 | 0 | 0 | - | 0 | 0 | 0 | 0 | 0 |
| 10/11 | Den. | L | 1/1 | 5 | 3 | 2 | 1.0 | 8.0 | 8.0 | 0 | 0 | - | 0 | 1 | 0 | 0 | 0 |
| 10/25 | at SD | W | 1/1 | 13 | 11 | 2 | 1.0 | 9.0 | 9.0 | 1 | 27 | 27 | 0 | 2 | 0 | 0 | 0 |
| 11/1 | NYJ | W | 1/1 | 8 | 6 | 2 | 0.0 | 0.0 | 0.0 | 0 | 0 | - | 0 | 0 | 0 | 0 | 0 |
| 11/8 | at Pit. | L | 1/1 | 6 | 3 | 3 | 0.0 | 0.0 | 0.0 | 0 | 0 | - | 0 | 0 | 0 | 0 | 0 |
| 11/15 | Min. | L | 1/1 | 10 | 7 | 3 | 0.0 | 0.0 | 0.0 | 0 | 0 | - | 0 | 0 | 0 | 0 | 0 |
| 11/22 | at Det. | L | 1/1 | 5 | 4 | 1 | 1.0 | 0.0 | 0.0 | 0 | 0 | - | 0 | 0 | 0 | 0 | 0 |
| 11/29 | at Ten. | W | 1/1 | 10 | 8 | 2 | 0.0 | 0.0 | 0.0 | 0 | 0 | - | 0 | 2 | 0 | 0 | 0 |
| 12/6 | KC | L | 1/1 | 6 | 4 | 2 | 0.0 | 0.0 | 0.0 | 0 | 0 | - | 0 | 0 | 1 | 0 | 0 |
| 12/13 | at Den. | W | 1/1 | 12 | 8 | 4 | 0.0 | 0.0 | 0.0 | 0 | 0 | - | 0 | 0 | 0 | 0 | 0 |
| 12/20 | GB | L | 1/1 | 8 | 5 | 3 | 0.0 | 0.0 | 0.0 | 0 | 0 | - | 0 | 0 | 0 | 0 | 0 |
| 12/24 | SD | W | 1/1 | 14 | 11 | 3 | 0.0 | 0.0 | 0.0 | 0 | 0 | - | 0 | 0 | 1 | 0 | 0 |
| 1/3/16at | KC | L | 1/1 | 6 | 3 | 3 | 0.0 | 0.0 | 0.0 | 0 | 0 | - | 0 | 0 | 0 | 0 | 0 |
| Totals | | | 16/16 | 143 | 98 | 45 | 4.0 | 22.0 | | 1 | 27 | 27 | 0 | 7 | 2 | 0 | 0 |

2014, SEATTLE (12-4)

| Date | Opp. | W/L | GP/GS | TACKLES | | | | | Yds. | INTERCEPTIONS | | | | | FUMBLES | | |
|-------------------|---------|-----|-------------|--------------------|-----------|----------|------------|------------|------|---------------|----------|----------|----------|----------|----------|----------|----------|
| | | | | Total | Solo | Asst. | Sacks | | | No. | Yds. | Lg. | TD | PD | FF | FR | Yds. |
| 9/4 | GB | W | 1/0 | 1 | 0 | 1 | 0.0 | 0.0 | 0.0 | 0 | 0 | - | 0 | 0 | 0 | 0 | 0 |
| 9/14 | at SD | L | 1/1 | 5 | 4 | 1 | 0.0 | 0.0 | 0.0 | 0 | 0 | - | 0 | 0 | 0 | 0 | 0 |
| 9/21 | Den. | W | 1/1 | 0 | 0 | 0 | 0.0 | 0.0 | 0.0 | 0 | 0 | - | 0 | 0 | 0 | 0 | 0 |
| 10/6 | at Was. | W | 1/0 | 0 | 0 | 0 | 0.0 | 0.0 | 0.0 | 0 | 0 | - | 0 | 0 | 0 | 0 | 0 |
| 10/12 | Dal. | L | 1/0 | 3 | 1 | 2 | 0.0 | 0.0 | 0.0 | 0 | 0 | - | 0 | 0 | 0 | 0 | 0 |
| 10/19 | at StL. | L | 1/1 | 10 | 10 | 0 | 0.0 | 0.0 | 0.0 | 0 | 0 | - | 0 | 0 | 1 | 0 | 0 |
| 10/26 | at Car. | W | 1/1 | 8 | 4 | 4 | 0.0 | 0.0 | 0.0 | 0 | 0 | - | 0 | 0 | 1 | 0 | 0 |
| 11/2 | Oak. | W | | (INACTIVE - GROIN) | | | | | | | | | | | | | |
| 11/9 | NYG | W | | (INACTIVE - GROIN) | | | | | | | | | | | | | |
| 11/16 | at KC | L | 1/1 | 4 | 4 | 0 | 0.0 | 0.0 | 0.0 | 0 | 0 | - | 0 | 1 | 0 | 0 | 0 |
| 11/23 | Ari. | W | 1/0 | 0 | 0 | 0 | 0.0 | 0.0 | 0.0 | 0 | 0 | - | 0 | 0 | 0 | 0 | 0 |
| 11/27 | at SF | W | 1/0 | 0 | 0 | 0 | 0.0 | 0.0 | 0.0 | 0 | 0 | - | 0 | 0 | 0 | 0 | 0 |
| 12/7 | at Phi. | W | 1/0 | 0 | 0 | 0 | 0.0 | 0.0 | 0.0 | 0 | 0 | - | 0 | 0 | 0 | 0 | 0 |
| 12/14 | SF | W | 1/0 | 0 | 0 | 0 | 0.0 | 0.0 | 0.0 | 0 | 0 | - | 0 | 0 | 0 | 0 | 0 |
| 12/21 | at Ari. | W | 1/0 | 0 | 0 | 0 | 0.0 | 0.0 | 0.0 | 0 | 0 | - | 0 | 0 | 0 | 0 | 0 |
| 12/28 | StL. | W | 1/0 | 2 | 1 | 1 | 0.0 | 0.0 | 0.0 | 0 | 0 | - | 0 | 0 | 0 | 0 | 0 |
| Totals | | | 14/5 | 33 | 24 | 9 | 0.0 | 0.0 | | 0 | 0 | - | 0 | 1 | 2 | 0 | 0 |
| POSTSEASON | | | | | | | | | | | | | | | | | |
| 1/10/15 | Car. | W | 1/0 | 0 | 0 | 0 | 0.0 | 0.0 | 0.0 | 0 | 0 | - | 0 | 0 | 0 | 0 | 0 |
| 1/18/15 | GB | W | 1/0 | 1 | 0 | 1 | 0.0 | 0.0 | 0.0 | 0 | 0 | - | 0 | 0 | 0 | 0 | 0 |
| 2/1/15 | NE | L | 1/0 | 0 | 0 | 0 | 0.0 | 0.0 | 0.0 | 0 | 0 | - | 0 | 0 | 0 | 0 | 0 |
| Totals | | | 3/0 | 1 | 0 | 1 | 0.0 | 0.0 | | 0 | 0 | - | 0 | 0 | 0 | 0 | 0 |

M.SMITH

MALCOLM SMITH GAME-BY-GAME

2013, SEATTLE (13-3)

| Date | Opp. | W/L | GP/GS | TACKLES | | | | | INTERCEPTIONS | | | | | FUMBLES | | |
|-------------------|---------|-----|-------------|------------------------|-----------|-----------|------------|------------|---------------|-----------|------------|----------|----------|----------|----------|----------|
| | | | | Total | Solo | Asst. | Sacks | Yds. | No. | Yds. | Lg. | TD | PD | FF | FR | Yds. |
| 9/8 | at Car. | W | 1/1 | 2 | 2 | 0 | 0.0 | 0.0 | 0 | 0 | - | 0 | 0 | 0 | 0 | 0 |
| 9/22 | Jac. | W | | (INACTIVE - HAMSTRING) | | | | | | | | | | | | |
| 9/29 | at Hou. | W | 1/1 | 5 | 4 | 1 | 0.0 | 0.0 | 0 | 0 | - | 0 | 0 | 1 | 0 | 0 |
| 10/6 | at Ind. | L | 1/0 | 0 | 0 | 0 | 0.0 | 0.0 | 0 | 0 | - | 0 | 0 | 0 | 0 | 0 |
| 10/13 | Ten. | W | 1/1 | 4 | 3 | 1 | 0.0 | 0.0 | 0 | 0 | - | 0 | 0 | 0 | 0 | 0 |
| 10/17 | at Ari. | W | 1/1 | 8 | 6 | 2 | 1.0 | 8.0 | 0 | 0 | - | 0 | 1 | 0 | 0 | 0 |
| 10/28 | at StL. | W | 1/0 | 1 | 1 | 0 | 0.0 | 0.0 | 0 | 0 | - | 0 | 0 | 0 | 0 | 0 |
| 11/3 | TB | W | 1/0 | 0 | 0 | 0 | 0.0 | 0.0 | 0 | 0 | - | 0 | 0 | 0 | 0 | 0 |
| 11/10 | at Atl. | W | 1/0 | 0 | 0 | 0 | 0.0 | 0.0 | 0 | 0 | - | 0 | 0 | 0 | 0 | 0 |
| 11/17 | Min. | W | 1/0 | 2 | 1 | 1 | 0.0 | 0.0 | 0 | 0 | - | 0 | 1 | 0 | 0 | 0 |
| 12/2 | NO | W | 1/0 | 3 | 2 | 1 | 0.0 | 0.0 | 0 | 0 | - | 0 | 0 | 0 | 0 | 0 |
| 12/8 | at SF | L | 1/0 | 4 | 3 | 1 | 0.0 | 0.0 | 0 | 0 | - | 0 | 0 | 0 | 0 | 0 |
| 12/15 | at NYG | W | 1/1 | 5 | 4 | 1 | 0.0 | 0.0 | 0 | 0 | - | 0 | 0 | 0 | 0 | 0 |
| 12/22 | Ari. | L | 1/1 | 8 | 2 | 6 | 0.0 | 0.0 | 1 | 32 | 32 | 0 | 1 | 0 | 0 | 0 |
| 12/29 | StL. | W | 1/1 | 5 | 1 | 4 | 0.0 | 0.0 | 1 | 37 | 37t | 1 | 1 | 0 | 0 | 0 |
| Totals | | | 15/8 | 50 | 30 | 20 | 1.0 | 8.0 | 2 | 69 | 37t | 1 | 4 | 1 | 0 | 0 |
| POSTSEASON | | | | | | | | | | | | | | | | |
| 1/11/14 | NO | W | 1/1 | 9 | 5 | 4 | 0.0 | 0.0 | 0 | 0 | - | 0 | 0 | 0 | 0 | 0 |
| 1/19/14 | SF | W | 1/1 | 4 | 2 | 2 | 0.0 | 0.0 | 1 | 0 | 0 | 0 | 1 | 0 | 0 | 0 |
| 2/2/14 | at Den. | W | 1/0 | 9 | 5 | 4 | 0.0 | 0.0 | 1 | 69 | 69t | 1 | 1 | 0 | 1 | 7 |
| Totals | | | 3/2 | 22 | 12 | 10 | 0.0 | 0.0 | 2 | 69 | 69t | | | 0 | 1 | 7 |

2012, SEATTLE (11-5)


| Date | Opp. | W/L | GP/GS | TACKLES | | | | | INTERCEPTIONS | | | | | FUMBLES | | |
|-------------------|---------|-----|-------------|-----------|----------|----------|------------|------------|---------------|----------|----------|----------|----------|----------|----------|----------|
| | | | | Total | Solo | Asst. | Sacks | Yds. | No. | Yds. | Lg. | TD | PD | FF | FR | Yds. |
| 9/9 | at Ari. | L | 1/0 | 0 | 0 | 0 | 0.0 | 0.0 | 0 | 0 | - | 0 | 0 | 0 | 0 | 0 |
| 9/16 | Dal. | W | 1/0 | 0 | 0 | 0 | 0.0 | 0.0 | 0 | 0 | - | 0 | 0 | 0 | 0 | 0 |
| 9/24 | GB | W | 1/0 | 0 | 0 | 0 | 0.0 | 0.0 | 0 | 0 | - | 0 | 0 | 0 | 0 | 0 |
| 9/30 | at StL. | L | 1/0 | 2 | 2 | 0 | 0.0 | 0.0 | 0 | 0 | - | 0 | 0 | 0 | 0 | 0 |
| 10/7 | at Car. | W | 1/0 | 0 | 0 | 0 | 0.0 | 0.0 | 0 | 0 | - | 0 | 0 | 0 | 0 | 0 |
| 10/14 | NE | W | 1/0 | 0 | 0 | 0 | 0.0 | 0.0 | 0 | 0 | - | 0 | 0 | 0 | 0 | 0 |
| 10/18 | at SF | L | 1/0 | 0 | 0 | 0 | 0.0 | 0.0 | 0 | 0 | - | 0 | 0 | 0 | 0 | 0 |
| 10/28 | at Det. | L | 1/0 | 0 | 0 | 0 | 0.0 | 0.0 | 0 | 0 | - | 0 | 0 | 0 | 0 | 0 |
| 11/4 | Min. | W | 1/0 | 0 | 0 | 0 | 0.0 | 0.0 | 0 | 0 | - | 0 | 0 | 0 | 0 | 0 |
| 11/11 | NYJ | W | 1/0 | 0 | 0 | 0 | 0.0 | 0.0 | 0 | 0 | - | 0 | 0 | 0 | 0 | 0 |
| 11/25 | at Mia. | L | 1/0 | 0 | 0 | 0 | 0.0 | 0.0 | 0 | 0 | - | 0 | 0 | 0 | 0 | 0 |
| 12/2 | at Chi. | W | 1/1 | 2 | 2 | 0 | 0.0 | 0.0 | 0 | 0 | - | 0 | 0 | 0 | 0 | 0 |
| 12/9 | Ari. | W | 1/1 | 3 | 2 | 1 | 0.0 | 0.0 | 0 | 0 | - | 0 | 0 | 0 | 0 | 0 |
| 12/16 | at Buf. | W | 1/0 | 1 | 1 | 0 | 0.0 | 0.0 | 0 | 0 | - | 0 | 1 | 0 | 0 | 0 |
| 12/23 | SF | W | 1/0 | 5 | 0 | 5 | 0.0 | 0.0 | 0 | 0 | - | 0 | 0 | 0 | 0 | 0 |
| 12/30 | StL. | W | 1/1 | 4 | 2 | 2 | 0.0 | 0.0 | 0 | 0 | - | 0 | 1 | 0 | 0 | 0 |
| Totals | | | 16/3 | 17 | 9 | 8 | 0.0 | 0.0 | 0 | 0 | - | 0 | 2 | 0 | 0 | 0 |
| POSTSEASON | | | | | | | | | | | | | | | | |
| 1/6/13 | at Was. | W | 0 | 2 | 2 | 0 | 0.0 | 0.0 | 0 | 0 | - | 0 | 0 | 0 | 0 | 0 |
| 1/13/13 | at Atl. | L | 0 | 2 | 2 | 0 | 0.0 | 0.0 | 0 | 0 | - | 0 | 0 | 0 | 0 | 0 |
| Totals | | | 2/0 | 4 | 4 | 0 | 0.0 | 0.0 | 0 | 0 | - | 0 | 0 | 0 | 0 | 0 |

M.SMITH

MALCOLM SMITH GAME-BY-GAME

2011, SEATTLE (7-9)

| Date | Opp. | W/L | GP/GS | TACKLES | | | | | Yds. | INTERCEPTIONS | | | | | FUMBLES | | |
|--------|---------|-----|-------|-------------------------|------|-------|-------|-----|------|---------------|------|-----|----|----|---------|----|------|
| | | | | Total | Solo | Asst. | Sacks | | | No. | Yds. | Lg. | TD | PD | FF | FR | Yds. |
| 9/11 | at SF | L | 1/0 | 0 | 0 | 0 | 0.0 | 0.0 | | 0 | 0 | - | 0 | 0 | 0 | 0 | 0 |
| 9/18 | at Pit. | L | | (INACTIVE - HAMSTRING) | | | | | | | | | | | | | |
| 9/25 | Ari. | W | 1/0 | 0 | 0 | 0 | 0.0 | 0.0 | | 0 | 0 | - | 0 | 0 | 0 | 0 | 0 |
| 10/2 | Atl. | L | 1/0 | 0 | 0 | 0 | 0.0 | 0.0 | | 0 | 0 | - | 0 | 0 | 0 | 0 | 0 |
| 10/9 | at NYG | W | | (INACTIVE - HAMSTRING) | | | | | | | | | | | | | |
| 10/23 | at Cle. | L | 1/0 | 0 | 0 | 0 | 0.0 | 0.0 | | 0 | 0 | - | 0 | 0 | 0 | 0 | 0 |
| 10/30 | Cin. | L | 1/0 | 0 | 0 | 0 | 0.0 | 0.0 | | 0 | 0 | - | 0 | 0 | 0 | 0 | 0 |
| 11/6 | at Dal. | L | 1/0 | 1 | 1 | 0 | 0.0 | 0.0 | | 0 | 0 | - | 0 | 0 | 0 | 0 | 0 |
| 11/13 | Bal. | W | 1/0 | 2 | 2 | 0 | 1.0 | 8.0 | | 0 | 0 | - | 0 | 0 | 0 | 0 | 0 |
| 11/20 | at StL. | W | 1/0 | 2 | 2 | 0 | 0.0 | 0.0 | | 0 | 0 | - | 0 | 0 | 0 | 0 | 0 |
| 11/27 | Was. | L | 1/0 | 0 | 0 | 0 | 0.0 | 0.0 | | 0 | 0 | - | 0 | 0 | 0 | 0 | 0 |
| 12/1 | Phi. | W | 1/0 | 0 | 0 | 0 | 0.0 | 0.0 | | 0 | 0 | - | 0 | 0 | 0 | 0 | 0 |
| 12/12 | StL. | W | 1/0 | 0 | 0 | 0 | 0.0 | 0.0 | | 0 | 0 | - | 0 | 0 | 0 | 0 | 0 |
| 12/18 | at Chi. | W | 1/0 | 0 | 0 | 0 | 0.0 | 0.0 | | 0 | 0 | - | 0 | 0 | 0 | 0 | 0 |
| 12/24 | SF | L | | (INACTIVE - CONCUSSION) | | | | | | | | | | | | | |
| 1/1/12 | at Ari. | L | | (INACTIVE - CONCUSSION) | | | | | | | | | | | | | |
| Totals | | | 12/0 | 5 | 5 | 0 | 1.0 | 8.0 | | 0 | 0 | - | 0 | 0 | 0 | 0 | 0 |



SEAN SMITH

CORNERBACK | UTAH | 6-3 | 220
ACQUIRED: UFA-'16 (KC) | NFL EXP: 8 | RAIDERS EXP: 1
HOMETOWN: PASADENA, CALIF. | BORN: 07/14/87

21

TRANSACTIONS: Selected by Miami Dolphins in the second round (61st overall) of the 2009 NFL Draft, April 25, 2009...Signed by Kansas City Chiefs as an unrestricted free agent, March 15, 2013...Signed by Oakland Raiders as an unrestricted free agent, March 10, 2016.

CAREER: Rangy cornerback joins the Raiders after seven seasons with the Kansas City Chiefs and Miami Dolphins...Has started all 16 games in four of his seven NFL seasons...Has posted four seasons with at least two INTs and five more with at least 10 passes defended...Recorded a 100-yard INT-TD in 2013...Career totals include 108 games played with 100 starts, 348 tackles (306 solo), 10 INTs, 80 passes defended, three forced fumbles and one fumble recovery...Postseason totals include three games played (all starts), 14 tackles (10), one INT and three passes defended.

2015 (with KC): Played in 13 games, missing three due to suspension...Totalled 45 tackles (40 solo), two INTs and 12 passes defended in the regular season...Appeared in both postseason games, making 10 tackles and hauling in one INT with two passes defended...**(10/4) at Cin.:** Made his season debut, totaling three tackles and one pass defended against the Bengals...**(10/25) vs. Pit.:** Posted three tackles and two passes defended in the victory...**(11/1) vs. Det.:** Matched a season high with three passes defended and recorded his first INT of the season...Added five tackles...**(11/15) at Den.:** Added three more passes defended and one INT in the win...**(12/20) at Bal.:** Posted four tackles and two passes defended against the Ravens...**(1/3/16) vs. Oak.:** Notched a season-high six tackles (four) in the season finale...**Postseason: (1/9/16) at Hou.:** In the Wild Card victory over the Texans, posted six tackles, one INT and two passes defended...**(1/16/16) at NE:** Notched four tackles (three) in the Divisional Round contest.

2014 (with KC): Started all 16 games for the first time as a Chief, posting 50 tackles (47 solo), one INT and 16 passes defended...**(9/7) vs. Ten.:** Tallied four tackles and one pass defended in the season opener...**(9/21) at Mia.:** Posted three tackles and one pass defended against his former team...**(9/29) vs. NE:** Hauled in his first INT of the season and posted two passes defended in the victory over the Patriots...**(10/5) at SF:** Tied a season high with six tackles and added two passes defended...**(11/16) vs. Sea.:** Posted two tackles and two passes defended in the victory over the Seahawks...**(11/30) vs. Den.:** Tied a season high with six tackles...Added one pass defended...**(12/7) at Ari.:** Tallied four tackles and two passes defended...**(12/21) at Pit.:** Posted one tackle and two passes defended.

2013 (with KC): Played in 16 games with 15 starts in his first season with the Chiefs, helping the team reach the postseason...Totalled 47 tackles (43 solo) with two INTs and 13 passes defended...**(9/19) at Phi.:** Posted four tackles (three), his first INT with the Chiefs and two passes defended...**(10/6) at Ten.:** Tallied three tackles and two passes defended...**(10/13) vs. Oak.:** Recorded a season-high five tackles and one pass defended...**(10/27) vs. Cle.:** Notched two tackles and two passes defended...**(11/3) at Buf.:** Posted his first career INT-TD, returning a pick 100 yards for the score...Added two passes defended...**(12/1) vs. Den.:** Matched a season high with five tackles...**(12/15) at Oak.:** Recorded five tackles and one pass defended in the victory...**Postseason: (1/14/14) at Ind.:** Made four tackles and posted one pass defended in the Wild Card loss.

2012 (with Mia.: Started all 16 games for the second straight season, totaling 59 tackles (53 solo) two INTs, 11 passes defended and a career-high three forced fumbles in his final season with the Dolphins...**(9/16) vs. Oak.:** Posted four tackles and two passes defended in the victory...**(9/30) at Ari.:** Recorded six tackles and the first multi-INT game of his career...Added three passes defended...**(10/7) at Cin.:** Set a career high with eight tackles...Added one pass defended and one forced fumble...**(11/15) at Buf.:** Tallied six tackles and one forced fumble...**(12/9) at SF:** Posted four tackles...**(12/16) vs. Jac.:** Made two tackles and posted one pass defended in the victory...**(12/23) vs. Buf.:** Recorded two tackles and one forced fumble.

2011 (with Mia.: Started in all 16 contests, totaling a career-high 60 tackles (51 solo), two INTs and seven passes defended...**(9/18) vs. Hou.:** Posted four tackles and one pass defended...**(9/25) at Cle.:** Made six tackles and added one pass defended...**(10/23) vs. Den.:** Recorded seven tackles, matching a season high...**(10/30) at NYG:** Matched a season high with seven tackles...Added one pass defended...**(11/6) at KC:** Posted four tackles and one pass defended in the victory...**(11/24) at Dal.:** Made two tackles and posted his first INT of the season...**(12/11) vs. Phi.:** Hauled in one INT, returning it seven yards...**(1/1/12) vs. NYJ:** Made six tackles in the season finale.

2010 (with Mia.: Played in 15 games and made eight starts...Totalled 50 tackles (42 solo), one INT and nine passes defended on the year...**(10/4) vs. NE:** Posted five tackles (four)...**(10/24) vs. Pit.:** Made five tackles...**(10/31) at Cin.:** Hauled in his first INT of the season, returning it 18 yards...Added one tackle...**(11/14) vs. Ten.:** Posted six tackles...**(12/12) at NYJ:** Recorded five tackles and a career-high four passes defended...**(1/2/11) at NE:** Made three tackles in the season finale.

2009 (with Mia.: Started all 16 games as a rookie, posting 37 tackles (30 solo), 12 passes defended and one fumble recovery...**(9/13) at Atl.:** Made his NFL debut and tallied two tackles and two passes defended...**(10/4) vs. Buf.:** Made two tackles and added two passes defended...**(11/1) at NYJ:** Recorded six tackles and added one pass defended...**(11/19) at Car.:** Posted six tackles and one pass defended...**(12/20) at Ten.:** Tallied two tackles and his first career fumble recovery.

AT A GLANCE

- Enters his first season with the Raiders after stints with the Miami Dolphins and Kansas City Chiefs.
- Has started all 16 games in four of his seven NFL seasons.
- Has posted 10 INTs and 80 passes defended in his career.
- Helped the Chiefs reach the postseason in 2013 and 2015.
- Matched a career high with two INTs last season for Kansas City.
- Named third-team All-American as a senior in 2008 at Utah, helping the team to a 13-0 record.

S.SMITH

COLLEGE: Three-year letterman and two-year starter at Utah (2006-08)...Appeared in 39 games (22 starts), recording 80 tackles (43 solo), nine INTs, 16 passes defended and three tackles for loss...Added seven rushes for 63 yards and one reception for 12 yards...Played in 13 games (12 starts) as a junior in 2008, tallying 46 tackles (23 solo), five INTs for 151 yards with a TD... Added nine passes defended, one sack, two tackles for loss and a forced fumble...Named third-team All-American as the Utes finished ranked second in the country with a 13-0 record, the only perfect team in the country...Appeared in 13 games (10 starts) as a sophomore in 2007, registering 32 tackles (20 solo), four INTs and seven passes defended...Played in 13 games as a redshirt freshman in 2006, playing slot receiver in the first 11 contests before shifting to defense and appearing as a nickel back in the final two games...Recorded seven carries for 63 yards (9.0 avg.) and a 12-yard reception on offense and posted two tackles on defense...Redshirted in 2005 as a true freshman...Originally entered college as a running back before moving to wide receiver and eventually cornerback...Majored in mass communications.

PERSONAL: Attended Blair High School in Pasadena, Calif., where he played running back, receiver and was a kickoff return specialist...Earned all-conference, all-state and All-American honors and won league Offensive Back of the Year accolades as a senior, after rushing for more than 1,500 yards with 18 TDs and adding 547 receiving yards and more than 400 yards in kickoff returns.

ADDITIONAL STATISTICS: Special teams tackles – 1 in 2010, 1 in 2011; NFL totals: 2.

SINGLE-GAME HIGHS: TACKLES: Total – 8, 10/7/12 at Cin. Solo – 7, two times; last: 10/30/11 at NYG. Interceptions – 2, 9/30/12 at Ari. Passes defended – 4, 12/12/10 at NYJ. Forced fumbles – 1, three times; last: 12/23/12 vs. Buf. Fumble recoveries – 1, 12/20/09 vs. Hou.

SEAN SMITH'S CAREER STATISTICS

| Year | Team | GP | GS | TACKLES | | | | | INTERCEPTIONS | | | | | FUMBLES | | |
|-------------------|-------------|------------|------------|------------|------------|-----------|------------|------------|---------------|------------|-------------|----------|-----------|----------|----------|----------|
| | | | | Total | Solo | Asst. | Sacks | Yds. | No. | Yds. | Lg. | TD | PD | FF | FR | Yds. |
| 2009 | Miami | 16 | 16 | 37 | 30 | 7 | 0.0 | 0.0 | 0 | 0 | - | 0 | 12 | 0 | 1 | 0 |
| 2010 | Miami | 15 | 8 | 50 | 42 | 8 | 0.0 | 0.0 | 1 | 18 | 18 | 0 | 9 | 0 | 0 | 0 |
| 2011 | Miami | 16 | 16 | 60 | 51 | 9 | 0.0 | 0.0 | 2 | 7 | 7 | 0 | 7 | 0 | 0 | 0 |
| 2012 | Miami | 16 | 16 | 59 | 53 | 6 | 0.0 | 0.0 | 2 | 31 | 31 | 0 | 11 | 3 | 0 | 0 |
| 2013 | Kansas City | 16 | 15 | 47 | 43 | 4 | 0.0 | 0.0 | 2 | 96 | 100t | 1 | 13 | 0 | 0 | 0 |
| 2014 | Kansas City | 16 | 16 | 50 | 47 | 3 | 0.0 | 0.0 | 1 | 34 | 34 | 0 | 16 | 0 | 0 | 0 |
| 2015 | Kansas City | 13 | 13 | 45 | 40 | 5 | 0.0 | 0.0 | 2 | 5 | 5 | 0 | 12 | 0 | 0 | 0 |
| Totals | | 108 | 100 | 348 | 306 | 42 | 0.0 | 0.0 | 10 | 191 | 100t | 1 | 80 | 3 | 1 | 0 |
| POSTSEASON | | | | | | | | | | | | | | | | |
| 2013 | Kansas City | 1 | 1 | 4 | 1 | 3 | 0.0 | 0.0 | 0 | 0 | - | 0 | 1 | 0 | 0 | 0 |
| 2015 | Kansas City | 2 | 2 | 10 | 9 | 1 | 0.0 | 0.0 | 1 | 13 | 13 | 0 | 2 | 0 | 0 | 0 |
| Totals | | 3 | 3 | 14 | 10 | 4 | 0.0 | 0.0 | 1 | 13 | 13 | 0 | 3 | 0 | 0 | 0 |

SEAN SMITH GAME-BY-GAME

2015, KANSAS CITY (11-5)

| Date | Opp. | W/L | GP/GS | TACKLES | | | | | INTERCEPTIONS | | | | | FUMBLES | | |
|-------------------|---------|-----|--------------|--------------------------|-----------|----------|------------|------------|---------------|-----------|-----------|----------|-----------|----------|----------|----------|
| | | | | Total | Solo | Asst. | Sacks | Yds. | No. | Yds. | Lg. | TD | PD | FF | FR | Yds. |
| 9/13 | at Hou. | W | | (RESERVE/SUSPENDED LIST) | | | | | | | | | | | | |
| 9/17 | Den | L | | (RESERVE/SUSPENDED LIST) | | | | | | | | | | | | |
| 9/28 | at GB | L | | (RESERVE/SUSPENDED LIST) | | | | | | | | | | | | |
| 10/4 | at Cin. | L | 1/1 | 3 | 2 | 1 | 0.0 | 0.0 | 0 | 0 | - | 0 | 1 | 0 | 0 | 0 |
| 10/11 | Chi. | L | 1/1 | 4 | 4 | 0 | 0.0 | 0.0 | 0 | 0 | - | 0 | 0 | 0 | 0 | 0 |
| 10/18 | at Min. | L | 1/1 | 3 | 2 | 1 | 0.0 | 0.0 | 0 | 0 | - | 0 | 0 | 0 | 0 | 0 |
| 10/25 | Pit. | W | 1/1 | 3 | 3 | 0 | 0.0 | 0.0 | 0 | 0 | - | 0 | 2 | 0 | 0 | 0 |
| 11/1 | Det. | W | 1/1 | 5 | 5 | 0 | 0.0 | 0.0 | 1 | 0 | 0 | 0 | 3 | 0 | 0 | 0 |
| 11/15 | at Den. | W | 1/1 | 3 | 3 | 0 | 0.0 | 0.0 | 1 | 5 | 5 | 0 | 3 | 0 | 0 | 0 |
| 11/22 | at SD | W | 1/1 | 0 | 0 | 0 | 0.0 | 0.0 | 0 | 0 | - | 0 | 0 | 0 | 0 | 0 |
| 11/29 | Buf. | W | 1/1 | 3 | 3 | 0 | 0.0 | 0.0 | 0 | 0 | - | 0 | 1 | 0 | 0 | 0 |
| 12/6 | at Oak. | W | 1/1 | 5 | 5 | 0 | 0.0 | 0.0 | 0 | 0 | - | 0 | 0 | 0 | 0 | 0 |
| 12/13 | SD | W | 1/1 | 4 | 3 | 1 | 0.0 | 0.0 | 0 | 0 | - | 0 | 0 | 0 | 0 | 0 |
| 12/20 | at Bal. | W | 1/1 | 4 | 4 | 0 | 0.0 | 0.0 | 0 | 0 | - | 0 | 2 | 0 | 0 | 0 |
| 12/27 | Cle. | W | 1/1 | 2 | 2 | 0 | 0.0 | 0.0 | 0 | 0 | - | 0 | 0 | 0 | 0 | 0 |
| 1/3/16 | Oak. | W | 1/1 | 6 | 4 | 2 | 0.0 | 0.0 | 0 | 0 | - | 0 | 0 | 0 | 0 | 0 |
| Totals | | | 13/13 | 45 | 40 | 5 | 0.0 | 0.0 | 2 | 5 | 5 | 0 | 12 | 0 | 0 | 0 |
| POSTSEASON | | | | | | | | | | | | | | | | |
| 1/9/16 | at Hou. | W | 1/1 | 6 | 6 | 0 | 0.0 | 0.0 | 1 | 13 | 13 | 0 | 2 | 0 | 0 | 0 |
| 1/16/16 | at NE | L | 1/1 | 4 | 3 | 1 | 0.0 | 0.0 | 0 | 0 | - | 0 | 0 | 0 | 0 | 0 |
| Totals | | | 2/2 | 10 | 9 | 1 | 0.0 | 0.0 | 1 | 13 | 13 | 0 | 2 | 0 | 0 | 0 |

S.SMITH

SEAN SMITH GAME-BY-GAME

2014, KANSAS CITY (7-9)

| Date | Opp. | W/L | GP/GS | TACKLES | | | | | Yds. | INTERCEPTIONS | | | | | FUMBLES | | |
|---------------|---------|-----|--------------|-----------|-----------|----------|------------|------------|----------|---------------|-----------|----------|-----------|----|----------|----------|----------|
| | | | | Total | Solo | Asst. | Sacks | | | No. | Yds. | Lg. | TD | PD | FF | FR | Yds. |
| 9/7 | Ten. | L | 1/1 | 4 | 4 | 0 | 0.0 | 0.0 | 0 | 0 | - | 0 | 1 | | 0 | 0 | 0 |
| 9/14 | at Den. | L | 1/1 | 4 | 4 | 0 | 0.0 | 0.0 | 0 | 0 | - | 0 | 0 | | 0 | 0 | 0 |
| 9/21 | at Mia. | W | 1/1 | 3 | 3 | 0 | 0.0 | 0.0 | 0 | 0 | - | 0 | 1 | | 0 | 0 | 0 |
| 9/29 | NE | W | 1/1 | 3 | 3 | 0 | 0.0 | 0.0 | 1 | 34 | 34 | 0 | 2 | | 0 | 0 | 0 |
| 10/5 | at SF | L | 1/1 | 6 | 6 | 0 | 0.0 | 0.0 | 0 | 0 | - | 0 | 2 | | 0 | 0 | 0 |
| 10/19 | at SD | W | 1/1 | 2 | 2 | 0 | 0.0 | 0.0 | 0 | 0 | - | 0 | 1 | | 0 | 0 | 0 |
| 10/26 | StL. | W | 1/1 | 1 | 1 | 0 | 0.0 | 0.0 | 0 | 0 | - | 0 | 1 | | 0 | 0 | 0 |
| 11/2 | NYJ | W | 1/1 | 3 | 3 | 0 | 0.0 | 0.0 | 0 | 0 | - | 0 | 0 | | 0 | 0 | 0 |
| 11/9 | at Buf. | W | 1/1 | 2 | 2 | 0 | 0.0 | 0.0 | 0 | 0 | - | 0 | 0 | | 0 | 0 | 0 |
| 11/16 | Sea. | W | 1/1 | 2 | 2 | 0 | 0.0 | 0.0 | 0 | 0 | - | 0 | 2 | | 0 | 0 | 0 |
| 11/20 | at Oak. | L | 1/1 | 4 | 3 | 1 | 0.0 | 0.0 | 0 | 0 | - | 0 | 0 | | 0 | 0 | 0 |
| 11/30 | Den. | L | 1/1 | 6 | 4 | 2 | 0.0 | 0.0 | 0 | 0 | - | 0 | 1 | | 0 | 0 | 0 |
| 12/7 | at Ari. | L | 1/1 | 4 | 4 | 0 | 0.0 | 0.0 | 0 | 0 | - | 0 | 2 | | 0 | 0 | 0 |
| 12/14 | Oak. | W | 1/1 | 1 | 1 | 0 | 0.0 | 0.0 | 0 | 0 | - | 0 | 1 | | 0 | 0 | 0 |
| 12/21 | at Pit. | L | 1/1 | 1 | 1 | 0 | 0.0 | 0.0 | 0 | 0 | - | 0 | 2 | | 0 | 0 | 0 |
| 12/28 | SD | W | 1/1 | 4 | 4 | 0 | 0.0 | 0.0 | 0 | 0 | - | 0 | 0 | | 0 | 0 | 0 |
| Totals | | | 16/16 | 50 | 47 | 3 | 0.0 | 0.0 | 1 | 34 | 34 | 0 | 16 | | 0 | 0 | 0 |

2013, KANSAS CITY (11-5)

| Date | Opp. | W/L | GP/GS | TACKLES | | | | | Yds. | INTERCEPTIONS | | | | | FUMBLES | | |
|-------------------|---------|-----|--------------|-----------|-----------|----------|------------|------------|----------|---------------|-------------|----------|-----------|----|----------|----------|----------|
| | | | | Total | Solo | Asst. | Sacks | | | No. | Yds. | Lg. | TD | PD | FF | FR | Yds. |
| 9/8 | at Jac. | W | 1/1 | 1 | 1 | 0 | 0.0 | 0.0 | 0 | 0 | - | 0 | 0 | | 0 | 0 | 0 |
| 9/15 | Dal. | W | 1/1 | 4 | 4 | 0 | 0.0 | 0.0 | 0 | 0 | - | 0 | 0 | | 0 | 0 | 0 |
| 9/19 | at Phi. | W | 1/1 | 4 | 3 | 1 | 0.0 | 0.0 | 1 | -4 | -4 | 0 | 2 | | 0 | 0 | 0 |
| 9/29 | NYG | W | 1/1 | 4 | 4 | 0 | 0.0 | 0.0 | 0 | 0 | - | 0 | 0 | | 0 | 0 | 0 |
| 10/6 | at Ten. | W | 1/1 | 3 | 3 | 0 | 0.0 | 0.0 | 0 | 0 | - | 0 | 2 | | 0 | 0 | 0 |
| 10/13 | Oak. | W | 1/1 | 5 | 5 | 0 | 0.0 | 0.0 | 0 | 0 | - | 0 | 1 | | 0 | 0 | 0 |
| 10/20 | Hou. | W | 1/1 | 1 | 1 | 0 | 0.0 | 0.0 | 0 | 0 | - | 0 | 1 | | 0 | 0 | 0 |
| 10/27 | Cle. | W | 1/1 | 2 | 2 | 0 | 0.0 | 0.0 | 0 | 0 | - | 0 | 2 | | 0 | 0 | 0 |
| 11/3 | at Buf. | W | 1/1 | 2 | 1 | 1 | 0.0 | 0.0 | 1 | 100 | 100t | 1 | 2 | | 0 | 0 | 0 |
| 11/17 | at Den. | L | 1/1 | 2 | 2 | 0 | 0.0 | 0.0 | 0 | 0 | - | 0 | 1 | | 0 | 0 | 0 |
| 11/24 | SD | L | 1/1 | 3 | 3 | 0 | 0.0 | 0.0 | 0 | 0 | - | 0 | 0 | | 0 | 0 | 0 |
| 12/1 | Den. | L | 1/1 | 5 | 5 | 0 | 0.0 | 0.0 | 0 | 0 | - | 0 | 0 | | 0 | 0 | 0 |
| 12/8 | at Was. | W | 1/1 | 2 | 2 | 0 | 0.0 | 0.0 | 0 | 0 | - | 0 | 1 | | 0 | 0 | 0 |
| 12/15 | at Oak. | W | 1/1 | 5 | 3 | 2 | 0.0 | 0.0 | 0 | 0 | - | 0 | 1 | | 0 | 0 | 0 |
| 12/22 | Ind. | L | 1/1 | 3 | 3 | 0 | 0.0 | 0.0 | 0 | 0 | - | 0 | 0 | | 0 | 0 | 0 |
| 12/29 | at SD | L | 1/0 | 1 | 1 | 0 | 0.0 | 0.0 | 0 | 0 | - | 0 | 0 | | 0 | 0 | 0 |
| Totals | | | 16/15 | 47 | 43 | 4 | 0.0 | 0.0 | 2 | 96 | 100t | 1 | 13 | | 0 | 0 | 0 |
| POSTSEASON | | | | | | | | | | | | | | | | | |
| 1/4/14 | at Ind. | L | 1/1 | 4 | 1 | 3 | 0.0 | 0.0 | 0 | 0 | - | 0 | 1 | | 0 | 0 | 0 |

2012, MIAMI (7-9)

| Date | Opp. | W/L | GP/GS | TACKLES | | | | | Yds. | INTERCEPTIONS | | | | | FUMBLES | | |
|---------------|---------|-----|--------------|-----------|-----------|----------|------------|------------|----------|---------------|-----------|----------|-----------|----|----------|----------|----------|
| | | | | Total | Solo | Asst. | Sacks | | | No. | Yds. | Lg. | TD | PD | FF | FR | Yds. |
| 9/9 | at Hou. | L | 1/1 | 2 | 2 | 0 | 0.0 | 0.0 | 0 | 0 | - | 0 | 0 | | 0 | 0 | 0 |
| 9/16 | Oak. | W | 1/1 | 4 | 4 | 0 | 0.0 | 0.0 | 0 | 0 | - | 0 | 2 | | 0 | 0 | 0 |
| 9/23 | NYJ | L | 1/1 | 2 | 2 | 0 | 0.0 | 0.0 | 0 | 0 | - | 0 | 1 | | 0 | 0 | 0 |
| 9/30 | at Ari. | L | 1/1 | 6 | 6 | 0 | 0.0 | 0.0 | 2 | 31 | 31 | 0 | 3 | | 0 | 0 | 0 |
| 10/7 | at Cin. | W | 1/1 | 8 | 6 | 2 | 0.0 | 0.0 | 0 | 0 | - | 0 | 1 | | 1 | 0 | 0 |
| 10/14 | StL. | W | 1/1 | 5 | 5 | 0 | 0.0 | 0.0 | 0 | 0 | - | 0 | 1 | | 0 | 0 | 0 |
| 10/28 | at NYJ | W | 1/1 | 3 | 2 | 1 | 0.0 | 0.0 | 0 | 0 | - | 0 | 1 | | 0 | 0 | 0 |
| 11/4 | at Ind. | L | 1/1 | 5 | 4 | 1 | 0.0 | 0.0 | 0 | 0 | - | 0 | 1 | | 0 | 0 | 0 |
| 11/11 | Ten. | L | 1/1 | 5 | 4 | 1 | 0.0 | 0.0 | 0 | 0 | - | 0 | 0 | | 0 | 0 | 0 |
| 11/15 | at Buf. | L | 1/1 | 6 | 6 | 0 | 0.0 | 0.0 | 0 | 0 | - | 0 | 0 | | 1 | 0 | 0 |
| 11/25 | Sea. | W | 1/1 | 3 | 3 | 0 | 0.0 | 0.0 | 0 | 0 | - | 0 | 0 | | 0 | 0 | 0 |
| 12/2 | NE | L | 1/1 | 0 | 0 | 0 | 0.0 | 0.0 | 0 | 0 | - | 0 | 0 | | 0 | 0 | 0 |
| 12/9 | at SF | L | 1/1 | 4 | 4 | 0 | 0.0 | 0.0 | 0 | 0 | - | 0 | 0 | | 0 | 0 | 0 |
| 12/16 | Jac. | W | 1/1 | 2 | 2 | 0 | 0.0 | 0.0 | 0 | 0 | - | 0 | 1 | | 0 | 0 | 0 |
| 12/23 | Buf. | W | 1/1 | 2 | 2 | 0 | 0.0 | 0.0 | 0 | 0 | - | 0 | 0 | | 1 | 0 | 0 |
| 12/30 | at NE | L | 1/1 | 2 | 1 | 1 | 0.0 | 0.0 | 0 | 0 | - | 0 | 0 | | 0 | 0 | 0 |
| Totals | | | 16/16 | 59 | 53 | 6 | 0.0 | 0.0 | 2 | 31 | 31 | 0 | 11 | | 3 | 0 | 0 |

S.SMITH

SEAN SMITH GAME-BY-GAME

2011, MIAMI (6-10)


| Date | Opp. | W/L | GP/GS | TACKLES | | | | | | Yds. | INTERCEPTIONS | | | | | FUMBLES | | |
|--------|---------|-----|-------|---------|------|-------|-------|-----|------|------|---------------|----|----|----|----|---------|---|--|
| | | | | Total | Solo | Asst. | Sacks | No. | Yds. | | Lg. | TD | PD | FF | FR | Yds. | | |
| 9/12 | NE | L | 1/1 | 3 | 2 | 1 | 0.0 | 0.0 | 0 | 0 | - | 0 | 0 | 0 | 0 | 0 | 0 | |
| 9/18 | Hou. | L | 1/1 | 4 | 3 | 1 | 0.0 | 0.0 | 0 | 0 | - | 0 | 1 | 0 | 0 | 0 | | |
| 9/25 | at Cle. | L | 1/1 | 6 | 4 | 2 | 0.0 | 0.0 | 0 | 0 | - | 0 | 1 | 0 | 0 | 0 | | |
| 10/2 | at SD | L | 1/1 | 5 | 5 | 0 | 0.0 | 0.0 | 0 | 0 | - | 0 | 0 | 0 | 0 | 0 | | |
| 10/17 | at NYJ | L | 1/1 | 0 | 0 | 0 | 0.0 | 0.0 | 0 | 0 | - | 0 | 0 | 0 | 0 | 0 | | |
| 10/23 | Den. | L | 1/1 | 7 | 7 | 0 | 0.0 | 0.0 | 0 | 0 | - | 0 | 0 | 0 | 0 | 0 | | |
| 10/30 | at NYG | L | 1/1 | 7 | 7 | 0 | 0.0 | 0.0 | 0 | 0 | - | 0 | 1 | 0 | 0 | 0 | | |
| 11/6 | at KC | W | 1/1 | 4 | 4 | 0 | 0.0 | 0.0 | 0 | 0 | - | 0 | 1 | 0 | 0 | 0 | | |
| 11/13 | Was. | W | 1/1 | 2 | 1 | 1 | 0.0 | 0.0 | 0 | 0 | - | 0 | 0 | 0 | 0 | 0 | | |
| 11/20 | Buf. | W | 1/1 | 4 | 3 | 1 | 0.0 | 0.0 | 0 | 0 | - | 0 | 0 | 0 | 0 | 0 | | |
| 11/24 | at Dal. | L | 1/1 | 2 | 2 | 0 | 0.0 | 0.0 | 1 | 0 | 0 | 0 | 1 | 0 | 0 | 0 | | |
| 12/4 | Oak. | W | 1/1 | 4 | 3 | 1 | 0.0 | 0.0 | 0 | 0 | - | 0 | 0 | 0 | 0 | 0 | | |
| 12/11 | Phi. | L | 1/1 | 1 | 1 | 0 | 0.0 | 0.0 | 1 | 7 | 7 | 0 | 1 | 0 | 0 | 0 | | |
| 12/18 | at Buf. | W | 1/1 | 3 | 3 | 0 | 0.0 | 0.0 | 0 | 0 | - | 0 | 0 | 0 | 0 | 0 | | |
| 12/24 | at NE | L | 1/1 | 2 | 0 | 2 | 0.0 | 0.0 | 0 | 0 | - | 0 | 1 | 0 | 0 | 0 | | |
| 1/1/12 | NYJ | W | 1/1 | 6 | 6 | 0 | 0.0 | 0.0 | 0 | 0 | - | 0 | 0 | 0 | 0 | 0 | | |
| Totals | | | 16/16 | 60 | 51 | 9 | 0.0 | 0.0 | 2 | 7 | 7 | 0 | 7 | 0 | 0 | 0 | | |

2010, MIAMI (7-9)

| Date | Opp. | W/L | GP/GS | TACKLES | | | | | INTERCEPTIONS | | | | | FUMBLES | | | |
|--------|---------|-----|-------|---------|------|-------|-------|------|---------------|------|-----|----|----|---------|----|------|----------------|
| | | | | Total | Solo | Asst. | Sacks | Yds. | No. | Yds. | Lg. | TD | PD | FF | FR | Yds. | |
| | | | | | | | | | | | | | | | | | (DID NOT PLAY) |
| 9/12 | at Buf. | W | | | | | | | | | | | | | | | |
| 9/19 | at Min. | W | 1/0 | 2 | 2 | 0 | 0.0 | 0.0 | 0 | 0 | - | 0 | 0 | 0 | 0 | 0 | 0 |
| 9/26 | NYJ | L | 1/0 | 4 | 3 | 1 | 0.0 | 0.0 | 0 | 0 | - | 0 | 0 | 0 | 0 | 0 | 0 |
| 10/4 | NE | L | 1/0 | 5 | 4 | 1 | 0.0 | 0.0 | 0 | 0 | - | 0 | 0 | 0 | 0 | 0 | 0 |
| 10/17 | at GB | W | 1/0 | 1 | 0 | 1 | 0.0 | 0.0 | 0 | 0 | - | 0 | 1 | 0 | 0 | 0 | 0 |
| 10/24 | Pit. | L | 1/0 | 5 | 4 | 1 | 0.0 | 0.0 | 0 | 0 | - | 0 | 0 | 0 | 0 | 0 | 0 |
| 10/31 | at Cin. | W | 1/0 | 1 | 0 | 1 | 0.0 | 0.0 | 1 | 18 | 18 | 0 | 2 | 0 | 0 | 0 | 0 |
| 11/7 | at Bal. | L | 1/1 | 5 | 4 | 1 | 0.0 | 0.0 | 0 | 0 | - | 0 | 1 | 0 | 0 | 0 | 0 |
| 11/14 | Ten. | W | 1/1 | 6 | 5 | 1 | 0.0 | 0.0 | 0 | 0 | - | 0 | 0 | 0 | 0 | 0 | 0 |
| 11/18 | Chi. | L | 1/1 | 4 | 3 | 1 | 0.0 | 0.0 | 0 | 0 | - | 0 | 0 | 0 | 0 | 0 | 0 |
| 11/28 | at Oak. | W | 1/0 | 2 | 2 | 0 | 0.0 | 0.0 | 0 | 0 | - | 0 | 0 | 0 | 0 | 0 | 0 |
| 12/5 | Cle. | L | 1/1 | 4 | 4 | 0 | 0.0 | 0.0 | 0 | 0 | - | 0 | 0 | 0 | 0 | 0 | 0 |
| 12/12 | at NYJ | W | 1/1 | 5 | 5 | 0 | 0.0 | 0.0 | 0 | 0 | - | 0 | 4 | 0 | 0 | 0 | 0 |
| 12/19 | Buf. | L | 1/1 | 1 | 1 | 0 | 0.0 | 0.0 | 0 | 0 | - | 0 | 1 | 0 | 0 | 0 | 0 |
| 12/26 | Det. | L | 1/1 | 2 | 2 | 0 | 0.0 | 0.0 | 0 | 0 | - | 0 | 0 | 0 | 0 | 0 | 0 |
| 1/2/11 | at NE | L | 1/1 | 3 | 3 | 0 | 0.0 | 0.0 | 0 | 0 | - | 0 | 0 | 0 | 0 | 0 | 0 |
| Totals | | | 15/8 | 50 | 42 | 8 | 0.0 | 0.0 | 1 | 18 | 18 | 0 | 9 | 0 | 0 | 0 | 0 |

2009, MIAMI (7-9)

| Date | Opp. | W/L | GP/GS | TACKLES | | | | | Yds. | INTERCEPTIONS | | | | | FUMBLES | | |
|--------|---------|-----|-------|---------|------|-------|-------|-----|------|---------------|-----|----|----|----|---------|------|--|
| | | | | Total | Solo | Asst. | Sacks | No. | | Yds. | Lg. | TD | PD | FF | FR | Yds. | |
| 9/13 | at Atl. | L | 1/1 | 2 | 2 | 0 | 0.0 | 0.0 | 0 | 0 | - | 0 | 2 | 0 | 0 | 0 | |
| 9/21 | Ind. | L | 1/1 | 2 | 1 | 1 | 0.0 | 0.0 | 0 | 0 | - | 0 | 1 | 0 | 0 | 0 | |
| 9/27 | at SD | L | 1/1 | 1 | 1 | 0 | 0.0 | 0.0 | 0 | 0 | - | 0 | 0 | 0 | 0 | 0 | |
| 10/4 | Buf. | W | 1/1 | 2 | 2 | 0 | 0.0 | 0.0 | 0 | 0 | - | 0 | 2 | 0 | 0 | 0 | |
| 10/12 | NYJ | W | 1/1 | 2 | 1 | 1 | 0.0 | 0.0 | 0 | 0 | - | 0 | 1 | 0 | 0 | 0 | |
| 10/25 | NO | L | 1/1 | 2 | 1 | 1 | 0.0 | 0.0 | 0 | 0 | - | 0 | 1 | 0 | 0 | 0 | |
| 11/1 | at NYJ | W | 1/1 | 6 | 6 | 0 | 0.0 | 0.0 | 0 | 0 | - | 0 | 1 | 0 | 0 | 0 | |
| 11/8 | at NE | L | 1/1 | 6 | 6 | 0 | 0.0 | 0.0 | 0 | 0 | - | 0 | 0 | 0 | 0 | 0 | |
| 11/15 | TB | W | 1/1 | 1 | 1 | 0 | 0.0 | 0.0 | 0 | 0 | - | 0 | 0 | 0 | 0 | 0 | |
| 11/19 | at Car. | W | 1/1 | 6 | 4 | 2 | 0.0 | 0.0 | 0 | 0 | - | 0 | 1 | 0 | 0 | 0 | |
| 11/29 | at Buf. | L | 1/1 | 1 | 0 | 1 | 0.0 | 0.0 | 0 | 0 | - | 0 | 1 | 0 | 0 | 0 | |
| 12/6 | NE | W | 1/1 | 2 | 1 | 1 | 0.0 | 0.0 | 0 | 0 | - | 0 | 1 | 0 | 0 | 0 | |
| 12/13 | at Jac. | W | 1/1 | 0 | 0 | 0 | 0.0 | 0.0 | 0 | 0 | - | 0 | 0 | 0 | 0 | 0 | |
| 12/20 | at Ten. | L | 1/1 | 2 | 2 | 0 | 0.0 | 0.0 | 0 | 0 | - | 0 | 0 | 0 | 1 | 0 | |
| 12/27 | Hou. | L | 1/1 | 1 | 1 | 0 | 0.0 | 0.0 | 0 | 0 | - | 0 | 1 | 0 | 0 | 0 | |
| 1/3/10 | Pit. | L | 1/1 | 1 | 1 | 0 | 0.0 | 0.0 | 0 | 0 | - | 0 | 0 | 0 | 0 | 0 | |
| Totals | | | 16/16 | 37 | 30 | 7 | 0.0 | 0.0 | 0 | 0 | - | 0 | 12 | 0 | 1 | 0 | |



NEIKO THORPE

CORNERBACK | AUBURN | 6-1 | 200
ACQUIRED: FA-14 | NFL EXP.: 4 | RAIDERS EXP.: 3
HOMETOWN: TUCKER, GA. | BORN: 02/01/90

31

TRANSACTIONS: Signed by Kansas City Chiefs as an undrafted free agent, March 30, 2012...Waived by Chiefs, Aug. 31, 2012...Signed by Chiefs to practice squad, Sept. 1, 2012...Signed by Chiefs to active roster, Oct. 6, 2012...Waived by Chiefs, Oct. 9, 2012...Re-signed by Chiefs to practice squad, Oct. 11, 2012...Re-signed by Chiefs to active roster, Nov. 12, 2012...

Waived by Chiefs, Aug. 25, 2013...Signed by Oakland Raiders as a reserve/future free agent, Jan. 13, 2014...Re-signed by Raiders on an exclusive rights free agent, April 8, 2015...Re-signed by Raiders as a restricted free agent, April 18, 2016.

CAREER: Experienced cornerback and special teams standout enters his third season with the Raiders...Has played in 37 career games, with two starts, including nine with Kansas City in 2012 and 14 with Oakland in each of the last two seasons...In 2015, played in 14 games and made first two career starts, notching a career-best 36 tackles (33 solo), his first INT and six passes defended, doubling his previous career high of three...Added four special teams stops last season...In first season with Oakland, tallied six tackles (five) on defense with three passes defended...Added six stops on special teams in his first season with Oakland.

2015: Saw action in 14 games with two starts...Notched 36 tackles (33 solo), one INT and six passes defended...Added four special teams tackles...(9/20) vs. Bal.: Totaled four tackles (three) and posted first career INT...Picked off a QB Joe Flacco pass on the game's final drive to seal the victory...Also credited with a career-high three passes defended...(9/27) at Cle.: Made first career start at cornerback, posting five solo tackles...(10/4) at Chi.: Recorded five tackles (four) and one pass defended...(10/11) vs. Den.: Racked up five solo tackles...(10/25) at SD: Notched three solo tackles...Credited with a special teams tackle on a second-quarter kickoff...(11/1) vs. NYJ: Established a new career high with seven solo tackles...Added two passes defended...(11/8) at Pitt.: Made second start of the season...Credited with three tackles (two)...(11/22) at Det.: Notched a special teams tackle on a first-quarter punt...Also credited with a solo stop...(12/6) vs. KC: Credited with a special teams tackle in the first quarter, chasing KR Knile Davis out of bounds on a kickoff...(12/13) at Den.: Posted three solo tackles...(1/3/16) at KC: Returned to action, posting a tackle on special teams.

2014: Played in 14 games in first season with Raiders...Sat out two games with a hand injury...Posted two tackles (one solo) with three passes defended...Also notched six special teams stops...(9/7) at NYJ: Made Raiders debut, seeing action on special teams...(9/14) vs. Hou.: Played on special teams...(9/21) at NE: Saw time on special teams, serving as a gunner on punt coverage...(10/19) vs. Ari.: Recorded first career pass defended on a second-quarter third-down play, forcing a Cardinals punt...Added a special teams tackle in punt coverage...(10/26) at Cle.: Key element of coverage units on special teams...Downed a fourth-quarter punt...(11/9) vs. Den.: Stopped PR Isaiah Burse for a 2-yard return on a third-quarter punt...(11/20) vs. KC: Saw action on defense, assisting on one tackle...Tracked down PR DeAnthony Thomas on a second-quarter punt, dropping him for a 12-yard loss at the Kansas City 5-yard line...(12/14) at KC: Returned from a hand injury to see action on special teams...(12/21) vs. Buf.: Posted two tackles on special teams...Also played nine snaps on defense, posting one solo tackle and one pass defended...(12/28) at Den.: Recorded a special teams tackle in punt coverage.

2013 (with Toronto Argonauts of CFL): Recorded six tackles and one fumble recovery with Toronto after spending the offseason and training camp with the Kansas City Chiefs.

2012 (with KC): Appeared in nine games, primarily on special teams...Spent eight weeks on the Chiefs' practice squad...(10/7) vs. Bal.: Made NFL debut, playing primarily on special teams...(12/2) vs. Car.: Recorded two fourth-quarter stops of WR Steve Smith, marking the first two tackles of his career...(12/23) vs. Ind.: Tallied two fourth-quarter tackles of Colts WR Reggie Wayne.

COLLEGE: Played in 51 games with 40 starts at Auburn, compiling 279 tackles (172 solo), seven INTs, 35 passes defended, one fumble recovery and one blocked FG returned for a TD...Started all 13 contests as a senior in 2011, registering 102 tackles (51), six passes defended and a fumble recovery...Appeared in 14 games (13 starts) as a junior in 2010, earning second-team Preseason All-SEC honors and helping the Tigers capture the 2010 BCS National Championship...Ranked third on the team with 64 tackles and finished with a team-best nine passes defended that same year...Started all 13 games as a sophomore in 2009, tying for 20th in the SEC with an average of 6.5 tackles per game and finishing third on his team with 84 tackles...Played in 11 games (one start) as a true freshman in 2008, earning a spot on the Coaches' All-SEC Freshman Team...Majored in philosophy.

AT A GLANCE

- Earned first two career starts at cornerback in third NFL season, playing in 14 games and notching 36 tackles (33 solo) with one INT and six passes defended.
- Played in 14 games for the Raiders in 2014, establishing himself as a key contributor on special teams and totaling three passes defended on defense.
- Spent the 2013 offseason and training camp with the Kansas City Chiefs before being waived at the end of camp.
- Was a three-year starter at Auburn and helped the Tigers win the 2010 BCS National Championship.



THORPE

PERSONAL: Attended Tucker (Ga.) High School...Named an Under Armour All-American as a senior...Had 64 tackles including six tackles for loss, 11 passes defended, three INTs and forced a fumble as a senior...Registered 18 sacks as a junior...Was honorable mention all-county as a junior...Rated as 11th best cornerback in nation by Scouts.com...Ranked 53rd best player in Georgia by SuperPrep...Also ran track.

ADDITIONAL STATISTICS: Special teams tackles – 6 in 2014, 4 in 2015; NFL totals: 10.

SINGLE-GAME HIGHS: TACKLES: Total – 7, 11/1/15 vs. NYJ. Solo – 7, 11/1/15 vs. NYJ. Interceptions – 1, 9/20/15 vs. Bal. Passes defended – 3, 9/20/15 vs. Bal.

NEIKO THORPE'S CAREER STATISTICS

| Year | Team | GP | GS | TACKLES | | | | | INTERCEPTIONS | | | | | FUMBLES | | |
|---------------|-------------|-----------|----------|-----------|-----------|----------|------------|------------|---------------|------------|------------|----------|----------|----------|----------|----------|
| | | | | Total | Solo | Asst. | Sacks | Yds. | No. | Yds. | Lg. | TD | PD | FF | FR | Yds. |
| 2012 | Kansas City | 9 | 0 | 4 | 4 | 0 | 0.0 | 0.0 | 0 | 0 | - | 0 | 0 | 0 | 0 | 0 |
| 2014 | Oakland | 14 | 0 | 2 | 1 | 1 | 0.0 | 0.0 | 0 | 0 | - | 0 | 3 | 0 | 0 | 0 |
| 2015 | Oakland | 14 | 2 | 36 | 33 | 3 | 0.0 | 0.0 | 1 | -12 | -12 | 0 | 6 | 0 | 0 | 0 |
| Totals | | 37 | 2 | 42 | 38 | 4 | 0.0 | 0.0 | 1 | -12 | -12 | 0 | 9 | 0 | 0 | 0 |

NEIKO THORPE GAME-BY-GAME

2015, OAKLAND (7-9)

| Date | Opp. | W/L | GP/GS | TACKLES | | | | | INTERCEPTIONS | | | | | FUMBLES | | |
|---------------|---------|-----|-------------|-------------------|-----------|----------|------------|------------|---------------|------------|------------|----------|----------|----------|----------|----------|
| | | | | Total | Solo | Asst. | Sacks | Yds. | No. | Yds. | Lg. | TD | PD | FF | FR | Yds. |
| 9/13 | Cin. | L | 1/0 | 0 | 0 | 0 | 0.0 | 0.0 | 0 | 0 | - | 0 | 0 | 0 | 0 | 0 |
| 9/20 | Bal. | W | 1/0 | 4 | 3 | 1 | 0.0 | 0.0 | 1 | -12 | -12 | 0 | 3 | 0 | 0 | 0 |
| 9/27 | at Cle. | W | 1/1 | 5 | 5 | 0 | 0.0 | 0.0 | 0 | 0 | - | 0 | 0 | 0 | 0 | 0 |
| 10/4 | at Chi. | L | 1/0 | 5 | 4 | 1 | 0.0 | 0.0 | 0 | 0 | - | 0 | 1 | 0 | 0 | 0 |
| 10/11 | Den. | L | 1/0 | 5 | 5 | 0 | 0.0 | 0.0 | 0 | 0 | - | 0 | 0 | 0 | 0 | 0 |
| 10/25 | at SD | W | 1/0 | 3 | 3 | 0 | 0.0 | 0.0 | 0 | 0 | - | 0 | 0 | 0 | 0 | 0 |
| 11/1 | NYJ | W | 1/0 | 7 | 7 | 0 | 0.0 | 0.0 | 0 | 0 | - | 0 | 2 | 0 | 0 | 0 |
| 11/8 | at Pit. | L | 1/1 | 3 | 2 | 1 | 0.0 | 0.0 | 0 | 0 | - | 0 | 0 | 0 | 0 | 0 |
| 11/15 | Min. | L | 1/0 | 0 | 0 | 0 | 0.0 | 0.0 | 0 | 0 | - | 0 | 0 | 0 | 0 | 0 |
| 11/22 | at Det. | L | 1/0 | 1 | 1 | 0 | 0.0 | 0.0 | 0 | 0 | - | 0 | 0 | 0 | 0 | 0 |
| 11/29 | at Ten. | W | 1/0 | 0 | 0 | 0 | 0.0 | 0.0 | 0 | 0 | - | 0 | 0 | 0 | 0 | 0 |
| 12/6 | KC | L | 1/0 | 0 | 0 | 0 | 0.0 | 0.0 | 0 | 0 | - | 0 | 0 | 0 | 0 | 0 |
| 12/13 | at Den. | W | 1/0 | 3 | 3 | 0 | 0.0 | 0.0 | 0 | 0 | - | 0 | 0 | 0 | 0 | 0 |
| 12/20 | GB | L | | (INACTIVE - NECK) | | | | | | | | | | | | |
| 12/24 | SD | W | | (INACTIVE - NECK) | | | | | | | | | | | | |
| 1/3/16 | at KC | L | 1/0 | 0 | 0 | 0 | 0.0 | 0.0 | 0 | 0 | - | 0 | 0 | 0 | 0 | 0 |
| Totals | | | 14/2 | 36 | 33 | 3 | 0.0 | 0.0 | 1 | -12 | -12 | 0 | 6 | 0 | 0 | 0 |

2014, OAKLAND (3-13)

| Date | Opp. | W/L | GP/GS | TACKLES | | | | | INTERCEPTIONS | | | | | FUMBLES | | |
|---------------|---------|-----|-------------|-------------------|----------|----------|------------|------------|---------------|----------|----------|----------|----------|----------|----------|----------|
| | | | | Total | Solo | Asst. | Sacks | Yds. | No. | Yds. | Lg. | TD | PD | FF | FR | Yds. |
| 9/7 | at NYJ | L | 1/0 | 0 | 0 | 0 | 0.0 | 0.0 | 0 | 0 | - | 0 | 0 | 0 | 0 | 0 |
| 9/14 | Hou. | L | 1/0 | 0 | 0 | 0 | 0.0 | 0.0 | 0 | 0 | - | 0 | 0 | 0 | 0 | 0 |
| 9/21 | at NE | L | 1/0 | 0 | 0 | 0 | 0.0 | 0.0 | 0 | 0 | - | 0 | 0 | 0 | 0 | 0 |
| 9/28 | Mia. | L | 1/0 | 0 | 0 | 0 | 0.0 | 0.0 | 0 | 0 | - | 0 | 0 | 0 | 0 | 0 |
| 10/12 | SD | L | 1/0 | 0 | 0 | 0 | 0.0 | 0.0 | 0 | 0 | - | 0 | 0 | 0 | 0 | 0 |
| 10/19 | Ari. | L | 1/0 | 0 | 0 | 0 | 0.0 | 0.0 | 0 | 0 | - | 0 | 2 | 0 | 0 | 0 |
| 10/26 | at Cle. | L | 1/0 | 0 | 0 | 0 | 0.0 | 0.0 | 0 | 0 | - | 0 | 0 | 0 | 0 | 0 |
| 11/2 | at Sea. | L | 1/0 | 0 | 0 | 0 | 0.0 | 0.0 | 0 | 0 | - | 0 | 0 | 0 | 0 | 0 |
| 11/9 | Den. | L | 1/0 | 0 | 0 | 0 | 0.0 | 0.0 | 0 | 0 | - | 0 | 0 | 0 | 0 | 0 |
| 11/16 | at SD | L | 1/0 | 0 | 0 | 0 | 0.0 | 0.0 | 0 | 0 | - | 0 | 0 | 0 | 0 | 0 |
| 11/20 | KC | W | 1/0 | 1 | 0 | 1 | 0.0 | 0.0 | 0 | 0 | - | 0 | 0 | 0 | 0 | 0 |
| 11/30 | StL. | L | | (INACTIVE - HAND) | | | | | | | | | | | | |
| 12/7 | SF | W | | (INACTIVE - HAND) | | | | | | | | | | | | |
| 12/14 | at KC | L | 1/0 | 0 | 0 | 0 | 0.0 | 0.0 | 0 | 0 | - | 0 | 0 | 0 | 0 | 0 |
| 12/21 | Buf. | W | 1/0 | 1 | 1 | 0 | 0.0 | 0.0 | 0 | 0 | - | 0 | 1 | 0 | 0 | 0 |
| 12/28 | at Den. | L | 1/0 | 0 | 0 | 0 | 0.0 | 0.0 | 0 | 0 | - | 0 | 0 | 0 | 0 | 0 |
| Totals | | | 14/0 | 2 | 1 | 1 | 0.0 | 0.0 | 0 | 0 | - | 0 | 3 | 0 | 0 | 0 |

THORPE

NEIKO THORPE GAME-BY-GAME

2012, KANSAS CITY (2-14)

| Date | Opp. | W/L | GP/GS | TACKLES | | | | | INTERCEPTIONS | | | | | FUMBLES | | |
|---------------|---------|-----|------------|----------|----------|----------|------------|------------|---------------|----------|----------|----------|----------|----------|----------|----------|
| | | | | Total | Solo | Asst. | Sacks | Yds. | No. | Yds. | Lg. | TD | PD | FF | FR | Yds. |
| 9/9 | Atl. | L | | | | | | | | | | | | | | |
| | | | | | | | | | | | | | | | | |
| 9/16 | at Buf. | L | | | | | | | | | | | | | | |
| | | | | | | | | | | | | | | | | |
| 9/23 | at NO | W | | | | | | | | | | | | | | |
| | | | | | | | | | | | | | | | | |
| 9/30 | SD | L | | | | | | | | | | | | | | |
| | | | | | | | | | | | | | | | | |
| 10/7 | Bal. | L | 1/0 | 0 | 0 | 0 | 0.0 | 0.0 | 0 | 0 | - | 0 | 0 | 0 | 0 | 0 |
| | | | | | | | | | | | | | | | | |
| 10/14 | at TB | L | | | | | | | | | | | | | | |
| | | | | | | | | | | | | | | | | |
| 10/28 | Oak. | L | | | | | | | | | | | | | | |
| | | | | | | | | | | | | | | | | |
| 11/1 | at SD | L | | | | | | | | | | | | | | |
| | | | | | | | | | | | | | | | | |
| 11/12 | at Pit. | L | 1/0 | 0 | 0 | 0 | 0.0 | 0.0 | 0 | 0 | - | 0 | 0 | 0 | 0 | 0 |
| | | | | | | | | | | | | | | | | |
| 11/18 | Cin. | L | 1/0 | 0 | 0 | 0 | 0.0 | 0.0 | 0 | 0 | - | 0 | 0 | 0 | 0 | 0 |
| | | | | | | | | | | | | | | | | |
| 11/25 | Den. | L | 1/0 | 0 | 0 | 0 | 0.0 | 0.0 | 0 | 0 | - | 0 | 0 | 0 | 0 | 0 |
| | | | | | | | | | | | | | | | | |
| 12/2 | Car. | W | 1/0 | 2 | 2 | 0 | 0.0 | 0.0 | 0 | 0 | - | 0 | 0 | 0 | 0 | 0 |
| | | | | | | | | | | | | | | | | |
| 12/9 | at Cle. | L | 1/0 | 0 | 0 | 0 | 0.0 | 0.0 | 0 | 0 | - | 0 | 0 | 0 | 0 | 0 |
| | | | | | | | | | | | | | | | | |
| 12/16 | at Oak. | L | 1/0 | 0 | 0 | 0 | 0.0 | 0.0 | 0 | 0 | - | 0 | 0 | 0 | 0 | 0 |
| | | | | | | | | | | | | | | | | |
| 12/23 | Ind. | L | 1/0 | 2 | 2 | 0 | 0.0 | 0.0 | 0 | 0 | - | 0 | 0 | 0 | 0 | 0 |
| | | | | | | | | | | | | | | | | |
| 12/30 | at Den. | L | 1/0 | 0 | 0 | 0 | 0.0 | 0.0 | 0 | 0 | - | 0 | 0 | 0 | 0 | 0 |
| | | | | | | | | | | | | | | | | |
| Totals | | | 9/0 | 4 | 4 | 0 | 0.0 | 0.0 | 0 | 0 | - | 0 | 0 | 0 | 0 | 0 |



KOREY TOOMER

LINEBACKER | IDAHO | 6-2 | 235
ACQUIRED: FA-'15 | NFL EXP: 3 | RAIDERS EXP: 2
HOMETOWN: LAS VEGAS, NEV. | BORN: 12/09/88

54

TRANSACTIONS: Selected by Seattle Seahawks in the fifth round (154th overall) of the 2012 NFL Draft, May 7, 2012...Waived by Seahawks, Aug. 31, 2012...Signed by Seahawks to practice squad, Sept. 2, 2012...Waived by Seahawks, Sept. 13, 2012...Re-signed by Seahawks to practice squad, Sept. 18, 2012...Waived by Seahawks, Sept. 27, 2012...Signed by Seahawks as a reserve/future free agent, Jan. 15, 2013...Waived by Seahawks, Aug. 30, 2014...Claimed via waivers by Dallas Cowboys, Sept. 1, 2014...Waived by Cowboys, Oct. 17, 2014...Signed by St. Louis Rams to practice squad, Oct. 21, 2014...Signed by Rams to active roster, Oct. 28, 2014...Waived by Rams, Aug. 31, 2015...Signed by Oakland Raiders to practice squad, Oct. 27, 2015...Signed by Raiders to active roster, Oct. 31, 2015.

CAREER: Third-year linebacker has appeared in 18 games, primarily on special teams...Career totals include seven tackles and six solo stops...Joined the Oakland Raiders on Oct. 27, 2015 and promoted to the active roster on Oct. 31...Appeared in 10 games with Oakland in 2015...Spent training camp with the Seattle Seahawks in 2014 before joining the Cowboys' active roster...Finished the year splitting time between the Rams practice squad and active roster...Spent the beginning of his rookie campaign on the Seahawks' practice squad...Originally entered the league as a fifth-round pick of the Seahawks in the 2012 NFL Draft.

AT A GLANCE

- Appeared in 18 career games, totaling 7 tackles (six solo) on defense while adding nine tackles on special teams.
- Joined Oakland in 2015, playing in 10 games primarily on special teams.
- Spent training camp with the Seattle Seahawks in 2014 before joining the Dallas Cowboys and finishing the year with the St. Louis Rams.
- Played three seasons at Idaho after a two-year career at Arizona Western College.

2015: Played in 10 games, primarily on special teams...Signed to Raiders practice squad on Oct. 27 and added to the active roster on Oct. 31...Posted four special teams tackles...**(11/1) vs. NYJ:** Added to the active roster from the practice squad prior to the game...Saw action on special teams...**(11/8) at Pit.:** Saw action on special teams and brief time on defense...**(11/15) vs. Min.:** Played exclusively on special teams...**(11/22) at Det.:** Played on special teams...**(11/29) at Ten.:** Saw action exclusively on special teams...**(12/6) vs. KC:** Credited with a special teams tackle on a second quarter punt...**(12/13) at Den.:** Notched a special teams tackle...**(12/20) vs. GB:** Recorded a special teams tackle on kickoff coverage...**(12/24) vs. SD:** Recorded a special teams tackle on punt coverage...**(1/3/16) at KC:** Played on special teams.

2014 (with Sea., Dal. and StL.: Began the season in training camp with the Seattle Seahawks before signing to the Dallas Cowboys' active roster on Sept. 1...Signed to the Rams' practice squad after being waived by the Cowboys on Oct. 17...Finished the season with St. Louis, appearing in six games...Recorded a total of five special teams tackles, including one in each of four games with St. Louis: 10/12 at Sea., 11/9 at Ari., 11/30 vs. Oak and 12/7 at Was. ...**(10/12) at Sea.:** Made NFL debut, totaling seven tackles (six solo).

2013 (with Sea.): Spent the majority of the season on the Seahawks' practice squad.

2012 (with Sea.): Drafted by the Seahawks in the fifth round of the 2012 NFL Draft...Spent most of his rookie season on the practice squad.

COLLEGE: Played three seasons at Idaho after a two-year career at Arizona Western College...Named a Team MVP by the Vandals...Notched an INT in each of his three seasons at Idaho...As a senior, totaled 68 tackles (38 solo) and led the team in sacks (four) and tackles for loss (10.5)...Added four passes defended, three quarterback hurries, one INT and one fumble recovery...Late in the season, served a dual role as running back and scored on a two-point conversion at San Jose State before adding three TDs vs. Utah State...Redshirted in 2010 after appearing in one game...In 2009, saw action in a backup role and on special teams...At Arizona Western College, was a two-year starter at linebacker...As a sophomore, had 24 solo stops and 62 assisted tackles for 86 total tackles...Forced one fumble and had three INTs...As a freshman, notched 44 tackles (11), 3.5 tackles for loss, one sack and two forced fumbles.

PERSONAL: Attended Shadow Ridge High School in Las Vegas, Nev. ...A two-way starter at tight end and linebacker...Totalled 88 tackles and eight sacks...A first-team All-Northwest Division and All-Sunset Conference selection.

ADDITIONAL STATISTICS: Special teams tackles – 5 in 2014, 4 in 2015; NFL totals: 9.

KOREY TOOMER'S CAREER STATISTICS

| Year | Team | GP | GS | TACKLES | | | | Yds. | INTERCEPTIONS | | | | | FUMBLES | | |
|---------------|-----------|-----------|----------|----------|----------|----------|------------|------------|---------------|----------|----------|----------|----------|----------|----------|----------|
| | | | | Total | Solo | Asst. | Sacks | | No. | Yds. | Lg. | TD | PD | FF | FR | Yds. |
| 2014 | Dal./StL. | 8 | 0 | 7 | 6 | 1 | 0.0 | 0.0 | 0 | 0 | - | 0 | 0 | 0 | 0 | 0 |
| 2015 | Oakland | 10 | 0 | 0 | 0 | 0 | 0.0 | 0.0 | 0 | 0 | - | 0 | 0 | 0 | 0 | 0 |
| Totals | | 18 | 0 | 7 | 6 | 1 | 0.0 | 0.0 | 0 | 0 | - | 0 | 0 | 0 | 0 | 0 |

TOOMER

KOREY TOOMER GAME-BY-GAME

2014, DALLAS/ST. LOUIS

| Date | Opp. | W/L | GP/GS | TACKLES | | | | | INTERCEPTIONS | | | | | FUMBLES | | |
|---------------|----------|-----|------------|----------|----------|----------|------------|------------|---------------|----------|----------|----------|----------|----------|----------|----------|
| | | | | Total | Solo | Asst. | Sacks | Yds. | No. | Yds. | Lg. | TD | PD | FF | FR | Yds. |
| 9/7 | SF* | L | | | | | | | | | | | | | | |
| | | | | | | | | | | | | | | | | |
| 9/14 | at Ten.* | W | | | | | | | | | | | | | | |
| | | | | | | | | | | | | | | | | |
| 9/21 | at StL.* | W | | | | | | | | | | | | | | |
| | | | | | | | | | | | | | | | | |
| 9/28 | NO* | W | | | | | | | | | | | | | | |
| | | | | | | | | | | | | | | | | |
| 10/5 | Hou.* | W | | | | | | | | | | | | | | |
| | | | | | | | | | | | | | | | | |
| 10/12 | at Sea.* | W | 1/0 | 7 | 6 | 1 | 0.0 | 0.0 | 0 | 0 | - | 0 | 0 | 0 | 0 | 0 |
| 10/16 | vs. NYG* | W | | | | | | | | | | | | | | |
| | | | | | | | | | | | | | | | | |
| 11/2 | at SF | W | | | | | | | | | | | | | | |
| | | | | | | | | | | | | | | | | |
| 11/9 | at Ari. | L | 1/0 | 0 | 0 | 0 | 0.0 | 0.0 | 0 | 0 | - | 0 | 0 | 0 | 0 | 0 |
| 11/16 | Den. | W | 1/0 | 0 | 0 | 0 | 0.0 | 0.0 | 0 | 0 | - | 0 | 0 | 0 | 0 | 0 |
| | | | | | | | | | | | | | | | | |
| 11/23 | at SD | L | | | | | | | | | | | | | | |
| | | | | | | | | | | | | | | | | |
| 11/30 | Oak. | W | 1/0 | 0 | 0 | 0 | 0.0 | 0.0 | 0 | 0 | - | 0 | 0 | 0 | 0 | 0 |
| 12/7 | at Was. | W | 1/0 | 0 | 0 | 0 | 0.0 | 0.0 | 0 | 0 | - | 0 | 0 | 0 | 0 | 0 |
| 12/11 | Ari. | L | 1/0 | 0 | 0 | 0 | 0.0 | 0.0 | 0 | 0 | - | 0 | 0 | 0 | 0 | 0 |
| 12/21 | NYG | L | 1/0 | 0 | 0 | 0 | 0.0 | 0.0 | 0 | 0 | - | 0 | 0 | 0 | 0 | 0 |
| 12/28 | at Sea. | L | 1/0 | 0 | 0 | 0 | 0.0 | 0.0 | 0 | 0 | - | 0 | 0 | 0 | 0 | 0 |
| | | | | | | | | | | | | | | | | |
| Totals | | | 8/0 | 7 | 6 | 1 | 0.0 | 0.0 | 0 | 0 | - | 0 | 0 | 0 | 0 | 0 |

*w/Dal.



BRYNDEN TRAWICK

SAFETY | TROY | 6-2 | 225
ACQUIRED: FA-'16 | NFL EXP: 4 | RAIDERS EXP: 1
HOMETOWN: MARIETTA, GA. | BORN: 10/23/89

41

TRANSACTIONS: Signed by the Baltimore Ravens as an undrafted free agent, May 3, 2013...Waived by Ravens, Sept. 23, 2013...Signed by Ravens to practice squad, Sept. 24, 2013...Signed by Ravens to active roster, Oct. 30, 2013...Re-signed by Ravens as an exclusive rights free agent, April 14, 2015...Signed by Oakland Raiders as a free agent, March 16, 2016.

CAREER: Experienced safety enters his first training camp with the Raiders after signing as a free agent in March...Has played in 38 games during his three years with the Ravens, totaling 30 tackles (26 solo) and one pass defended...Registered a team-high nine special teams stops in 2015...Saw action in 14 games, totaling four special teams tackles and three tackles on defense in 2014...Tied for third on the team with eight special teams tackles as a rookie in 2013.

2015 (with Bal.): Registered a team-high nine special teams stops and a career-high seven tackles (five solo) and one pass defended on defense...(9/27) vs. Cin.: Recorded his first career pass defended and two special teams tackles...(10/1) at Pit.: Registered a special teams tackle...(10/11) vs. Cle.: Talled two special teams tackles...(10/18) at SF: Posted one solo tackle...(10/26) at Ari.: Posted four tackles (three), both career highs, in his first career start...(12/6) at Mia.: Posted a stop on special teams...(12/20) vs. KC: Saw action on special teams, recording one stop...(1/3/16) at Cin.: Notched one special teams stop and one tackle on defense in the season finale.

2014 (with Bal.): Totaled four special teams tackles and three tackles on defense...Saw action on special teams in both post-season contests...(9/28) vs. Car.: Recorded his first career tackles on defense, finishing with two solo stops...(10/5) at Ind.: Posted one tackle on defense and one special teams stop...(10/19) vs. Atl.: Netted a solo special teams tackle...(11/24) at NO: Recorded a solo special teams tackle.

2013 (with Bal.): Tied for third on the team with eight special teams tackles...Signed to the Ravens' active roster on Oct. 30...(9/5) at Den.: Saw action in his first career NFL game and recorded a special teams tackle...(9/15) vs. Cle.: Led the team with a career-high two solo special teams...(11/10) vs. Cin.: Led the team and tied a career high two solo special teams tackles.

COLLEGE: Spent time at Troy University, Northeast Mississippi Community College and Michigan State during his collegiate career...Was the only player in the Sun Belt to average double-digit tackles (10.2 per game) during the 2011 season, as he collected 123 tackles (75 solo), ranking 16th in the NCAA with his tackles-per-game total...Earned first-team All-Sun Belt honors as a senior after recording 83 tackles, three INTs and four passes defended...Finished the season with one fumble recovery, two passes defended and 2.5 tackles for loss...Spent the 2010 season playing for Northeast Mississippi Community College, where he recorded 58 tackles, nine tackles for loss, six passes defended, four forced fumbles and fumble recoveries...As a redshirt freshman at Michigan State in 2008, he provided depth and saw action on special teams...Redshirted as a true freshman... Majored in social science.

PERSONAL: Prepped at Sprayberry High School in Marietta, Ga. ...Three-year starter and ranked as one of Georgia's top seniors by SuperPrep...Was also ranked among the nation's top safeties by Scouts, Inc., Rivals.com and Scout.com...Was a two-time All-League and All-County selection...Recorded 69 tackles (51 solo), one INT, two fumble recoveries and two blocked PATs as a senior in 2007...Totaled more than 600 all-purpose yards, four TDs, caught 15 passes for 195 yards and rushed 17 times for 156 yards during his final high school season...Last name is pronounced TRAH-wick.

ADDITIONAL STATISTICS: Special teams tackles – 8 in 2013, 4 in 2014, 9 in 2015; NFL totals: 21.

SINGLE-GAME HIGHS: TACKLES: Total – 4, 10/26/15 at Ari. Solo – 3, 10/26/15 at Ari. Passes defended – 1, 9/27/15 vs. Cin.

BRYNDEN TRAWICK'S CAREER STATISTICS

| Year | Team | GP | GS | TACKLES | | | | | Yds. | INTERCEPTIONS | | | | | FUMBLES | | |
|-------------------|-----------|-----------|----------|-----------|----------|----------|------------|------------|----------|---------------|----------|----------|----------|----------|----------|----------|----------|
| | | | | Total | Solo | Asst. | Sacks | | | No. | Yds. | Lg. | TD | PD | FF | FR | Yds. |
| 2013 | Baltimore | 8 | 0 | 0 | 0 | 0 | 0.0 | 0.0 | 0 | 0 | - | 0 | 0 | 0 | 0 | 0 | 0 |
| 2014 | Baltimore | 14 | 0 | 3 | 2 | 1 | 0.0 | 0.0 | 0 | 0 | - | 0 | 0 | 0 | 0 | 0 | 0 |
| 2015 | Baltimore | 16 | 1 | 7 | 5 | 2 | 0.0 | 0.0 | 0 | 0 | - | 0 | 1 | 0 | 0 | 0 | 0 |
| Totals | | 38 | 1 | 10 | 7 | 3 | 0.0 | 0.0 | 0 | 0 | - | 0 | 1 | 0 | 0 | 0 | 0 |
| POSTSEASON | | | | | | | | | | | | | | | | | |
| 2014 | Baltimore | 2 | 0 | 0 | 0 | 0 | 0.0 | 0.0 | 0 | 0 | - | 0 | 0 | 0 | 0 | 0 | 0 |
| Totals | | 2 | 0 | 0 | 0 | 0 | 0.0 | 0.0 | 0 | 0 | - | 0 | 0 | 0 | 0 | 0 | 0 |

TRAWICK

BRYNDEN TRAWICK GAME-BY-GAME 2015, BALTIMORE (5-11)

| Date | Opp. | W/L | GP/GS | TACKLES | | | | | Yds. | INTERCEPTIONS | | | | | FUMBLES | | |
|---------------|---------|-----|-------------|----------|----------|----------|------------|------------|----------|---------------|----------|----------|----------|----------|----------|----------|----------|
| | | | | Total | Solo | Asst. | Sacks | | | No. | Yds. | Lg. | TD | PD | FF | FR | Yds. |
| 9/13 | at Den. | L | 1/0 | 0 | 0 | 0 | 0.0 | 0.0 | 0 | 0 | - | 0 | 0 | 0 | 0 | 0 | 0 |
| 9/20 | at Oak. | L | 1/0 | 0 | 0 | 0 | 0.0 | 0.0 | 0 | 0 | - | 0 | 0 | 0 | 0 | 0 | 0 |
| 9/27 | Cin. | L | 1/0 | 0 | 0 | 0 | 0.0 | 0.0 | 0 | 0 | - | 0 | 1 | 0 | 0 | 0 | 0 |
| 10/1 | at Pit. | W | 1/0 | 0 | 0 | 0 | 0.0 | 0.0 | 0 | 0 | - | 0 | 0 | 0 | 0 | 0 | 0 |
| 10/11 | Cle. | L | 1/0 | 0 | 0 | 0 | 0.0 | 0.0 | 0 | 0 | - | 0 | 0 | 0 | 0 | 0 | 0 |
| 10/18 | at SF | L | 1/0 | 1 | 1 | 0 | 0.0 | 0.0 | 0 | 0 | - | 0 | 0 | 0 | 0 | 0 | 0 |
| 10/26 | at Ari. | L | 1/1 | 4 | 3 | 1 | 0.0 | 0.0 | 0 | 0 | - | 0 | 0 | 0 | 0 | 0 | 0 |
| 11/1 | SD | W | 1/0 | 0 | 0 | 0 | 0.0 | 0.0 | 0 | 0 | - | 0 | 0 | 0 | 0 | 0 | 0 |
| 11/15 | Jac. | L | 1/0 | 0 | 0 | 0 | 0.0 | 0.0 | 0 | 0 | - | 0 | 0 | 0 | 0 | 0 | 0 |
| 11/22 | StL | W | 1/0 | 0 | 0 | 0 | 0.0 | 0.0 | 0 | 0 | - | 0 | 0 | 0 | 0 | 0 | 0 |
| 11/30 | at Cle. | W | 1/0 | 0 | 0 | 0 | 0.0 | 0.0 | 0 | 0 | - | 0 | 0 | 0 | 0 | 0 | 0 |
| 12/6 | at Mia. | L | 1/0 | 0 | 0 | 0 | 0.0 | 0.0 | 0 | 0 | - | 0 | 0 | 0 | 0 | 0 | 0 |
| 12/13 | Sea. | L | 1/0 | 0 | 0 | 0 | 0.0 | 0.0 | 0 | 0 | - | 0 | 0 | 0 | 0 | 0 | 0 |
| 12/20 | KC | L | 1/0 | 0 | 0 | 0 | 0.0 | 0.0 | 0 | 0 | - | 0 | 0 | 0 | 0 | 0 | 0 |
| 12/27 | Pit. | W | 1/0 | 1 | 1 | 0 | 0.0 | 0.0 | 0 | 0 | - | 0 | 0 | 0 | 0 | 0 | 0 |
| 1/3/16 | at Cin. | L | 1/0 | 1 | 0 | 1 | 0.0 | 0.0 | 0 | 0 | - | 0 | 0 | 0 | 0 | 0 | 0 |
| Totals | | | 16/1 | 7 | 5 | 2 | 0.0 | 0.0 | 0 | 0 | - | 0 | 1 | 0 | 0 | 0 | 0 |

2014, BALTIMORE (10-6)

| Date | Opp. | W/L | GP/GS | TACKLES | | | | | Yds. | INTERCEPTIONS | | | | | FUMBLES | | |
|---------------|---------|-----|-------------|------------|----------|----------|------------|------------|----------|---------------|----------|----------|----------|----------|----------|----------|----------|
| | | | | Total | Solo | Asst. | Sacks | | | No. | Yds. | Lg. | TD | PD | FF | FR | Yds. |
| 9/7 | Cin. | L | 1/0 | 0 | 0 | 0 | 0.0 | 0.0 | 0 | 0 | - | 0 | 0 | 0 | 0 | 0 | 0 |
| 9/11 | Pit. | W | 1/0 | 0 | 0 | 0 | 0.0 | 0.0 | 0 | 0 | - | 0 | 0 | 0 | 0 | 0 | 0 |
| 9/21 | at Cle. | W | 1/0 | 0 | 0 | 0 | 0.0 | 0.0 | 0 | 0 | - | 0 | 0 | 0 | 0 | 0 | 0 |
| 9/28 | Car. | W | 1/0 | 2 | 2 | 0 | 0.0 | 0.0 | 0 | 0 | - | 0 | 0 | 0 | 0 | 0 | 0 |
| 10/5 | at Ind. | L | 1/0 | 1 | 0 | 1 | 0.0 | 0.0 | 0 | 0 | - | 0 | 0 | 0 | 0 | 0 | 0 |
| 10/12 | at TB | W | 1/0 | 0 | 0 | 0 | 0.0 | 0.0 | 0 | 0 | - | 0 | 0 | 0 | 0 | 0 | 0 |
| 10/19 | Atl. | W | 1/0 | 0 | 0 | 0 | 0.0 | 0.0 | 0 | 0 | - | 0 | 0 | 0 | 0 | 0 | 0 |
| 10/26 | at Cin. | L | 1/0 | 0 | 0 | 0 | 0.0 | 0.0 | 0 | 0 | - | 0 | 0 | 0 | 0 | 0 | 0 |
| 11/2 | at Pit. | L | 1/0 | 0 | 0 | 0 | 0.0 | 0.0 | 0 | 0 | - | 0 | 0 | 0 | 0 | 0 | 0 |
| 11/9 | Ten. | W | | (INACTIVE) | | | | | | | | | | | | | |
| 11/24 | at NO | W | 1/0 | 0 | 0 | 0 | 0.0 | 0.0 | 0 | 0 | - | 0 | 0 | 0 | 0 | 0 | 0 |
| 11/30 | SD | L | 1/0 | 0 | 0 | 0 | 0.0 | 0.0 | 0 | 0 | - | 0 | 0 | 0 | 0 | 0 | 0 |
| 12/7 | at Mia. | W | 1/0 | 0 | 0 | 0 | 0.0 | 0.0 | 0 | 0 | - | 0 | 0 | 0 | 0 | 0 | 0 |
| 12/14 | Jac. | W | 1/0 | 0 | 0 | 0 | 0.0 | 0.0 | 0 | 0 | - | 0 | 0 | 0 | 0 | 0 | 0 |
| 12/21 | at Hou. | L | 1/0 | 0 | 0 | 0 | 0.0 | 0.0 | 0 | 0 | - | 0 | 0 | 0 | 0 | 0 | 0 |
| 12/28 | Cle. | W | | (INACTIVE) | | | | | | | | | | | | | |
| Totals | | | 14/0 | 3 | 2 | 1 | 0.0 | 0.0 | 0 | 0 | - | 0 | 0 | 0 | 0 | 0 | 0 |


POSTSEASON

| | | | | | | | | | | | | | | | | | |
|---------|---------|---|-----|---|---|---|-----|-----|---|---|---|---|---|---|---|---|---|
| 1/3/15 | at Pit. | W | 1/0 | 0 | 0 | 0 | 0.0 | 0.0 | 0 | 0 | - | 0 | 0 | 0 | 0 | 0 | 0 |
| 1/10/15 | at NE | L | 1/0 | 0 | 0 | 0 | 0.0 | 0.0 | 0 | 0 | - | 0 | 0 | 0 | 0 | 0 | 0 |

| | | | | | | | | | | | | | | | | | |
|---------------|--|--|------------|----------|----------|----------|------------|------------|----------|----------|----------|----------|----------|----------|----------|----------|----------|
| Totals | | | 2/0 | 0 | 0 | 0 | 0.0 | 0.0 | 0 | 0 | - | 0 | 0 | 0 | 0 | 0 | 0 |
|---------------|--|--|------------|----------|----------|----------|------------|------------|----------|----------|----------|----------|----------|----------|----------|----------|----------|

2013, BALTIMORE (8-8)

| Date | Opp. | W/L | GP/GS | TACKLES | | | | | Yds. | INTERCEPTIONS | | | | | FUMBLES | | |
|---------------|---------|-----|------------|--------------------|----------|----------|------------|------------|----------|---------------|----------|----------|----------|----------|----------|----------|----------|
| | | | | Total | Solo | Asst. | Sacks | | | No. | Yds. | Lg. | TD | PD | FF | FR | Yds. |
| 9/5 | at Den. | L | 1/0 | 0 | 0 | 0 | 0.0 | 0.0 | 0 | 0 | - | 0 | 0 | 0 | 0 | 0 | 0 |
| 9/15 | Cle. | W | 1/0 | 0 | 0 | 0 | 0.0 | 0.0 | 0 | 0 | - | 0 | 0 | 0 | 0 | 0 | 0 |
| 9/22 | Hou. | W | 1/0 | 0 | 0 | 0 | 0.0 | 0.0 | 0 | 0 | - | 0 | 0 | 0 | 0 | 0 | 0 |
| 9/29 | at Buf. | L | | (PRACTICE SQUAD) | | | | | | | | | | | | | |
| 10/6 | at Mia. | W | | (PRACTICE SQUAD) | | | | | | | | | | | | | |
| 10/13 | GB | L | | (PRACTICE SQUAD) | | | | | | | | | | | | | |
| 10/20 | at Pit. | L | | (PRACTICE SQUAD) | | | | | | | | | | | | | |
| 11/3 | at Cle. | L | | (INACTIVE) | | | | | | | | | | | | | |
| 11/10 | Cin. | W | 1/0 | 0 | 0 | 0 | 0.0 | 0.0 | 0 | 0 | - | 0 | 0 | 0 | 0 | 0 | 0 |
| 11/17 | at Chi. | L | 1/0 | 0 | 0 | 0 | 0.0 | 0.0 | 0 | 0 | - | 0 | 0 | 0 | 0 | 0 | 0 |
| 11/24 | NYJ | W | 1/0 | 0 | 0 | 0 | 0.0 | 0.0 | 0 | 0 | - | 0 | 0 | 0 | 0 | 0 | 0 |
| 11/28 | Pit. | W | | (INACTIVE - ANKLE) | | | | | | | | | | | | | |
| 12/8 | Min. | W | | (INACTIVE - ANKLE) | | | | | | | | | | | | | |
| 12/16 | at Det. | W | | (INACTIVE - ANKLE) | | | | | | | | | | | | | |
| 12/22 | NE | L | 1/0 | 0 | 0 | 0 | 0.0 | 0.0 | 0 | 0 | - | 0 | 0 | 0 | 0 | 0 | 0 |
| 12/29 | at Cin. | L | 1/0 | 0 | 0 | 0 | 0.0 | 0.0 | 0 | 0 | - | 0 | 0 | 0 | 0 | 0 | 0 |
| Totals | | | 8/0 | 0 | 0 | 0 | 0.0 | 0.0 | 0 | 0 | - | 0 | 0 | 0 | 0 | 0 | 0 |



CLIVE WALFORD

TIGHT END | MIAMI (Fla.) | 6-4 | 250
ACQUIRED: D3-'15 | NFL EXP.: 2 | RAIDERS EXP.: 2
HOMETOWN: BELLE GLADE, FLA. | BORN: 10/01/91

88

TRANSACTIONS: Selected by Oakland Raiders in the third round (68th overall) of the 2015 NFL Draft, May 1, 2015.

2015: Played in 16 games with two starts in his rookie campaign...Finished with 28 receptions for 329 yards (11.8 avg.) with three TDs...Led the team's tight ends in receiving yards and TDs...**(9/13) vs. Cin.:** Made his NFL debut, hauling in first career pass for a 1-yard gain...**(9/20) vs. Bal.:** Caught one pass for four yards...**(10/11) vs. Den.:** Finished the game with one reception, a 33-yard catch in the second quarter...**(10/25) at SD:** Earned first career start in a two-tight end set...Notched two receptions for 42 yards (21.0 avg.) with his first career TD reception...Scored on a 23-yard pass from QB Derek Carr in the second quarter...**(11/1) vs. NYJ:** Earned second career start in a two-tight end set...Hauled in two passes for 13 yards (6.5 avg.) with an 11-yard long...**(11/8) at Pitt.:** Scored his second career TD on his only reception of the game, a 1-yard pass from Carr in the third quarter...**(11/15) vs. Min.:** Hauled in two passes for 18 yards (9.0 avg.) and one TD on a 10-yard grab pass from Carr...Scored third career TD in the second quarter, becoming the first Raiders rookie tight end since Mychal Rivera (2013) with a TD in back-to-back games...**(11/22) at Det.:** Notched two receptions for 25 yards (12.5 avg.) with an 18-yard long...**(11/29) at Ten.:** Made one reception, a 14-yard grab for a first down in the second quarter...**(12/6) vs. KC:** Set new career highs for receptions (five) and receiving yards (53)...Caught all five passes thrown his way and tied for the team lead in receptions...**(12/13) at Den.:** Saw extensive action on offense, catching three passes for 47 yards (15.7 avg.) with a 25-yard long...**(12/20) vs. GB:** Recorded two receptions for a third straight game, finishing with 10 yards...**(12/24) vs. SD:** Finished with one catch for 22 yards...**(1/3/16) at KC:** Caught four passes and led the team with 46 receiving yards (11.5 avg.) in the season finale.

AT A GLANCE

- Appeared in all 16 games with two starts in his rookie year, leading the team's tight ends with 329 receiving yards and three TDs.
- Posted multiple receptions in eight games in 2015.
- Set all major school tight end receiving records, totaling 121 receptions for 1,753 yards (14.5 avg.) and 14 TDs, while becoming just the seventh tight end in school history to total 1,000 receiving yards.
- Named a finalist for the John Mackey Award in his senior year, along with earning third-team All-American and second-team All-ACC honors.

COLLEGE: Played four years at Miami (Fla.), appearing in 49 games with 35 starts...Totaled 121 receptions for 1,753 yards and (14.5 avg.) and 14 TDs...Set all major Miami tight end receiving records, including receptions, receiving yards and receiving TDs...Became just the seventh tight end to surpass 1,000 career receiving yards in Hurricanes history...Played in 12 games with 10 starts as a senior...Produced the best season of his collegiate career, totaling 44 receptions for 676 yards (15.4 avg.) and seven TDs...Led the team in receptions...Posted two games of over 100 receiving yards...Named a finalist for the John Mackey Award, given annually to college football's most outstanding tight end...Garnered All-American Third-Team honors and All-ACC Second-Team honors...Played in all 13 games, making 12 starts as a junior...Finished season with 454 receiving yards and two TDs on 34 catches...Ranked second on team in receptions...Played in all 12 games with five starts as a sophomore...Finished third on team with 451 yards on 25 catches and tied for team lead with four receiving TDs...One of only two Hurricanes to catch at least one pass in all 12 games...Played in all 12 games as a redshirt freshman and earned eight starts, emerging as team's primary target at tight end...Registered at least one catch in 10 of team's 12 games...Finished fourth on team in catches (18) and receiving yards (172)...Added one receiving TD...Redshirted as a true freshman.

PERSONAL: Attended Glades Central High School in Belle Glade, Fla. ...Earned All-Palm Beach County honors as a senior after recording over 400 receiving yards and six TDs as a senior...Didn't start playing football until his senior year...Averaged 13 points and 15 rebounds playing basketball as a junior.

ADDITIONAL STATISTICS: Miscellaneous tackles – 1 in 2015.

SINGLE-GAME HIGHS: RECEIVING: Receptions – 5, 12/6/15 vs. KC. Yards – 53, 12/6/15 vs. KC. Long – 33, 10/11/15 vs. Den. Touchdowns – 1, three times; last: 11/15/15 vs. Min.



WALFORD


CLIVE WALFORD'S CAREER STATISTICS

| Year | Team | GP | GS | RECEIVING | | | | | Att. | RUSHING | | | | TOTAL OFFENSE |
|--------|---------|----|----|-----------|------|------|-----|----|------|---------|------|-----|----|------------------|
| | | | | Rec. | Yds. | Avg. | Lg. | TD | | Yds. | Avg. | Lg. | TD | |
| 2015 | Oakland | 16 | 2 | 28 | 329 | 11.8 | 33 | 3 | 0 | 0 | - | - | 0 | 329 |
| Totals | | 16 | 2 | 28 | 329 | 11.8 | 33 | 3 | 0 | 0 | - | - | 0 | 329 |

CLIVE WALFORD GAME-BY-GAME

2015, OAKLAND (7-9)

| Date | Opp. | W/L | GP/GS | RECEIVING | | | | | TD |
|---------------|---------|-----|-------------|-----------|------------|-------------|-----------|----------|----|
| | | | | Rec. | Yds. | Avg. | Lg. | TD | |
| 9/13 | Cin. | L | 1/0 | 1 | 1 | 1.0 | 1 | 0 | |
| 9/20 | Bal. | W | 1/0 | 1 | 4 | 4.0 | 4 | 0 | |
| 9/27 | at Cle. | W | 1/0 | 0 | 0 | - | - | 0 | |
| 10/4 | at Chi. | L | 1/0 | 0 | 0 | - | - | 0 | |
| 10/11 | Den. | L | 1/0 | 1 | 33 | 33.0 | 33 | 0 | |
| 10/25 | at SD | W | 1/1 | 2 | 42 | 21.0 | 23t | 1 | |
| 11/1 | NYJ | W | 1/1 | 2 | 13 | 6.5 | 11 | 0 | |
| 11/8 | at Pit. | L | 1/0 | 1 | 1 | 1.0 | 1t | 1 | |
| 11/15 | Min. | L | 1/0 | 2 | 18 | 9.0 | 10t | 1 | |
| 11/22 | at Det. | L | 1/0 | 2 | 25 | 12.5 | 18 | 0 | |
| 11/29 | at Ten. | W | 1/0 | 1 | 14 | 14.0 | 14 | 0 | |
| 12/6 | KC | L | 1/0 | 5 | 53 | 10.6 | 16 | 0 | |
| 12/13 | at Den. | W | 1/0 | 3 | 47 | 15.7 | 25 | 0 | |
| 12/20 | GB | L | 1/0 | 2 | 10 | 5.0 | 6 | 0 | |
| 12/24 | SD | W | 1/0 | 1 | 22 | 22.0 | 22 | 0 | |
| 1/3/16 | at KC | L | 1/0 | 4 | 46 | 11.5 | 19 | 0 | |
| Totals | | | 16/2 | 28 | 329 | 11.8 | 33 | 3 | |



MENELIK WATSON

TACKLE | FLORIDA STATE | 6-5 | 315
ACQUIRED: D2-'13 | NFL EXP: 4 | RAIDERS EXP: 4
HOMETOWN: MANCHESTER, ENGLAND | BORN: 12/22/88

71

TRANSACTIONS: Selected by Oakland Raiders in the second round (42nd overall) of the 2013 NFL Draft, April 26, 2013.

CAREER: Athletic lineman enters his fourth season with Oakland after being originally selected by the team in the second round of the 2013 NFL Draft...Appeared in 17 games with 12 starts over his first two seasons...Spent the entire 2015 campaign on the Reserve/Injured List due to an Achilles injury suffered in the team's preseason game against Arizona on Aug. 30...Played in 12 games with nine starts in 2014...Appeared in five games with three starts as a rookie.

2015: Missed the entire 2015 campaign due to an Achilles injury suffered in the team's preseason game against Arizona on Aug. 30...Placed on the Reserve/Injured List on Sept. 1.

2014: Played in 12 games, starting nine, before missing the final four weeks of the season with a foot/ankle injury...**(9/7) at NYJ:** Appeared in the season opener against the Jets, playing primarily on special teams...**(9/14) vs. Hou.:** Started as an extra offensive lineman in the home opener...Played on offense and appeared on special teams...**(9/28) vs. Mia.:** Played on both offense and special teams in his homecoming at Wembley Stadium...**(10/12) vs. SD:** Started at right tackle in place of an injured T/G Khalif Barnes...Part of an offensive line that did not allow a sack for the third time on the season, joining the 1970 Raiders line as only units in franchise history to keep clean sheets in three of the first five games...**(10/19) vs. Ari.:** Started at right tackle in place of Barnes...**(10/26) at Cle.:** Started at right tackle...**(11/2) at Sea.:** Started at right tackle...**(11/9) vs. Den.:** Part of a line that allowed zero sacks for the fourth game on the year...**(11/20) vs. KC:** Helped pave the way for a season-high 179 rushing yards in the Raiders' first win of the season...RB Latavius Murray recorded his first career 100-yard rushing performance.

2013: Saw action in five games with three starts as a rookie...Was inactive due to injury for the first seven games...**(11/3) vs. Phi.:** Made his NFL debut, filling in for injured T Matt McCannts at right tackle...Helped the offense total 560 yards, the third highest mark in Raiders history...**(11/10) at NYG:** Made his first NFL start at right tackle, helping Oakland rush for 107 yards...**(11/17) at Hou.:** Started the game as an extra offensive lineman...Helped QB Matt McGloin post a 105.9 quarterback rating in his first career start...**(12/8) at NYJ:** Saw action as an extra offensive lineman and was part of a line that helped the offense rush for 150 yards against the league's top-ranked rush defense...**(12/15) vs. KC:** Saw action as an extra offensive lineman and was part of a line that did not allow a sack.

COLLEGE: Played final collegiate season at Florida State, following stops at Saddleback Junior College in Mission Viejo, Calif., and Marist College in Poughkeepsie, N.Y. ...Played two years of college football, lettering in basketball at Marist...As a senior at Florida State, was named honorable mention All-ACC by conference coaches and second-team All-ACC by the NFL Draft Report...Played in 13 games with 12 starts...Allowed only one sack and was part of an offensive line that yielded just 26 sacks on the season...Part of the most productive offense in school history, as the Seminoles racked up a then-program-record 6,591 total yards...Aided a running game that averaged 206.1 yards per contest and produced a program-record 40 rushing TDs...In only season at Saddleback College, earned second-team All-Southern California Football Association honors...Attended Saddleback with Kyle Long, the son of Raider Legend and Pro Football Hall of Famer Howie Long...Helped team to an 8-3 record and blocked for an offense that averaged 470.4 total yards per game and 338.6 passing yards per contest...Attended Marist for two years, redshirting his first season on the basketball team as a freshman...Lettered during the 2010-11 season, playing in 29 games with 13 starts...Elected team captain as a forward/center, and averaged 4.7 points and 3.3 rebounds per game...Earned MAAC Rookie of the Week honors, averaging 11 points and 4.7 rebounds in games vs. Rutgers, Lehigh and Vermont...Majored in general studies.


PERSONAL: Attended Burnage High School in Manchester, England...Following high school, attended the famed Canaria Basketball Academy in Gran Canaria, Las Palmas, Spain...Spent two seasons in Spain and also played for the Orellana travelling basketball team, serving as team captain...Ardent supporter of Manchester City in the Barclays Premier League...First name is pronounced MEN-ah-lick.

ADDITIONAL STATISTICS: Miscellaneous tackles – 1 in 2014.



MENELIK WATSON GAMES PLAYED/STARTED

| Year | Team | GP | GS |
|---------------|---|-----------|-----------|
| 2013 | Oakland | 5 | 3 |
| 2014 | Oakland | 12 | 9 |
| 2015 | Oakland (RESERVE/INJURED LIST - ACHILLES) | | |
| Totals | | 17 | 12 |



DAN WILLIAMS

DEFENSIVE TACKLE | TENNESSEE | 6-2 | 330
ACQUIRED: UFA-'15 (Ari.) | NFL EXP.: 7 | RAIDERS EXP.: 2
HOMETOWN: MEMPHIS, TENN. | BORN: 06/01/87

90

TRANSACTIONS: Selected by Arizona Cardinals in the first round (26th overall) of the 2010 NFL Draft, April 22, 2010...Signed by Oakland Raiders as an unrestricted free agent, March 11, 2015.

CAREER: Run-stuffing defensive tackle enters his seventh NFL season, his second with Oakland...Signed with the team as an unrestricted free agent in March 2015...Career totals include 86 games played with 55 starts, totaling 238 tackles (150 solo), three sacks, two forced fumbles, two fumble recoveries, one INT and 10 passes defended...Played in all 16 games for the Silver and Black last year, setting a career high with 59 tackles...Played in all 16 games for the first time in his career in 2014...Has also appeared in one postseason game, totaling six tackles.

AT A GLANCE

- Played in all 16 games with 15 starts and set a career high with 59 tackles (34 solo) in 2015.
- Signed with Oakland as an unrestricted free agent prior to the 2015 season.
- Played in all 16 games and set a career high with 45 tackles in 2014, helping the team earn a playoff berth.
- Earned Associated Press All-SEC first-team honors as a senior at Tennessee.

2015: Played in 16 games with 15 starts in his first season with the Raiders...Totalled a career-high 59 tackles (34 solo), one sack, three passes defended and one fumble recovery...**(9/13) vs. Cin.:** Enjoyed an extremely productive Raiders debut, posting six solo tackles and one pass defended...**(9/20) vs. Bal.:** Notched one solo tackle...**(9/27) at Cle.:** Totalled three tackles (one)...Credited with one pass defended...**(10/4) at Chi.:** Recovered a fumble on a botched snap in the second quarter, setting up a Raiders TD drive...Notched five tackles (one)...**(10/11) vs. Den.:** Totalled four tackles (two)...**(10/25) at SD:** Posted five tackles (three)...**(11/1) vs. NYJ:** Assisted on one tackle...**(11/8) at Pit.:** Posted three tackles (one)...**(11/15) vs. Min.:** Recorded a season-high seven tackles (five)...**(11/22) at Det.:** Credited with four tackles (three)...**(11/29) at Ten.:** Helped limit Tennessee to just 44 rushing yards and 2.4 yards per attempt on the ground...**(12/6) vs. KC:** Notched first sack of the season, sharing a 4-yard sack with DE Mario Edwards Jr...Recorded another sack, combining with DE Khalil Mack for a 3-yard loss in the third quarter...Totalled five solo tackles...**(12/13) at Den.:** Part of an outstanding defensive effort, limiting the Broncos to just 1.6 yards per carry on the ground...Racked up three solo tackles and credited with one pass defended...**(12/20) vs. GB:** Posted three assisted tackles...**(12/24) vs. SD:** Helped limit San Diego to just 2.9 yards per carry on the ground...Credited with four tackles (one)...**(1/3/16) at KC:** Credited with three tackles (one).

2014 (with Ari.): Played in all 16 games for the first time in his career, making nine starts...Totalled 45 tackles (28 solo), one sack, one forced fumble and one pass defended...**(9/8) vs. SD:** Posted three tackles (two)...**(9/14) at NYG:** Recorded three tackles (two)...**(9/21) vs. SF:** Totalled two tackles...**(10/12) vs. Was.:** Tallied two tackles...**(10/19) at Oak.:** Tied for the team lead with six tackles (one) in the victory...**(11/2) at Dal.:** Tied for the team lead with a season-best seven tackles (five) and picked up his first sack of the season when he took down QB Brandon Weeden for a 9-yard loss in the second quarter...**(11/16) vs. Det.:** Posted three tackles and one forced fumble, his first of the season, when he knocked the ball away from RB Joique Bell...**(11/23) at Sea.:** Collected two tackles...**(11/30) at Atl.:** Recorded five tackles (one)...**(12/11) at StL.:** Posted one tackle and one pass defended...**(12/21) vs. Sea.:** Posted three tackles...**(12/28) at SF:** Recorded three solo tackles...**Postseason: (1/3/15) at Car.:** Collected six tackles (three).

2013 (with Ari.): Played in 14 games and made 10 starts, recording 34 tackles (18 solo)...Also notched his first career sack and INT, which he returned two yards for a TD...Added one pass defended...**(9/8) at StL.:** Scored his first career TD when he intercepted a deflected pass and returned it two yards for a score in the third quarter...Marked his first career INT and first TD of any kind at any level...Added three tackles...**(10/6) vs. Car.:** Collected two tackles...**(10/13) at SF:** Tallied five tackles...**(10/17) vs. Sea.:** Recorded three tackles...**(11/10) vs. Hou.:** Led the defensive line with five tackles (two)...**(11/17) at Jac.:** Recorded a season-high six tackles (two)...**(11/24) vs. Ind.:** Posted two tackles...**(12/1) at Phi.:** Played in his 50th career game...**(12/22) at Sea.:** Posted four solo tackles, tying a season high...**(12/29) vs. SF:** Recorded his first career sack, taking down QB Colin Kaepernick for a 13-yard loss in the fourth quarter...Added three tackles and one pass defended.

2012 (with Ari.): Played in 15 games and made 11 starts...Posted 41 tackles and 30 solo tackles...Added one pass defended and his first career fumble recovery...**(9/9) vs. Sea.:** Recorded two tackles...**(9/23) vs. Phi.:** Notched his first career fumble recovery when he recovered a loose ball from QB Michael Vick...**(9/30) vs. Mia.:** Collected two tackles...**(10/4) at StL.:** Posted three tackles (two solo)...**(11/4) at GB:** Tallied four tackles, all solo...**(11/18) at Atl.:** Recorded one tackle and one pass defended...**(11/25) vs. StL.:** Led the defensive line with four tackles (three)...**(12/2) at NYJ:** Established a new career high and led the team with 10 tackles (six)...**(12/23) vs. Chi.:** Posted four tackles...**(12/30) at SF:** Led the defensive line with eight tackles (six)...Reached 100 career tackles in the contest.

2011 (with Ari.): Started the first 10 games before suffering an arm injury that ended his season...Collected 22 tackles (14 solo) and two passes defended on the season...Placed on the reserve/injured list on Nov. 22...**(9/11) vs. Car.:** Made his first career start and led the defensive line with four solo tackles...**(9/18) at Was.:** Posted one tackle and one pass defended...**(9/25) at Sea.:** Posted one tackle...**(10/12) vs. NYG:** Totalled two tackles...**(10/9) at Min.:** Recorded three tackles (one)...



WILLIAMS

(10/23) vs. Pit.: Posted two tackles...(10/30) at Bal.: Tallied three tackles (two)...(11/20) at SF: Set a season high with six tackles and posted one pass defended...Suffered an arm injury in the fourth quarter that ended his season.

2010 (with Ari.): Played in 15 games as a rookie, totaling 37 tackles (26 solo), one forced fumble and two passes defended...(9/12) at StL.: Made his NFL debut and recorded one tackle and one forced fumble...(9/26) vs. Oak.: Posted two tackles...(10/31) vs. TB: Recorded five tackles (two)...(11/7) at Min.: Tallied four tackles...(11/14) vs. Sea.: Totaled two tackles...(11/21) at KC: Recorded one tackle and his first career pass defended...(11/29) vs. SF: Led the defensive line with six tackles, all solo...(12/5) vs. StL.: Led the defensive line for the second straight week with six tackles (five)...(12/19) at Car.: Finished with five tackles (three)...(12/25) vs. Dal.: Recorded two tackles and one pass defended...(1/2/11) at SF: Totaled one tackle.

COLLEGE: Started 32-of-45 games at Tennessee and recorded 160 tackles, seven sacks and 25 tackles for loss...Added one fumble recovery, one pass defended and one blocked FG attempt...Started all 13 games at defensive tackle as a senior in 2009 and recorded a career-high 70 tackles to lead all defensive linemen...Added nine tackles for loss, 2.5 sacks and nine QB pressures, earning Associated Press All-SEC first-team honors...Appeared in 12 games with nine starts at defensive tackle as a junior...Led all defensive linemen with 48 tackles and added 1.5 sacks, 8.5 tackles for loss and nine QB pressures while also adding one pass defended...Was part of a Volunteers defense that ranked 10th in the nation in scoring defense (16.7 points per game) and third nationally in total defense (263.5 yards per game)...Appeared in all 14 games (10 starts) as a sophomore...Started seven of the season's final eight games...Finished with 40 tackles and added two sacks, 6.5 tackles for loss and three QB pressures while also recording the first FG block of his career at Kentucky...Saw action in six games at defensive tackle as a freshman, including in each of the final three contests...Shared the Andy Spiva Award as the most improved player during spring drills...Redshirted as a true freshman...Majoring in legal studies.

PERSONAL: Attended Memphis (Tenn.) East High School, where he helped his team reach the state playoffs in each of his final two seasons...Earned Associated Press all-state honors as a senior in 2004, totaling 132 tackles, five sacks, four forced fumbles and two fumble recoveries...As a junior, totaled 85 tackles, five sacks, three forced fumbles and four fumble recoveries and was all-metro and all-region.

ADDITIONAL STATISTICS: Touchdowns (1): 9/8/13 at StL., 2-yard INT return.

SINGLE-GAME HIGHS: TACKLES: Total – 10, 12/2/12 at NYJ. Solo – 6, five times; last: 9/13/15 vs. Cin. Sacks – 1, three times; last: 12/6/15 vs. KC. Forced fumbles – 1, two times; last: 11/16/14 vs. Det. Fumble recoveries – 1, two times; last: 10/4/15 at Chi. Interceptions – 1, 9/8/13 at StL.

DAN WILLIAMS' CAREER STATISTICS

| Year | Team | GP | GS | TACKLES | | | | | INTERCEPTIONS | | | | | FUMBLES | | |
|-------------------|---------|-----------|-----------|------------|------------|-----------|------------|-------------|---------------|----------|-----------|----------|-----------|----------|----------|----------|
| | | | | Total | Solo | Asst. | Sacks | Yds. | No. | Yds. | Lg. | TD | PD | FF | FR | Yds. |
| 2010 | Arizona | 15 | 0 | 37 | 26 | 11 | 0.0 | 0.0 | 0 | 0 | - | 0 | 2 | 1 | 0 | 0 |
| 2011 | Arizona | 10 | 10 | 22 | 14 | 8 | 0.0 | 0.0 | 0 | 0 | - | 0 | 2 | 0 | 0 | 0 |
| 2012 | Arizona | 15 | 11 | 41 | 30 | 11 | 0.0 | 0.0 | 0 | 0 | - | 0 | 1 | 0 | 1 | 0 |
| 2013 | Arizona | 14 | 10 | 34 | 18 | 16 | 1.0 | 13.0 | 1 | 2 | 2t | 1 | 1 | 0 | 0 | 0 |
| 2014 | Arizona | 16 | 9 | 45 | 28 | 17 | 1.0 | 9.0 | 0 | 0 | - | 0 | 1 | 1 | 0 | 0 |
| 2015 | Oakland | 16 | 15 | 59 | 34 | 25 | 1.0 | 3.5 | 0 | 0 | - | 0 | 3 | 0 | 1 | 0 |
| Totals | | 86 | 55 | 238 | 150 | 88 | 3.0 | 25.5 | 1 | 2 | 2t | 1 | 10 | 2 | 2 | 0 |
| POSTSEASON | | | | | | | | | | | | | | | | |
| 2014 | Arizona | 1 | 1 | 6 | 3 | 3 | 0.0 | 0.0 | 0 | 0 | - | 0 | 0 | 0 | 0 | 0 |
| Totals | | 1 | 1 | 6 | 3 | 3 | 0.0 | 0.0 | 0 | 0 | - | 0 | 0 | 0 | 0 | 0 |

DAN WILLIAMS GAME-BY-GAME

2015, OAKLAND (7-9)

| Date | Opp. | W/L | GP/GS | TACKLES | | | | | INTERCEPTIONS | | | | | FUMBLES | | |
|---------------|---------|-----|--------------|-----------|-----------|-----------|------------|------------|---------------|----------|----------|----------|----------|----------|----------|----------|
| | | | | Total | Solo | Asst. | Sacks | Yds. | No. | Yds. | Lg. | TD | PD | FF | FR | Yds. |
| 9/13 | Cin. | L | 1/1 | 6 | 6 | 0 | 0.0 | 0.0 | 0 | 0 | - | 0 | 1 | 0 | 0 | 0 |
| 9/20 | Bal. | W | 1/1 | 1 | 1 | 0 | 0.0 | 0.0 | 0 | 0 | - | 0 | 0 | 0 | 0 | 0 |
| 9/27 | at Cle. | W | 1/1 | 3 | 1 | 2 | 0.0 | 0.0 | 0 | 0 | - | 0 | 1 | 0 | 0 | 0 |
| 10/4 | at Chi. | L | 1/1 | 6 | 2 | 4 | 0.0 | 0.0 | 0 | 0 | - | 0 | 0 | 0 | 1 | 0 |
| 10/11 | Den. | L | 1/1 | 4 | 2 | 2 | 0.0 | 0.0 | 0 | 0 | - | 0 | 0 | 0 | 0 | 0 |
| 10/25 | at SD | W | 1/1 | 5 | 3 | 2 | 0.0 | 0.0 | 0 | 0 | - | 0 | 0 | 0 | 0 | 0 |
| 11/1 | NYJ | W | 1/1 | 1 | 0 | 1 | 0.0 | 0.0 | 0 | 0 | - | 0 | 0 | 0 | 0 | 0 |
| 11/8 | at Pit. | L | 1/1 | 3 | 1 | 2 | 0.0 | 0.0 | 0 | 0 | - | 0 | 0 | 0 | 0 | 0 |
| 11/15 | Min. | L | 1/1 | 7 | 5 | 2 | 0.0 | 0.0 | 0 | 0 | - | 0 | 0 | 0 | 0 | 0 |
| 11/22 | at Det. | L | 1/1 | 4 | 3 | 1 | 0.0 | 0.0 | 0 | 0 | - | 0 | 0 | 0 | 0 | 0 |
| 11/29 | at Ten. | W | 1/1 | 1 | 0 | 1 | 0.0 | 0.0 | 0 | 0 | - | 0 | 0 | 0 | 0 | 0 |
| 12/6 | KC | L | 1/1 | 5 | 5 | 0 | 1.0 | 3.5 | 0 | 0 | - | 0 | 0 | 0 | 0 | 0 |
| 12/13 | at Den. | W | 1/1 | 3 | 3 | 0 | 0.0 | 0.0 | 0 | 0 | - | 0 | 1 | 0 | 0 | 0 |
| 12/20 | GB | L | 1/1 | 3 | 0 | 3 | 0.0 | 0.0 | 0 | 0 | - | 0 | 0 | 0 | 0 | 0 |
| 12/24 | SD | W | 1/1 | 4 | 1 | 3 | 0.0 | 0.0 | 0 | 0 | - | 0 | 0 | 0 | 0 | 0 |
| 1/3/16 | at KC | L | 1/1 | 3 | 1 | 2 | 0.0 | 0.0 | 0 | 0 | - | 0 | 0 | 0 | 0 | 0 |
| Totals | | | 16/15 | 59 | 34 | 25 | 1.0 | 3.5 | 0 | 0 | - | 0 | 3 | 0 | 1 | 0 |

WILLIAMS

DAN WILLIAMS GAME-BY-GAME

2014, ARIZONA (11-5)

| Date | Opp. | W/L | GP/GS | TACKLES | | | | | INTERCEPTIONS | | | | | FUMBLES | | |
|-------------------|---------|-----|-------------|-----------|-----------|-----------|------------|------------|---------------|----------|----------|----------|----------|----------|----------|----------|
| | | | | Total | Solo | Asst. | Sacks | Yds. | No. | Yds. | Lg. | TD | PD | FF | FR | Yds. |
| 9/8 | SD | W | 1/1 | 3 | 2 | 1 | 0.0 | 0.0 | 0 | 0 | - | 0 | 0 | 0 | 0 | 0 |
| 9/14 | at NYG | W | 1/0 | 3 | 2 | 1 | 0.0 | 0.0 | 0 | 0 | - | 0 | 0 | 0 | 0 | 0 |
| 9/21 | SF | W | 1/1 | 2 | 2 | 0 | 0.0 | 0.0 | 0 | 0 | - | 0 | 0 | 0 | 0 | 0 |
| 10/5 | at Den. | L | 1/0 | 1 | 1 | 0 | 0.0 | 0.0 | 0 | 0 | - | 0 | 0 | 0 | 0 | 0 |
| 10/12 | Was. | W | 1/1 | 2 | 2 | 0 | 0.0 | 0.0 | 0 | 0 | - | 0 | 0 | 0 | 0 | 0 |
| 10/19 | at Oak. | W | 1/1 | 6 | 1 | 5 | 0.0 | 0.0 | 0 | 0 | - | 0 | 0 | 0 | 0 | 0 |
| 10/26 | Phi. | W | 1/1 | 1 | 1 | 0 | 0.0 | 0.0 | 0 | 0 | - | 0 | 0 | 0 | 0 | 0 |
| 11/2 | at Dal. | W | 1/1 | 7 | 5 | 2 | 1.0 | 9.0 | 0 | 0 | - | 0 | 0 | 0 | 0 | 0 |
| 11/9 | StL. | W | 1/0 | 2 | 1 | 1 | 0.0 | 0.0 | 0 | 0 | - | 0 | 0 | 0 | 0 | 0 |
| 11/16 | Det. | W | 1/0 | 3 | 3 | 0 | 0.0 | 0.0 | 0 | 0 | - | 0 | 0 | 1 | 0 | 0 |
| 11/23 | at Sea. | L | 1/0 | 2 | 1 | 1 | 0.0 | 0.0 | 0 | 0 | - | 0 | 0 | 0 | 0 | 0 |
| 11/30 | at Atl. | L | 1/0 | 5 | 1 | 4 | 0.0 | 0.0 | 0 | 0 | - | 0 | 0 | 0 | 0 | 0 |
| 12/7 | KC | W | 1/1 | 1 | 1 | 0 | 0.0 | 0.0 | 0 | 0 | - | 0 | 0 | 0 | 0 | 0 |
| 12/11 | at StL. | W | 1/1 | 1 | 1 | 0 | 0.0 | 0.0 | 0 | 0 | - | 0 | 1 | 0 | 0 | 0 |
| 12/21 | Sea. | L | 1/1 | 3 | 1 | 2 | 0.0 | 0.0 | 0 | 0 | - | 0 | 0 | 0 | 0 | 0 |
| 12/28 | at SF | L | 1/0 | 3 | 3 | 0 | 0.0 | 0.0 | 0 | 0 | - | 0 | 0 | 0 | 0 | 0 |
| Totals | | | 16/9 | 45 | 28 | 17 | 1.0 | 9.0 | 0 | 0 | - | 0 | 1 | 1 | 0 | 0 |
| POSTSEASON | | | | | | | | | | | | | | | | |
| 1/3/15 | at Car. | L | 1/1 | 6 | 3 | 3 | 0.0 | 0.0 | 0 | 0 | - | 0 | 0 | 0 | 0 | 0 |

2013, ARIZONA (10-6)

| Date | Opp. | W/L | GP/GS | TACKLES | | | | | INTERCEPTIONS | | | | | FUMBLES | | |
|---------------|---------|-----|--------------|------------|-----------|-----------|------------|-------------|---------------|----------|-----------|----------|----------|----------|----------|----------|
| | | | | Total | Solo | Asst. | Sacks | Yds. | No. | Yds. | Lg. | TD | PD | FF | FR | Yds. |
| 9/8 | at StL. | L | 1/1 | 3 | 2 | 1 | 0.0 | 0.0 | 1 | 2 | 2t | 1 | 0 | 0 | 0 | 0 |
| 9/15 | Det. | W | 1/0 | 0 | 0 | 0 | 0.0 | 0.0 | 0 | 0 | - | 0 | 0 | 0 | 0 | 0 |
| 9/22 | at NO | L | | (INACTIVE) | | | | | | | | | | | | |
| 9/29 | at TB | W | | (INACTIVE) | | | | | | | | | | | | |
| 10/6 | Car. | W | 1/0 | 2 | 1 | 1 | 0.0 | 0.0 | 0 | 0 | - | 0 | 0 | 0 | 0 | 0 |
| 10/13 | at SF | L | 1/1 | 5 | 4 | 1 | 0.0 | 0.0 | 0 | 0 | - | 0 | 0 | 0 | 0 | 0 |
| 10/17 | Sea. | L | 1/0 | 3 | 0 | 3 | 0.0 | 0.0 | 0 | 0 | - | 0 | 0 | 0 | 0 | 0 |
| 10/27 | Atl. | W | 1/1 | 0 | 0 | 0 | 0.0 | 0.0 | 0 | 0 | - | 0 | 0 | 0 | 0 | 0 |
| 11/10 | Hou. | W | 1/1 | 5 | 2 | 3 | 0.0 | 0.0 | 0 | 0 | - | 0 | 0 | 0 | 0 | 0 |
| 11/17 | at Jac. | W | 1/1 | 6 | 2 | 4 | 0.0 | 0.0 | 0 | 0 | - | 0 | 0 | 0 | 0 | 0 |
| 11/24 | Ind. | W | 1/1 | 2 | 2 | 0 | 0.0 | 0.0 | 0 | 0 | - | 0 | 0 | 0 | 0 | 0 |
| 12/1 | at Phi. | L | 1/0 | 0 | 0 | 0 | 0.0 | 0.0 | 0 | 0 | - | 0 | 0 | 0 | 0 | 0 |
| 12/8 | StL. | W | 1/1 | 0 | 0 | 0 | 0.0 | 0.0 | 0 | 0 | - | 0 | 0 | 0 | 0 | 0 |
| 12/15 | at Ten. | W | 1/1 | 1 | 0 | 1 | 0.0 | 0.0 | 0 | 0 | - | 0 | 0 | 0 | 0 | 0 |
| 12/22 | at Sea. | W | 1/1 | 4 | 4 | 0 | 0.0 | 0.0 | 0 | 0 | - | 0 | 0 | 0 | 0 | 0 |
| 12/29 | SF | L | 1/1 | 3 | 1 | 2 | 1.0 | 13.0 | 0 | 0 | - | 0 | 1 | 0 | 0 | 0 |
| Totals | | | 14/10 | 34 | 18 | 16 | 1.0 | 13.0 | 1 | 2 | 2t | 1 | 1 | 0 | 0 | 0 |

2012, ARIZONA (5-11)

| Date | Opp. | W/L | GP/GS | TACKLES | | | | | INTERCEPTIONS | | | | | FUMBLES | | |
|---------------|---------|-----|--------------|------------------------|-----------|-----------|------------|------------|---------------|----------|----------|----------|----------|----------|----------|----------|
| | | | | Total | Solo | Asst. | Sacks | Yds. | No. | Yds. | Lg. | TD | PD | FF | FR | Yds. |
| 9/9 | Sea. | W | 1/1 | 2 | 2 | 0 | 0.0 | 0.0 | 0 | 0 | - | 0 | 0 | 0 | 0 | 0 |
| 9/16 | at NE | W | 1/0 | 0 | 0 | 0 | 0.0 | 0.0 | 0 | 0 | - | 0 | 0 | 0 | 0 | 0 |
| 9/23 | Phi. | W | 1/1 | 0 | 0 | 0 | 0.0 | 0.0 | 0 | 0 | - | 0 | 0 | 0 | 1 | 0 |
| 9/30 | Mia. | W | 1/1 | 2 | 2 | 0 | 0.0 | 0.0 | 0 | 0 | - | 0 | 0 | 0 | 0 | 0 |
| 10/4 | at StL. | L | 1/1 | 3 | 2 | 1 | 0.0 | 0.0 | 0 | 0 | - | 0 | 0 | 0 | 0 | 0 |
| 10/14 | Buf. | L | 1/0 | 1 | 0 | 1 | 0.0 | 0.0 | 0 | 0 | - | 0 | 0 | 0 | 0 | 0 |
| 10/21 | at Min. | L | 1/1 | 1 | 1 | 0 | 0.0 | 0.0 | 0 | 0 | - | 0 | 0 | 0 | 0 | 0 |
| 10/29 | SF | L | 1/1 | 1 | 1 | 0 | 0.0 | 0.0 | 0 | 0 | - | 0 | 0 | 0 | 0 | 0 |
| 11/4 | at GB | L | 1/0 | 4 | 4 | 0 | 0.0 | 0.0 | 0 | 0 | - | 0 | 0 | 0 | 0 | 0 |
| 11/18 | at Atl. | L | 1/0 | 1 | 0 | 1 | 0.0 | 0.0 | 0 | 0 | - | 0 | 1 | 0 | 0 | 0 |
| 11/25 | StL. | L | 1/1 | 4 | 3 | 1 | 0.0 | 0.0 | 0 | 0 | - | 0 | 0 | 0 | 0 | 0 |
| 12/2 | at NYJ | L | 1/1 | 10 | 6 | 4 | 0.0 | 0.0 | 0 | 0 | - | 0 | 0 | 0 | 0 | 0 |
| 12/9 | at Sea. | L | 1/1 | 0 | 0 | 0 | 0.0 | 0.0 | 0 | 0 | - | 0 | 0 | 0 | 0 | 0 |
| 12/16 | Det. | W | | (INACTIVE - HAMSTRING) | | | | | | | | | | | | |
| 12/23 | Chi. | L | 1/1 | 4 | 3 | 1 | 0.0 | 0.0 | 0 | 0 | - | 0 | 0 | 0 | 0 | 0 |
| 12/30 | at SF | L | 1/1 | 8 | 6 | 2 | 0.0 | 0.0 | 0 | 0 | - | 0 | 0 | 0 | 0 | 0 |
| Totals | | | 15/11 | 41 | 30 | 11 | 0.0 | 0.0 | 0 | 0 | - | 0 | 1 | 0 | 1 | 0 |

WILLIAMS


DAN WILLIAMS GAME-BY-GAME

2011, ARIZONA (8-8)

| Date | Opp. | W/L | GP/GS | TACKLES | | | | | Yds. | INTERCEPTIONS | | | | | FUMBLES | | |
|--------|---------|-----|-------|------------------------------|------|-------|-------|-----|------|---------------|------|-----|----|----|---------|----|------|
| | | | | Total | Solo | Asst. | Sacks | | | No. | Yds. | Lg. | TD | PD | FF | FR | Yds. |
| 9/11 | Car. | W | 1/1 | 4 | 4 | 0 | 0.0 | 0.0 | 0 | 0 | - | 0 | 0 | 0 | 0 | 0 | 0 |
| 9/18 | at Was. | L | 1/1 | 1 | 0 | 1 | 0.0 | 0.0 | 0 | 0 | - | 0 | 1 | 0 | 0 | 0 | 0 |
| 9/25 | at Sea. | L | 1/1 | 1 | 0 | 1 | 0.0 | 0.0 | 0 | 0 | - | 0 | 0 | 0 | 0 | 0 | 0 |
| 10/2 | NYG | L | 1/1 | 2 | 0 | 2 | 0.0 | 0.0 | 0 | 0 | - | 0 | 0 | 0 | 0 | 0 | 0 |
| 10/9 | at Min. | L | 1/1 | 3 | 1 | 2 | 0.0 | 0.0 | 0 | 0 | - | 0 | 0 | 0 | 0 | 0 | 0 |
| 10/23 | Pit. | L | 1/1 | 2 | 1 | 1 | 0.0 | 0.0 | 0 | 0 | - | 0 | 0 | 0 | 0 | 0 | 0 |
| 10/30 | at Bal. | L | 1/1 | 3 | 2 | 1 | 0.0 | 0.0 | 0 | 0 | - | 0 | 0 | 0 | 0 | 0 | 0 |
| 11/6 | StL. | W | 1/1 | 0 | 0 | 0 | 0.0 | 0.0 | 0 | 0 | - | 0 | 0 | 0 | 0 | 0 | 0 |
| 11/13 | at Phi. | W | 1/1 | 0 | 0 | 0 | 0.0 | 0.0 | 0 | 0 | - | 0 | 0 | 0 | 0 | 0 | 0 |
| 11/20 | at SF | L | 1/1 | 6 | 6 | 0 | 0.0 | 0.0 | 0 | 0 | - | 0 | 1 | 0 | 0 | 0 | 0 |
| 11/27 | at StL. | W | | (RESERVE/INJURED LIST - ARM) | | | | | | | | | | | | | |
| 12/4 | Dal. | W | | (RESERVE/INJURED LIST - ARM) | | | | | | | | | | | | | |
| 12/11 | SF | W | | (RESERVE/INJURED LIST - ARM) | | | | | | | | | | | | | |
| 12/18 | Cle. | W | | (RESERVE/INJURED LIST - ARM) | | | | | | | | | | | | | |
| 12/24 | at Cin. | L | | (RESERVE/INJURED LIST - ARM) | | | | | | | | | | | | | |
| 1/1/12 | Sea. | W | | (RESERVE/INJURED LIST - ARM) | | | | | | | | | | | | | |
| Totals | | | 10/10 | 22 | 14 | 8 | 0.0 | 0.0 | 0 | 0 | - | 0 | 2 | 0 | 0 | 0 | 0 |

2010, ARIZONA (5-11)

| Date | Opp. | W/L | GP/GS | TACKLES | | | | | Yds. | INTERCEPTIONS | | | | | FUMBLES | | |
|--------|---------|-----|-------|------------|------|-------|-------|-----|------|---------------|------|-----|----|----|---------|----|------|
| | | | | Total | Solo | Asst. | Sacks | | | No. | Yds. | Lg. | TD | PD | FF | FR | Yds. |
| 9/12 | at StL. | W | 1/0 | 1 | 0 | 1 | 0.0 | 0.0 | 0 | 0 | - | 0 | 0 | 0 | 1 | 0 | 0 |
| 9/19 | at Atl. | L | 1/0 | 1 | 1 | 0 | 0.0 | 0.0 | 0 | 0 | - | 0 | 0 | 0 | 0 | 0 | 0 |
| 9/26 | Oak. | W | 1/0 | 2 | 1 | 1 | 0.0 | 0.0 | 0 | 0 | - | 0 | 0 | 0 | 0 | 0 | 0 |
| 10/3 | at SD | L | | (INACTIVE) | | | | | | | | | | | | | |
| 10/10 | NO | W | 1/0 | 0 | 0 | 0 | 0.0 | 0.0 | 0 | 0 | - | 0 | 0 | 0 | 0 | 0 | 0 |
| 10/24 | at Sea. | L | 1/0 | 0 | 0 | 0 | 0.0 | 0.0 | 0 | 0 | - | 0 | 0 | 0 | 0 | 0 | 0 |
| 10/31 | TB | L | 1/0 | 5 | 2 | 3 | 0.0 | 0.0 | 0 | 0 | - | 0 | 0 | 0 | 0 | 0 | 0 |
| 11/7 | at Min. | L | 1/0 | 4 | 1 | 3 | 0.0 | 0.0 | 0 | 0 | - | 0 | 0 | 0 | 0 | 0 | 0 |
| 11/14 | Sea. | L | 1/0 | 2 | 2 | 0 | 0.0 | 0.0 | 0 | 0 | - | 0 | 0 | 0 | 0 | 0 | 0 |
| 11/21 | at KC | L | 1/0 | 1 | 1 | 0 | 0.0 | 0.0 | 0 | 0 | - | 0 | 1 | 0 | 0 | 0 | 0 |
| 11/29 | SF | L | 1/0 | 6 | 6 | 0 | 0.0 | 0.0 | 0 | 0 | - | 0 | 0 | 0 | 0 | 0 | 0 |
| 12/5 | StL. | L | 1/0 | 6 | 5 | 1 | 0.0 | 0.0 | 0 | 0 | - | 0 | 0 | 0 | 0 | 0 | 0 |
| 12/12 | Den. | W | 1/0 | 1 | 1 | 0 | 0.0 | 0.0 | 0 | 0 | - | 0 | 0 | 0 | 0 | 0 | 0 |
| 12/19 | at Car. | L | 1/0 | 5 | 3 | 2 | 0.0 | 0.0 | 0 | 0 | - | 0 | 0 | 0 | 0 | 0 | 0 |
| 12/25 | Dal. | W | 1/0 | 2 | 2 | 0 | 0.0 | 0.0 | 0 | 0 | - | 0 | 1 | 0 | 0 | 0 | 0 |
| 1/2/11 | at SF | L | 1/0 | 1 | 1 | 0 | 0.0 | 0.0 | 0 | 0 | - | 0 | 0 | 0 | 0 | 0 | 0 |
| Totals | | | 15/0 | 37 | 26 | 11 | 0.0 | 0.0 | 0 | 0 | - | 0 | 2 | 1 | 0 | 0 | 0 |



MITCH BELL

GUARD | LOUISIANA TECH | 6-3 | 345
 ACQUIRED: FA-'15 | NFL EXP.: 1 | RAIDERS EXP.: 1
 HOMETOWN: HOUSTON, TEXAS | BORN: 09/12/92


65

TRANSACTIONS: Signed by Oakland Raiders as an undrafted free agent, May 12, 2015...
 Waived by Raiders, Sept. 5, 2015...Signed by Raiders to practice squad, Sept. 7, 2015...Signed as a reserve/future free agent, Jan. 5, 2016.

CAREER: Joined the Raiders as an undrafted free agent in May 2015...Waived by the Raiders at the end of the preseason before being added to the practice squad for the remainder of the season.

COLLEGE: Played two years at Louisiana Tech after transferring from Navarro Junior College in Corsicana, Texas...Played in 24 games with 20 starts in two seasons at Louisiana Tech...As a senior, started 12 games before missing final two games of the season...Earned first-team All-Conference USA honors as an offensive lineman...Made 11 starts at right tackle and one start at right guard...Made 17th straight start at Louisiana Tech against Rice...As a junior, played in 11 games with eight starts...Garnered honorable mention All-Conference USA recognition...Saw first game action at North Carolina State...Made first career start at Kansas...As a sophomore at Navarro Junior College, helped lead team to a 10-2 record with a 4-2 mark in league play...Helped team to a berth in the Heart of Texas Bowl and a No. 4 national ranking...Part of an offense that set a school record with 43.4 points per game...As a redshirt freshman, guided team to a 10-2 record and a conference title...Team earned a berth in the Heart of Texas Bowl...Helped pave the way for 1,978 rushing yards in 12 games, averaging 164.8 yards per game...Part of an offense that averaged 478.5 total yards per contest...Redshirted freshman season...Team claimed NJCAA National Championship.

PERSONAL: Attended E.E. Worthing High School in Houston, Texas...Lettered in football, basketball, track and soccer...Active in the community, participating in multiple community events including the Boys and Girls Club of Napa Valley youth football camp, visiting children's hospitals, and Fuel Up to Play 60.



ANDREW EAST

LONG SNAPPER | VANDERBILT | 6-2 | 220
 ACQUIRED: FA-'16 | NFL EXP.: 1 | RAIDERS EXP.: 1
 HOMETOWN: INDIANAPOLIS, IND. | BORN: 09/17/91


48

TRANSACTIONS: Signed by Kansas City Chiefs as an undrafted free agent, May 11, 2015...
 Waived by Chiefs, Aug. 30, 2015...Signed by Seattle Seahawks as a reserve/future free agent,
 Jan. 4, 2016...Waived by Seahawks, March 24, 2016...Signed by Oakland Raiders as a free
 agent, April 5, 2016.

CAREER: Spent time in training camp with the Kansas City Chiefs in 2015...Spent a portion of the 2016 offseason with the Seattle Seahawks before joining the Raiders in April.

COLLEGE: Played in 51 games at Vanderbilt, maintaining snapping responsibilities throughout his career...Started all 12 games as a senior, handling all of team's snapping duties...Contributed three tackles in punt coverage...Named finalist for the Wuerffel Trophy...Named to the Allstate American Football Coaches Association national FBS Good Works Team...Played in all 13 games during his junior season...Helped K Carey Spear convert 15-of-19 FGs and P Taylor Hudson average 42.9 yards as a first-year punter...Also contributed in four total tackles in punt coverage...Saw action in all 13 games as the primary snapper...Assisted Spear set a new school record with 20 FGs and P Richard Kent set a career high with a 44.9-yard punt average...Handled all snapping responsibilities as a redshirt freshman in 2011...Credited with three tackles...Caught a 35-yard pass from P Ryan Fowler on a fake punt to convert a 4th-and-long situation against Georgia...Redshirted as a true freshman...Entered postgraduate MBA studies after completing undergraduate degree in mechanical engineering.

PERSONAL: Three-year starter on defense and special teams for North Central...As a senior, contributed 64 tackles and seven quarterback sacks as first-year starter at defensive end...As sophomore and junior, started at linebacker, posting 110 tackles as a junior...Named All-Metropolitan Interscholastic Conference...Also started as long snapper for three straight years...Named to the postseason Indiana North-South All-Star Classic...Lettered in varsity rugby...Married to former Olympic Gold Medal gymnast Shawn Johnson.



SAQWAN EDWARDS

CORNERBACK | NEW MEXICO | 6-0 | 200
ACQUIRED: FA-'15 | NFL EXP: 1 | RAIDERS EXP: 1
HOMETOWN: HOUSTON, TEXAS | BORN: 05/13/92

30

TRANSACTIONS: Signed by Oakland Raiders as an undrafted free agent, May 12, 2015... Waived by Raiders, Sept. 6, 2015... Signed by Raiders to practice squad, Sept. 7, 2015... Signed by Raiders to active roster, Dec. 30, 2015.

CAREER: Spent the first 15 games of the 2015 season on the Raiders' practice squad after being waived at the end of the pre-season... Signed to the active roster on Dec. 30, just prior to the season finale... Originally signed by the Raiders as an undrafted free agent after participating on a tryout basis at the team's rookie mini-camp in May 2015.

COLLEGE: Played three years at New Mexico after transferring from Blinn College in Brenham, Texas... Moved to cornerback from wide receiver following sophomore season... Played in 31 games at New Mexico, totaling 65 tackles (57 solo), three INTs and 19 passes defended... As a senior, played in 12 games and posted 42 tackles (30), two INTs and nine passes defended... As a junior, started 11 games... Credited with 42 tackles (26), two sacks, five passes defended and tied for ninth in the nation with three fumble recoveries... As a sophomore, played in eight games as a wide receiver... Had six catches for 71 yards... Also had five carries for 19 yards and one TD... As a freshman at Blinn College, hauled in 30 passes for 567 yards and five TDs... Helped Blinn to a berth in the Mississippi Bowl, finishing with a 9-2 record and No. 10 ranking in the final NJCAA national poll.

PERSONAL: Attended Manvel (Texas) High School... As a senior, led the team with 43 receptions for 769 yards and eight TDs... As a junior, totaled 18 receptions for 348 yards and four TDs... Two-time All-District 24-4A and all-county selection... Honorable mention all-state receiver as a senior... Regional qualifier in track and field in the 4x200 meter relay... Active in the community, participating in multiple community events including the Boys and Girls Club of Napa Valley youth football camp, Fuel Up to Play 60 and visiting UCSF Benioff Children's Hospital... First name is pronounced SAY-kwon.



CHRIS HACKETT

DEFENSIVE BACK | TCU | 6-0 | 195
ACQUIRED: FA-'15 | NFL EXP: 1 | RAIDERS EXP: 1
HOMETOWN: TYLER, TEXAS | BORN: 08/03/93


36

TRANSACTIONS: Signed by Tampa Bay Buccaneers as an undrafted free agent, May 4, 2015... Waived by Tampa Bay, Sept. 4, 2015... Signed by Oakland Raiders to practice squad, Dec. 1, 2015... Practice squad contract terminated by Raiders, Dec. 2, 2015... Signed by Raiders to practice squad, Dec. 29, 2015... Signed by Raiders as reserve/future free agent, Jan. 4, 2016.

CAREER: Originally signed with the Tampa Bay Buccaneers as an undrafted free agent on May 4, 2015... Waived by the Buccaneers at the end of the preseason... Finished the season on the Raiders' practice squad before signing as a reserve/future free agent in January 2016.

COLLEGE: Played three years at TCU, appearing in 38 games with 34 starts... Totaled 224 tackles (142 solo), two sacks, 12 INTs, four forced fumbles and five fumble recoveries... Started all 13 games as a senior, recording 75 tackles (51), seven INTs and one forced fumble... Named first-team All-Big 12 by the conference coaches and Associated Press... Led the Big 12 and tied for third nationally with seven INTs... Recorded an INT in four straight games... Totaled 131 return yards with his seven interceptions... Started 11 of 12 games as sophomore, tallying 88 tackles (54), two sacks, three INTs, two fumble recoveries and three forced fumbles... Named a second-team Associated Press All-Big 12 selection... Finished second on the team with 88 tackles... Ranked ninth in the Big 12 with 7.3 stops per game... Notched a team-best three forced fumbles... Recorded double figures in tackles in five games... Played in 13 games, starting the last 10 as a redshirted freshman... Finished sixth on the team in tackles with 61 (37), while adding two INTs, two fumble recoveries and one forced fumble... Totaled three tackles (two solo), one INT and a fumble recovery in the win at SMU... Recorded two tackles, a fumble recovery and one INT, which was returned for 23 yards... Redshirted in his first season at TCU in 2011.

PERSONAL: A Rivals.com first-team All-American and a second-team Parade All-American... Ranked by Rivals.com as the No. 38 safety nationally and No. 2 in the state of Texas... Listed No. 49 in the Texas Top 100... Named a first-team all-state selection, first-team All-East Texas and a first-team 4A District pick... Named the East Texas Defensive Player of the Year... Selected to the East Texas Dream Team... Totaled 62 tackles, 12 INTs, 12 pass breakups and four forced fumbles as a senior... A three-year letterman in basketball... Majored in criminal justice.



JIMMY HALL

SAFETY | NORTHWESTERN | 6-1 | 230
ACQUIRED: FA-'15 | NFL EXP.: 2 | RAIDERS EXP.: 2
HOMETOWN: TOLDEO, OHIO | BORN: 11/18/91


43

TRANSACTIONS: Signed by Oakland Raiders as an undrafted free agent, May 8, 2015...
 Waived/injured by Raiders, Sept. 1, 2015...Placed on the Reserve/Injured List by Raiders, Sept. 2,
 2015.

CAREER: Originally signed with the Raiders as an undrafted free agent in May 2015...Was in training camp with the Raiders in 2015, playing in two preseason games before being waived/injured on Sept. 1...Placed on the Reserve/Injured List on Sept. 2.

COLLEGE: Played four years at Northwestern, appearing in 44 games with eight starts...Saw action at both linebacker and safety...Totaled 102 career tackles (67 solo), six tackles for loss, three INTs, one forced fumble, three fumble recoveries and five passes defended...As a senior, played in 12 games with six starts...Ranked fifth on team with 58 tackles (40) and added two INTs...Tied for second in the Big Ten with three fumble recoveries...An Academic All-Big Ten selection...Recorded third career INT and added a forced fumble, fumble recovery and three tackles at Purdue, earning Northwestern's Defensive Big Playmaker honors...As a junior, played in 11 games...Totaled 36 tackles (21), two passes defended and one INT...As a sophomore, played in nine games...Totaled five tackles (four)...As a redshirt freshman, played in 12 games...Totaled three tackles (two).

PERSONAL: Attended Sylvania Southview High School in Toledo, Ohio...Named SuperPrep All-Midwest Region, Rivals.com all-region and PrepStar All-Midwest Region as a wide receiver...Ranked No. 91 nationally among wide receivers by Rivals.com and No. 85 among all players in the Midwest Region by SuperPrep...Ranked No. 43 overall in Ohio by Rivals.com and No. 4 among wide receivers...As a senior, played in only three full games due to an ankle injury...As a junior, had 47 receptions for 950 yards and 12 TDs...As a defensive back, had 85 tackles and five INTs...Helped team win the Ohio state championship with a 15-0 record...Selected first-team All-Northern Lakes League, first-team all-district, All-Toledo Blade and All-Ohio special mention...Named to state's all-academic team...Also lettered in track and basketball...Father played football at Toledo...Active in the community, participating in multiple community events as a rookie including the Boys and Girls Club of Napa Valley youth football camp, volunteering at the Alameda County Food Bank and visiting UCSF Benioff Children's Hospital.



GABE HOLMES

TIGHT END | PURDUE | 6-5 | 255
ACQUIRED: FA-'15 | NFL EXP.: 2 | RAIDERS EXP.: 2
HOMETOWN: MIRAMAR, FLA. | BORN: 03/29/91

82

TRANSACTIONS: Signed by Oakland Raiders as an undrafted free agent, May 8, 2015...
 Waived by Raiders, Sept. 15, 2015...Signed by Raiders to practice squad, Sept. 17, 2015...Signed by
 Raiders to active roster, Nov. 13, 2015.

CAREER: Made the active roster out of training camp in 2015 and was inactive for the season opener...Spent the next eight weeks on the Raiders' practice squad before being inactive for the final eight games of the season...Originally signed with the team as an undrafted free agent in May 2015.

COLLEGE: Played five years at Purdue, seeing action in 49 games...Redshirted as a senior after missing most of the season with a wrist injury...Totaled 65 career catches for 685 yards and six TDs...As a redshirt senior, played in 12 games and recorded 17 receptions for 178 yards and two TDs...Named to the preseason watch list for the John Mackey Award as a true senior...Started the first two games of the season before suffering a wrist injury and missing the remainder of the year...Appeared in 12 games with three starts as a junior...Caught a career-high 25 passes for 158 yards and two TDs...As a sophomore, appeared in 11 games with four starts...Finished with 11 receptions for 133 yards and one TD...Appeared in 12 games with two starts as a true freshman...Had one catch for 14 yards at Ohio State.

PERSONAL: Attended St. Thomas Aquinas High School in Miramar, Fla. ...Helped team to back-to-back Florida 5A state championships...Part of the 2008 team that was named national champion by ESPN.com...Three-star prospect by Rivals.com and Scout.com...Ranked as the No. 27 tight end in the nation by Scout.com...As a senior, caught 18 passes for 480 yards and three TDs...Named second-team All-Broward County...As a junior, had 11 catches for 80 yards...Also lettered three times in basketball...Father, Walter, was a long jumper for USA Track and Field at the 1984 Summer Olympics in Los Angeles.



GIORGIO TAVECCHIO

KICKER | CALIFORNIA | 5-10 | 180
 ACQUIRED: FA-'15 | NFL EXP.: 1 | RAIDERS EXP.: 1
 HOMETOWN: MILAN, ITALY | BORN: 07/16/90


3

TRANSACTIONS: Signed by San Francisco 49ers as an undrafted free agent, May 4, 2012...Waived by 49ers, Aug. 27, 2012...Signed by Green Bay Packers as a free agent, March 26, 2013...Waived by Packers, Aug. 26, 2013...Signed by Detroit Lions as a reserve/future free agent, Dec. 31, 2013...Waived by Lions, Aug. 25, 2014...Claimed via waivers by Oakland Raiders, Aug. 26, 2014...Waived by Raiders, Aug. 30, 2014...Signed by Raiders as a free agent, Feb. 24, 2015...Waived by Raiders, Sept. 5, 2015...Signed by Raiders as a reserve/future free agent, Jan. 5, 2016.

CAREER: Spent time in training camp with the San Francisco 49ers (2012), Green Bay Packers (2013) and Detroit Lions (2014) before joining the Raiders late in the 2014 preseason...Was with the Raiders in the 2015 preseason, appearing in all four preseason games for Oakland.

COLLEGE: Played in 46 games at Cal and finished his career with 256 points, ranking fifth on the school's all-time scoring list and fourth among kickers...Connected on 48-of-64 FG attempts (75.0 percent) and made 112-of-120 PATs (93.3 percent), ranking third in both all-time FGs made and PATs...Played in all 13 games as a senior and totaled 96 points, connecting on 20-of-23 FG attempts (87.0 percent) with a long of 54, becoming the first Cal player to pace the Pac-12 in FG percentage...His FG percentage was also a single-season school record...Also made 36-of-42 PATs (85.7 percent)...Earned second-team Pac-12 All-Academic honors for the third time and the Capital One All-Schlesinger Coaches Award for outstanding athletic ability, academic success and community service...Played in all 12 games as a junior, scoring 70 points, and making 11-of-16 FG attempts (68.8 percent) with a long of 53...Connected on 37-of-39 PATs (94.9 percent)...Earned second-team Pac-10 All-Academic honors...Played in 11 games as a sophomore, scoring 38 points and connecting on 8-of-12 FG attempts (67.0 percent) with a long of 51...Connected on all 14 PATs...Earned second-team Pac-10 All-Academic honors...As a freshman, played in 10 games, scoring 52 points and connecting on 9-of-13 FG attempts (69.2 percent) and making 25-of-25 PATs...Majored in political economy.

PERSONAL: Attended Campolindo High School in Moraga, Calif. ...Scored 50 points as a senior, making six FGs and 32 PATs...Was named second-team All-Diablo Foothill Athletic League...Earned first-team All-Diablo Athletic League honors as a senior midfielder on the soccer team and helped Campolindo win the North Coast Section 2A title.



COLTON UNDERWOOD

TIGHT END | ILLINOIS STATE | 6-3 | 255
 ACQUIRED: FA-'15 | NFL EXP.: 1 | RAIDERS EXP.: 1
 HOMETOWN: WASHINGTON, ILL. | BORN: 01/26/92

87

TRANSACTIONS: Signed by San Diego Chargers as an undrafted free agent, May 13, 2014...Waived by Chargers, Aug. 30, 2014...Signed by Philadelphia Eagles to practice squad, Sept. 3, 2014...Practice squad contract terminated by Eagles, Sept. 9, 2014...Signed by Chargers to practice squad, Sept. 23, 2014...Signed by Chargers as reserve/future free agent, Dec. 29, 2014...Waived by Chargers, Sept. 5, 2015...Placed on injured reserve, Sept. 6, 2015...Waived by Chargers, Sept. 10, 2015...Signed by Oakland Raiders to practice squad, Dec. 1, 2015...Signed by Raiders as reserve/future free agent, Jan. 2, 2016.


CAREER: Spent time in training camp with the San Diego Chargers in 2014 and 2015...Had a stint on the Philadelphia Eagles' practice squad in 2014...Joined the Raiders' practice squad late in the 2015 season...Switched positions from linebacker to tight end this offseason.

COLLEGE: Played in 45 games and registered 215 tackles...One of three players in school history to be a two-time finalist for the Buck Buchanan Award...Consensus All-American as junior and senior...Three-time All-Missouri Valley Conference, First-Team as junior and senior, and honorable mention as sophomore...Started all 11 games at defensive end and led the team with 12 tackles-for-loss, which ranked seventh in the MVFC as a senior...Ranked third on the team with 66 total tackles, including 33 solo stops...Added three sacks, broke up five passes, forced two fumbles, recovered two fumbles and blocked one kick...Played in all 13 games, with 12 starts at defensive end as a junior...Led the MVFC in sacks (10.5) and tackles-for-loss (19.5)...Ranked second on the team with 95 total tackles...Started all 11 games as a sophomore at defensive end for the Redbirds, who led the conference in total defense (294.8 ypg)...Ranked second on the team with six sacks and has added 9.5 tackles-for-loss, which tied for 11th in the Valley...Recorded 38 tackles and also forced three fumbles, broke up two passes and had six quarterback hurries...College Football Performance Awards FCS Defensive End of Year after leading league in sacks (10.5) and tackles for loss (19.5)...Played in 10 games, with two starts as a true freshman...Finished the season with 16 tackles, including nine solo stops, two sacks and one fumble recovery...Majored in business management.

PERSONAL: Born in Indianapolis, Indiana...Played four years at Washington (Ill.) HS, posting 68 tackles (46 solo), eight sacks, an interception and recovered a fumble during senior season...Also carried the ball 133 times for 913 yards and 13 TDs...Helped team to the IHSA Class 5A state playoffs...Recorded 47 tackles (37), eight tackles for loss, 18 sacks, four passes deflected and one forced fumble on defense as a junior...Also rushed for 810 yards on 145 carries and eight TDs as a fullback on offense...Added one receiving score...Honorable mention all-state selection by the Champaign News Gazette & Chicago Tribune...Was second-team all-conference as a sophomore...Launched the Colton Underwood Legacy Foundation in January 2016 to provide resources for research and support for people living with Cystic Fibrosis.



DRAFT PICKS AND UNDRAFTED FREE AGENTS



VADAL ALEXANDER

GUARD | LSU | 6-5 | 326
ACQUIRED: D7-'16 | NFL EXP.: R | RAIDERS EXP.: R
HOMETOWN: BUFORD, GA. | BORN: 03/23/94

74

TRANSACTIONS: Selected by Oakland Raiders in the seventh round (234th overall) of the 2016 NFL Draft, April 30, 2016.

COLLEGE: Four-year starter on the offensive line at Louisiana State, appearing in 50 games with 46 starts (25 at left guard, 21 at right tackle)...Played 3,033 offensive snaps with 315 knockdown blocks for his career...Helped LSU to a four-year record of 37-14, which included appearances in four bowl games...Blocked for a 100-yard rusher in 28 of his 46 starts and a 1,000-yard rusher in three of the four years he started on offensive line...Started all 12 games as a senior...Had best year of career in 2015, earning All-America Second-Team honors and All-SEC First-Team honors...Led Tigers in offensive snaps with 810 and was second on team with 119 knockdowns...Helped pave the way for an LSU offense that led the SEC in rushing with 256.8 yards per game and scored 36 rushing TDs, the second-highest total in school history...Allowed only two sacks all year...Had career-best 17

knockdown blocks in home win over South Carolina...Started all 12 games as a junior at left guard...Had streak of 32 consecutive starts snapped in 2014 when he missed the Arkansas game in Week 11 with an injury...Ranked third on team in total offensive snaps with 757 and was second on team with 75.5 knockdowns...Helped lead the way for a 100-yard rusher in six games and a team total of 250 or more six times...Started in all 13 games at left guard as a sophomore...Played a team-high 810 snaps in

AT A GLANCE

- Four-year starter on the offensive line at Louisiana State, appearing in 50 games with 46 starts (25 at left guard, 21 at right tackle).
- Blocked for a 100-yard rusher in 28 of his 46 starts and a 1,000-yard rusher in three of the four years he started on the offensive line.
- Earned All-America Second Team honors and All-SEC First Team honors as a senior.
- Helped pave the way for an LSU offense that led the SEC in rushing with 256.8 yards per game and scored 36 rushing TDs in 2015, the second-highest total in school history, while allowing just two sacks all year.


2013, which included playing every snap in 10 of LSU's 13 games...Led the team with 71 knockdowns...Played in 13 games with nine starts at right tackle as a true freshman...Earned Freshman All-SEC and Freshman All-American Second-Team honors...Finished rookie season with 656 snaps and 49.5 knockdowns...Played every offensive snap in final nine games of the season...Majored in interdisciplinary studies.

PERSONAL: Attended Buford (Ga.) High School...Ranked as the nation's fifth-best offensive lineman and No. 9 overall prospect in the state of Georgia by ESPN.com...Ranked No. 75 nationally in the ESPNU 150...Member of Rivals 250 as he's rated as the nation's No. 11 offensive tackle prospect and No. 17 overall prospect in the state of Georgia...Rated the No. 11 offensive tackle by Scout.com and is No. 78 on Scout.com's Southeast 150...Superprep All-America ranked him as the 29th best offensive lineman...Rated as the nation's No. 5 offensive lineman and is ranked as the 14th-best overall prospect in Georgia by 247sports.com...Participated in the Under Armor All-American game...Consensus four-star prospect...Ranked No. 64 on the Press-Register Super Southeast 120...Earned Georgia AA All-State first team honors as a junior and senior...Born in New Orleans, La. and moved to Georgia at age three...Graduated from high school in December of 2011 and enrolled at LSU for the 2012 spring semester.



VADAL ALEXANDER'S COLLEGIATE GAMES PLAYED/STARTED

| Year | School | GP | GS |
|-------------------|--------|----|----|
| 2012 | LSU | 13 | 9 |
| 2013 | LSU | 13 | 13 |
| 2014 | LSU | 12 | 12 |
| 2015 | LSU | 12 | 12 |
| Collegiate Totals | | 50 | 46 |



SHILIQUE CALHOUN

LINEBACKER | MICHIGAN STATE | 6-4 | 251
ACQUIRED: 03-'16 | NFL EXP: R | RAIDERS EXP: R
HOMETOWN: MIDDLETOWN, N.J. | BORN: 03/20/92

91

TRANSACTIONS: Selected by Oakland Raiders in the third round (75th overall) of the 2016 NFL Draft, April 29, 2016.

COLLEGE: Played four seasons at Michigan State, appearing in 54 games with 41 starts...Career totals include 131 tackles (74 solo), 27 sacks, four forced fumbles, five fumble recoveries, one INT and five passes defended...Finished his career ranked second on the school's all-time sack list (27)...Tied for the most games played in school history...Was a three-time second-team All-American (2013-15) and three-time first-team All-Big Ten...Named a team captain his final two seasons...Started all 14 games as a senior, helping the Spartans to a Big Ten title and a berth in the College Football Playoff...Totaled 49 tackles (22), a career-high 10.5 sacks, one forced fumble and three passes defended...Led the team in sacks, ranking third in the Big Ten...Named to the Associated Press All-American Second Team for the third straight year...Was a first-team All-Big Ten selection for the third consecutive season...Named one of six finalists for the Ted Hendricks Award, given annually to the nation's top defensive end...Was also a semifinalist for the Lombardi Award (lineman of the year) and Chuck Bednarik Award (defensive player of the year)...Named Big Ten Co-Defensive Player of the Week after recording a season-high six tackles and tying a career-high with 2.5 sacks vs. Central Michigan...Also was credited with one pass defended and a blocked FG...Named the Big Ten Defensive Player of the Week and Lott IMPACT Trophy National Defensive Player of the Week for his performance at Michigan, recording five tackles and two sacks...Started all 13 games as a junior, totaling 39 tackles (28), eight sacks, one forced fumble and one fumble recovery...Led the team with eight sacks and helped anchor a unit that led the FBS in rush defense (88.5 yards per game)...Named a second-team Water Camp All-American for the second consecutive year...Also selected to the All-American Second Team by the Football Writers Association of America...Earned a first-team All-Big Ten selection for the second straight season...Named a semifinalist for the Lombardi Trophy and the Chuck Bednarik Award...Blocked a 42-yard FG attempt and recorded a 14-yard sack in the win over Wyoming...Recorded two tackles, 1.5 sacks and one forced fumble in the win over No. 4 Baylor in the 2015 Cotton Bowl Classic...Started all 14 games as a sophomore, totaling 37 tackles (20), 7.5 sacks, two forced fumbles, four fumble recoveries and one INT...Ranked tied for second in NCAA FBS with four fumble recoveries, including two returns for TDs...Tied for the FBS lead with three defensive TDs...Led team and ranked tied for second in the Big Ten with 7.5 sacks...Named the Smith-Brown Big Ten Defensive Lineman of the Year...Earned All-American honors from Walter Camp (second team), Associated Press (second team), SI.com (second team), USA TODAY (second team), Athlon Sports (second team) and Lindy's (third team)...Named a first-team All-Big Ten selection by both the coaches and media...Named recipient of the 2013 National Defensive Performer of the Year and Defensive Lineman Trophy by the College Football Performance Awards...Was a finalist for the Ted Hendricks Award...Scored two defensive TDs against South Florida, returning a fumble four yards for a TD and his first career INT 56 yards for another score...Was named the Walter Camp Football Foundation National Defensive Player of the Week, CBSSports.com National Defensive Player of the Week and CFPA National Defensive Performer of the Week...Also selected the Big Ten Defensive Player of the Week...Named CBSSports.com National Co-Defensive Player of the Week after producing six tackles and a career-high two sacks in the win over Michigan...Appeared in 13 games with one start as a redshirt freshman, totaling one sack and two passes defended...Redshirted as a true freshman in 2011...Majoring in criminal justice.

AT A GLANCE

- Appeared in 54 games with 41 starts over four years at Michigan State, ranking second on the school's all-time sack list.
- Was a three-time All-American Second Team (2013-15) and three-time All-Big Ten First Team selection (2013-15).
- Earned the 2013 Big Ten Defensive Lineman of the Year after posting 37 tackles and 7.5 sacks.
- Finished his career tied for the most games played in school history (54).



PERSONAL: Attended Middletown (N.J.) High School North...Ranked among the nation's top defensive ends by Scouts, Inc. (No. 69)...Rated among New Jersey's top seniors by SuperPrep (No. 18) and Rivals.com (No. 21)...Recorded 45 tackles as a senior, including four sacks...Also credited with five passes defended, three forced fumbles and four fumble recoveries...Added 28 receptions for 450 yards (16.1 avg.) and four TDs...Selected to the 2010 Coaches' All-Division Team (Class A North) as a tight end...Earned third-team All-Shore Conference honors as a senior from The Asbury Park Press and All Shore Media...Caught 21 passes for 250 yards (11.9 avg.) and one TD as a junior...Averaged 17.5 points and 10.0 rebounds for the basketball team in 2010-11...Named tournament MVP of the Buc Holiday Classic after scoring a career-high 38 points in the championship game against Freehold.

SHILIQUE CALHOUN'S COLLEGIATE CAREER STATS

| Year | School | GP | GS | TACKLES | | | | | INTERCEPTIONS | | | | FUMBLES | |
|-------------------|----------------|----|----|---------|------|-------|-------|-------|---------------|-----|----|----|---------|----|
| | | | | Tot. | Solo | Asst. | Sacks | Yds | No. | Yds | TD | PD | FF | FR |
| 2012 | Michigan State | 13 | 1 | 6 | 4 | 2 | 1.0 | 1.0 | 0 | 0 | 0 | 2 | 0 | 0 |
| 2013 | Michigan State | 14 | 14 | 37 | 20 | 17 | 7.5 | 45.0 | 1 | 56 | 1 | 0 | 2 | 4 |
| 2014 | Michigan State | 13 | 13 | 39 | 28 | 11 | 8.0 | 91.0 | 0 | 0 | 0 | 0 | 1 | 1 |
| 2015 | Michigan State | 14 | 14 | 49 | 22 | 27 | 10.5 | 74.0 | 0 | 0 | 0 | 3 | 1 | 0 |
| Collegiate Totals | | 54 | 42 | 131 | 74 | 57 | 27.0 | 211.0 | 1 | 56 | 1 | 5 | 4 | 5 |



CONNOR COOK

QUARTERBACK | MICHIGAN STATE | 6-4 | 217
ACQUIRED: D4-'16 | NFL EXP: R | RAIDERS EXP: R
HOMETOWN: HINCKLEY, OHIO | BORN: 01/29/93

8

TRANSACTIONS: Selected by Oakland Raiders in the fourth round (100th overall) of the 2016 NFL Draft, April 30, 2016.

COLLEGE: Played four seasons and was a three-year starter at Michigan State, finishing his career as the most productive quarterback in school history...Career totals include 43 games played with 39 starts, throwing for 9,194 yards on 673-of-1,170 (57.5 percent) passing with 71 TDs and 22 INTs...Added 209 rushing yards on 176 carries with three TDs...Finished his career as the winningest quarterback in school history with 34 victories (34-5 overall record)...The 34 wins are fourth most in Big Ten history and tied for 25th in NCAA FBS history by a starting quarterback...Led as the school's record holder in TD passes (71), passing yards (9,194), total offense (9,403 yards) and pass attempts (1,170)...Tied for first in MSU history in 300-yard passing games (10) and 200-yard passing games (26)...Led the Spartans to a 5-2 record against AP Top 10 teams and an 8-4 mark against AP Top 25 teams...Also a three-time Academic All-Big Ten selection...Started 13 games as a senior...Completed 56 percent of his passes (229-of-408) for 3,131 yards with 24 TDs and seven INTs...Finished season among MSU's single-season leaders in TDs (tied for second with 24), pass attempts (fourth with career-high 408), passing yards (fourth with 3,131) and pass completions (fifth with 229)...Ranked among the Big Ten leaders in TD passes (second with 24), passing yards per game (third with 240.8 ypg.) and total offense (third with 245.2 ypg.)...Named recipient of the Johnny Unitas Golden Arm Award, presented annually to the nation's top quarterback...Became first Spartan quarterback to win the Greise-Brees Big Ten Quarterback of the Year Award since its inception in 2011, and was also the first Spartan quarterback to be named first-team All-Big Ten since 1965...Named first-team All-Big Ten by The Associated Press, Athlon Sports, BTN.com, ESPN.com and Phil Steele...Finished tied for ninth in the Heisman Trophy voting...Was a Manning Award finalist...Semifinalist for the Davey O'Brien Award and Maxwell Award (college player of the year)...Named Big Ten Co-Offensive Player of the Week after setting a school record with 416 yards of total offense and throwing for a career-high 398 yards in the victory over Indiana...Also set career highs for pass completions (30) and pass attempts (52) against the Hoosiers and tied his career best with four TD passes...Became the first player in Big Ten history to win the Grange-Griffin Big Ten Championship Game Most Valuable Player Award twice (also won in 2013 vs. Ohio State) in the win over Iowa, completing 16-of-32 passes for 191 yards...Started all 13 games as a junior, throwing for 3,214 yards on 239-of-408 passing with 24 TDs and eight INTs...Led the Big Ten in passing yards and finished second in the conference in TD passes...Earned second-team All-Big Ten honors (coaches and media) for the second year in a row...Named a semifinalist for the Maxwell Award and Davey O'Brien Award...Posted season highs for completions (29) and pass attempts (47) while throwing for 343 yards with two TDs at Oregon...Completed 24-of-32 passes for 332 yards and three TDs in the victory at Indiana, earning a "Star of the Week" by The Manning Award...Completed 24-of-42 passes for 314 yards and two TDs in the Cotton Bowl Classic win over Baylor...Played in 14 games with 13 starts as a sophomore, compiling a 12-1 record as the starter...Completed 59 percent of his passes (223-of-380) for 2,755 yards with 22 TDs and six INTs...Ranked among the Big Ten leaders in TD passes (tied for second with 22), pass completions (third with 223) and passing yards (fourth with 2,755)...Named second-team All-Big Ten by the coaches...Posted 15-of-16 passing (93.8 percent) for 208 yards and three TDs at Illinois, establishing a school single-game record (minimum 10 completions)...Named Most Outstanding Player of the Big Ten Championship Game in the victory over Ohio State after throwing for 304 yards on 24-of-40 passing with three TDs and one interception...Named Offensive MVP of the 100th Rose Bowl Game after completing 22-of-36 passes for a season-high 332 yards, two TDs in the win over Stanford...Appeared in three games as a redshirt freshman...Completed 9-of-17 throws for 94 yards with one TD and one INT...Redshirted as a true freshman...Majored in media and information.

AT A GLANCE

- Three-year starter at Michigan State, finished his career as the school's winningest quarterback after compiling a 34-5 record as a starter.
- Finished as the school all-time leader in passing yards (9,194), TD passes (71) and pass attempts (1,170).
- Earned numerous awards as a senior, including the Greise-Brees Big Ten Quarterback of the Year and Johnny Unitas Golden Arm Award.
- Tied for first in school history with 10 300-yard passing games.



Completed 24-of-42 passes for 314 yards and two TDs in the Cotton Bowl Classic win over Baylor...Played in 14 games with 13 starts as a sophomore, compiling a 12-1 record as the starter...Completed 59 percent of his passes (223-of-380) for 2,755 yards with 22 TDs and six INTs...Ranked among the Big Ten leaders in TD passes (tied for second with 22), pass completions (third with 223) and passing yards (fourth with 2,755)...Named second-team All-Big Ten by the coaches...Posted 15-of-16 passing (93.8 percent) for 208 yards and three TDs at Illinois, establishing a school single-game record (minimum 10 completions)...Named Most Outstanding Player of the Big Ten Championship Game in the victory over Ohio State after throwing for 304 yards on 24-of-40 passing with three TDs and one interception...Named Offensive MVP of the 100th Rose Bowl Game after completing 22-of-36 passes for a season-high 332 yards, two TDs in the win over Stanford...Appeared in three games as a redshirt freshman...Completed 9-of-17 throws for 94 yards with one TD and one INT...Redshirted as a true freshman...Majored in media and information.

PERSONAL: Attended Walsh Jesuit High School in Cuyahoga Falls, Ohio...Associated Press All-Northeast Inland District (Division II) first-team selection as a senior...Named team's Most Valuable Offensive Back after accounting for 2,143 total yards and 20 TDs...Completed 116-of-199 passes (58.3) for 1,700 yards and 15 TDs...Rushed 79 times for 443 yards (5.6 avg.) and five scores...Father, Chris, played football at Indiana (tight end; lettered 1982-84)...Mother, Donna played basketball at Cincinnati...Sister, Jackie, played basketball at Old Dominion.

CONNOR COOK'S COLLEGIATE CAREER STATS

| Year | Team | GP | GS | PASSING | | | | | | | | RUSHING | | | | |
|-------------------|----------------|----|----|---------|------|-------|------|----------|----|------|----|---------|-----|------|----|----|
| | | | | Att. | Cmp. | Yds | Pct. | Yds/Att. | TD | Int. | Lg | Att. | Yds | Avg. | Lg | TD |
| 2012 | Michigan State | 3 | 0 | 17 | 9 | 94 | 52.9 | 5.5 | 1 | 1 | 15 | 4 | -3 | -0.8 | 11 | 0 |
| 2013 | Michigan State | 14 | 13 | 380 | 223 | 2,755 | 58.7 | 7.3 | 22 | 6 | 87 | 69 | 76 | 1.1 | 20 | 1 |
| 2014 | Michigan State | 13 | 13 | 365 | 212 | 3,214 | 58.1 | 8.8 | 24 | 8 | 71 | 51 | 80 | 1.6 | 13 | 2 |
| 2015 | Michigan State | 13 | 13 | 408 | 229 | 3,131 | 56.1 | 7.7 | 24 | 7 | 74 | 52 | 56 | 1.1 | 22 | 0 |
| Collegiate Totals | | 43 | 39 | 1,170 | 673 | 9,194 | 57.5 | 7.9 | 71 | 22 | 87 | 176 | 209 | 1.2 | 22 | 3 |



CORY JAMES

LINEBACKER | COLORADO STATE | 6-1 | 229
ACQUIRED: 06-'16 | NFL EXP: R | RAIDERS EXP: R
HOMETOWN: DEL RIO, TEXAS | BORN: 05/22/93

57

TRANSACTIONS: Selected by Oakland Raiders in the sixth round (194th overall) of the 2016 NFL Draft, April 30, 2016.

COLLEGE: Played four seasons at Colorado State, seeing action in 51 games with 46 starts...Totaled 230 tackles (112 solo), 24 sacks, four forced fumbles, one fumble recovery and three passes defended...Ranks fourth on school's all-time sacks list with 24...Appeared in 13 games with 12 starts as a senior...Posted a career-high 65 tackles (28), including two sacks...Tied a career-best 10 tackles at Utah State...Registered team-best eight total tackles (four), including two tackles for loss, at UTSA...Made eight tackles (four), including one tackle for loss, against Colorado...Recorded nine total tackles (three), including one tackle for loss, against Minnesota...Played in all 13 games, starting in 12 as a junior...Recorded 51 tackles (29), including a team-high 8.5 tackles for loss, 6.5 sacks and one forced fumble...Recorded two tackles for loss, including a seven-yard sack in the Rams' win at Boston College...Notched a forced fumble and a sack at San Jose State...Racked up a career-high 10 tackles (eight), including one sack at Air Force...Started all 13 games as a sophomore...Totaled 60 tackles (29), 8.0 sacks, one pass defended and two forced fumbles...Posted nine tackles against Colorado...Registered six solo stops and two sacks at Hawaii...Recorded at least two sacks in three games...Finished his first season as a redshirt freshman with 54 tackles (26)...Set the school record for most sacks by a freshman with 7.5...Earned second-team Freshman All-America honors from the Football Writers Association of America and College Football News, as well as second-team national All-Freshman and second-team All-Mountain West by Phil Steele's College Football Preview...Compiled seven tackles (six), a forced fumble and three sacks against Colorado...Strung together two more games with seven-plus tackles, against North Dakota State and San Jose State...Redshirted as a true freshman...Earned his bachelor's degree in liberal arts.

AT A GLANCE

- Played four seasons at Colorado State, seeing action in 51 games with 46 starts, totaling 230 tackles (112 solo), 24 sacks, four forced fumbles, one fumble recovery and three passes defended.
- Ranks fourth on school's all-time sacks list with 24, and set the school record for most sacks by a freshman with 7.5.
- Posted a career-high 65 tackles (28 solo), including two sacks as a senior in 2015.
- Earned Freshman All-America Second Team honors from the Football Writers Association of America and College Football News.



PERSONAL: Attended Del Rio (Texas) High School, playing two years for the Rams...Started 21 consecutive games at linebacker, totaling 116 tackles (67 solo), 26 stops behind the line of scrimmage, 11 sacks, three forced fumbles and one fumble recovery...Earned District 29-5A Co-Linebacker of the Year award after senior campaign, while garnering first-team all-district honors for the second straight year...Also received the Hit Stick Award...Led his team to the bi-district and area championships on a team that finished 8-3 in 2010 and 10-3 in 2009, when the Rams advanced to the third round of the Texas Class 5A state playoffs...Started all 13 games as a junior in 2009...Top prep speed in the 40-yard dash with a time of 4.8 seconds...Also played baseball for the Rams...Dad, Clarence, played football at Chowan Junior College.

CORY JAMES' COLLEGIATE CAREER STATS

| Year | School | GP | GS | TACKLES | | | | Sacks | Yds | INTERCEPTIONS | | | | FUMBLES | |
|-------------------|----------------|----|----|---------|------|-------|--|-------|-------|---------------|-----|----|----|---------|----|
| | | | | Tot. | Solo | Asst. | | | | No. | Yds | TD | PD | FF | FR |
| 2012 | Colorado State | 12 | 9 | 54 | 26 | 28 | | 7.5 | 45.0 | 0 | 0 | 0 | 1 | 1 | 1 |
| 2013 | Colorado State | 13 | 13 | 60 | 29 | 31 | | 8.0 | 58.0 | 0 | 0 | 0 | 1 | 2 | 0 |
| 2014 | Colorado State | 13 | 12 | 51 | 29 | 22 | | 6.5 | 43.0 | 0 | 0 | 0 | 1 | 1 | 0 |
| 2015 | Colorado State | 13 | 12 | 65 | 28 | 37 | | 2.0 | 11.0 | 0 | 0 | 0 | 0 | 0 | 0 |
| Collegiate Totals | | 51 | 46 | 230 | 112 | 118 | | 24.0 | 157.0 | 0 | 0 | 0 | 3 | 4 | 1 |



KARL JOSEPH

SAFETY | WEST VIRGINIA | 5-10 | 207
ACQUIRED: D1-'16 | NFL EXP: R | RAIDERS EXP: R
HOMETOWN: ORLANDO, FLA. | BORN: 09/08/93

42

TRANSACTIONS: Selected by Oakland Raiders in the first round (14th overall) of the 2016 NFL Draft, April 28, 2016.

COLLEGE: Played four seasons at West Virginia, starting all 42 games he played in...Totaled 284 tackles (209 solo), nine INTs, 12 passes defended, two sacks, eight forced fumbles and six fumble recoveries...Named a team captain his junior and senior seasons...Set school record with eight career forced fumbles...Started four games as a senior before an injury ended his season...Posted 20 tackles (15), five INTs, one pass defended, one sack and one forced fumble...Despite playing in only four games, was named to CBSSports.com's All-American Second Team and earned an honorable mention from the conference coaches and SI.com...Recorded five INTs in four games, leading the nation with 1.3 INTs per game at the time of his injury...Posted five tackles, one INT and one sack at Oklahoma...Named FWAA National Player of the Week and Big 12 Defensive Player of the Week after recording eight tackles and three INTs against Georgia Southern...Became the first WVU player since 1994 to record three INTs in a game...Started all 13 games as a junior, totaling 92 tackles (20), one INT, one pass defended and three forced fumbles...Named to conference coaches and ESPN.com All-Big 12 First Teams...Also named to Associated Press and Phil Steele All-Big 12 Second Teams...His 92 tackles ranked second on the team...Registered a career-high 18 tackles against Alabama...Tallied 13 tackles against Oklahoma...Posted eight tackles (four), one INT and two passes defended at Iowa State...Started all 12 games as a sophomore, totaling 68 tackles (56), one INT, four passes defended, two forced fumbles and four fumble recoveries...Earned an All-Big 12 honorable mention from the conference coaches...Led the team and conference with four fumble recoveries...Finished with five or more tackles in seven games...Posted nine tackles and returned a fumble recovery for a TD against Iowa State...Led the team with 12 tackles and posted one forced fumble and one fumble recovery at Kansas State...Tallied three tackles and returned a fumble recovery for a TD at Baylor...Started all 13 games as a freshman...Totaled a career-high 104 tackles (76), two INTs, six passes defended, one sack, three forced fumbles, one fumble recovery...Led the team in tackles and tied for the team lead in forced fumbles and INTs...Named WVU Defensive Player of the Year and earned an All-Big 12 Honorable Mention from the Associated Press...Also named to Phil Steele's Freshman All-American Team...Tallied 13 tackles (12) and one fumble recovery for a TD to seal the victory against Iowa State...Posted 10 tackles against Oklahoma...Registered nine tackles and one forced fumble...Posted nine tackles, one INT and one pass defended...Tallied seven tackles (five) and one sack against Maryland...Majored in business administration.

AT A GLANCE

- Started 42 straight games for the Mountaineers from 2012-15 before an injury ended his senior season.
- Named to Associated Press All-Big 12 Second Team and the conference coaches' All-Big 12 First Team as a junior in 2014.
- Named West Virginia's Defensive Player of the Year as a freshman in 2012 after leading the team with 104 tackles.
- Holds WVU career record with eight forced fumbles.



PERSONAL: Attended Edgewater High School in Orlando, Fla. ...Was a two-time Orlando Sentinel Defensive Player of the Year...Finished his senior year with 126 tackles (97 solo), three sacks, four forced fumbles, three fumble recoveries, four blocked punts and two blocked FGs.

KARL JOSEPH'S COLLEGIATE CAREER STATS

| Year | School | GP | GS | TACKLES | | | | Sacks | Yds | INTERCEPTIONS | | | | FUMBLES | |
|--------------------------|---------------|-----------|-----------|------------|------------|-----------|--|------------|-------------|---------------|-----------|----------|-----------|----------|----------|
| | | | | Tot. | Solo | Asst. | | | | No. | Yds | TD | PD | FF | FR |
| 2012 | West Virginia | 13 | 13 | 104 | 76 | 28 | | 1.0 | 12.0 | 2 | 22 | 0 | 6 | 3 | 1 |
| 2013 | West Virginia | 12 | 12 | 68 | 56 | 12 | | 0.0 | 0.0 | 1 | 11 | 0 | 4 | 2 | 4 |
| 2014 | West Virginia | 13 | 13 | 92 | 62 | 30 | | 0.0 | 0.0 | 1 | 0 | 0 | 1 | 3 | 0 |
| 2015 | West Virginia | 4 | 4 | 20 | 15 | 5 | | 1.0 | 8.0 | 5 | 7 | 0 | 1 | 0 | 1 |
| Collegiate Totals | | 42 | 42 | 284 | 209 | 75 | | 2.0 | 20.0 | 9 | 40 | 0 | 12 | 8 | 6 |



JIHAD WARD

DEFENSIVE LINEMAN | ILLINOIS | 6-5 | 297
ACQUIRED: D2-'16 | NFL EXP.: R | RAIDERS EXP.: R
HOMETOWN: PHILADELPHIA, PA. | BORN: 05/11/94

95

TRANSACTIONS: Selected by Oakland Raiders in the second round (44th overall) of the 2016 NFL Draft, April 29, 2016.

COLLEGE: Played two years at Illinois after transferring from Globe Institute of Technology (New York)...Totalled 104 tackles, 4.5 sacks, five fumble recoveries, three forced fumbles and three passes defended in 25 games at Illinois...Started all 12 games on the defensive line as a senior, playing both defensive end and defensive tackle...Totalled 53 tackles, 1.5 sacks, two passes defended, one forced fumble and fumble recovery...Earned All-Big Ten honorable mention...Named to the Ted Hendricks Award midseason watch list...Tallied a career-high 11 tackles, including nine solo at Iowa...Recorded a sack for an 8-yard loss at Penn State...Posted nine tackles and a fumble recovery against Middle Tennessee...Forced a fumble against Wisconsin...As a junior, started all 13 games at defensive end...Totalled 51 tackles, three sacks, four fumble recoveries, two forced fumbles and one pass defended on the season... Four fumble recoveries ranked second in FBS and led the Big Ten...Named an All-Big Ten honorable mention honoree...Voted Illinois' Defensive Newcomer of the Year...Recorded one sack, one forced fumble and one fumble recovery at Northwestern...Recorded six tackles, a career-high two tackles for loss, one sack and one QB hurry against Penn State...Had a fumble recovery against Minnesota...Recorded five tackles in his Illini debut against Youngstown State...Played two seasons at Globe Institute of Technology, totaling 81 tackles and 10 sacks...Played in seven games in 2013 at Globe Tech, racking up 26 tackles, three tackles for loss and two sacks...Added 55 tackles and eight sacks in 2012...Ranked the No. 6 junior college player in the nation by 247Sports.com, No. 23 by Scout.com and No. 35 by ESPN.com...Majorred in sports management.

AT A GLANCE


- Played two years at Illinois after transferring from Globe Institute of Technology (New York).
- Named an All-Big Ten Honorable Mention in 2014 and 2015.
- Totalled 104 tackles, 4.5 sacks, three forced fumbles, five fumble recoveries and three passes defended in 25 games at Illinois.
- Tallied 10 sacks over two seasons at Globe Tech.



PERSONAL: Attended Edward W. Bok Technical High School in Philadelphia, Pa. ...Also played wide receiver in high school...Named first-team All-City in 2011 and second-team All-City in 2010.

JIHAD WARD'S COLLEGIATE CAREER STATS

| Year | School | GP | GS | TACKLES | | | | Sacks | Yds | INTERCEPTIONS | | | | FUMBLES | |
|-------------------|----------|----|----|---------|------|-------|--|-------|------|---------------|-----|----|----|---------|----|
| | | | | Tot. | Solo | Asst. | | | | No. | Yds | TD | PD | FF | FR |
| 2014 | Illinois | 13 | 13 | 51 | 21 | 30 | | 3.0 | 30.0 | 0 | 0 | 0 | 1 | 2 | 4 |
| 2015 | Illinois | 12 | 12 | 53 | 24 | 29 | | 1.5 | 13.0 | 0 | 0 | 0 | 2 | 1 | 1 |
| Collegiate Totals | | 25 | 25 | 104 | 45 | 59 | | 4.5 | 43.0 | 0 | 0 | 0 | 3 | 3 | 5 |



DeANDRÉ WASHINGTON

RUNNING BACK | TEXAS TECH | 5-8 | 204
ACQUIRED: D5-'16 | NFL EXP.: R | RAIDERS EXP.: R
HOMETOWN: MISSOURI CITY, TEXAS | BORN: 02/22/93

33

TRANSACTIONS: Selected by Oakland Raiders in the fifth round (143rd overall) of the 2016 NFL Draft, April 30, 2016.

COLLEGE: Played four years at Texas Tech, starting 26-of-48 games over his career...Totaled 605 carries for 3,411 yards (5.6 avg.) and 23 TDs...Added 124 receptions for 1,091 yards (8.8 avg.) and four receiving TDs...Became just the fifth player in school history to rush for over 1,000 yards in a season twice in a career...Sits in fifth place in Red Raiders history with 3,411 career rushing yards...Appeared in 13 games with a career-high 12 starts as a senior...Produced the best season of his collegiate career, totaling 233 carries for 1,492 yards (6.4 avg.) and 14 TDs, adding 41 receptions for 385 yards (9.4 avg.) and two receiving TDs...Named All-Big 12 First Team after ranking second in the conference in rushing yards, rushing yards per carry, rushing yards per game, all-purpose yards per game and rushing TDs...Scored a career-high four TDs while logging 188 yards on 22 carries against TCU...Led the Red Raiders in a road victory at Kansas, totaling 157 yards on the ground with a TD...Carried 27 times for 248 yards in the victory against Kansas State, marking the seventh-most rushing yards in a game in program history...Totaled 173 yards on 28 carries and two TDs against Texas to conclude his college career with 10 100-yard performances, six in his final year...Played in 12 games, making 11 starts as a junior...Recorded 188 carries, 1,103 rushing yards, (5.9 avg.) and two rushing TDs...Recorded 30 receptions for 328 receiving yards with two receiving TDs...Ranked second in the Big 12 with four 100-yard rushing performances...Rushed for a career-high 29 times for 132 yards against West Virginia...Posted 23 carries for 164 yards (7.1 avg.) and caught two passes for 21 yards against Kansas...Rushed 20 times for 186 yards with a rushing TD while adding two catches for 51 yards and a receiving TD against Iowa State...Played in 12 games with two starts as a redshirt sophomore...Carried 107 times for 485 yards (4.2 avg.) with four rushing TDs, while adding 34 receptions for 269 yards (7.9 avg.)...Ran 10 times for 16 yards at Kansas while posting two rushing TDs...Registered at least 10 carries in six straight games...Rushed 14 times with a team-leading 51 yards while making one catch for 15 yards in the National University Holiday Bowl against Arizona State...Redshirted as a true sophomore...Appeared in 12 games with one start as a freshman...Named a finalist for the All-Big 12 Offensive Freshman of the Year...Tallied 77 rushes for 366 yards (4.8 avg.) with three rushing TDs...Second on the team in rushing yards and rushing TDs...Made 19 receptions for 109 receiving yards (9.1 avg.), while recording seven kick returns for 131 yards and averaged 18.7 yards per return...Set the record for most rushing yards by a freshman in school history since 2002 despite suffering a season-ending injury in November...Led the team rushing for 84 yards on 16 carries, averaging 5.2 yards per carry at Oklahoma.

PERSONAL: Attended Thurgood Marshall High School in Missouri City, Texas...Four-star prospect by Scout and three-star by Rivals...Member of Texas Football Magazine's Top 300 and Top 30 running backs...Ranked nationally as the No. 26 running back in 2011 class...Exploded for 1,378 rushing yards as a senior on 192 attempts...Scored 20 TDs in 2010 and ended the season with an average of 7.2 yards per carry...Named a pre-season All-American prior to senior season.

AT A GLANCE

- Played in 48 games with 26 starts over four-year career at Texas Tech, becoming the fifth player to rush for over 1,000 yards in a season.
- Ranks fifth in school history with 3,411 career rushing yards.
- Named All-Big 12 First Team after ranking second in the conference in rushing yards, rushing yards per carry, rushing yards per game, all-purpose yards and rushing TDs in 2015.
- Named a finalist for All-Big 12 Offensive Freshman of the Year in 2011 after setting the record for most rushing yards by a freshman in school history since 2002.



DeANDRÉ WASHINGTON'S COLLEGIATE CAREER STATS

| Year | Team | GP | GS | RUSHING | | | | | RECEIVING | | | | |
|-------------------|------------|----|----|---------|-------|------|----|----|-----------|-------|------|----|----|
| | | | | Att. | Yds | Avg. | Lg | TD | Rec. | Yds | Avg. | Lg | TD |
| 2011 | Texas Tech | 12 | 1 | 77 | 366 | 4.8 | 23 | 3 | 19 | 109 | 5.7 | 26 | 0 |
| 2013 | Texas Tech | 12 | 2 | 107 | 450 | 4.2 | 19 | 4 | 34 | 269 | 7.9 | 48 | 0 |
| 2014 | Texas Tech | 12 | 11 | 188 | 1103 | 5.9 | 72 | 2 | 30 | 328 | 10.9 | 49 | 2 |
| 2015 | Texas Tech | 13 | 12 | 233 | 1492 | 6.4 | 80 | 14 | 41 | 385 | 9.4 | 49 | 2 |
| Collegiate Totals | | 49 | 26 | 605 | 3,411 | 5.6 | 80 | 23 | 124 | 1,091 | 8.8 | 49 | 4 |

UNDRAFTED FREE AGENTS




K.J. BRENT

80

WR | 6-3 | 202 | Rookie | Wake Forest | 08/06/93

Signed by Oakland Raiders as an undrafted free agent, May 10, 2016...Played one year at Wake Forest as a graduate student after playing three years at South Carolina...Played in 12 games with 11 starts as a senior at Wake Forest...Ranked third on the team with 42 catches for 583 yards and one TD...Led team with an average of 13.9 yards per reception...Hauled in seven catches for 96 yards including a 40-yard TD against Syracuse...Made four grabs for 72 yards at Army, including a 51-yard reception...Caught five passes for 65 yards against Indiana...Had five receptions for 82 yards at Notre Dame, hauling in a career-long 52-yard pass...Caught four passes for 60 yards at Clemson...As a junior at South Carolina, played in 13 games with one start...Totaled nine catches for 111 yards and one TD...Had two receptions for 26 yards and one TD against East Carolina...Also had two receptions against Furman...As a sophomore, played in 11

games and totaled two catches for 13 yards...Had a 9-yard catch against North Carolina...Member of the SEC Fall Academic Honor Roll...As a redshirt freshman, played in 13 games...Totaled three catches for 28 yards...Caught two passes against East Carolina...Member of the SEC Fall Academic Honor Roll...Redshirted as a true freshman...Attended Marvin Ridge High School in Waxhaw, N.C. ...Named Associated Press All-State and was selected to play in the NUC All-World Bowl in Charleston, S.C. following his senior season...As a junior, had 47 receptions for 737 yards and eight TDs...Graduated from South Carolina with a degree in hotel, restaurant and tourism management.




ROSS BURBANK

62

C | 6-4 | 294 | Rookie | Virginia | 01/27/93

Signed by Oakland Raiders as an undrafted free agent, May 10, 2016...Played four years at Virginia, seeing action in 45 games with 27 starts...As a senior, started 12 games with eight starts at left guard and four starts at right guard...Allowed zero sacks on 413 passing plays...Named honorable mention All-ACC and named third-team All-ACC by conference coaches...Named pre-season third-team All-ACC by Phil Steele publications...Named pre-season fourth-team All-ACC by Athlon Sports...Helped block for RB Taquan Mizzell, who broke the ACC record for receiving yards by a running back with 721...Part of an offensive line that helped Virginia top 200 yards on the ground three times during the season...As a junior, played in 12 games with 11 starts at center...Named to the ACC Academic Honor Roll...Helped Cavaliers accumulate 500 yards of offense in back-to-back games for the first time since 2004...Named ACC Co-Offensive Lineman of the

Week after helping RB Kevin Parks rush for a career-high 169 yards and one TD against Pittsburgh...As a sophomore, played in nine games with four starts at center...Helped block for Parks, who became the program's first 1,000-yard rusher since 2004...As a redshirt freshman, appeared in all 12 games...Saw action at center and right guard...Blocked for a passing attack that amassed a program single-game record 480 yards against Louisiana Tech...Attended Frank W. Cox High School in Virginia Beach, Va. ...As a senior, earned All-Beach District and Virginian-Pilot All-Tidewater First Team honors...Ranked as the No. 56 guard in the nation by Scout.com...Earned a scout's grade of 76 from ESPN.com...Ranked No. 86 at tackle by ESPN.com...Named a three-star prospect by ESPN.com, Rivals.com and Scout.com...Ranked as the No. 29 recruit in Virginia by Rivals.com...Earned second-team All-Beach District honors as a junior...Played both offensive line and defensive tackle...Also a member of the wrestling team, helping team capture the 2010 Virginia AAA state title...State champion in the 285-pound weight class as a junior.



JAMES COWSER


47

LB/DE | 6-3 | 247 | Rookie | Southern Utah | 09/13/90

Signed by Oakland Raiders as an undrafted free agent, May 10, 2016...Played four years at Southern Utah, setting the NCAA FCS record with 43.5 career sacks...Also set the Big Sky Conference record for sacks, posting double-digit numbers in three of his four collegiate seasons and eclipsing the mark of 38.5 sacks set by Idaho State's Jared Allen...Also broke the Big Sky Conference record with 80 career tackles for loss, also set by Allen (73)...As a senior, started all 12 games and recorded 13 sacks en route to FCS ADA Defensive Player of the Year and Big Sky Conference Defensive Player of the Year honors...Was named first-team Associated Press FCS All-American and Athletic Director's Association FCS All-American...Also a member of the STATS FCS All-American Team and a finalist for the STATS FCS Defensive Player of the Year Award...Totaled 68 tackles (34 solo), four forced fumbles and three fumble recoveries...Recorded five multiple-sack games, including

a three-game stretch in which he recorded two sacks each against UC Davis, Cal Poly and Montana State...Forced two fumbles against Sam Houston State and recorded two fumble recoveries against Cal Poly...Returned a fumble 55 yards for a touchdown against Cal Poly...Racked up 19 tackles for loss on the season...Had 3.5 tackles for loss against Northern Arizona...As a junior, played in 12 games and racked up 11.5 sacks and 28.5 tackles for loss, breaking Allen's Big Sky Conference record...Also totaled 87 tackles (50 solo), three forced fumbles and one fumble recovery...Named All-Big Sky Conference First Team, Walter Camp All-American First Team, Associated Press All-American Second Team and Sports Network All-American Second Team...Also named an FCS ADA Academic All-Star...Blocked two kicks against Montana...As a sophomore, earned second-team All-Big Sky Conference and second-team Capital One Academic All-American honors...Totaled 77 tackles (44), 19 tackles for loss, 10.5 sacks, two forced fumbles and two fumble recoveries...Had three sacks and four tackles for loss against Weber State...Had a season-high 12 tackles (five) against South Alabama...As a freshman, totaled 61 tackles (32), 7.5 sacks, one INT, one forced fumble and one fumble recovery...Earned Freshman All-American honors and honorable mention All-Big Sky recognition...Led nation's freshmen with 0.68 sacks per game...Redshirted as a freshman in 2009 prior to serving an LDS church mission...Attended Davis High School in Kaysville, Utah...Earned consensus Utah 5A first team all-state honors and was named Region One Defensive Player of the Year...Helped team to an appearance in the Utah 5A quarterfinals as a senior...Named Davis County Clipper's Mr. Football and named to the Ogden Standard Examiner First Team...Finished season with 94 tackles, including 15 sacks, 32 tackles for loss, 14 passes defended and three fumble recoveries...Also played basketball, garnering all-state second team recognition...Earned academic all-region honors in both football and basketball...Graduated with a degree in psychology in 2014 and pursuing a master's degree in communication.

UNDRAFTED FREE AGENTS



KENNETH DURDEN

40

CB | 6-1 | 182 | Rookie | Youngstown State | 05/16/92

Signed by Oakland Raiders as an undrafted free agent, May 10, 2016...Played at Youngstown State for two seasons after spending three years at South Florida...As a senior, played in 11 games...Totalled 22 tackles (17 solo), one INT and five passes defended...Also returned seven kickoffs for 97 yards (13.9 avg.)...Posted three tackles (two), two passes defended and returned an INT 25 yards at South Dakota...Recorded four solo tackles against Illinois State...As a junior, did not see game action...As a sophomore at South Florida, played in 12 games with 11 starts...Totalled 32 tackles (22), five passes defended, one forced fumble and one fumble recovery...Posted a career-high five tackles against Miami (Fla.)...Had four tackles and an INT return for 15 yards against Memphis...Forced a fumble and had three tackles at Houston...Recovered a fumble and had two tackles at UCF...Tied a career high with five tackles at UConn...As a redshirt

freshman, appeared in seven games with one start...Made first career start against Cincinnati, totaling 10 tackles (six) and one pass defended...Tallied three tackles (two) against Ball State...Had three tackles (two) against Pittsburgh...Had one tackle and one pass defended against Miami (Fla.)...Recorded one tackle against Syracuse...Attended Lowndes High School in Valdosta, Ga. ...Posted 78 career tackles, eight INTs, 17 passes defended and two blocked field goal attempts...As a senior, earned all-state and all-region honors...Named to the North-South All-Star Team...Tallied 40 tackles, three INTs and 15 passes defended...Also recorded seven receptions for 197 yards and two TDs and blocked a field goal attempt on special teams...As a junior, notched 27 tackles, three INTs, two passes defended and one blocked field goal attempt...As a sophomore, posted 11 tackles and two INTs...Also competed in basketball and track and field...Set the school record in the triple jump as a junior with a mark of 48-6.




CHRIS EDWARDS

37

DB | 6-1 | 218 | Rookie | Idaho | 12/23/92

Signed by Oakland Raiders as an undrafted free agent, May 16, 2016...Signed by Raiders after participating on a tryout basis at the team's rookie mini-camp in May...Played two years at Idaho after transferring from Butte College in Oroville, Calif. ...Played in 18 games with 12 starts at Idaho...Totalled 76 career tackles (51 solo), three INTs, nine tackles for loss, one sack, three passes defended, one forced fumble and one fumble recovery...As a senior, started all 12 games and posted 62 tackles (51), one INT, one sack, eight tackles for loss, one forced fumble and one fumble recovery...Racked up a career-high nine tackles (five) at USC...Posted a career-best eight solo stops, including two tackles for loss, against Georgia Southern...Returned an INT 20 yards for a TD at Arkansas State...Recorded seven solo tackles, two tackles for loss and his first career sack at Troy...As a junior, saw action in six games...Notched 14 tackles (nine), two INTs and one

tackle for loss...In first game for Idaho, returned an INT 42 yards and posted a tackle for loss at ULM...Recorded five tackles (two) and one INT against South Alabama...As a sophomore at Butte College, helped team go 12-0 and earn a co-National Junior College Association championship...Totalled 55 tackles (34), one INT and one fumble recovery...An All-North Division Nor-Cal honoree...Played his freshman season at Grand Rapids (Mich.) Community College...Played in four games, totaling five tackles, two INTs and one pass defended...Helped team to an 11-0 record before the program was terminated in 2012...Attended Southfield (Mich.) High School.



MARVIN HALL

17

WR | 5-10 | 190 | Rookie | Washington | 04/10/93

Signed by Oakland Raiders as an undrafted free agent, June 6, 2016...Participated on a tryout basis at the team's rookie mini-camp in May...Played four years at Washington, appearing in 42 games...Totalled 25 receptions for 409 yards (16.4 avg.) and one TD...Posted 16 kickoff returns for 357 yards (22.3 avg.) and 12 punt returns for 105 yards (8.8 avg.)...Played in all 13 games as a senior...Scored first career TD on a 78-yard pass in win over Sacramento State...Tossed second TD pass of his career, a 27-yard strike to Joshua Perkins, in Washington's victory at USC...Earned the start and had four catches for 44 yards, as well as a 25-yard punt return, in the Heart of Dallas Bowl win over Southern Miss...Saw action in 13 games as a junior...Threw a 36-yard TD pass to Perkins at Arizona, when he also had one reception for 13 yards...Played in 10 games as a sophomore...Caught two passes for 20 yards against Idaho State...Tallied two catches for 29

yards and returned two punts for 33 total yards against California...Had a 50-yard reception at UCLA...Appeared in six games as a true freshman...Returned two punts for 13 yards and two kickoffs for 69 yards in his collegiate debut...Had three kick returns for 60 yards at Arizona...Attended Dorsey High School in Los Angeles, Calif. ...Named second-team All-City wide receiver by the Los Angeles Times following senior season...Also a second-team All-CIF L.A. City Section pick by the coaches...As a senior, caught 31 passes for 673 yards and nine TDs...Named to the Tacoma News-Tribune's "Western 100" list of top recruits in the West...As a senior, led the Dorsey track team to the CIF L.A. City Section championship by winning the 100 meters, 200 meters and also participating in the champion 4x100 and 4x400 relay team.

UNDRAFTED FREE AGENTS




ANTONIO HAMILTON

32

CB | 6-0 | 188 | Rookie | South Carolina State | 01/24/93

Signed by Oakland Raiders as an undrafted free agent, May 10, 2016...Played three years at South Carolina State, playing in 33 games...Totaled 73 career tackles (66 solo), one sack, nine tackles for loss, four INTs and nine passes defended...As a returner, totaled 33 kick returns for 818 yards (24.8 avg.) with two TDs...Also returned 23 punts for 498 yards (21.6 avg.) with two TDs over two seasons...As a senior, played in 11 games...Totaled 32 tackles (28), 4.5 tackles for loss, one INT and three passes defended...Named second team preseason All-MEAC as a return specialist...Ranked second in the MEAC with 22 kickoff returns for 503 yards (22.9 avg.) with one TD...Led the nation in kickoff return yards...Had an 89-yard kickoff return for a TD against Hampton...Also returned eight punts for 114 yards (14.3 avg.) with one TD...Returned a punt 82 yards for a TD against Bethune-Cookman...As a junior, started all 12 games in which he appeared...

Earned Sports Network All-American and All-MEAC honors as a return specialist...Led the nation (FCS I-AA) with 15 punt returns for 384 yards (25.6 avg.) and two TDs...Scores came on returns of 91 and 51 yards...Named MEAC Special Teams Player of the Week three times...Also returned 11 kickoffs for 315 yards (28.6 avg.) with a 98-yard return for a TD...On defense, recorded 36 tackles (34), 4.5 tackles for loss, one sack, three INTs, six passes defended and one fumble recovery...Selected to the STATS FCS Preseason All-American Team as a punt returner...As a sophomore, played 10 games in a reserve role...Recorded five tackles (four)...Attended Strom Thurmond High School in Johnston, S.C. ...Lettered in both football and basketball.




JOE HANSLEY

9

WR | 5-9 | 168 | Rookie | Colorado State | 02/07/94

Signed by Oakland Raiders as an undrafted free agent, May 16, 2016...Signed by Raiders after participating on a tryout basis at the team's rookie mini-camp in May...Played four years at Colorado State, playing in 50 games with 33 starts...Totaled 136 career receptions for 1,842 yards and 12 TDs...Also returned 43 career punts for 547 yards (12.7 avg.) with three TDs...Had three career punt returns of 75-or-more yards...As a senior, played in 13 games with 11 starts...Recorded 28 catches for 415 yards and six TDs...Also returned a career-high 21 punts for 269 yards with two TDs...Hauled in a 49-yard pass for a TD against Minnesota...Had a 13-yard TD reception and also completed a 43-yard pass against Boise State...Hauled in three passes for 75 yards and two TDs against Air Force...Returned two punts for TDs at Fresno State...Returned 75- and 61-yard punts for TDs in the first half and added a 24-yard TD reception...Earned Mountain West Conference Special Teams Player of the Week honors

for his performance...As a junior, played in 12 games with nine starts...Had 35 receptions for 540 yards and two TDs...Also returned six punts for 58 yards (9.7 avg.)...Registered seven receptions for a career-high 149 yards with a 55-yard TD catch at Boise State...Totaled 97 receiving yards, including a career-long 65-yard TD against Wyoming...As a sophomore, played in 13 games with 12 starts...Ranked second on the team with 52 receptions for 613 yards and one TD...Returned eight punts for 120 yards (15.0 avg.) with one TD...Caught seven passes for 90 yards and returned a punt 74 yards for a TD against Colorado...Earned Punt Returner Co-Performer of the Week by College Football Performance Awards for his effort...Caught five passes for 78 yards and passed for a TD on a fake field goal attempt against UTEP...As a freshman, played in 12 games...Had 21 catches for 274 yards and three TDs...Also rushed for 122 yards on 22 carries (5.5 avg.) and returned eight punts for 100 yards (12.5 avg.)...Had two receptions for 40 yards and a 32-yard TD in his collegiate debut against Colorado...Had a career-long 76-yard punt return against Hawaii...Had five receptions for 102 yards and two TDs against New Mexico...Attended Highlands Ranch (Colo.) High School...Named the 2011 Gatorade and Scout.com Player of the Year in Colorado...Earned all-conference honors as a running back, defensive back and return specialist...Two-time all-state performer...Compiled 6,077 all-purpose yards with 66 total TDs over prep career...Rushed for a program-record 3,894 career yards with 1,119 receiving yards...As a senior, garnered Denver Post All-Colorado honors as a defensive back...Rushed for a school-record 1,845 yards and 24 TDs and totaled 518 receiving yards with eight TDs...Named first-team all-state as a defensive back and first-team all-conference as a running back and return specialist...Also lettered in lacrosse and track and field...Father, Todd, was a running back at Indiana...Grandfather, Terry Hansley, was a running back at Ohio State and played briefly for the Cleveland Browns.



JOHNNY HOLTEN

16

WR | 6-1 | 188 | Rookie | Cincinnati | 08/22/91

Signed by Oakland Raiders as an undrafted free agent, May 10, 2016...Played two years at Cincinnati after transferring from College of DuPage in Glen Ellyn, Ill. ...Played in 21 games with seven starts in two seasons at Cincinnati...Totaled 46 receptions for 892 yards with 10 TDs...Also returned 45 kickoffs for 942 yards (20.9 avg.)...As a senior, played in eight games with four starts...Caught 17 passes for 461 yards and five TDs...Averaged 27.1 yards per reception...Returned 10 kickoffs for 220 yards (22.0 avg.)...Made three catches for 81 yards and two TDs against Alabama A&M...Had three receptions for 50 yards and returned five kickoffs for 125 yards at Miami (Ohio)...Had a pair of catches for 62 yards against UConn...Caught three passes for 146 yards and two TDs against UCF...As a junior, played in 13 games with three starts...Amassed 431 receiving yards on 29 receptions and five TDs...Returned 35 kickoffs for 722 yards (20.6 avg.)...Had three catches for 68 yards

and returned six kickoffs for 141 yards against Toledo...Had a 2-yard TD catch against Miami (Ohio)...Totaled three catches for 34 yards at Ohio State...Returned five kickoffs for 105 yards against Memphis...Had a season-high five catches for a career-high 83 yards at Miami (Fla.)...Hauled in a 23-yard TD pass at SMU...Caught two passes for 38 yards and one TD against South Florida...Had six kickoff returns for 114 yards against East Carolina...Had four receptions with a TD at UConn...As a sophomore at College of DuPage, named first-team All-Midwest Football Conference...Helped the Chaparrals earn a No. 8 national ranking in the NJCAA final poll...Had 23 catches for 548 yards and eight TDs...Helped team post a 9-2 record...Had an 88-yard kickoff return for a TD against Northeastern Oklahoma A&M in the Citizens Bank Bowl...As a freshman, caught 17 passes for 289 yards and seven TDs...Also returned 12 kickoffs for 254 yards...Discovered by coaches playing flag football at College of DuPage after not playing in high school...Attended Coconut Grove High School in Miami, Fla. ...Sister, Markeva Daye, was a track and field standout at Louisiana Tech...Brother, Jonathan, plays basketball at West Virginia.

UNDRAFTED FREE AGENTS



DREW IDDINGS

69

DL | 6-5 | 290 | Rookie | South Dakota | 03/16/93

Signed by Oakland Raiders as an undrafted free agent, May 10, 2016...Played four years at South Dakota, playing in 46 games with 35 starts...Had 149 career tackles, eight sacks and 32 tackles for loss...As a senior, played in 11 games with 10 starts...Totaled 26 tackles (18 solo), 9.5 tackles for loss, two sacks and one fumble recovery...Forced fumbles on both of his sacks...Tied a career high with six tackles against Southern Illinois...Also had a strip-sack in the fourth quarter that was recovered by South Dakota in that game which resulted in a go-ahead score...Also blocked game-tying field goal attempt against SIU to seal the win...Recovered a fumble in the fourth quarter against UNL...Helped anchor a defense that ranked No. 31 in the nation...As a junior, played in all 12 games with 10 starts...Led the team with 8.5 tackles for loss, three sacks and eight quarterback hurries...Also tied for the team lead with two blocked kicks...Notched 37 tackles (19)...Had four solo tackles and one sack against North-

ern Arizona...Named MVFC Defensive Player of the Week for his performance against NAU...Had a season-high six tackles and blocked a PAT attempt against William Penn...Notched four tackles against Oregon...Had a strip-sack and a fumble recovery at Youngstown State...Blocked a FG attempt against Southern Illinois...As a sophomore, started all 12 games...Racked up a career-high 51 tackles, including nine tackles for loss...Had 2.5 sacks...Blocked a PAT attempt at Northern Arizona...Had a strip-sack and a season-high six tackles against Youngstown State...As a redshirt freshman, had five tackles against Montana...Had five stops, including 2.5 tackles for loss and a half-sack at Indiana State...Named to the MVFC honor roll...Also participated in the high jump as a member of the track and field team, competing during the indoor season...Attended Stevens High School in Rapid City, S.D....Totaled 69 career tackles, 4.5 sacks and 11 quarterback hurries...As a senior, totaled 35 tackles, 3.5 sacks, one forced fumble and two fumble recoveries...Also blocked two punts...Earned all-state honorable mention and all-conference honors...Selected to play in South Dakota's all-star game...Named team's most valuable defensive lineman...Also lettered in wrestling and track and field...Finished fourth at the state wrestling tournament twice...Earned all-state and all-conference honors twice in track and field...Won the state championship in the high jump twice.



BRANDEN JACKSON

63

DL | 6-4 | 268 | Rookie | Texas Tech | 11/11/92

Signed by Oakland Raiders as an undrafted free agent, May 16, 2016...Signed by Raiders after participating on a tryout basis at the team's rookie mini-camp in May...Played four years at Texas Tech, seeing action in 51 career games with 38 starts...Totaled 138 career tackles (97 solo), 11 sacks, 24 tackles for loss, three forced fumbles, two fumble recoveries and seven passes defended...As a senior, played in 13 games with 11 starts...Totaled 31 tackles (24) with two sacks, 4.5 tackles for loss, one forced fumble and one pass defended...Posted a sack with two tackles (one) against UTEP...Had five solo tackles against Baylor...Notched a career-high six stops (five), one sack, one pass defense and forced a fumble against Kansas...Had one tackle for loss at Oklahoma...As a junior, started all 12 games in which he appeared...Recorded 44 tackles (27) and set career highs with five sacks, 10.5 tackles for loss and two fumble recoveries...Also notched two passes defended and one forced fumble.

...Made four tackles (three) with a sack and two passes defended at Iowa State...Recorded four tackles (three) with 1.5 tackles for loss, one forced fumble and one fumble recovery against Kansas...Posted four tackles (three) with 1.5 tackles for loss at Kansas State...Credited with six tackles (two) at UTEP...Posted three solo stops with a sack against Central Arkansas...As a sophomore, started all 13 games...Notched 44 tackles (29), nine tackles for loss, four sacks and three passes defended...Had five tackles (four) against Baylor...Recorded three solo stops with a sack and a pass defended against Kansas State...Racked up seven tackles (six) and one pass defended against Oklahoma State...Collected five tackles (four) with 2.5 tackles for loss and a sack against Iowa State...Recorded first-career sack at Kansas...As a redshirt freshman, played in 13 games...Credited with 19 tackles (17), one forced fumble and one pass defended...Had a season-high seven solo tackles against Kansas...Redshirted as a true freshman...Attended McKeesport (Pa.) High School...Named a four-star prospect by Scout.com...Named a three-star prospect by Rivals.com and ESPN.com...Ranked by Rivals.com as the No. 29 strong-side defensive end in the nation...Ranked by Scout.com as the No. 9 outside linebacker in the nation...Tabbed by ESPN.com as the No. 40 outside linebacker in the nation...PrepStar All-East Team selection...SuperPrep's No. 51 All-American defensive lineman...Led team to a league championship...Named first-team all-conference...Also lettered in basketball.



DENVER KIRKLAND


79

G | 6-4 | 335 | Rookie | Arkansas | 03/06/94

Signed by Oakland Raiders as an undrafted free agent, May 12, 2016...Played three years at Arkansas, playing in 38 games and starting his last 34 straight contests...As a junior, started all 13 games after moving from right guard to left tackle...Extended his consecutive games started streak to 34 games...Named All-SEC Third Team by Phil Steele publications...Paved the way for RB Alex Collins to run for over 1,500 yards and become just the third player in SEC history with three straight 1,000-yard campaigns to begin his career...Collins tied for the SEC lead with 10 100-yard rushing games, equaling an Arkansas program record set by former Raider Darren McFadden...Helped Arkansas lead the conference with five 200-yard rushing games in league play...As a sophomore, started all 13 games at right guard...Allowed only one sack on the season and was penalized just three times...Blocked for Collins and RB Jonathan Williams, who were the only FBS teammates to each top the 1,000-yard mark in

2014...Part of an offensive line that allowed just 14 sacks on the year...Helped Arkansas gain over 400 yards on the ground at Texas Tech...As a freshman, appeared in 12 games...Started the final eight games of the season at guard...Named Freshman All-American and tabbed for SEC All-Freshman Team honors...Blocked for Collins, who became the second freshman in program history and the 10th true freshman in SEC history to rush for 1,000 yards...Part of a line that set the single-season program record by allowing just eight sacks...Made first collegiate start at Texas A&M...Attended Booker T. Washington High School in Miami, Fla....Ranked as the No. 5 guard in the country by Scout.com and No. 13 by 247Sports.com...Tabbed by ESPN as the No. 12 tackle in the country and the No. 20 overall prospect in Florida...Ranked No. 13 in the nation at tackle and No. 19 overall in the state by Rivals.com...As a senior, named first-time all-state after helping team post a 13-1 record and win the 4A state championship...Team averaged 53.5 points and 431.2 yards of offense per game...Selected to play in the Under Armour All-America Game...As a junior, named first-team all-state...Helped team win 13 games and advance to the state championship contest...Offense averaged 41.7 points and 404.9 total yards of offense per game.

UNDRAFTED FREE AGENTS




DARIUS LATHAM

75

DT | 6-4 | 306 | Rookie | Indiana | 11/09/94

Signed by Oakland Raiders as an undrafted free agent, May 10, 2016...Played three years at Indiana, playing in 35 games with 20 starts...Finished collegiate career with 81 tackles (31 solo), 7.5 sacks, 18.5 tackles for loss, two fumble recoveries, one INT, seven passes defended and two blocked PATs...As a junior, played in 11 games with 10 starts...Tied for second on the team with four sacks and totaled 10 tackles for loss...Also credited with 33 tackles (16), one INT, one pass defended and two blocked kicks...Named honorable mention All-Big Ten by the conference coaches...Blocked two PAT attempts and had five stops, including 2.5 tackles for loss against Rutgers...Posted a career-high three tackles for loss with one sack and five total tackles at Wake Forest...Snagged his first career INT to go along with five tackles against Duke in the New Era Pinstripe Bowl...Recorded sacks against Purdue, Florida International and Michigan...Tied a career high with six stops against

Michigan State...As a sophomore, made 10 starts...Totaled 26 tackles, 1.5 sacks, 5.5 tackles for loss, one fumble recovery and three passes defended...Posted a career-high six tackles at Iowa...Collected five tackles with one sack at Ohio State...Had four tackles, including one tackle for loss, against Maryland...Earned first career start at Missouri...Recovered a fumble at Bowling Green...As a freshman, played in 12 games and earned BTN.com honorable mention All-Big Ten Freshman Team honors...Totaled 22 tackles with two sacks, three tackles for loss, one fumble recovery and three passes defended...Collected four tackles at Wisconsin...Added three tackles and first-career fumble recovery at Ohio State...Recorded one sack and two passes defended against Illinois...Attended North Central High School in Indianapolis, Ind. ...Indiana Football Coaches Association Top-50 and all-state as a junior and senior...Named Indiana Associated Press Class 5A all-state as a senior and honorable mention as a junior...Selected to the 2012 Indianapolis Star Super Team...Runner-up for the Indianapolis Star Position Award (defensive line)...Nominated for the 2013 U.S. Army All-American Bowl...As a senior, totaled 62 tackles with eight sacks and 15.5 tackles for loss...Two-time first-team all-conference and All-Marion County selection...Rated the No. 3 prospect in Indiana and the No. 160 prospect nationally by 247Sports.com...Rated the No. 14 defensive tackle nationally and the No. 239 prospect overall by Rivals.com...Also lettered in basketball...Selected to the 2013 Indiana All-Star team in basketball...Added to the Hoosier Basketball Magazine North/South All-Star team as a junior...Helped basketball team win state championship as a freshman.



MAX McCAFFREY


83

WR | 6-2 | 196 | Rookie | Duke | 05/17/94

Signed by Oakland Raiders as an undrafted free agent, May 10, 2016...Played four years at Duke, seeing action in 53 games with 38 starts...Totaled 117 career receptions for 1,341 yards and 12 TDs...Logged multiple receptions in 29 career games...Became the 18th player in Duke history to reach the 100-catch mark...Two-time Academic All-ACC honoree...Started all 13 games as a senior...Recorded 52 receptions for 643 yards and five TDs...Led team in receptions, yardage and TDs...Had a career-high nine catches for 90 yards against Miami (Fla.)...Caught six passes for a season-high 94 yards and two TDs at Virginia Tech...Also had two TDs at Wake Forest...Had at least one catch in each game...Named Academic All-ACC...Started all 13 games as a junior...Notched 37 catches for 385 yards and three TDs...Ranked third on team in catches, yardage and TDs...Logged a season-high seven catches for 79 yards and two TDs against Kansas...Had a TD at Georgia Tech...

Had five catches against both Elon and North Carolina...As a sophomore, played in 14 games with 12 starts...Caught 26 passes for 282 yards and four TDs...Had at least one reception in 11 games...Had a season-high four catches against both Troy and Virginia...Totaled a season-high 54 receiving yards with one TD against Troy...Also had TD receptions against Pittsburgh, Navy and Wake Forest...Named program's co-Most Improved Offensive Player...As a freshman, played in 13 games totaling two catches for 31 yards...Attended Valor Christian High School in Highlands Ranch, Colo. ...Played for Head Coach Brent Vieselmeyer, who is currently the Raiders' assistant linebackers coach...Helped team to a 39-3 record including undefeated, 14-0, campaigns in both 2009 and 2011...Member of three straight state championship squads...Listed as the No. 68 wide receiver in the country according to Scout.com...As a senior, caught 40 passes for 833 yards and eight TDs...Also led the defense with three INTs and eight passes defended...Returned an INT for a 25-yard TD in the state championship game...First-team all-state and All-Colorado selection by the Denver Post...As a junior, caught 11 passes for 197 yards and three TDs...Named All-Colorado by the Denver Post...Also lettered in basketball and track and field...Father, Ed, played 13 seasons in the NFL with the New York Giants (1991-93), San Francisco 49ers (1994) and Denver Broncos (1995-03)...Father totaled 565 career receptions for 7,422 yards and 55 TDs, while playing on three Super Bowl championship teams (XXIX with San Francisco; XXXII and XXXIII with Denver)...Brother, Christian, broke the NCAA record for all-purpose yards (3,864) as a junior at Stanford and was runner-up for the Heisman Trophy in 2015.

UNDRAFTED FREE AGENTS




JAYDON MICKENS

19

WR | 5-10 | 174 | Rookie | Washington | 04/21/94

Signed by Oakland Raiders as an undrafted free agent, May 12, 2016...Played four years at Washington, seeing action in 53 games...Totalled 203 career catches for 2,187 yards and 12 TDs...Finished career ranked second in program history in catches and fifth in receiving yards...Also had 32 career rushes for 190 yards and three TDs...As a senior, played in 13 games with 11 starts...Hauled in 58 passes for 692 yards and two TDs...Also had a rushing TD...Caught five passes for 67 yards against Utah...Totalled five catches for 100 yards at Arizona State, moving into second place on Washington's career list for receptions...Had seven receptions for 59 yards and one TD at Oregon State...Caught eight passes for 95 yards and recorded a 29-yard rushing TD against Southern Mississippi in the Heart of Dallas Bowl...As a junior, played in all 14 games with 11 starts...Posted 60 receptions for 617 yards and four TDs...Rushed a career-high 17 times for

103 yards and two TDs...Had eight receptions for 56 yards and one TD against Georgia State...Posted three catches for 32 yards and one TD against Stanford...Hauled in a career-high 10 passes for 69 yards at California...Scored on a 54-yard reception and a 36-yard run against Oregon State, finishing with five receptions for 84 yards and two carries for 41 yards...Had a game-high seven catches for 82 yards and one TD, and added a 31-yard rushing TD against Oklahoma in the Cactus Bowl...As a sophomore, played in 13 games with 12 starts...Had a career-high 65 catches for 688 yards and five TDs...Totalled nine receptions for 109 yards against Boise State...Also led the team with eight catches for 51 yards and one TD at Illinois...Had nine receptions for 59 yards and one TD at Stanford...Caught six passes for a career-high 180 yards against California, scoring on 68- and 47-yard receptions...Had five catches for 29 yards and one TD at UCLA...As a freshman, played in 13 games...Posted 20 catches for 190 yards and one TD...Also returned 19 kickoffs for 408 yards...Had three kick returns for 83 yards against USC...Caught an 18-yard TD against Colorado...Attended Dorsey High School in Los Angeles, Calif. ...Played quarterback, running back and wide receiver during his high school career...Named first-team all-city at running back as a senior...Helped lead team to an 11-2 overall record and a trip to the semifinals of the CIF Los Angeles Section Division I playoffs...Played in the Semper Fidelis All-American Game following senior season, earning co-Most Valuable Player honors...As a junior, earning second-team all-city honors as a wide receiver...Helped Dorsey to a 10-2 record and the City Section quarterfinals...As a sophomore, named second-team all-city...Named a SuperPrep All-American...Named to the Tacoma News-Tribune "Western-100" listing...Ranked the No. 11 "athlete" recruit in the nation, the No. 26 overall prospect in California and the No. 142 overall recruit in the country by Rivals.com...Also a sprinter and long jumper in track and field...First name is pronounced Jay-DAWN.




RYAN O'MALLEY

85

TE | 6-6 | 258 | Rookie | Pennsylvania | 07/24/93

Signed by Oakland Raiders as an undrafted free agent, May 10, 2016...Played four years at Penn, playing in 40 games...Totalled 43 career receptions for 495 yards and nine TDs...As a senior, saw action in all 10 games...Ranked fourth on the team with a career-high 20 catches for 202 yards and three TDs...Helped Penn win the program's 17th Ivy League championship, racking up 143 yards and two TDs against conference opposition...Earned second-team All-Ivy honors for the second straight year...As a junior, played in all 10 games and finished the season with seven receptions for 107 yards and two TDs...Named second-team All-Ivy...Had a season-high three catches for 58 yards and one TD at Fordham...Posted two receptions for 19 yards and one TD against Harvard...Named to 2014 Preseason College Football Performance Awards (CFPA) Tight End Watch List...

Key blocker for the second-best passing offense in the Ivy League, and protected quarterback Alek Torgersen, who finished with the second-best offensive season in program history (2,785 total yards) and ranked third in the nation in completions per game...As a sophomore, started all 10 games...Finished with 10 catches for 93 yards and two TDs...Had at least one catch in each of the season's final seven games...Had a season-high three receptions and two TDs at William & Mary...Posted a season-long 23-yard reception against Princeton...Caught a two-point conversion at Harvard...As a redshirt freshman, played in all 10 games...Helped Penn to an Ivy League championship...Finished with six catches for 93 yards and two TDs...Recorded first career reception against Villanova...Had a 23-yard reception at Yale...Hauled in first career TD at Princeton...Also had a TD in conference-clinching win over Harvard...Had a season-high two catches for 31 yards at Cornell...Did not play as a true freshman...Attended Summit (N.J.) High School...Lettered three years in football, serving as team captain as a senior...Named first-team all-county and first-team all-conference as a senior...Named first-team all-state (Group 2) and second-team all-state (all groups)...Member of 2009 state championship team that went 12-0...Also a two-year letterwinner in track and field and basketball.



ONI OMOILE


67

G | 6-2 | 310 | Rookie | Iowa State | 06/24/93

Signed by Oakland Raiders as an undrafted free agent, May 10, 2016...Played four years at Iowa State...Played in 31 career games with 21 starts...As a senior, started all 11 games...Paved the way for RB Mike Warren, who rushed for the fifth-highest single-season yardage total (1,339) in program history...Helped Iowa State average 182.0 rushing yards per game...As a junior, played in seven games...Made lone start of the season against West Virginia...As a sophomore, played in seven games...Made first career start against Texas...Started final nine games of the season...Recovered two fumbles, including one in the second overtime of a win at West Virginia...As a redshirt freshman, saw action against Western Illinois and Kansas...Attended Coppell (Texas) High School...Three-star recruit as a senior...Named honorable mention all-state...An all-district honoree...Helped lead team to a 13-1 record and a district championship...Did not allow a sack...As a

junior, earned honorable mention all-district honors...Also lettered in track and field, earning regional qualifier status in the shot put...A prince by definition in Nigeria, where he is descended from leadership in the Oki Village, which is part of Agbor Kingdom in Delta state...Cousin, Kelechi Osemele, was signed by the Raiders as a free agent in 2016 after playing four years with the Baltimore Ravens...Name is pronounced OH-nee oh-MOY-lay.

UNDRAFTED FREE AGENTS



JALEN RICHARD

46

RB | 5-8 | 207 | Rookie | Southern Mississippi | 10/15/93

Signed by Oakland Raiders as an undrafted free agent, May 16, 2016...Signed by Raiders after participating on a tryout basis at the team's rookie mini-camp in May...Played four years at Southern Miss, playing in 41 games with 29 starts...Totaled 2,082 career rushing yards on 397 carries with 19 TDs...Also caught 83 passes for 675 yards and five TDs...As a senior, played in 13 games with 12 starts...Ranked second on the team with 1,098 rushing yards on 185 carries (5.9 avg.), and 14 TDs...Had 30 receptions for 284 yards and two TDs...Led the team with 20 punt returns for 92 yards (4.6 avg.)...Had three kickoff returns for 145 yards (48.3 avg.) and one TD...Named first-team All-Conference-USA...Racked up 230 rushing yards on 27 carries and four TDs against Texas State...Broke free for a season-long 64-yard TD run...Rushed 25 times for 114 yards and one TD against UTSA...Also had a 53-yard reception, which marked a season long...Totaled 127 yards on 20 carries

and returned a kickoff 95 yards for a TD against Charlotte...Had a 60-yard TD run against Rice...Recorded 16 rushes for 161 yards and four TDs against Old Dominion...Posted three catches for 43 yards and one TD against Louisiana Tech...As a junior, played in seven games with three starts...Missed five games due to injury...Tallied 459 all-purpose yards, including 236 rushing yards on 40 carries and 184 receiving yards on 24 catches...Rushed for a season-high 91 yards on six carries with one TD against UAB...Added 34 receiving yards with a TD against the Blazers...Had eight receptions for a season-high 71 yards at North Texas...As a sophomore, played in 11 games with eight starts...Had 85 carries for 322 yards...Also had 21 receptions for 168 yards and one TD...Totaled 14 carries for a season-high 94 yards at Arkansas...Had a season-high 45 receiving yards against Marshall...As a freshman, played in 10 games with six starts...Ranked second on the team with 426 rushing yards on 87 carries and four TDs...Scored two TDs against UCF...Returned 10 kickoffs for 259 yards...Also had eight catches for 39 yards and one TD...Attended Peabody Magnet High School in Alexandria, La...Rated as the No. 136 running back in the nation by ESPN.com...A two-star prospect by Rivals.com, Scout.com and ESPN.com...Named first-team all-district and all-area as a sophomore and junior...Rushed for 2,289 yards on 236 carries, while adding 140 yards on 13 receptions...Totalled 33 TDs...Also lettered in track and field...Finished third in the district in the 100-meters and second in the 200-meters...Name is pronounced JAY-linn ree-SHARD.



GREG TOWNSEND JR.

94

DE | 6-2 | 258 | Rookie | USC | 12/11/92

Signed by Oakland Raiders as an undrafted free agent, May 11, 2016...Played four years at USC, playing in 32 games with 15 starts...Totaled 68 career tackles, including 11 tackles for loss and 6.5 sacks...Started 13 games at defensive end as a senior...Recorded 44 tackles, including 6.5 for losses of 17 yards...Also had three sacks for losses totaling eight yards...Invited to the 2015 NFLPA Collegiate Bowl...Credited with a half sack against Stanford...Notched a season-high six tackles, including 1.5 tackles for loss and a half sack, against Washington...Recorded four tackles and a sack at Notre Dame...Posted two tackles against Stanford in the Pac-12 Championship game...Credited with a sack against Wisconsin in the Holiday Bowl...As a junior, appeared in nine games with two starts...Recorded nine tackles including three tackles for loss...Posted two sacks...Had a sack for a nine-yard loss against Washington State...Also had a sack against Colorado...As a sophomore, missed season

after suffering an ankle and knee injury in fall camp...As a redshirt freshman, played in 10 games and totaled 15 tackles and 1.5 sacks...Recorded three tackles and a sack against Hawaii in his first collegiate game...Notched two tackles and a half sack against Colorado...Attended Beverly Hills (Calif.) High School...As a senior, garnered numerous honors including Super Prep All-American, PrepStar All-American, Under Armour All-American, ESPN-150, Rivals-100, PrepStar Dream Team, Super Prep All-Far West, PrepStar All-West, Orange County Register Fab-15 first team, Long Beach Press-Telegram Best in the West first team, Tacoma News Tribune Western-100, Cal-Hi Sports all-state Second Team, All-CIF Western Division and All-Ocean League Defensive MVP recognition...As a junior racked up 73 tackles, 7.5 sacks, three forced fumbles, one fumble recovery and three blocked PATs en route to Cal-Hi Sports All-State Underclass Second Team and All-CIF Western Division honors...As a sophomore, had 38 tackles and three sacks...Also played basketball...Father, Greg, is the Raiders' all-time leader with 107.5 career sacks...Father was a four-time All-Pro in 13 NFL seasons, 12 as a member of the Silver and Black (1983-993, 1997) and one with the Philadelphia Eagles (1994)...He was a member of the Raiders' Super Bowl XVIII Championship team in 1983 when he set the franchise's rookie record with 10.5 sacks.



TERRAN VAUGHN

68

G/C | 6-3 | 306 | Rookie | Stephen F. Austin | 03/30/94

Signed by Oakland Raiders as an undrafted free agent, May 12, 2016...Played four years at Stephen F. Austin, playing in 46 games with 38 starts...Played primarily at right guard...As a senior, started all 11 games at right guard...Helped offense average 427.9 yards and 28.7 points per game...Credited with a solo tackle at TCU...As a junior, played in 13 games with 11 starts at right guard...Named honorable mention All-Southland Conference...Helped the Lumberjacks average 460.8 yards per game, including 207.4 rushing yards per contest and a program-best 5.2 yards per rushing attempt...Helped pave the way for RB Gus Johnson, who was tabbed for Southland Conference Player of the Year and first-team All American honors after rushing for a school-record 1,683 yards and 23 TDs...As a sophomore, played in all 12 games with nine starts...Helped Johnson eclipse the 1,000-yard mark on the ground and blocked for QB Brady Attaway, who

passed for 4,268 yards...As a freshman, played in 10 games with seven starts...One of two freshmen to start for the Lumberjacks...Helped team lead the nation in passing and rank No. 10 in the nation in pass protection...Attended Ozen High School in Beaumont, Texas...Named 2011 first-team All-District 20-4A...Garnered Port Arthur News Super Team recognition...An honorable mention academic all-state selection...First name is pronounced TAIR-in.

UNDRAFTED FREE AGENTS



TORIAN WHITE

64

OL | 6-6 | 318 | Rookie | Hampton | 04/23/93

Signed by Oakland Raiders as an undrafted free agent, May 16, 2016...Signed by Raiders after participating on a tryout basis at the team's rookie mini-camp in May...Played two seasons at Hampton after transferring from UCLA...As a senior, started 10 games...Named first-team All-MEAC...Named VaSID second-team all-state...A BoXtoRow HBCU All-American Honorable Mention selection...Helped Pirates rush for 126.2 yards per game, ranking seventh in the MEAC...Helped RB Dwayne Garrett rush for 147 yards against Florida A&M...Did not concede a sack through the first three games of the season and went for a five-game stretch without allowing a sack...Part of an offense that ranked second in the MEAC in total offense (359.1 ypg.) and passing (227.5 ypg.)...Invited to the 2016 NFLPA Collegiate Bowl...As a junior, played in eight games with seven starts...Part of an offensive line that helped Hampton average 163.2 rushing

yards per game, which ranked fifth in the MEAC...Helped RB Jorrian Washington rank fifth in the conference in rushing (75.8 yards per game)...Blocked for four single-game 100-yard rushers, including two in one game at Delaware State...As a sophomore at UCLA, started four games before missing the remainder of the season due to injury...As a redshirt freshman, started all 14 games at left tackle...Helped pave the way for RB Johnathan Franklin, who set a program record for single season and career rushing yards...Redshirted as a true freshman...Attended Lakewood (Calif.) High School...Ranked as the No. 43 offensive tackle in the nation by Scout.com...Rated the No. 5 offensive tackle in the West by Scout.com...A PrepStar all-region selection...Rated as the No. 47 overall player in Calif./Hawaii/Nev. by SuperPrep...Named a three-star recruit by Scout.com, Rivals.com and ESPN.com...Member of the Tacoma News-Tribune Western-100...Selected GoldenStatePreps.com All-Southern California Second Team...Played in Offense/Defense All-Star Game...Helped team capture school's first league title in 26 years...Helped the team advance to the CIF Pac-5 semifinals in 2008 and 2009, and helped team finish with a 10-3 record in 2010...Also lettered in volleyball and basketball.



KYRIE WILSON

44

LB | 6-2 | 228 | Rookie | Fresno State | 11/05/92

Signed by Oakland Raiders as an undrafted free agent, May 10, 2016...Played four years at Fresno State, playing in 51 games with 38 starts...Amassed 271 tackles (155 solo), 4.5 sacks, 17 tackles for loss, five forced fumbles, eight passes defended and two INTs...Started 31 straight games before missing a game due to injury during senior season...Finished career ranked No. 11 on Fresno State's all-time tackles list...As a senior, played in 11 games with 11 starts...Posted 74 tackles (35), three tackles for loss and two forced fumbles...Ranked third on the team in tackles...Posted 10 tackles against both Utah and Colorado State...As a junior, started all 14 games...Ranked third on the team with 90 tackles (52), one sack, 6.5 tackles for loss, two forced fumbles and two INTs...Posted six tackles, two tackles for loss and one INT against San Jose State...Named Mountain West Conference Defensive Player of the Week for his effort against the Spartans...Recorded a season-high 13 tackles at USC...Had 10 tackles at New Mexico and 10 stops at Boise State...Led the Bulldogs in tackles three times on the season...As a sophomore, started all 13 games...Finished tied for second on the team with 87 tackles (52)...Had 3.5 sacks, five tackles for loss, six passes defended and one forced fumble...Had a season-high 11 tackles (eight) at Hawaii...Had six or more tackles in 10 games...Forced a fumble against San Jose State...Recorded seven tackles and two sacks in the Mountain West Conference Championship game against Utah State...As a redshirt freshman, played in all 13 games...Had 20 tackles (16), two tackles for loss and two passes defended...Blocked a punt at New Mexico...Had a season-high six tackles against Hawaii...Attended Ridgeview High School in Bakersfield, Calif. ...Racked up 40 career receptions and six TDs as a tight end...Named Southwest Yosemite League Defensive MVP as a senior...Named All-Southwest Yosemite League as a junior...Three-star recruit and ranked No. 100 nationally at his position by Rivals.com...First name is pronounced Ky-REE.

recorded a season-high 13 tackles at USC...Had 10 tackles at New Mexico and 10 stops at Boise State...Led the Bulldogs in tackles three times on the season...As a sophomore, started all 13 games...Finished tied for second on the team with 87 tackles (52)...Had 3.5 sacks, five tackles for loss, six passes defended and one forced fumble...Had a season-high 11 tackles (eight) at Hawaii...Had six or more tackles in 10 games...Forced a fumble against San Jose State...Recorded seven tackles and two sacks in the Mountain West Conference Championship game against Utah State...As a redshirt freshman, played in all 13 games...Had 20 tackles (16), two tackles for loss and two passes defended...Blocked a punt at New Mexico...Had a season-high six tackles against Hawaii...Attended Ridgeview High School in Bakersfield, Calif. ...Racked up 40 career receptions and six TDs as a tight end...Named Southwest Yosemite League Defensive MVP as a senior...Named All-Southwest Yosemite League as a junior...Three-star recruit and ranked No. 100 nationally at his position by Rivals.com...First name is pronounced Ky-REE.

POSITIONAL ROSTER

OFFENSE

| # | Player | Pos |
|-----------------------|---------------------------|-------|
| OFFENSIVE LINE | | |
| 61 | Rodney Hudson | C |
| 62 | Ross Burbank | C |
| 64 | Torian White | OL |
| 65 | Mitch Bell | G |
| 66 | Gabe Jackson | G |
| 67 | Oni Omoile | G |
| 68 | Terran Vaughn | G/C |
| 70 | Kelechi Osemele | G/T |
| 71 | Menelik Watson | T |
| 72 | Donald Penn | T |
| 73 | Matt McCants | T |
| 74 | Vadal Alexander | G |
| 76 | Jon Feliciano | G/C |
| 77 | Austin Howard | T |
| 79 | Denver Kirkland | G |
| TIGHT ENDS | | |
| 81 | Mychal Rivera | TE |
| 82 | Gabe Holmes | TE |
| 85 | Ryan O'Malley | TE |
| 86 | Lee Smith | TE |
| 87 | Colton Underwood | TE |
| 88 | Clive Walford | TE |
| WIDE RECEIVERS | | |
| 9 | Joe Hansley | WR |
| 10 | Seth Roberts | WR |
| 13 | Nathan Palmer | WR |
| 15 | Michael Crabtree | WR |
| 16 | Johnny Holton | WR |
| 17 | Marvin Hall | WR |
| 18 | Andre Holmes | WR |
| 19 | Jaydon Mickens | WR |
| 80 | K.J. Brent | WR |
| 83 | Max McCaffrey | WR |
| 89 | Amari Cooper | WR |
| RUNNING BACKS | | |
| 22 | Taiwan Jones | RB |
| 26 | Roy Helu, Jr. | RB |
| 28 | Lataavius Murray | RB |
| 33 | DeAndré Washington | RB |
| 34 | George Atkinson III | RB |
| 45 | Marcel Reece | FB |
| 46 | Jalen Richard | RB |
| 49 | Jamize Olawale | FB/RB |
| QUARTERBACKS | | |
| 4 | Derek Carr | QB |
| 8 | Connor Cook | QB |
| 14 | Matt McGloin | QB |

DEFENSE

| # | Player | Pos |
|--------------------------|----------------------------|-------|
| DEFENSIVE LINE | | |
| 52 | Khalil Mack | DE |
| 63 | Branden Jackson | DL |
| 69 | Drew Iddings | DL |
| 75 | Darius Latham | DT |
| 78 | Justin Ellis | DT |
| 90 | Dan Williams | DT |
| 92 | Stacy McGee | DT |
| 93 | Leon Orr | DT |
| 94 | Greg Townsend Jr. | DE |
| 95 | Jihad Ward | DL |
| 96 | Denico Autry | DL |
| 97 | Mario Edwards Jr. | DE |
| 98 | Damontre Moore | DE |
| LINEBACKERS | | |
| 44 | Kyrie Wilson | LB |
| 47 | James Cowser | LB/DE |
| 50 | Ben Heeney | LB |
| 51 | Bruce Irvin | LB |
| 53 | Malcolm Smith | LB |
| 54 | Korey Toomer | LB |
| 55 | John Lotulelei | LB |
| 56 | Daren Bates | LB |
| 57 | Cory James | LB |
| 58 | Neiron Ball | LB |
| 91 | Shilique Calhoun | LB |
| DEFENSIVE BACKS | | |
| 20 | Nate Allen | S |
| 21 | Sean Smith | CB |
| 23 | Dexter McDonald | CB |
| 25 | DJ Hayden | CB |
| 27 | Reggie Nelson | S |
| 29 | David Amerson | CB |
| 30 | SaQwan Edwards | CB |
| 31 | Neiko Thorpe | CB |
| 32 | Antonio Hamilton | CB |
| 35 | Dewey McDonald | DB |
| 36 | Chris Hackett | DB |
| 37 | Chris Edwards | DB |
| 38 | TJ Carrie | CB |
| 39 | Keith McGill | CB |
| 40 | Kenneth Durden | CB |
| 41 | Brynden Trawick | S |
| 42 | Karl Joseph | S |
| 43 | Jimmy Hall | S |
| SPECIALISTS | | |
| 3 | Giorgio Tavecchio | K |
| 7 | Marquette King | P |
| 11 | Sebastian Janikowski | K |
| 48 | Andrew East | LS |
| 59 | Jon Condo | LS |
| RESERVE/SUSPENDED | | |
| 99 | Aldon Smith | LB |

ALPHABETICAL ROSTER

| # | Player | Pos | Ht | Wt | Birth Date | Age | NFL Exp | College | Hometown | How Acq. |
|----|-----------------------|-------|------|-----|------------|-----|---------|----------------------|------------------------|----------------|
| 74 | Alexander, Vadal | G | 6-5 | 326 | 03/23/94 | 22 | R | LSU | Burford, Ga. | D7-'16 |
| 20 | Allen, Nate | S | 6-0 | 210 | 11/30/87 | 28 | 7 | South Florida | Cape Coral, Fla. | UFA-'15 (Phi.) |
| 29 | Amerson, David | CB | 6-1 | 205 | 12/08/91 | 24 | 4 | North Carolina State | Greensboro, N.C. | W-'15 (Was.) |
| 34 | Atkinson III, George | RB | 6-1 | 220 | 11/29/92 | 23 | 1 | Notre Dame | Stockton, Calif. | FA-'15 |
| 96 | Autry, Denico | DL | 6-5 | 270 | 07/15/90 | 25 | 3 | Mississippi State | Albamarle, N.C. | FA-'14 |
| 58 | Ball, Neiron | LB | 6-3 | 235 | 08/20/92 | 23 | 2 | Florida | Jackson, Ga. | D5b-'15 |
| 56 | Bates, Daren | LB | 5-11 | 225 | 11/27/90 | 25 | 4 | Auburn | Olive Branch, Miss. | FA-'16 |
| 65 | Bell, Mitch | G | 6-3 | 345 | 09/12/92 | 23 | 1 | Louisiana Tech | Houston, Texas | FA-'15 |
| 80 | Brent, K.J. | WR | 6-3 | 202 | 08/06/93 | 22 | R | Wake Forest | Waxhaw, N.C. | FA-'16 |
| 62 | Burbank, Ross | C | 6-4 | 294 | 01/27/93 | 23 | R | Virginia | Virginia Beach, Va. | FA-'16 |
| 91 | Calhoun, Shillique | LB | 6-4 | 251 | 03/20/92 | 24 | R | Michigan State | Middletown, N.J. | D3-'16 |
| 4 | Carr, Derek | QB | 6-3 | 215 | 03/28/91 | 25 | 3 | Fresno State | Bakersfield, Calif. | D2-'14 |
| 38 | Carrie, TJ | CB | 6-0 | 205 | 07/28/90 | 25 | 3 | Ohio | Antioch, Calif. | D7a-'14 |
| 59 | Condo, Jon | LS | 6-3 | 240 | 08/26/81 | 34 | 10 | Maryland | Philipsburg, Pa. | FA-'06 |
| 8 | Cook, Connor | QB | 6-4 | 217 | 01/29/93 | 23 | R | Michigan State | Hinckley, Ohio | D4-'16 |
| 89 | Cooper, Amari | WR | 6-1 | 210 | 06/17/94 | 22 | 2 | Alabama | Miami, Fla. | D1-'15 |
| 47 | Cowser, James | LB/DE | 6-3 | 247 | 09/13/90 | 25 | R | Southern Utah | Fruit Heights, Utah | FA-'16 |
| 15 | Crabtree, Michael | WR | 6-1 | 215 | 09/14/87 | 28 | 8 | Texas Tech | Dallas, Texas | UFA-'15 (SF) |
| 40 | Durden, Kenneth | CB | 6-1 | 182 | 05/16/92 | 24 | R | Youngstown State | Valdosta, Ga. | FA-'16 |
| 48 | East, Andrew | LS | 6-2 | 220 | 09/17/91 | 24 | 1 | Vanderbilt | Indianapolis, Ind. | FA-'16 |
| 37 | Edwards, Chris | DB | 6-1 | 218 | 12/23/92 | 23 | R | Idaho | Detroit, Mich. | FA-'16 |
| 30 | Edwards, SaQwan | CB | 6-0 | 200 | 05/13/92 | 24 | 1 | New Mexico | Houston, Texas | FA-'15 |
| 97 | Edwards Jr., Mario | DE | 6-3 | 280 | 01/25/94 | 22 | 2 | Florida State | Gautier, Miss. | D2-'15 |
| 78 | Ellis, Justin | DT | 6-2 | 335 | 12/27/90 | 25 | 3 | Louisiana Tech | Monroe, La. | D4a-'14 |
| 76 | Feliciano, Jon | G/C | 6-4 | 325 | 02/10/92 | 24 | 2 | Miami (Fla.) | Davie, Fla. | D4-'15 |
| 36 | Hackett, Chris | DB | 6-0 | 195 | 08/03/93 | 22 | 1 | TCU | Tyler, Texas | FA-'15 |
| 43 | Hall, Jimmy | S | 6-1 | 230 | 11/18/91 | 24 | 2 | Northwestern | Toledo, Ohio | FA-'15 |
| 17 | Hall, Marvin | WR | 5-10 | 190 | 04/10/93 | 23 | R | Washington | Los Angeles, Calif. | FA-'16 |
| 32 | Hamilton, Antonio | CB | 6-0 | 188 | 01/24/93 | 23 | R | South Carolina State | Johnston, S.C. | FA-'16 |
| 9 | Hansley, Joe | WR | 5-9 | 168 | 02/07/94 | 22 | R | Colorado State | Highlands Ranch, Colo. | FA-'16 |
| 25 | Hayden, DJ | CB | 5-11 | 190 | 06/27/90 | 26 | 4 | Houston | Houston, Texas | D1-'13 |
| 50 | Heeney, Ben | LB | 6-0 | 230 | 05/13/92 | 24 | 2 | Kansas | Hutchinson, Kan. | D5a-'15 |
| 26 | Helu, Jr., Roy | RB | 5-11 | 220 | 12/07/88 | 27 | 6 | Nebraska | Danville, Calif. | UFA-'15 (Was.) |
| 18 | Holmes, Andre | WR | 6-4 | 210 | 06/16/88 | 28 | 5 | Hillsdale | Elk Grove, Ill. | W-'13 (NE) |
| 82 | Holmes, Gabe | TE | 6-5 | 255 | 03/29/91 | 25 | 2 | Purdue | Miramar, Fla. | FA-'15 |
| 16 | Holton, Johnny | WR | 6-1 | 188 | 08/22/91 | 24 | R | Cincinnati | Miami, Fla. | FA-'16 |
| 77 | Howard, Austin | T | 6-7 | 330 | 03/22/87 | 29 | 7 | Northern Iowa | Davenport, Iowa | UFA-'14 (NYI) |
| 61 | Hudson, Rodney | C | 6-2 | 300 | 07/12/89 | 26 | 6 | Florida State | Mobile, Ala. | UFA-'15 (KC) |
| 69 | Iddings, Drew | DL | 6-5 | 290 | 03/16/93 | 23 | R | South Dakota | Rapid City, S.D. | FA-'16 |
| 51 | Irvin, Bruce | LB | 6-3 | 250 | 11/01/87 | 28 | 5 | West Virginia | Atlanta, Ga. | UFA-'16 (Sea.) |
| 63 | Jackson, Brandon | DL | 6-4 | 268 | 11/11/92 | 23 | R | Texas Tech | McKeesport, Pa. | FA-'16 |
| 66 | Jackson, Gabe | G | 6-3 | 335 | 07/12/91 | 24 | 3 | Mississippi State | Liberty, Miss. | D3-'14 |
| 57 | James, Cory | LB | 6-1 | 229 | 05/22/93 | 23 | R | Colorado State | Del Rio, Texas | D6-'16 |
| 11 | Janikowski, Sebastian | K | 6-1 | 265 | 03/02/78 | 38 | 17 | Florida State | Daytona Beach, Fla. | D1-'00 |
| 22 | Jones, Taiwan | RB | 6-0 | 195 | 07/26/88 | 27 | 6 | Eastern Washington | Antioch, Calif. | D4b-'11 |
| 42 | Joseph, Karl | S | 5-10 | 207 | 09/08/93 | 22 | R | West Virginia | Orlando, Fla. | D1-'16 |
| 7 | King, Marquette | P | 6-0 | 195 | 10/26/88 | 27 | 5 | Fort Valley State | Macon, Ga. | FA-'12 |
| 79 | Kirkland, Denver | G | 6-4 | 335 | 03/06/94 | 22 | R | Arkansas | Miami, Fla. | FA-'16 |
| 75 | Latham, Darius | DT | 6-4 | 306 | 11/09/94 | 21 | R | Indiana | Indianapolis, Ind. | FA-'16 |
| 55 | Lutulelei, John | LB | 5-11 | 235 | 12/04/91 | 24 | 4 | UNLV | Kihei, Hawaii | FA-'15 |
| 52 | Mack, Khalil | DE | 6-3 | 250 | 02/22/91 | 25 | 3 | Buffalo | Rort Pierce, Fla. | D1-'14 |
| 83 | McCaffrey, Max | WR | 6-2 | 196 | 05/17/94 | 22 | R | Duke | Castle Rock, Colo. | FA-'16 |
| 73 | McCants, Matt | T | 6-6 | 310 | 08/18/89 | 26 | 4 | UAB | Mobile, Ala. | FA-'13 |
| 35 | McDonald, Dewey | DB | 6-0 | 220 | 06/10/90 | 26 | 2 | California (Pa.) | Ransom, WVa. | FA-'15 |
| 23 | McDonald, Dexter | CB | 6-1 | 200 | 11/30/91 | 24 | 2 | Kansas | Kansas City, Mo. | D7c-'15 |
| 92 | McGee, Stacy | DT | 6-3 | 310 | 01/17/90 | 26 | 4 | Oklahoma | Muskogee, Okla. | D6d-'13 |
| 39 | McGill, Keith | CB | 6-3 | 210 | 03/09/89 | 27 | 3 | Utah | La Mirada, Calif. | D4b-'14 |
| 14 | McGloin, Matt | QB | 6-1 | 210 | 12/02/89 | 26 | 4 | Penn State | Scranton, Pa. | FA-'13 |
| 19 | Mickens, Jaydon | WR | 5-10 | 174 | 04/21/94 | 22 | R | Washington | Los Angeles, Calif. | FA-'16 |
| 98 | Moore, Damontre | DE | 6-5 | 250 | 09/11/92 | 23 | 4 | Texas A&M | Garland, Texas | FA-'16 |
| 28 | Murray, Lataivus | RB | 6-3 | 230 | 01/18/90 | 26 | 4 | UCF | Nedrow, N.Y. | D6b-'13 |
| 27 | Nelson, Reggie | S | 5-11 | 210 | 09/21/83 | 32 | 10 | Florida | Melbourne, Fla. | UFA-'16 (Cin.) |
| 49 | Olawale, Jamize | FB/RB | 6-1 | 240 | 04/17/89 | 27 | 4 | North Texas | Long Beach, Calif. | FA-'12 |
| 85 | O'Malley, Ryan | TE | 6-6 | 258 | 07/24/93 | 22 | R | Pennsylvania | Summit, N.J. | FA-'16 |
| 67 | Omoile, Oni | G | 6-2 | 310 | 06/24/93 | 23 | R | Iowa State | Coppell, Texas | FA-'16 |
| 93 | Orr, Leon | DT | 6-5 | 320 | 02/11/92 | 24 | 1 | Florida | New Port Richey, Fla. | FA-'15 |
| 70 | Osemele, Kelechi | G/T | 6-5 | 330 | 06/24/89 | 27 | 5 | Iowa State | Houston, Texas | UFA-'16 (Bal.) |
| 13 | Palmer, Nathan | WR | 5-11 | 200 | 04/14/89 | 27 | 2 | Northern Illinois | Elkhart, Ind. | FA-'16 |
| 72 | Penn, Donald | T | 6-4 | 315 | 04/27/83 | 33 | 11 | Utah State | Inglewood, Calif. | FA-'14 |
| 46 | Reece, Marcel | FB | 6-1 | 250 | 06/23/85 | 31 | 7 | Washington | Inglewood, Calif. | FA-'08 |
| 45 | Richard, Jalen | RB | 5-8 | 207 | 10/15/93 | 22 | R | Southern Mississippi | Alexandria, La. | FA-'16 |
| 81 | Rivera, Mychal | TE | 6-3 | 245 | 09/08/90 | 25 | 4 | Tennessee | Valencia, Calif. | D6c-'13 |

ALPHABETICAL ROSTER

| # | Player | Pos | Ht | Wt | Birth Date | Age | NFL Exp | College | Hometown | How Acq. |
|----|---------------------|-----|------|-----|------------|-----|---------|-------------------|-----------------------|----------------|
| 10 | Roberts, Seth | WR | 6-2 | 195 | 02/22/91 | 25 | 2 | West Alabama | Moultrie, Ga. | FA-'14 |
| 86 | Smith, Lee | TE | 6-6 | 265 | 11/21/87 | 28 | 6 | Marshall | Powell, Tenn. | UFA-'15 (Buf.) |
| 53 | Smith, Malcolm | LB | 6-0 | 225 | 07/05/89 | 26 | 6 | USC | Northridge, Calif. | UFA-'15 (Sea.) |
| 21 | Smith, Sean | CB | 6-3 | 220 | 07/14/87 | 28 | 8 | Utah | Pasadena, Calif. | UFA-'16 (KC) |
| 3 | Tavecchio, Giorgio | K | 5-10 | 180 | 07/16/90 | 25 | 1 | California | Milan, Italy | FA-'15 |
| 31 | Thorpe, Neiko | CB | 6-1 | 200 | 02/01/90 | 26 | 4 | Auburn | Tucker, Ga. | FA-'14 |
| 54 | Toomer, Korey | LB | 6-2 | 235 | 12/09/88 | 27 | 3 | Idaho | Las Vegas, Nev. | FA-'15 |
| 94 | Townsend Jr., Greg | DE | 6-2 | 258 | 12/11/92 | 23 | R | USC | Beverly Hills, Calif. | FA-'16 |
| 41 | Trawick, Brynden | S | 6-2 | 225 | 10/23/89 | 26 | 4 | Troy | Marietta, Ga. | FA-'16 |
| 87 | Underwood, Colton | TE | 6-3 | 255 | 01/26/92 | 24 | 1 | Illinois State | Washington, Ill. | FA-'15 |
| 68 | Vaughn, Terran | G/C | 6-3 | 306 | 03/30/94 | 22 | R | Stephen F. Austin | Beaumont, Texas | FA-'16 |
| 88 | Walford, Clive | TE | 6-4 | 250 | 10/01/91 | 24 | 2 | Miami (Fla.) | Belle Glade, Fla. | D3-'15 |
| 95 | Ward, Jihad | DL | 6-5 | 297 | 05/11/94 | 22 | R | Illinois | Philadelphia, Pa. | D2-'16 |
| 33 | Washington, DeAndre | RB | 5-8 | 204 | 02/22/93 | 23 | R | Texas Tech | Missouri City, Texas | D5-'16 |
| 71 | Watson, Menelik | T | 6-5 | 315 | 12/22/88 | 27 | 4 | Florida State | Manchester, England | D2-'13 |
| 64 | White, Torian | OL | 6-6 | 318 | 04/23/93 | 23 | R | Hampton | Inglewood, Calif. | FA-'16 |
| 90 | Williams, Dan | DT | 6-2 | 330 | 06/01/87 | 29 | 7 | Tennessee | Memphis, Tenn. | UFA-'15 (Ari.) |
| 44 | Wilson, Kyrie | LB | 6-2 | 228 | 11/05/92 | 23 | R | Fresno State | Bakersfield, Calif. | FA-'16 |

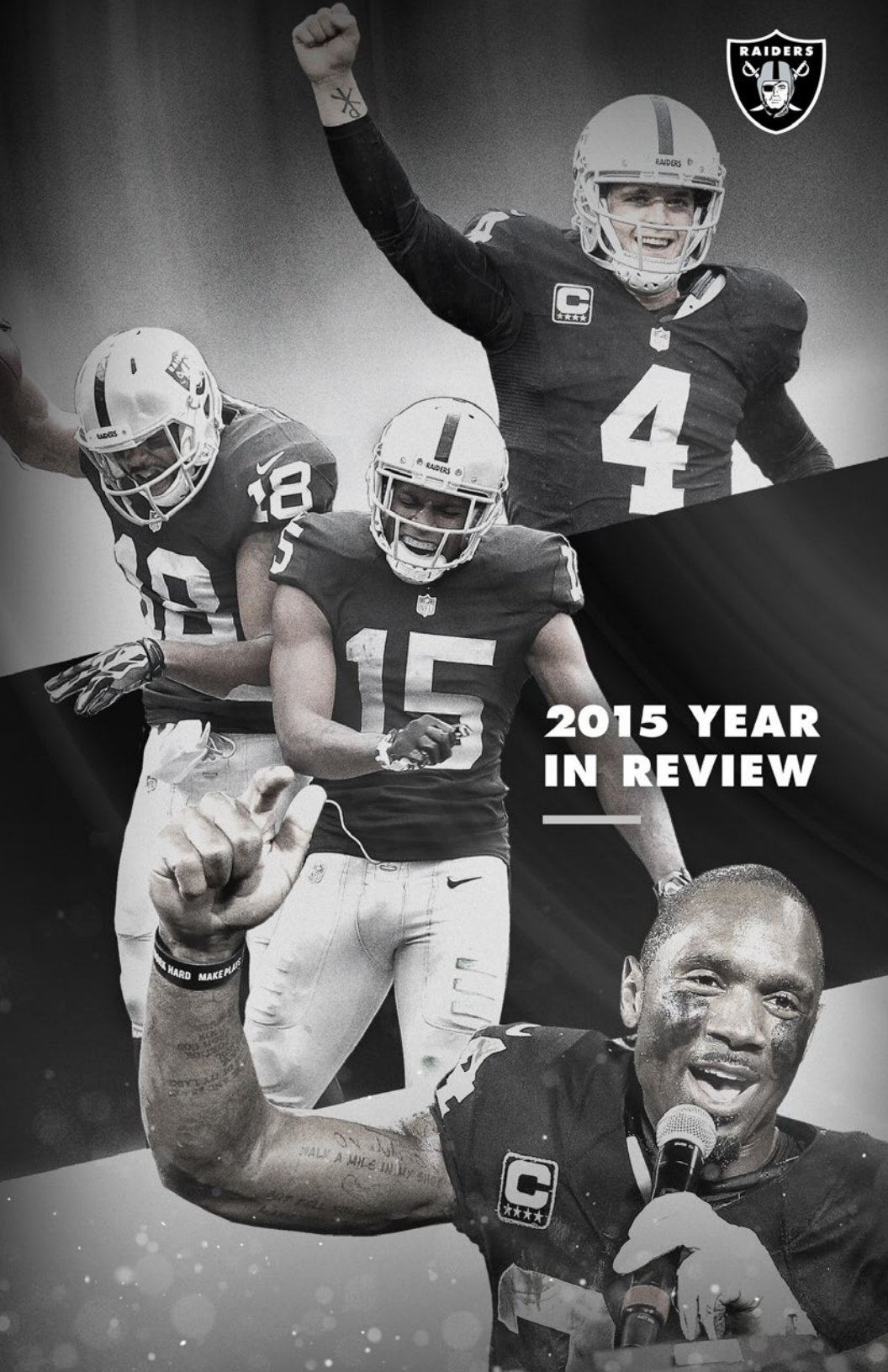
Reserve/Suspended

| | | | | | | | | | | |
|----|--------------|----|-----|-----|----------|----|---|----------|--------------|--------|
| 99 | Smith, Aldon | LB | 6-4 | 265 | 09/25/89 | 26 | 6 | Missouri | Raytown, Mo. | FA-'15 |
|----|--------------|----|-----|-----|----------|----|---|----------|--------------|--------|



NUMERICAL ROSTER

| # | Player | Pos. |
|----|----------------------|-------|
| 3 | Giorgio Tavecchio | K |
| 4 | Derek Carr | QB |
| 7 | Marquette King | P |
| 8 | Connor Cook | QB |
| 9 | Joe Hansley | WR |
| 10 | Seth Roberts | WR |
| 11 | Sebastian Janikowski | K |
| 13 | Nathan Palmer | WR |
| 14 | Matt McGloin | QB |
| 15 | Michael Crabtree | WR |
| 16 | Johnny Holton | WR |
| 17 | Marvin Hall | WR |
| 18 | Andre Holmes | WR |
| 19 | Jaydon Mickens | WR |
| 20 | Nate Allen | S |
| 21 | Sean Smith | CB |
| 22 | Taiwan Jones | RB |
| 23 | Dexter McDonald | CB |
| 25 | DJ Hayden | CB |
| 26 | Roy Helu, Jr. | RB |
| 27 | Reggie Nelson | S |
| 28 | Latavius Murray | RB |
| 29 | David Amerson | CB |
| 30 | SaQwan Edwards | CB |
| 31 | Neiko Thorpe | CB |
| 32 | Antonio Hamilton | CB |
| 33 | DeAndré Washington | RB |
| 34 | George Atkinson III | RB |
| 35 | Dewey McDonald | DB |
| 36 | Chris Hackett | DB |
| 37 | Chris Edwards | DB |
| 38 | TJ Carrie | CB |
| 39 | Keith McGill | CB |
| 40 | Kenneth Durden | CB |
| 41 | Brynden Trawick | S |
| 42 | Karl Joseph | S |
| 43 | Jimmy Hall | S |
| 44 | Kyrie Wilson | LB |
| 45 | Marcel Reece | FB |
| 46 | Jalen Richard | RB |
| 47 | James Cowser | LB/DE |
| 48 | Andrew East | LS |
| 49 | Jamize Olawale | FB/RB |
| 50 | Ben Heeney | LB |
| 51 | Bruce Irvin | LB |
| 52 | Khalil Mack | DE |
| 53 | Malcolm Smith | LB |



2015 YEAR IN REVIEW

PRESEASON

Fri., Aug. 14
Sat., Aug. 22
Sun., Aug. 30
Thu., Sept. 3

(1-3)

ST. LOUIS RAMS
at Minnesota Vikings
ARIZONA CARDINALS
at Seattle Seahawks

RESULT

W, 18-3
L, 12-20
L, 23-30
L, 21-31

ATTENDANCE

50,801
50,656
50,500
68,032

REGULAR SEASON

(7-9)

Sun., Sept. 13
Sun., Sept. 20
Sun., Sept. 27
Sun., Oct. 4
Sun., Oct. 11
Sun., Oct. 18
Sun., Oct. 25
Sun., Nov. 1
Sun., Nov. 8
Sun., Nov. 15
Sun., Nov. 22
Sun., Nov. 29
Sun., Dec. 6
Sun., Dec. 13
Sun., Dec. 20
Thu., Dec. 24
Sun., Jan. 3, 2016

CINCINNATI BENGALS
BALTIMORE RAVENS
at Cleveland Browns
at Chicago Bears
DENVER BRONCOS
Bye Week
at San Diego Chargers
NEW YORK JETS
at Pittsburgh Steelers
MINNESOTA VIKINGS
at Detroit Lions
at Tennessee Titans
KANSAS CITY CHIEFS
at Denver Broncos
GREEN BAY PACKERS
SAN DIEGO CHARGERS
at Kansas City Chiefs

L, 13-33
W, 37-33
W, 27-20
L, 20-22
L, 10-16
54,500
53,500
67,431
62,409
55,013
W, 37-29
W, 34-20
L, 35-38
L, 14-30
L, 13-18
W, 24-21
L, 20-34
W, 15-12
L, 20-30
W, 23-20 (OT)
L, 17-23
54,500
76,824
55,087
54,500
76,114

ATTENDANCE SUMMARY

Total preseason attendance: 219,989

Total regular season attendance: 971,127

Regular season home: 437,010

Regular season away: 534,117



2015 RAIDERS STATISTICS

| | Raiders | Opponent | RECEIVING | No. | Yds | Avg | Long | TD |
|--------------------------|-----------|----------|----------------------|------------|--------------|-------------|-------------|-----------|
| TOTAL FIRST DOWNS | 300 | 344 | Crabtree | 85 | 922 | 10.8 | 38t | 9 |
| Rushing | 74 | 94 | Cooper | 72 | 1,070 | 14.9 | 68t | 6 |
| Passing | 193 | 206 | Murray | 41 | 232 | 5.7 | 23 | 0 |
| Penalty | 33 | 44 | Roberts | 32 | 480 | 15.0 | 43 | 5 |
| 3rd Down: Made/Att | 86/220 | 84/224 | Rivera | 32 | 280 | 8.8 | 29 | 1 |
| 3rd Down Pct. | 39.1 | 37.5 | Reece | 30 | 269 | 9.0 | 55 | 3 |
| 4th Down: Made/Att | 5/13 | 9/17 | Walford | 28 | 329 | 11.8 | 33 | 3 |
| 4th Down Pct. | 38.5 | 52.9 | A. Holmes | 14 | 201 | 14.4 | 49t | 4 |
| POSSESSION AVG. | 29:19 | 30:41 | L. Smith | 12 | 70 | 5.8 | 17 | 1 |
| TOTAL NET YARDS | 5,336 | 5,818 | J. Ross LG | 9 | 88 | 9.8 | 18 | 0 |
| Avg. Per Game | 333.5 | 363.6 | Olawale | 9 | 84 | 9.3 | 15 | 0 |
| Total Plays | 1,008 | 1,085 | Helu, Jr. | 9 | 75 | 8.3 | 15 | 1 |
| Avg. Per Play | 5.3 | 5.4 | Jones | 7 | 106 | 15.1 | 59t | 1 |
| NET YARDS RUSHING | 1,457 | 1,678 | Streater | 1 | 8 | 8.0 | 8 | 0 |
| Avg. Per Game | 91.1 | 104.9 | Penn | 1 | 3 | 3.0 | 3 | 0 |
| Total Rushes | 370 | 406 | TEAM | 373 | 4,129 | 11.1 | 68t | 34 |
| NET YARDS PASSING | 3,879 | 4,140 | OPPONENTS | 404 | 4,351 | 10.8 | 59 | 35 |
| Avg. Per Game | 242.4 | 258.8 | | | | | | |
| Sacked/Yards Lost | 33/250 | 38/211 | INTERCEPTIONS | No. | Yds | Avg | Long | TD |
| Gross Yards | 4,129 | 4,351 | Woodson | 5 | 22 | 4.4 | 11 | 0 |
| Att./Completions | 605/373 | 641/404 | Amerson LG | 4 | 28 | 7.0 | 24t | 1 |
| Completion Pct. | 61.7 | 63.0 | Amerson TM | 4 | 28 | 7.0 | 24t | 1 |
| Had Intercepted | 14 | 14 | M. Smith | 1 | 27 | 27.0 | 27 | 0 |
| PUNTS/AVERAGE | 84/44.0 | 71/45.2 | Allen | 1 | 5 | 5.0 | 5 | 0 |
| NET PUNTING AVG. | 84/40.7 | 71/40.3 | Carrie | 1 | 2 | 2.0 | 2 | 0 |
| PENALTIES/YARDS | 139/1,102 | 104/943 | Hayden | 1 | 1 | 1.0 | 1 | 0 |
| FUMBLES/BALL LOST | 27/10 | 18/11 | Thorpe | 1 | -12 | -12.0 | -12 | 0 |
| TOUCHDOWNS | 42 | 41 | TEAM | 14 | 73 | 5.2 | 27 | 1 |
| Rushing | 7 | 12 | OPPONENTS | 14 | 381 | 27.2 | 74t | 3 |
| Passing | 34 | 25 | | | | | | |
| Returns | 1 | 4 | | | | | | |

| SCORE BY PERIODS | Q1 | Q2 | Q3 | Q4 | OT | PTS |
|-------------------------|-----|-----|----|-----|----|-----|
| RAIDERS | 58 | 136 | 84 | 78 | 3 | 359 |
| OPPONENTS | 102 | 96 | 63 | 138 | 0 | 399 |

| PUNTING | No. | Yds | Avg | Net | TB | In | Lg | B |
|------------------|-----------|--------------|-------------|-------------|----------|-----------|-----------|----------|
| King | 83 | 3,697 | 44.5 | 40.7 | 4 | 40 | 70 | 1 |
| TEAM | 84 | 3,697 | 44.0 | 40.7 | 4 | 40 | 70 | 1 |
| OPPONENTS | 71 | 3,210 | 45.2 | 40.3 | 4 | 19 | 67 | 0 |

| SCORING | TD | Ru | Pa | Rt | K-PAT | FG | S | PTS |
|------------------|-----------|-----------|-----------|----------|--------------|--------------|----------|------------|
| Janikowski | 0 | 0 | 0 | 0 | 38/39 | 21/26 | 0 | 101 |
| Crabtree | 9 | 0 | 9 | 0 | | | 0 | 54 |
| Cooper | 6 | 0 | 6 | 0 | | | 0 | 36 |
| Murray | 6 | 6 | 0 | 0 | | | 0 | 36 |
| Roberts | 5 | 0 | 5 | 0 | | | 0 | 32 |
| A. Holmes | 4 | 0 | 4 | 0 | | | 0 | 24 |
| Reece | 3 | 0 | 3 | 0 | | | 0 | 18 |
| Walford | 3 | 0 | 3 | 0 | | | 0 | 18 |
| Amerson LG | 1 | 0 | 0 | 1 | | | 0 | 6 |
| Amerson TM | 1 | 0 | 0 | 1 | | | 0 | 6 |
| Helu, Jr. | 1 | 0 | 1 | 0 | | | 0 | 6 |
| Jones | 1 | 0 | 1 | 0 | | | 0 | 6 |
| Olawale | 1 | 1 | 0 | 0 | | | 0 | 6 |
| Rivera | 1 | 0 | 1 | 0 | | | 0 | 6 |
| L. Smith | 1 | 0 | 1 | 0 | | | 0 | 6 |
| Autry | 0 | 0 | 0 | 0 | | | 1 | 2 |
| Mayowa | 0 | 0 | 0 | 0 | | | 1 | 2 |
| TEAM | 42 | 7 | 34 | 1 | 38/39 | 21/26 | 2 | 359 |
| OPPONENTS | 41 | 12 | 25 | 4 | 31/35 | 36/42 | 2 | 399 |

| PUNT RETURNS | Ret | FC | Yds | Avg | Long | TD |
|---------------------|-----------|-----------|------------|------------|-----------|----------|
| J. Ross LG | 24 | 14 | 214 | 8.9 | 42 | 0 |
| J. Ross TM | 14 | 9 | 105 | 7.5 | 22 | 0 |
| Carrie | 19 | 2 | 118 | 6.2 | 22 | 0 |
| Cooper | 8 | 0 | 41 | 5.1 | 18 | 0 |
| Thigpen TM | 1 | 2 | 1 | 1.0 | 1 | 0 |
| Alexander | 0 | 0 | 7 | --- | 7 | 0 |
| TEAM | 42 | 13 | 272 | 6.5 | 25 | 0 |
| OPPONENTS | 30 | 19 | 201 | 6.7 | 29 | 0 |

| KICKOFF RETURNS | No. | Yds | Avg | Long | TD |
|------------------------|-----------|--------------|-------------|------------|----------|
| Jones | 31 | 829 | 26.7 | 70 | 0 |
| J. Ross LG | 19 | 470 | 24.7 | 46 | 0 |
| J. Ross TM | 12 | 265 | 22.1 | 32 | 0 |
| Helu, Jr. | 4 | 85 | 21.3 | 37 | 0 |
| Reece | 2 | 32 | 16.0 | 18 | 0 |
| Roberts | 2 | 47 | 23.5 | 24 | 0 |
| L. Smith | 1 | 8 | 8.0 | 8 | 0 |
| Thigpen TM | 1 | 2 | 2.0 | 2 | 0 |
| TEAM | 53 | 1,268 | 23.9 | 70 | 0 |
| OPPONENTS | 35 | 795 | 22.7 | 93t | 1 |

| RUSHING | No. | Yds | Avg | Long | TD |
|------------------|------------|--------------|------------|------------|-----------|
| Murray | 266 | 1066 | 4.0 | 54 | 6 |
| Carr | 33 | 138 | 4.2 | 24 | 0 |
| Olawale | 24 | 110 | 4.6 | 19t | 1 |
| Jones | 16 | 74 | 4.6 | 19 | 0 |
| Helu, Jr. | 17 | 39 | 2.3 | 12 | 0 |
| Reece | 10 | 36 | 3.6 | 12 | 0 |
| J. Ross LG | 1 | 2 | 2.0 | 2 | 0 |
| Cooper | 3 | -3 | -1.0 | 2 | 0 |
| Woodson | 1 | -3 | -3.0 | -3 | 0 |
| TEAM | 370 | 1,457 | 3.9 | 54 | 7 |
| OPPONENTS | 406 | 1,678 | 4.1 | 80t | 12 |

| FIELD GOALS | 1-19 | 20-29 | 30-39 | 40-49 | 50+ |
|--------------------|------------|--------------|--------------|-------------|------------|
| Janikowski | 0/0 | 7/7 | 5/6 | 5/8 | 4/5 |
| TEAM | 0/0 | 7/7 | 5/6 | 5/8 | 4/5 |
| OPPONENTS | 2/2 | 11/11 | 11/12 | 9/13 | 3/4 |

Janikowski: ()(23G,46G,48G)(23G,35G)(29G,41G)
 (38B,40N,50G)(29G,32G,31G)(52N,52G,47G)()(48G,
 56G)(24G)(49N)(43N)(23G,30G)(50G,31G)(29G)
OPP: (32G,35G)(22G,21G,37G,31G)(24G,41G)(19G,
 54G,49G)(25G,20G,52G)(40G,44G)(40G,38G)(34G,38G,
 41N,18G)(20G,38G,53N,39B,34G)(29G,41G,51G)()(1
 (41G,35G,29G,20G,49N)(24G,21G,33G,49B)(47G,48N,
 45G)()

2015 RAIDERS STATISTICS

DEFENSE

| Player | TACKLES | | | | | INTERCEPTIONS | | | | FUMBLES | | | |
|-------------------|--------------|------------|------------|-------------|--------------|---------------|-----------|-----------|----------|------------|-----------|----------|-----------|
| | Total | Solo | Asst | Sk | Yds | No | Yds | Lg | TD | PD | FF | FR | Yds |
| Malcolm Smith | 143 | 98 | 45 | 4.0 | 22.0 | 1 | 27 | 27 | 0 | 7 | 2 | 0 | 0 |
| Charles Woodson | 96 | 68 | 28 | 0.0 | 0.0 | 5 | 22 | 11 | 0 | 10 | 1 | 3 | 36 |
| Curtis Lofton | 80 | 53 | 27 | 1.0 | 0.0 | 0 | 0 | 0 | 0 | 0 | 0 | 1 | 0 |
| Khalil Mack | 79 | 58 | 21 | 15.0 | 89.0 | 0 | 0 | 0 | 0 | 4 | 2 | 0 | 0 |
| DJ Hayden | 70 | 64 | 6 | 1.0 | 5.0 | 1 | 1 | 1 | 0 | 7 | 1 | 0 | 0 |
| David Amerson | 60 | 55 | 5 | 0.0 | 0.0 | 4 | 28 | 24t | 1 | 26 | 1 | 0 | 0 |
| Dan Williams | 59 | 34 | 25 | 1.0 | 3.5 | 0 | 0 | 0 | 0 | 3 | 0 | 1 | 0 |
| TJ Carrie | 53 | 43 | 10 | 0.0 | 0.0 | 1 | 2 | 2 | 0 | 11 | 1 | 0 | 0 |
| Mario Edwards Jr. | 41 | 31 | 10 | 2.0 | 10.0 | 0 | 0 | 0 | 0 | 2 | 3 | 0 | 0 |
| Ben Heeney | 39 | 28 | 11 | 2.5 | 17.5 | 0 | 0 | 0 | 0 | 0 | 1 | 0 | 0 |
| Neiko Thorpe | 36 | 33 | 3 | 0.0 | 0.0 | 1 | -12 | -12 | 0 | 6 | 0 | 0 | 0 |
| Larry Asante | 33 | 20 | 13 | 0.0 | 0.0 | 0 | 0 | 0 | 0 | 3 | 0 | 0 | 0 |
| Denico Autry | 29 | 19 | 10 | 3.0 | 17.0 | 0 | 0 | 0 | 0 | 4 | 0 | 0 | 0 |
| Aldon Smith | 29 | 17 | 12 | 3.5 | 24.0 | 0 | 0 | 0 | 0 | 3 | 0 | 0 | 0 |
| Stacy McGee | 27 | 16 | 11 | 0.0 | 0.0 | 0 | 0 | 0 | 0 | 1 | 0 | 1 | 0 |
| Taylor Mays | 25 | 13 | 12 | 0.0 | 0.0 | 0 | 0 | 0 | 0 | 6 | 0 | 0 | 0 |
| Justin Ellis | 22 | 15 | 7 | 0.0 | 0.0 | 0 | 0 | 0 | 0 | 2 | 0 | 0 | 0 |
| Ray-Ray Armstrong | 17 | 15 | 2 | 1.0 | 3.0 | 0 | 0 | 0 | 0 | 0 | 0 | 0 | 0 |
| Justin Tuck | 17 | 12 | 5 | 1.0 | 2.0 | 0 | 0 | 0 | 0 | 3 | 0 | 0 | 0 |
| Benson Mayowa | 17 | 11 | 6 | 1.0 | 3.0 | 0 | 0 | 0 | 0 | 1 | 1 | 2 | 40 |
| Shelby Harris | 16 | 11 | 5 | 1.0 | 9.0 | 0 | 0 | 0 | 0 | 0 | 0 | 0 | 0 |
| Nate Allen | 14 | 11 | 3 | 0.0 | 0.0 | 1 | 5 | 5 | 0 | 2 | 0 | 0 | 0 |
| Neiron Ball | 9 | 4 | 5 | 1.0 | 6.0 | 0 | 0 | 0 | 0 | 1 | 0 | 0 | 0 |
| Lorenzo Alexander | 6 | 5 | 1 | 0.0 | 0.0 | 0 | 0 | 0 | 0 | 0 | 0 | 0 | 0 |
| C.J. Wilson | 5 | 3 | 2 | 0.0 | 0.0 | 0 | 0 | 0 | 0 | 0 | 0 | 0 | 0 |
| Leon Orr | 5 | 2 | 3 | 0.0 | 0.0 | 0 | 0 | 0 | 0 | 1 | 0 | 0 | 0 |
| Dexter McDonald | 4 | 4 | 0 | 0.0 | 0.0 | 0 | 0 | 0 | 0 | 0 | 0 | 0 | 0 |
| SaQwan Edwards | 0 | 0 | 0 | 0.0 | 0.0 | 0 | 0 | 0 | 0 | 0 | 0 | 0 | 0 |
| Keenan Lambert | 0 | 0 | 0 | 0.0 | 0.0 | 0 | 0 | 0 | 0 | 0 | 0 | 0 | 0 |
| Dewey McDonald | 0 | 0 | 0 | 0.0 | 0.0 | 0 | 0 | 0 | 0 | 0 | 0 | 0 | 0 |
| Tevin McDonald | 0 | 0 | 0 | 0.0 | 0.0 | 0 | 0 | 0 | 0 | 0 | 0 | 0 | 0 |
| Keith McGill | 0 | 0 | 0 | 0.0 | 0.0 | 0 | 0 | 0 | 0 | 0 | 0 | 0 | 0 |
| Korey Toomer | 0 | 0 | 0 | 0.0 | 0.0 | 0 | 0 | 0 | 0 | 0 | 0 | 0 | 0 |
| Totals | 1,031 | 743 | 288 | 38.0 | 211.0 | 14 | 73 | 27 | 1 | 103 | 13 | 8 | 76 |

SPECIAL TEAMS

| Player | Total | Solo | Asst | FF | FR | Blk |
|-------------------|-----------|-----------|-----------|----------|----------|----------|
| Jamize Olawale | 10 | 10 | 0 | 0 | 0 | 0 |
| Lorenzo Alexander | 7 | 6 | 1 | 0 | 0 | 0 |
| Andre Holmes | 7 | 5 | 2 | 1 | 0 | 0 |
| Taiwan Jones | 7 | 5 | 2 | 0 | 0 | 0 |
| Ray-Ray Armstrong | 5 | 4 | 1 | 0 | 1 | 0 |
| Larry Asante | 5 | 4 | 1 | 0 | 0 | 0 |
| Ben Heeney | 5 | 4 | 1 | 0 | 0 | 0 |
| Korey Toomer | 4 | 4 | 0 | 0 | 0 | 0 |
| Neiko Thorpe | 4 | 4 | 0 | 0 | 0 | 0 |
| Neiron Ball | 4 | 3 | 1 | 0 | 1 | 0 |
| Keith McGill | 3 | 3 | 0 | 0 | 0 | 1 |
| Taylor Mays | 3 | 3 | 0 | 0 | 0 | 0 |
| Jon Condo | 2 | 2 | 0 | 0 | 1 | 0 |
| Marcel Reece | 2 | 2 | 0 | 0 | 0 | 0 |
| David Amerson | 1 | 1 | 0 | 0 | 0 | 0 |
| Dexter McDonald | 1 | 1 | 0 | 0 | 0 | 0 |
| Tevin McDonald | 1 | 0 | 1 | 0 | 0 | 0 |
| Jeremy Ross | 0 | 0 | 0 | 0 | 1 | 0 |
| Denico Autry | 0 | 0 | 0 | 0 | 0 | 3 |
| Justin Tuck | 0 | 0 | 0 | 0 | 0 | 1 |
| Totals | 71 | 61 | 10 | 1 | 4 | 5 |

2015 PLAYER PARTICIPATION

| Player | 9/13 Cin. | 9/20 Bal. | 9/27 at Cle. | 10/4 at Chi. | 10/11 Den. | 10/25 at SD | 11/1 NYJ | 11/8 at Pit. | 11/15 Min. | 11/22 at Det. | 11/29 at Ten. | 12/6 KC | 12/13 vs. Den. | 12/20 GB | 12/24 SD | 1/3/16 at KC | GP | GS | DNP | INA |
|--------------|--------------|--------------|-----------------|-----------------|---------------|----------------|-------------|-----------------|---------------|------------------|------------------|------------|-------------------|-------------|-------------|-----------------|----|----|-----|-----|
| Alexander | X | X | X | X | X | X | X | X | X | X | X | X | X | X | X | X | 16 | 0 | 0 | 0 |
| Allen | S | DFR | DFR | DFR | DFR | DFR | DFR | DFR | S | X | S | X | INA | INA | INA | IR | 5 | 3 | 0 | 1 |
| Amerson | NOR | NOR | X | CB | CB | CB | CB | CB | X | CB | CB | CB | CB | CB | CB | CB | 14 | 12 | 0 | 0 |
| Armstrong | OLB | OLB | X | X | X | X | X | X | X | X | NOR | NOR | NOR | NOR | NOR | NOR | 10 | 2 | 0 | 0 |
| Asante | X | X | X | X | X | X | S | S | X | X | X | X | X | X | X | X | 16 | 2 | 0 | 0 |
| Atkinson III | PS | PS | NOR | NOR | NOR | NOR | NOR | NOR | NOR | PS | PS | PS | PS | PS | PS | PS | 0 | 0 | 0 | 0 |
| Autry | X | X | X | X | INA | INA | X | DT | X | DL | DE | DE | DE | DE | DE | DE | 14 | 8 | 0 | 2 |
| Ball | X | X | X | X | OLB | OLB | INA | INA | INA | INA | INA | INA | IR | IR | IR | IR | 6 | 2 | 0 | 6 |
| Barnes | X | X | X | X | X | OL | X | X | X | X | INA | INA | X | X | X | X | 14 | 1 | 0 | 2 |
| Bell | PS | PS | PS | PS | PS | PS | PS | PS | PS | PS | PS | PS | PS | PS | PS | PS | 0 | 0 | 0 | 0 |
| Bergstrom | X | X | X | X | X | X | X | X | C | X | C | C | X | X | X | X | 16 | 3 | 0 | 0 |
| Butler | INA | NOR | NOR | NOR | NOR | NOR | NOR | NOR | NOR | NOR | NOR | NOR | NOR | NOR | NOR | NOR | 0 | 0 | 0 | 1 |
| Carr | QB | QB | QB | QB | QB | QB | QB | QB | QB | QB | QB | QB | QB | QB | QB | QB | 16 | 16 | 0 | 0 |
| Carrie | CB | CB | S | S | S | S | X | INA | CB | CB | CB | CB | CB | CB | S | CB | 15 | 14 | 0 | 1 |
| Carter | NOR | PS | PS | PS | PS | PS | PS | PS | PS | PS | PS | PS | PS | PS | PS | PS | 0 | 0 | 0 | 0 |
| Chekwa | IR | IR | IR | NOR | NOR | NOR | NOR | NOR | NOR | NOR | NOR | NOR | NOR | NOR | NOR | NOR | 0 | 0 | 0 | 0 |
| Condo | X | X | X | X | X | X | X | X | X | X | X | X | X | IR | IR | IR | 13 | 0 | 0 | 0 |
| Cooper | WR | WR | WR | WR | WR | X | WR | WR | WR | WR | WR | WR | WR | WR | WR | WR | 16 | 15 | 0 | 0 |
| Crabtree | WR | WR | WR | WR | WR | X | WR | WR | WR | WR | WR | WR | WR | WR | WR | WR | 16 | 15 | 0 | 0 |
| Debose | IR | IR | IR | IR | IR | IR | IR | IR | IR | IR | IR | IR | IR | IR | IR | IR | 0 | 0 | 0 | 0 |
| Edwards | PS | PS | PS | PS | PS | PS | PS | PS | PS | PS | PS | PS | PS | PS | PS | INA | 0 | 0 | 0 | 1 |
| Edwards Jr. | X | X | X | X | NT | DE | DE | DE | DE | DE | DE | DE | DE | DE | IR | IR | 14 | 10 | 0 | 0 |
| Ellis | NT | INA | INA | X | INA | INA | X | X | NT | NT | NT | NT | NT | NT | NT | NT | 12 | 9 | 0 | 4 |
| Feliciano | INA | INA | INA | INA | INA | INA | INA | INA | DNP | X | X | X | INA | RG | RG | RG | 6 | 3 | 1 | 9 |
| Gafford | NOR | NOR | NOR | NOR | NOR | NOR | NOR | NOR | NOR | NOR | NOR | NOR | NOR | X | X | X | 3 | 0 | 0 | 0 |
| Gettis | NOR | NOR | NOR | NOR | NOR | NOR | NOR | NOR | NOR | PS | PS | NOR | NOR | NOR | NOR | NOR | 0 | 0 | 0 | 0 |
| Gilbert | PS | PS | PS | PS | PS | PS | PS | PS | PS | PS | PS | PS | PS | PS | PS | PS | 0 | 0 | 0 | 0 |
| Hackett | NOR | NOR | NOR | NOR | NOR | NOR | NOR | NOR | NOR | NOR | NOR | NOR | NOR | NOR | NOR | NOR | 0 | 0 | 0 | 0 |
| Hall | IR | IR | IR | IR | IR | IR | IR | IR | IR | IR | IR | IR | IR | IR | IR | IR | 0 | 0 | 0 | 0 |
| Harris | PS | PS | PS | PS | PS | X | NOR | PS | PS | X | X | X | INA | X | X | X | 7 | 0 | 0 | 1 |
| Hayden | CB | CB | CB | CB | CB | CB | CB | CB | CB | CB | X | CB | X | CB | CB | X | 16 | 13 | 0 | 0 |
| Heeney | X | X | X | INA | X | X | X | X | X | X | X | OLB | X | MLB | MLB | X | 15 | 3 | 0 | 1 |
| Helu, Jr. | INA | X | X | X | X | X | X | INA | INA | INA | X | X | INA | INA | INA | X | 9 | 0 | 0 | 7 |
| Holmes, A. | X | X | X | X | X | X | X | X | WR | X | X | X | X | X | X | X | 16 | 1 | 0 | 0 |
| Holmes, G. | INA | PS | PS | PS | PS | PS | PS | PS | INA | INA | INA | INA | INA | INA | INA | INA | 0 | 0 | 0 | 9 |
| Howard | RT | RT | RT | RT | RT | RT | RT | RT | RT | RT | RT | RT | RT | RT | IR | IR | 13 | 13 | 0 | 0 |
| Hudson | C | C | C | C | C | C | C | C | INA | C | INA | C | C | C | C | C | 13 | 13 | 0 | 3 |
| Jackson | LG | LG | LG | LG | LG | LG | LG | LG | LG | LG | LG | LG | LG | LG | LG | LG | 16 | 16 | 0 | 0 |
| Janikowski | X | X | X | X | X | X | X | X | X | X | X | X | X | X | X | X | 16 | 0 | 0 | 0 |
| Jones | X | X | X | INA | INA | X | X | X | X | X | INA | INA | X | X | X | X | 12 | 0 | 0 | 4 |



2015 PLAYER PARTICIPATION

| Player | 9/13 Cin. | 9/20 Bal. | 9/27 at Cle. | 10/4 at Chi. | 10/11 Den. | 10/25 at SD | 11/1 NY | 11/8 at Pit. | 11/15 Min. | 11/22 at Det. | 11/29 at Ten. | 12/6 KC | 12/13 vs. Den. | 12/20 GB | 12/24 SD | 1/3/16 at KC | GP | GS | DNP | INA |
|----------------|--------------|--------------|-----------------|-----------------|---------------|----------------|------------|-----------------|---------------|------------------|------------------|------------|-------------------|-------------|-------------|-----------------|----|----|-----|-----|
| King | X | X | X | X | X | X | X | X | X | X | X | X | X | X | X | X | 16 | 0 | 0 | 0 |
| Kistler | PS | NOR | NOR | NOR | NOR | NOR | NOR | NOR | NOR | NOR | NOR | NOR | NOR | NOR | NOR | NOR | 0 | 0 | 0 | 0 |
| Lambert | X | X | X | X | X | PS | PSI | PSI | PSI | PSI | PSI | PSI | PSI | PSI | PSI | PSI | 5 | 0 | 0 | 0 |
| Lofton | MLB | MLB | MLB | MLB | X | X | MLB | X | MLB | X | MLB | X | MLB | X | X | MLB | 16 | 9 | 0 | 0 |
| Lotulelei | NOR | NOR | NOR | NOR | NOR | NOR | NOR | NOR | NOR | NOR | PS | PS | PS | PS | INA | INA | 0 | 0 | 0 | 2 |
| Mack | DE | DE | DE | DE | DE | DE | DE | DE | DE | DE | OLB | OLB | OLB | OLB | OLB | OLB | 16 | 16 | 0 | 0 |
| Manhart | NOR | NOR | NOR | NOR | NOR | NOR | NOR | NOR | NOR | NOR | NOR | NOR | NOR | NOR | NOR | PS | 0 | 0 | 0 | 0 |
| Mayowa | INA | INA | INA | INA | X | X | X | X | X | X | X | X | X | X | DE | DE | 12 | 2 | 0 | 4 |
| Mays | NOR | S | X | X | NOR | X | X | S | X | S | X | X | S | X | X | S | 14 | 5 | 0 | 0 |
| McCants | INA | INA | INA | INA | INA | INA | INA | INA | INA | INA | X | X | INA | INA | INA | INA | 2 | 0 | 0 | 14 |
| McDonald, Dew. | NOR | NOR | NOR | NOR | NOR | NOR | NOR | NOR | NOR | NOR | NOR | PS | PS | PS | PS | X | 1 | 0 | 0 | 0 |
| McDonald, Dex. | INA | INA | INA | PS | X | INA | INA | INA | INA | INA | X | X | X | X | X | INA | 6 | 0 | 0 | 10 |
| McDonald, T. | PS | DNP | PS | PS | X | NOR | PS | X | PS | PS | PS | PS | PS | X | X | INA | 4 | 0 | 1 | 1 |
| McGee | X | X | NT | NT | X | NT | NT | X | X | X | X | PS | X | X | X | X | 16 | 4 | 0 | 0 |
| McGill | X | X | X | INA | X | X | X | X | X | X | INA | INA | X | X | X | X | 13 | 0 | 0 | 3 |
| McGloin | X | DNP | DNP | DNP | DNP | DNP | DNP | DNP | DNP | DNP | X | DNP | DNP | DNP | DNP | DNP | 2 | 0 | 13 | 0 |
| Morris | IR | IR | IR | NOR | NOR | NOR | NOR | NOR | NOR | NOR | NOR | NOR | NOR | NOR | NOR | NOR | 0 | 0 | 0 | 0 |
| Murray | RB | RB | RB | RB | RB | RB | RB | RB | RB | RB | RB | RB | RB | RB | RB | RB | 16 | 16 | 0 | 0 |
| Neal | NOR | NOR | PS | PS | PS | PS | PS | PS | PS | NOR | NOR | NOR | NOR | NOR | NOR | NOR | 0 | 0 | 0 | 0 |
| Olawale | X | INA | INA | X | FB | X | X | X | FB | X | X | X | X | X | X | FB | 14 | 3 | 0 | 2 |
| Orr | PS | PS | PS | PS | PS | PS | PS | PS | PS | PS | PS | PS | PS | X | INA | X | 3 | 0 | 0 | 1 |
| Penn | LT | LT | LT | LT | LT | LT | LT | LT | LT | LT | LT | LT | LT | LT | LT | LT | 16 | 16 | 0 | 0 |
| Pinkard | NOR | NOR | NOR | NOR | NOR | NOR | NOR | NOR | NOR | NOR | NOR | NOR | NOR | PS | PS | PS | 0 | 0 | 0 | 0 |
| Powell | NOR | NOR | NOR | NOR | NOR | INA | INA | NOR | NOR | NOR | NOR | NOR | NOR | NOR | NOR | NOR | 0 | 0 | 0 | 2 |
| Reece | FB | FB | FB | FB | FB | X | X | X | X | X | FB | X | X | FB | SUS | SUS | 15 | 7 | 0 | 0 |
| Rivera | X | X | X | X | X | X | X | X | X | X | X | X | X | X | X | X | 16 | 0 | 0 | 0 |
| Roberts | X | X | X | X | X | X | X | WR | X | WR | WR | X | WR | WR | X | X | 16 | 5 | 0 | 0 |
| Ross, B. | IR | NOR | NOR | NOR | NOR | NOR | NOR | NOR | NOR | NOR | NOR | NOR | NOR | NOR | NOR | NOR | 0 | 0 | 0 | 0 |
| Ross, J. | NOR | NOR | NOR | NOR | NOR | NOR | NOR | NOR | NOR | PS | X | X | X | X | X | X | 6 | 0 | 0 | 0 |
| Shirley | PS | NOR | NOR | NOR | NOR | NOR | NOR | NOR | NOR | NOR | NOR | NOR | NOR | PS | PS | PS | 0 | 0 | 0 | 0 |
| Smith, A. | X | X | OLB | OLB | OLB | OLB | OLB | OLB | OLB | SUS | SUS | SUS | SUS | SUS | SUS | SUS | 9 | 7 | 0 | 0 |
| Smith, L. | TE | TE | TE | TE | TE | TE | TE | TE | TE | INA | TE | TE | TE | TE | TE | TE | 15 | 15 | 0 | 1 |
| Smith, M. | OLB | OLB | OLB | OLB | MLB | MLB | OLB | MLB | OLB | MLB | OLB | MLB | OLB | OLB | OLB | OLB | 16 | 16 | 0 | 0 |
| Streater | X | INA | INA | DNP | INA | INA | INA | INA | INA | INA | INA | INA | INA | INA | INA | INA | 1 | 0 | 1 | 14 |
| Thigpen | NOR | NOR | NOR | NOR | NOR | NOR | NOR | X | NOR | NOR | NOR | NOR | NOR | NOR | NOR | NOR | 1 | 0 | 0 | 0 |
| Thorpe | X | X | CB | X | X | X | X | CB | X | X | X | X | X | INA | INA | X | 14 | 2 | 0 | 2 |
| Toomer | NOR | NOR | NOR | NOR | NOR | NOR | X | X | X | X | X | X | X | X | X | X | 10 | 0 | 0 | 0 |
| Tuck | DE | DE | DE | DE | DE | IR | IR | IR | IR | IR | IR | IR | IR | IR | IR | IR | 5 | 5 | 0 | 0 |
| Underwood | NOR | NOR | NOR | NOR | NOR | NOR | NOR | NOR | NOR | NOR | NOR | PS | PS | PS | PS | PS | 0 | 0 | 0 | 0 |
| Valles | PS | PS | PS | PS | PS | PS | PS | PS | PS | PS | PS | PS | PS | PS | PS | NOR | 0 | 0 | 0 | 0 |
| Walford | X | X | X | X | X | TE | TE | X | X | X | X | X | X | X | X | X | 16 | 2 | 0 | 0 |
| Watson | IR | IR | IR | IR | IR | IR | IR | IR | IR | IR | IR | IR | IR | IR | IR | IR | 0 | 0 | 0 | 0 |
| Webb | RG | RG | RG | RG | RG | RG | RG | RG | RG | RG | RG | RG | RG | RT | RT | RT | 16 | 16 | 0 | 0 |
| Williams | DT | DT | DT | DT | DT | DT | DT | X | DT | DT | DT | DT | DT | DT | DT | DT | 16 | 15 | 0 | 0 |
| Wilson | NOR | NT | X | INA | X | X | INA | NOR | NOR | NOR | NOR | NOR | NOR | NOR | NOR | NOR | 4 | 1 | 0 | 2 |
| Woodson | S | S | S | S | S | S | S | S | S | S | S | S | S | S | S | S | 16 | 16 | 0 | 0 |

2015 GAME SUMMARIES



WEEK 1



CINCINNATI BENGALS 33 OAKLAND RAIDERS 13

Sept. 13, 2015 | O.co Coliseum | 54,500

| Team | 1 | 2 | 3 | 4 | Final |
|------------|---|----|---|----|-------|
| Cincinnati | 7 | 17 | 9 | 0 | 33 |
| Oakland | 0 | 0 | 0 | 13 | 13 |

SCORING SUMMARY

| Team | Qtr. | Time | Play Description | Visitor | Home |
|---------|------|------|--|---------|------|
| Bengals | 1 | 7:15 | J.Hill 3 yd. run (M.Nugent kick) (11-59, 6:18) | 7 | 0 |
| Bengals | 2 | 9:29 | M.Nugent 32 yd. Field Goal (9-78, 4:05) | 10 | 0 |
| Bengals | 2 | 2:21 | J.Hill 2 yd. run (M.Nugent kick) (6-44, 3:00) | 17 | 0 |
| Bengals | 2 | 0:07 | T.Eifert 13 yd. pass from A.Dalton (M.Nugent kick) (6-61, 0:56) | 24 | 0 |
| Bengals | 3 | 3:42 | T.Eifert 8 yd. pass from A.Dalton (kick blocked) (8-85, 4:08) | 30 | 0 |
| Bengals | 3 | 1:25 | M.Nugent 35 yd. Field Goal (4-0, 1:25) | 33 | 0 |
| Raiders | 4 | 7:55 | M.Reece 11 yd. pass from M.McGloin (S.Janikowski kick) (11-59, 4:41) | 33 | 7 |
| Raiders | 4 | 2:13 | M.Reece 9 yd. pass from M.McGloin (pass failed) (8-55, 3:04) | 33 | 13 |

TEAM STATS

| | Bengals | Raiders |
|--------------------|---------|---------|
| First Downs | 22 | 16 |
| Time of Possession | 32:32 | 27:28 |
| Net Yards Rushing | 127 | 63 |
| Net Yards Passing | 269 | 183 |
| Total Net Yards | 396 | 246 |
| Penalties/Yards | 6-50 | 5-32 |
| Fumbles/Lost | 0-0 | 2-1 |

INDIVIDUAL STATS

PASSING

Cin.: A.Dalton 25-34-269 (2 TD, 0 INT)

Oak.: D.Carr 7-12-61 (0 TD, 0 INT), M.McGloin 23-31-142 (2 TD, 1 INT)

RUSHING

Cin.: J.Hill 19-63 (2 TD), G.Bernard 8-63, A.Dalton 4-1

Oak.: L.Murray 11-44, D.Carr 1-8, J.Olawale 1-6, Jones 3-5

RECEIVING

Cin.: T.Eifert 9-104 (2 TD), G.Bernard 6-25, A.Green 5-63, M.Sanu 2-34, M.Jones 2-19, R.Burkhead 1-24

Oak.: L.Murray 7-36, A.Cooper 5-47, M.Crabtree 5-37, M.Reece 3-26 (2 TD), J.Olawale 3-19, S.Roberts 3-12, Jones 1-13, R.Streater 1-8, M.Rivera 1-4, Walford 1-1

INTERCEPTIONS

Cin.: R.Nelson 1-0

Oak.: None

SACKS

Cin.: G.Atkins 1-14, C.Dunlap 1-6

Oak.: None

PUNTING

Cin.: K.Huber 5-219 (43.8)

Oak.: M.King 6-260 (43.3)

PUNT RETURNS

Cin.: A.Jones 2-23 (11.5), B.Tate 0-0 (0.0)

Oak.: T.Carrie 3-27 (9.0)

KICKOFF RETURNS

Cin.: B.Tate 2-14 (7.0)

Oak.: Jones 2-61 (30.5), L.Smith 1-8 (8.0)



WEEK 2



BALTIMORE RAVENS 33 OAKLAND RAIDERS 37

Sept. 20, 2015 | O.co Coliseum | 53,500

| Team | 1 | 2 | 3 | 4 | Final |
|-----------|----|----|----|----|-------|
| Baltimore | 10 | 10 | 0 | 13 | 33 |
| Oakland | 10 | 10 | 10 | 7 | 37 |

SCORING SUMMARY

| Team | Qtr. | Time | Play Description | Visitor | Home |
|---------|------|-------|---|---------|------|
| Raiders | 1 | 12:49 | A.Cooper 68 yd. pass from D.Carr (S.Janikowski kick) (6-80, 2:11) | 0 | 7 |
| Raiders | 1 | 11:44 | S.Janikowski 23 yd. Field Goal (4-24, 0:58) | 0 | 10 |
| Ravens | 1 | 7:41 | J.Tucker 22 yd. Field Goal (10-66, 4:03) | 3 | 10 |
| Ravens | 1 | 0:00 | C.Gillmore 26 yd. pass from J.Flacco (J.Tucker kick) (6-80, 2:59) | 10 | 10 |
| Raiders | 2 | 12:52 | L.Murray 1 yd. run (S.Janikowski kick) (5-80, 2:08) | 10 | 17 |
| Ravens | 2 | 7:44 | C.Gillmore 9 yd. pass from J.Flacco (J.Tucker kick) (9-80, 5:08) | 17 | 17 |
| Raiders | 2 | 2:00 | S.Janikowski 46 yd. Field Goal (10-52, 5:44) | 17 | 20 |
| Ravens | 2 | 0:00 | J.Tucker 21 yd. Field Goal (10-77, 2:00) | 20 | 20 |
| Raiders | 3 | 8:44 | S.Janikowski 48 yd. Field Goal (10-45, 4:10) | 20 | 23 |
| Raiders | 3 | 2:12 | M.Crabtree 29 yd. pass from D.Carr (S.Janikowski kick) (9-84, 4:24) | 20 | 30 |
| Ravens | 4 | 13:37 | J.Tucker 37 yd. Field Goal (10-61, 3:35) | 23 | 30 |
| Ravens | 4 | 7:03 | L.Taliaferro 7 yd. run (J.Tucker kick) (11-93, 5:30) | 30 | 30 |
| Ravens | 4 | 2:10 | J.Tucker 31 yd. Field Goal (8-24, 2:44) | 33 | 30 |
| Raiders | 4 | 0:26 | S.Roberts 12 yd. pass from D.Carr (S.Janikowski kick) (9-80, 1:44) | 33 | 37 |

TEAM STATS

| | Ravens | Raiders |
|--------------------|--------|---------|
| First Downs | 29 | 27 |
| Time of Possession | 30:27 | 29:33 |
| Net Yards Rushing | 109 | 97 |
| Net Yards Passing | 384 | 351 |
| Total Net Yards | 493 | 448 |
| Penalties/Yards | 10-109 | 16-106 |
| Fumbles/Lost | 1-1 | 0-0 |

INDIVIDUAL STATS

PASSING

Bal.: J.Flacco 32-45-384 (2 TD, 1 INT)

Oak.: D.Carr 30-46-351 (3 TD, 1 INT)

RUSHING

Bal.: J.Forsett 15-68, L.Taliaferro 7-34 (TD), J.Allen 1-5, J.Flacco 2-2

Oak.: L.Murray 15-65 (TD), D.Carr 2-23, T.Jones 2-9

RECEIVING

Bal.: S.Smith 10-150, K.Aiken 5-89, C.Gillmore 5-88 (2 TD), J.Forsett 4-12, L.Taliaferro 3-12, M.Brown 2-12, K.Juszczyk 1-11, M.Williams 1-8, J.Allen 1-2

Oak.: M.Crabtree 9-111, A.Cooper 7-109, A.Holmes 3-50, L.Murray 3-22, M.Rivera 3-15, M.Reece 1-16, S.Roberts 1-12 (TD), L.Smith 1-6, T.Jones 1-6, C.Walford 1-4

INTERCEPTIONS

Bal.: W.Hill 1-25

Oak.: N.Thorpe 1-(-12)

SACKS

Bal.: J.Smith 1-0

Oak.: None

PUNTING

Bal.: S.Koch 2-92 (46.0)

Oak.: M.King 2-118 (59.0)

PUNT RETURNS

Bal.: None

Oak.: T.Carrie 2-5 (2.5)

KICKOFF RETURNS

Bal.: M.Campapanaro 1-29 (29.0)

Oak.: None

2015 GAME SUMMARIES



WEEK 3



OAKLAND RAIDERS 27 CLEVELAND BROWNS 20

Sept. 27, 2015 | FirstEnergy Stadium | 67,431

| Team | 1 | 2 | 3 | 4 | Final |
|-----------|---|----|---|----|-------|
| Oakland | 3 | 14 | 3 | 7 | 27 |
| Cleveland | 0 | 3 | 7 | 10 | 20 |

SCORING SUMMARY

| Team | Qtr. | Time | Play Description | Visitor | Home |
|---------|------|-------|--|---------|------|
| Raiders | 1 | 8:33 | S.Janikowski 23 yd. Field Goal (13-72, 6:27) | 3 | 0 |
| Raiders | 2 | 6:46 | A.Holmes 3 yd. pass from D.Carr (S.Janikowski kick) (11-80, 5:27) | 10 | 0 |
| Browns | 2 | 1:44 | T.Coons 24 yd. Field Goal (13-74, 5:02) | 10 | 3 |
| Raiders | 2 | 0:18 | S.Roberts 13 yd. pass from D.Carr (S.Janikowski kick) (5-70, 1:26) | 17 | 3 |
| Raiders | 3 | 9:25 | S.Janikowski 35 yd. Field Goal (9-76, 3:59) | 20 | 3 |
| Browns | 3 | 3:32 | G.Barridge 28 yd. pass from J.McCown (T.Coons kick) (13-80, 5:53) | 20 | 10 |
| Raiders | 4 | 14:30 | L.Murray 6 yd. run (S.Janikowski kick) (7-80, 4:02) | 27 | 10 |
| Browns | 4 | 10:57 | T.Coons 41 yd. Field Goal (9-57, 3:33) | 27 | 13 |
| Browns | 4 | 6:28 | T.Benjamin 4 yd. pass from J.McCown (T.Coons kick) (6-44, 1:58) | 27 | 20 |

TEAM STATS

| | Raiders | Browns |
|--------------------|---------|--------|
| First Downs | 19 | 21 |
| Time of Possession | 32:29 | 27:31 |
| Net Yards Rushing | 155 | 39 |
| Net Yards Passing | 314 | 316 |
| Total Net Yards | 469 | 355 |
| Penalties/Yards | 12-85 | 6-50 |
| Fumbles/Lost | 1-1 | 2-1 |

INDIVIDUAL STATS

PASSING

Oak.: D.Carr 20-32-314 (2 TD, 0 INT)
Cle.: J.McCown 28-49-341 (2 TD, 1 INT)

RUSHING

Oak.: L.Murray 26-139 (TD), T.Jones 2-16, M.Reece 1-1, D.Carr 1-(-1)
Cle.: I.Crowell 10-36, D.Johnson 4-3

RECEIVING

Oak.: A.Cooper 8-134, M.Crabtree 4-36, S.Roberts 3-56 (TD), M.Reece 1-55, R.Helu 1-12, L.Murray 1-12, L.Smith 1-8, A.Holmes 1-3 (TD)
Cle.: G.Barridge 6-105 (TD), D.Johnson 6-32, B.Hartline 5-96, T.Benjamin 4-45 (TD), T.Gabriel 3-28, A.Hawkins 2-18, M.Moore 1-15, S.Draughn 1-2

INTERCEPTIONS

Oak.: C.Woodson 1-0
Cle.: None

SACKS

Oak.: M.Smith 1-5, K.Mack 2-11, N.Ball 1-6, R.Armstrong 1-3
Cle.: None

PUNTING

Oak.: M.King 4-157 (39.3)
Cle.: A.Lee 4-211 (52.8)

PUNT RETURNS

Oak.: A.Cooper 2-0, T.Carrie 1-6
Cle.: T.Benjamin 3-9

KICKOFF RETURNS

Oak.: T.Jones 2-60
Cle.: S.Draughn 1-19



WEEK 4



OAKLAND RAIDERS 20 CHICAGO BEARS 22

Oct. 4, 2015 | Soldier Field | 62,409

| Team | 1 | 2 | 3 | 4 | Final |
|---------|---|----|---|---|-------|
| Oakland | 0 | 14 | 3 | 3 | 20 |
| Chicago | 6 | 10 | 0 | 6 | 22 |

SCORING SUMMARY

| Team | Qtr. | Time | Play Description | Visitor | Home |
|---------|------|-------|---|---------|------|
| Bears | 1 | 10:57 | E.Royal 7 yd. pass from J.Cutler (kick blocked) (8-80, 4:03) | 0 | 6 |
| Raiders | 2 | 11:10 | A.Cooper 26 yd. pass from D.Carr (S.Janikowski kick) (7-51, 3:38) | 7 | 6 |
| Raiders | 2 | 7:12 | R.Helu 4 yd. pass from D.Carr (S.Janikowski kick) (3-25, 1:05) | 14 | 6 |
| Bears | 2 | 3:30 | M.Bennett 5 yd. pass from J.Cutler (R.Gould kick) (7-80, 3:42) | 14 | 13 |
| Bears | 2 | 1:26 | R.Gould 19 yd. Field Goal (6-14, 1:52) | 14 | 16 |
| Raiders | 3 | 10:53 | S.Janikowski 29 yd. Field Goal (7-35, 2:28) | 17 | 16 |
| Bears | 4 | 13:01 | R.Gould 54 yd. Field Goal (10-54, 5:01) | 17 | 19 |
| Raiders | 4 | 2:05 | S.Janikowski 41 yd. Field Goal (11-68, 4:36) | 20 | 19 |
| Bears | 4 | 0:02 | R.Gould 49 yd. Field Goal (12-48, 2:03) | 20 | 22 |

TEAM STATS

| | Raiders | Bears |
|--------------------|---------|-------|
| First Downs | 16 | 23 |
| Time of Possession | 26:38 | 33:22 |
| Net Yards Rushing | 70 | 98 |
| Net Yards Passing | 173 | 273 |
| Total Net Yards | 243 | 371 |
| Penalties/Yards | 5-47 | 7-48 |
| Fumbles/Lost | 1-1 | 3-2 |

INDIVIDUAL STATS

PASSING

Oak.: D.Carr 20-33-196 (2 TD, 1 INT)
Chi.: J.Cutler 28-43-281 (2 TD, 1 INT)

RUSHING

Oak.: L.Murray 16-49, R.Helu 5-22, J.Olawale 1-(-1)
Chi.: M.Forte 25-91, J.Langford 1-4, J.Rodgers 2-3, J.Cutler 1-0

RECEIVING

Oak.: M.Crabtree 5-80, A.Cooper 4-49, L.Murray 3-12, M.Reece 2-16, L.Smith 2-14, R.Helu 2-13, M.Rivera 2-12
Chi.: M.Bennett 11-83, E.Royal 7-54, M.Wilson 6-80, M.Forte 4-64

INTERCEPTIONS

Oak.: C.Woodson 1-11
Chi.: P.McPhee 1-13

SACKS

Oak.: A.Smith 1-5, K.Mack 1-1, J.Tuck 1-2
Chi.: J.Jenkins 1-8, E.Goldman 1-15

PUNTING

Oak.: M.King 5-242 (48.4)
Chi.: S.Lanning 3-136 (45.3)

PUNT RETURNS

Oak.: T.Carrie 2-22, A.Cooper 1-7
Chi.: M.Mariani 2-17

KICKOFF RETURNS

Oak.: R.Helu 3-58
Chi.: M.Mariani 1-21

2015 GAME SUMMARIES



WEEK 5



DENVER BRONCOS 16 OAKLAND RAIDERS 10

Oct. 11, 2015 | O.co Coliseum | 54,500

| Team | 1 | 2 | 3 | 4 | Final |
|---------|---|---|---|---|-------|
| Denver | 0 | 3 | 6 | 7 | 16 |
| Oakland | 0 | 7 | 0 | 3 | 10 |

SCORING SUMMARY

| Team | Qtr. | Time | Play Description | Visitor | Home |
|---------|------|-------|---|---------|------|
| Broncos | 2 | 14:19 | B.McManus 25 yd. Field Goal (8-65, 3:24) | 3 | 0 |
| Raiders | 2 | 9:37 | M.Reece 3 yd. pass from D.Carr (S.Janikowski kick) (8-80, 4:42) | 3 | 7 |
| Broncos | 3 | 11:25 | B.McManus 20 yd. Field Goal (5-14, 1:56) | 6 | 7 |
| Broncos | 3 | 6:29 | B.McManus 52 yd. Field Goal (6-43, 3:20) 9:7 | 3 | |
| Broncos | 4 | 6:53 | C.Harris 74 yd. interception return (B.McManus kick) | 16 | 7 |
| Raiders | 4 | 1:40 | S.Janikowski 50 yd. Field Goal (1-48, 0:12) | 16 | 10 |

TEAM STATS

| | Broncos | Raiders |
|--------------------|---------|---------|
| First Downs | 15 | 20 |
| Time of Possession | 25:51 | 34:09 |
| Net Yards Rushing | 43 | 65 |
| Net Yards Passing | 254 | 223 |
| Total Net Yards | 297 | 288 |
| Penalties/Yards | 6-103 | 6-41 |
| Fumbles/Lost | 0-0 | 3-2 |

INDIVIDUAL STATS

PASSING

Den.: P.Manning 22-35-266 (2 INT)
Oak.: D.Carr 26-39-249 (TD, INT)

RUSHING

Den.: C.Anderson 11-22, R.Hillman 7-21
Oak.: L.Murray 13-39, J.Olawale 6-13, R.Helu 3-6, M.Reece 1-6, A.Cooper 1-2, D.Carr 1-(-1)

RECEIVING

Den.: E.Sanders 9-111, D.Thomas 5-55, B.Fowler 2-46, C.Anderson 2-18, J.Norwood 2-15, J.Thompson 1-16, R.Hillman 1-5
Oak.: M.Reece 7-49 (TD), M.Crabtree 4-54, A.Cooper 4-47, M.Rivera 3-33, L.Murray 3-18, R.Helu 3-12, C.Walford 1-33, D.Penn 1-3

INTERCEPTIONS

Den.: C.Harris 1-74 (TD)
Oak.: C.Woodson 2-11

SACKS

Den.: M.Jackson 1-5, S.Barrett 1-7, V.Miller 1-7, S.Ray 1-7
Oak.: M.Edwards 0.5-2, A.Smith 0.5-2, M.Smith 1-8

PUNTING

Den.: B.Colquitt 5-211 (42.2), B.McManus 1-41 (41.0)
Oak.: M.King 4-207 (51.8)

PUNT RETURNS

Den.: E.Sanders 1-4
Oak.: A.Cooper 1-18

KICKOFF RETURNS

Den.: O.Bolden 2-54
Oak.: R.Helu 1-27, M.Reece 1-18



WEEK 7



OAKLAND RAIDERS 37 SAN DIEGO CHARGERS 29

Oct. 25, 2015 | Qualcomm Stadium | 67,542

| Team | 1 | 2 | 3 | 4 | Final |
|-----------|----|----|---|----|-------|
| Oakland | 10 | 20 | 7 | 0 | 37 |
| San Diego | 3 | 3 | 0 | 23 | 29 |

SCORING SUMMARY

| Team | Qtr. | Time | Play Description | Visitor | Home |
|----------|------|-------|---|---------|------|
| Raiders | 1 | 12:46 | L.Murray 1 yd. run (S.Janikowski kick) (2-2, 0:41) | 7 | 0 |
| Raiders | 1 | 5:21 | S.Janikowski 29 yd. Field Goal (11-44, 5:50) | 10 | 0 |
| Chargers | 1 | 1:18 | J.Lamboo 40 yd. Field Goal (8-57, 4:03) | 10 | 3 |
| Raiders | 2 | 13:06 | C.Walford 23 yd. pass from D.Carr (S.Janikowski kick) (6-77, 3:12) | 17 | 3 |
| Raiders | 2 | 9:28 | S.Janikowski 32 yd. Field Goal (6-17, 2:57) | 20 | 3 |
| Raiders | 2 | 4:41 | S.Janikowski 31 yd. Field Goal (7-34, 3:17) | 23 | 3 |
| Raiders | 2 | 1:01 | A.Cooper 52 yd. pass from D.Carr (S.Janikowski kick) (4-63, 0:41) | 30 | 3 |
| Chargers | 2 | 0:00 | J.Lamboo 44 yd. Field Goal (9-54, 1:01) 30:6 | | |
| Raiders | 3 | 10:41 | M.Crabtree 25 yd. pass from P.Rivers (S.Janikowski kick) (7-80, 4:19) | 37 | 6 |
| Chargers | 4 | 12:58 | L.Green 31 yd. pass from P.Rivers (L.Lamboo kick) (11-83, 4:52) | 37 | 13 |
| Chargers | 4 | 6:00 | D.Woodhead 8 yd. pass from P.Rivers (P.Rivers-L.Green pass) (16-80, 5:21) | 37 | 21 |
| Chargers | 4 | 0:06 | D.Woodhead 6 yd. pass from P.Rivers (P.Rivers-L.Green pass) (13-80, 3:07) | 37 | 29 |

TEAM STATS

| | Raiders | Chargers |
|--------------------|---------|----------|
| First Downs | 19 | 28 |
| Time of Possession | 30:49 | 29:11 |
| Net Yards Rushing | 130 | 90 |
| Net Yards Passing | 282 | 327 |
| Total Net Yards | 412 | 417 |
| Penalties/Yards | 14-136 | 9-86 |
| Fumbles/Lost | 0-0 | 1-0 |

INDIVIDUAL STATS

PASSING

Oak.: D.Carr 24-31-289 (3 TD)
SD: P.Rivers 38-58-336 (3 TD, 2 INT)

RUSHING

Oak.: L.Murray 15-85 (TD), T.Jones 3-35, J.Olawale 2-4, R.Helu 4-3, D.Carr 2-3
SD: B.Oliver 9-35, M.Gordon 7-29, D.Woodhead 5-26

RECEIVING

Oak.: M.Crabtree 6-63 (TD), A.Cooper 5-133 (TD), M.Reece 3-15, C.Walford 2-42 (TD), T.Jones 2-17, M.Rivera 2-11, L.Smith 2-1, S.Roberts 1-6, L.Murray 1-1
SD: D.Woodhead 11-75 (2 TD), K.Allen 9-89, B.Oliver 6-39, S.Johnson 4-50, L.Green 4-45 (TD), D.Inman 2-26, M.Floyd 1-7, J.Phillips 1-5

INTERCEPTIONS

Oak.: M.Smith 1-27
SD: None

SACKS

Oak.: M.Smith 1-9
SD: B.Flowers 1-7

PUNTING

Oak.: M.King 4-152 (38.0)
SD: M.Scifres 5-211 (42.2)

PUNT RETURNS

Oak.: T.Carrie 5-50 (10.0)
SD: None

KICKOFF RETURNS

Oak.: T.Jones 1-32
SD: J.Jones 4-84

2015 GAME SUMMARIES



WEEK 8



NEW YORK JETS 20 OAKLAND RAIDERS 34

Nov. 1, 2015 | O.co Coliseum | 54,700

| Team | 1 | 2 | 3 | 4 | Final |
|----------|---|----|----|---|-------|
| New York | 3 | 3 | 7 | 7 | 20 |
| Oakland | 7 | 14 | 10 | 3 | 34 |

SCORING SUMMARY

| Team | Qtr. | Time | Play Description | Visitor | Home |
|---------|------|-------|--|---------|------|
| Jets | 1 | 7:16 | N.Folk 40 yd. Field Goal (13-63, 7:44) | 3 | 0 |
| Raiders | 1 | 1:56 | A.Holmes 5 yd. pass from D.Carr (S.Janikowski kick) (10-78, 5:20) | 3 | 7 |
| Raiders | 2 | 9:37 | M.Crabtree 36 yd. pass from D.Carr (S.Janikowski kick) (10-76, 5:46) | 3 | 14 |
| Raiders | 2 | 5:11 | A.Holmes 49 yd. pass from D.Carr (S.Janikowski kick) (5-78, 2:41) | 3 | 21 |
| Jets | 2 | 0:40 | N.Folk 38 yd. Field Goal (8-38, 1:33) | 6 | 21 |
| Raiders | 3 | 11:06 | T.Jones 59 yd. pass from D.Carr (S.Janikowski kick) (6-93, 3:54) | 6 | 28 |
| Jets | 3 | 7:19 | E.Decker 4 yd. pass from G.Smith (N.Folk kick) (9-80, 3:47) | 13 | 28 |
| Raiders | 3 | 5:45 | S.Janikowski 52 yd. Field Goal (5-31, 1:34) | 13 | 31 |
| Raiders | 4 | 12:49 | S.Janikowski 47 yd. Field Goal (10-65, 5:12) | 13 | 34 |
| Jets | 4 | 8:37 | K.Davis 1 yd. pass from G.Smith (N.Folk kick) (10-71, 4:12) | 20 | 34 |

TEAM STATS

| | Jets | Raiders |
|--------------------|-------|---------|
| First Downs | 22 | 21 |
| Time of Possession | 29:22 | 30:38 |
| Net Yards Rushing | 74 | 118 |
| Net Yards Passing | 292 | 333 |
| Total Net Yards | 366 | 451 |
| Penalties/Yards | 6-40 | 6-61 |
| Fumbles/Lost | 0-0 | 0-0 |

INDIVIDUAL STATS

PASSING

NY: G.Smith 27-42-265 (2 TD, 1 INT), R.Fitzpatrick 4-5-46
Oak.: D.Carr 23-36-333 (4 TD)

RUSHING

NY: G.Smith 2-34, C.Ivory 15-17, R.Fitzpatrick 1-12, Z.Stacy 3-11
Oak.: L.Murray 20-113, T.Jones 2-5, A.Cooper 1-2, D.Carr 2-(-2)

RECEIVING

NY: B.Marshall 9-108, E.Decker 6-60 (TD), K.Thompkins 6-41, J.Kerley 4-63, C.Ivory 3-24, J.Cumberland 1-7, Z.Stacy 1-7, K.Davis 1-1 (TD)
Oak.: M.Crabtree 7-102 (TD), A.Cooper 5-46, M.Reece 3-26, A.Holmes 2-54 (2 TD), C.Walford 2-13, T.Jones 1-59 (TD), S.Roberts 1-21, L.Murray 1-6, L.Smith 1-6

INTERCEPTIONS

NY: None
Oak.: C.Woodson 1-0

SACKS

NY: None
Oak.: K.Mack 1-11, D.Autry 1-3, D.Hayden 1-5

PUNTING

NY: R.Quigley 4-182 (45.5)
Oak.: M.King 3-135 (45.0)

PUNT RETURNS

NY: J.Kerley 2-10
Oak.: T.Carrie 4-6

KICKOFF RETURNS

NY: Z.Stacy 1-21, J.Cumberland 1-17
Oak.: T.Jones 4-101



WEEK 9



OAKLAND RAIDERS 35 PITTSBURGH STEELERS 38

Nov. 8, 2015 | Heinz Field | 65,520

| Team | 1 | 2 | 3 | 4 | Final |
|------------|---|----|---|----|-------|
| Oakland | 7 | 7 | 7 | 14 | 35 |
| Pittsburgh | 3 | 18 | 0 | 17 | 38 |

SCORING SUMMARY

| Team | Qtr. | Time | Play Description | Visitor | Home |
|----------|------|-------|--|---------|------|
| Raiders | 1 | 12:10 | M.Crabtree 22 yd. pass from D.Carr (S.Janikowski kick) (3-66, 0:43) | 7 | 0 |
| Steelers | 1 | 4:40 | C.Boswell 34 yd. Field Goal (9-43, 4:15) | 7 | 3 |
| Steelers | 2 | 13:57 | De.Williams 3 yd. run (B.Roethlisberger-De.Williams pass) (6-83, 2:39) | 7 | 11 |
| Raiders | 2 | 6:05 | A.Cooper 15 yd. pass from D.Carr (S.Janikowski kick) (7-40, 3:47) | 14 | 11 |
| Steelers | 2 | 1:56 | De.Williams 3 yd. run (C.Boswell kick) (9-78, 4:09) | 14 | 18 |
| Steelers | 2 | 0:29 | C.Boswell 38 yd. Field Goal (5-39, 0:30) | 14 | 21 |
| Raiders | 3 | 7:02 | C.Walford 1 yd. pass from D.Carr (S.Janikowski kick) (9-90, 4:29) | 21 | 21 |
| Steelers | 4 | 12:13 | M.Bryant 14 yd. pass from B.Roethlisberger (C.Boswell kick) (9-91, 4:00) | 21 | 28 |
| Steelers | 4 | 11:24 | J.James 4 yd. pass from B.Roethlisberger (C.Boswell kick) (2-6, 0:41) | 21 | 35 |
| Raiders | 4 | 9:32 | J.Olawale 19 yd. run (S.Janikowski kick) (4-60, 1:52) | 28 | 35 |
| Raiders | 4 | 1:15 | M.Crabtree 38 yd. pass from D.Carr (S.Janikowski kick) (7-69, 1:00) | 35 | 35 |
| Steelers | 4 | 0:02 | C.Boswell 18 yd. Field Goal (7-79, 1:13) | 35 | 38 |

TEAM STATS

| | Raiders | Steelers |
|--------------------|---------|----------|
| First Downs | 24 | 27 |
| Time of Possession | 27:56 | 32:04 |
| Net Yards Rushing | 139 | 195 |
| Net Yards Passing | 301 | 402 |
| Total Net Yards | 440 | 597 |
| Penalties/Yards | 3-21 | 5-42 |
| Fumbles/Lost | 5-3 | 1-1 |

INDIVIDUAL STATS

PASSING

Oak.: D.Carr 24-44-301 (4 TD, 1 INT)
Pit.: B.Roethlisberger 24-44-334 (2 TD, 1 INT), L.Jones 4-6-79

RUSHING

Oak.: L.Murray 17-96, M.Reece 3-21, J.Olawale 1-19 (TD), D.Carr 2-3
Pit.: De.Williams 27-170, A.Brown 2-22, J.Todman 1-3

RECEIVING

Oak.: M.Crabtree 7-108 (2 TD), A.Cooper 7-88 (TD), S.Roberts 3-73, M.Rivera 2-16, L.Murray 2-(-1), L.Smith 1-10, T.Jones 1-6, C.Walford 1-1 (TD)
Pit.: A.Brown 17-284, H.Miller 3-32, M.Bryant 3-31, De.Williams 2-55, J.James 2-12, M.Wheaton 1-(-2),

INTERCEPTIONS

Oak.: D.Amerson 1-1
Pit.: R.Cockrell 1-25

SACKS

Oak.: A.Smith 1-11
Pit.: None

PUNTING

Oak.: M.King 7-277 (39.6)
Pit.: J.Berry 5-208 (41.6)

PUNT RETURNS

Oak.: M.Thigpen 1-1
Pit.: Jac.Jones 2-2

KICKOFF RETURNS

Oak.: T.Jones 4-72, M.Thigpen 1-2
Pit.: Jac.Jones 4-83

2015 GAME SUMMARIES



WEEK 10



MINNESOTA VIKINGS 30 OAKLAND RAIDERS 14

Nov. 15, 2015 | O.co Coliseum | 54,700

| Team | 1 | 2 | 3 | 4 | Final |
|-----------|----|----|---|----|-------|
| Minnesota | 10 | 10 | 0 | 10 | 30 |
| Oakland | 0 | 14 | 0 | 0 | 14 |

SCORING SUMMARY

| Team | Qtr. | Time | Play Description | Visitor | Home |
|---------|------|-------|--|---------|------|
| Vikings | 1 | 10:59 | R.Ellison 11 yd. pass from T.Bridgewater (B.Walsh kick) (8-80, 4:01) | 7 | 0 |
| Vikings | 1 | 1:32 | B.Walsh 20 yd. Field Goal (6-39, 2:17) | 10 | 0 |
| Vikings | 2 | 10:33 | B.Walsh 38 yd. Field Goal (8-48, 4:19) | 13 | 0 |
| Raiders | 2 | 5:54 | C.Walford 10 yd. pass from D.Carr (S.Janikowski kick) (9-68, 4:39) | 13 | 7 |
| Raiders | 2 | 1:52 | A.Holmes 34 yd. pass from D.Carr (S.Janikowski kick) (4-74, 1:29) | 13 | 14 |
| Vikings | 2 | 1:39 | C.Patterson 93 yd. kickoff return (B.Walsh kick) (0-0, 0:13) | 20 | 14 |
| Vikings | 4 | 3:50 | B.Walsh 34 yd. Field Goal (10-63, 5:41) | 23 | 14 |
| Vikings | 4 | 1:50 | A.Peterson 80 yd. run (B.Walsh kick) (1-80, 0:13) | 30 | 14 |

TEAM STATS

| | Vikings | Raiders |
|--------------------|---------|---------|
| First Downs | 21 | 20 |
| Time of Possession | 33:01 | 26:59 |
| Net Yards Rushing | 263 | 84 |
| Net Yards Passing | 254 | 223 |
| Total Net Yards | 122 | 287 |
| Penalties/Yards | 3-15 | 8-82 |
| Fumbles/Lost | 0-0 | 1-0 |

INDIVIDUAL STATS

PASSING

Min.: T.Bridgewater 14-22-140 (TD)

Oak.: D.Carr 29-43-302 (2 TD, 2 INT)

RUSHING

Min.: A.Peterson 26-203 (TD), T.Bridgewater 2-23, A.Thielen 1-14, S.Diggs 1-10, M.Asia 2-7, C.Patterson 1-6

Oak.: L.Murray 12-48, J.Olawale 5-24, D.Carr 2-12

RECEIVING

Min.: S.Diggs 2-46, R.Ellison 2-18 (TD), M.Asia 2-18, A.Peterson 2-13, M.Pruitt 2-7, M.Wallace 1-22, K.Rudolph 1-7, J.McKinnon 1-7, J.Wright 1-2

Oak.: M.Rivera 6-46, A.Cooper 5-79, L.Murray 5-29, M.Crabtree 4-55, J.Olawale 3-35, C.Walford 2-18 (TD), A.Holmes 1-34 (TD), S.Roberts 1-5, L.Smith 1-1, M.Reece 1-0

INTERCEPTIONS

Min.: T.Newman 2-4

Oak.: None

SACKS

Min.: L.Joseph 1-10, E.Griffin 1-5

Oak.: M.Edwards 1-6, K.Mack 1-6, A.Smith 1-6, C.Lofton 1-0

PUNTING

Min.: J.Locke 3-143 (47.7)

Oak.: M.King 6-257 (42.8)

PUNT RETURNS

Min.: M.Sherels 2-15

Oak.: T.Carrie 2-2

KICKOFF RETURNS

Min.: C.Patterson 1-93 (TD), M.Pruitt 1-12

Oak.: T.Jones 6-145



WEEK 11



OAKLAND RAIDERS 13 DETROIT LIONS 18

Nov. 22, 2015 | Ford Field | 60,202

| Team | 1 | 2 | 3 | 4 | Final |
|---------|---|---|----|---|-------|
| Oakland | 0 | 0 | 13 | 0 | 13 |
| Detroit | 6 | 3 | 0 | 9 | 18 |

SCORING SUMMARY

| Team | Qtr. | Time | Play Description | Visitor | Home |
|---------|------|-------|--|---------|------|
| Lions | 1 | 7:54 | M.Prater 29 yd. Field Goal (13-67, 7:06) | 0 | 3 |
| Lions | 1 | 0:31 | M.Prater 41 yd. Field Goal (10-53, 5:30) | 0 | 6 |
| Lions | 2 | 0:02 | M.Prater 51 yd. Field Goal (11-57, 2:38) 0-9 | | |
| Raiders | 3 | 10:24 | L.Murray 1 yd. run (S.Janikowski kick) (10-80, 4:36) | 7 | 9 |
| Raiders | 3 | 3:55 | S.Janikowski 48 yd. Field Goal (7-22, 2:55) | 10 | 9 |
| Raiders | 3 | 0:15 | S.Janikowski 56 yd. Field Goal (5-35, 2:06) | 13 | 9 |
| Lions | 4 | 11:04 | M.Stafford 5 yd. run (M.Prater kick) (9-80, 4:11) | 13 | 16 |
| Lions | 4 | 7:31 | Penalty on D.Penn enforced in end zone for a Safety | 13 | 18 |

TEAM STATS

| | Raiders | Lions |
|--------------------|---------|-------|
| First Downs | 13 | 22 |
| Time of Possession | 23:58 | 36:02 |
| Net Yards Rushing | 50 | 109 |
| Net Yards Passing | 164 | 266 |
| Total Net Yards | 214 | 375 |
| Penalties/Yards | 6-31 | 7-55 |
| Fumbles/Lost | 3-0 | 1-0 |

INDIVIDUAL STATS

PASSING

Oak.: D.Carr 13-25-169

Det.: M.Stafford 22-35-282

RUSHING

Oak.: L.Murray 13-28 (TD), J.Olawale 4-12, D.Carr 2-8, M.Reece 2-2

Det.: A.Abdullah 12-44, M.Stafford 6-31 (TD), J.Bell 6-22, T.Ridick 6-14, G.Tate 1-(-2)

RECEIVING

Oak.: M.Crabtree 6-50, S.Roberts 2-54, C.Walford 2-25, M.Rivera 1-21, J.Olawale 1-15, A.Cooper 1-4

Det.: G.Tate 8-73, C.Johnson 5-88, T.Ridick 5-72, L.Moore 1-21, J.Bell 1-18, B.Pettigrew 1-8, A.Abdullah 1-2

INTERCEPTIONS

Oak.: None

Det.: None

SACKS

Oak.: B.Heeney 1-5, M.Smith 1-0, B.Mayowak 1-3, D.Autry 1-8

Det.: E.Ansah 1-5

PUNTING

Oak.: M.King 5-217 (43.4)

Det.: S.Martin 5-238 (47.6)

PUNT RETURNS

Oak.: A.Cooper 4-16

Det.: G.Tate 3-22

KICKOFF RETURNS

Oak.: S.Roberts 2-47, M.Reece 1-14

Det.: A.Abdullah 2-54, G.Tate 1-26

2015 GAME SUMMARIES



WEEK 12



OAKLAND RAIDERS 24 TENNESSEE TITANS 21

Nov. 29, 2015 | Nissan Stadium | 58,075

| Team | 1 | 2 | 3 | 4 | Final |
|-----------|---|---|---|---|-------|
| Oakland | 7 | 3 | 7 | 7 | 24 |
| Tennessee | 6 | 0 | 8 | 7 | 21 |

SCORING SUMMARY

| Team | Qtr. | Time | Play Description | Visitor | Home |
|---------|------|-------|--|---------|------|
| Titans | 1 | 5:53 | C.Stevens 20 yd. pass from M.Mariota (kick blocked) (5-88, 2:30) | 0 | 6 |
| Raiders | 1 | 1:34 | M.Crabtree 7 yd. pass from D.Carr (S.Janikowski kick) (7-77, 4:19) | 7 | 6 |
| Raiders | 2 | 1:01 | S.Janikowski 24 yd. Field Goal (16-90, 8:10) | 106 | |
| Raiders | 3 | 10:45 | S.Roberts 10 yd. pass from D.Carr (S.Janikowski kick) (8-69, 4:15) | 17 | 6 |
| Titans | 3 | 6:22 | H.Douglas 13 yd. pass from M.Mariota (M.Mariota-D.Green-Beckham pass) (9-80, 4:23) | 17 | 14 |
| Titans | 4 | 4:41 | J.Fowler 1 yd. pass from M.Mariota (R.Succop kick) (9-42, 4:13) | 17 | 21 |
| Raiders | 4 | 1:21 | S.Roberts 12 yd. pass from D.Carr (S.Janikowski kick) (9-90, 3:20) | 24 | 21 |

TEAM STATS

| | Raiders | Titans |
|--------------------|---------|--------|
| First Downs | 22 | 19 |
| Time of Possession | 34:55 | 25:05 |
| Net Yards Rushing | 84 | 44 |
| Net Yards Passing | 323 | 205 |
| Total Net Yards | 407 | 249 |
| Penalties/Yards | 11-94 | 4-25 |
| Fumbles/Lost | 3-2 | 0-0 |

INDIVIDUAL STATS

PASSING

Oak.: D.Carr 24-37-330 (3 TD), M.McGloin 1-0-0
Ten.: M.Mariota 17-37-218 (3 TD, 2 INT)

RUSHING

Oak.: L.Murray 22-59, J.Olawale 2-17, D.Carr 4-5, R.Helu 2-3
Ten.: A.Andrews 11-32, D.Cobb 3-8, M.Mariota 1-7, J.Fowler 1-1, K.Wright 2-(-4)

RECEIVING

Oak.: A.Cooper 7-115, S.Roberts 6-113 (2 TD), M.Crabtree 4-19 (TD), M.Rivera 2-28, L.Murray 1-23, C.Walford 1-14, A.Holmes 1-9, M.Reece 1-7, L.Smith 1-2
Ten.: D.Walker 6-91, H.Douglas 3-29 (TD), A.Fasano 2-22, K.Wright 2-19, D.Green-Beckham 1-22, C.Stevens 1-20 (TD), A.Andrews 1-14, J.Fowler 1-1 (TD)

INTERCEPTIONS

Oak.: C.Woodson 1-0
Ten.: None

SACKS

Oak.: N.Allen 1-5, D.Amerson 1-2
Ten.: None

PUNTING

Oak.: M.King 4-169 (42.3)
Ten.: B.Kern 6-287 (47.8)

PUNT RETURNS

Oak.: J.Ross 4-91
Ten.: H.Douglas 1-5

KICKOFF RETURNS

Oak.: J.Ross 4-91
Ten.: T.McBride 1-31



WEEK 13



KANSAS CITY CHIEFS 34 OAKLAND RAIDERS 20

Dec. 6, 2015 | O.co Coliseum | 55,010

| Team | 1 | 2 | 3 | 4 | Final |
|-------------|---|---|---|----|-------|
| Kansas City | 7 | 0 | 7 | 20 | 34 |
| Oakland | 7 | 7 | 6 | 0 | 20 |

SCORING SUMMARY

| Team | Qtr. | Time | Play Description | Visitor | Home |
|---------|------|-------|---|---------|------|
| Raiders | 1 | 10:25 | L.Murray 2 yd. run (S.Janikowski kick) (9-80, 4:35) | 0 | 7 |
| Chiefs | 1 | 4:58 | A.Smith 3 yd. run (C.Santos kick) (9-56, 5:27) | 7 | 7 |
| Raiders | 2 | 0:13 | M.Crabtree 25 yd. pass from D.Carr (S.Janikowski kick) (4-36, 0:40) | 7 | 14 |
| Chiefs | 3 | 9:16 | S.Ware 10 yd. run (C.Santos kick) (9-80, 5:44) | 14 | 14 |
| Raiders | 3 | 2:12 | L.Smith 5 yd. pass from D.Carr (kick failed, hlu) (13-83, 7:04) | 14 | 20 |
| Chiefs | 4 | 11:17 | J.Maclin 1 yd. pass from A.Smith (pass failed) (2-2, 0:41) | 20 | 20 |
| Chiefs | 4 | 7:57 | J.Maclin 13 yd. pass from A.Smith (kick failed, wr) (2-13, 0:11) | 26 | 20 |
| Chiefs | 4 | 3:14 | T.Branch 38 yd. interception return (A.Smith-T.Kelce pass) | 34 | 20 |

TEAM STATS

| | Chiefs | Raiders |
|--------------------|--------|---------|
| First Downs | 15 | 27 |
| Time of Possession | 25:32 | 34:28 |
| Net Yards Rushing | 89 | 99 |
| Net Yards Passing | 143 | 262 |
| Total Net Yards | 232 | 361 |
| Penalties/Yards | 11-88 | 4-21 |
| Fumbles/Lost | 3-2 | 3-0 |

INDIVIDUAL STATS

PASSING

KC: A.Smith 16-22-162 (2 TD)
Oak.: D.Carr 31-48-283 (2 TD, 3 INT)

RUSHING

KC: C.West 9-35, S.Ware 7-26 (TD), A.Smith 5-23, A.Wilson 1-5
Oak.: L.Murray 20-86 (TD), J.Olawale 2-16, M.Reece 1-4, A.Cooper 1-(-7)

RECEIVING

KC: J.Maclin 9-95 (2 TD), T.Kelce 2-42, C.West 2-9, S.Ware 2-(-1), A.Wilson 1-17
Oak.: C.Walford 5-53, M.Crabtree 5-45 (TD), A.Cooper 4-69, S.Roberts 4-51, L.Murray 4-11, M.Reece 3-19, M.Rivera 2-13, R.Helu 1-15, L.Smith 1-5 (TD), A.Holmes 1-1, J.Olawale 1-1

INTERCEPTIONS

KC: J.Mauga 1-66, M.Peters 1-58, T.Branch 1-38
Oak.: None

SACKS

KC: D.Johnson 1-14
Oak.: K.Mack 2-10, D.Williams 1-1.5, B.Heeney 0.5-3.5, M.Edwards 0.5-4

PUNTING

KC: D.Colquhoun 5-250 (50.0)
Oak.: M.King 4-158 (39.5)

PUNT RETURNS

KC: F.Hammond 2-29
Oak.: J.Ross 3-21

KICKOFF RETURNS

KC: K.Davis 1-33
Oak.: J.Ross 4-88

2015 GAME SUMMARIES



WEEK 14



OAKLAND RAIDERS 15 DENVER BRONCOS 12

Dec. 13, 2015 | Sports Authority Field at Mile High | 76,824

| Team | 1 | 2 | 3 | 4 | Final |
|---------|---|---|---|---|-------|
| Oakland | 0 | 0 | 9 | 6 | 15 |
| Denver | 6 | 6 | 0 | 0 | 12 |

SCORING SUMMARY

| Team | Qtr. | Time | Play Description | Visitor | Home |
|---------|------|-------|--|---------|------|
| Broncos | 1 | 9:42 | B.McManus 41 yd. Field Goal (10-57, 5:18) | 0 | 3 |
| Broncos | 1 | 2:05 | B.McManus 35 yd. Field Goal (9-61, 4:26) | 0 | 6 |
| Broncos | 2 | 4:29 | B.McManus 29 yd. Field Goal (15-63, 8:37) | 0 | 9 |
| Broncos | 2 | 0:04 | B.McManus 20 yd. Field Goal (12-61, 3:32) | 0 | 12 |
| Raiders | 3 | 9:47 | S.Roberts 11 yd. pass from D.Carr (S.Janikowski kick) (9-80, 5:13) | 7 | 12 |
| Raiders | 3 | 1:50 | M.Garcia tackled in end zone by B.Mayowa for a Safety | 9 | 12 |
| Raiders | 4 | 14:26 | M.Rivera 16 yd. pass from D.Carr (pass failed) (3-11, 0:16) | 15 | 12 |

TEAM STATS

| | Raiders | Broncos |
|--------------------|---------|---------|
| First Downs | 8 | 20 |
| Time of Possession | 24:02 | 35:58 |
| Net Yards Rushing | 27 | 34 |
| Net Yards Passing | 99 | 276 |
| Total Net Yards | 126 | 310 |
| Penalties/Yards | 10-70 | 4-27 |
| Fumbles/Lost | 3-0 | 4-2 |

INDIVIDUAL STATS

PASSING

Oak.: D.Carr 12-29-135 (2 TD)

Den.: B.Osweiler 35-51-308

RUSHING

Oak.: L.Murray 16-27, M.Reece 2-2, T.Jones 1-2, D.Carr 4-(-4)
Den.: R.Hillman 12-20, B.Osweiler 3-10, J.Thompson 5-8, C.Latimer 1-(-4)

RECEIVING

Oak.: M.Crabtree 4-19, M.Rivera 3-49 (TD), C.Walford 3-47, S.Roberts 2-20 (TD)
Den.: D.Thomas 10-95, V.Davis 7-74, R.Hillman 7-41, J.Thompson 4-21, O.Daniels 3-43, E.Sanders 2-17, B.Fowler 1-12, J.Norwood 1-5

INTERCEPTIONS

Oak.: None
Den.: None

SACKS

Oak.: K.Mack 5-32
Den.: S.Barrett 1-12, V.Miller 1-9, D.Wolfe 1-15

PUNTING

Oak.: M.King 10-460 (46.0)
Den.: B.Colquitt 4-178 (44.5)

PUNT RETURNS

Oak.: J.Ross 3-29
Den.: E.Sanders 3-17

KICKOFF RETURNS

Oak.: J.Ross 2-48
Den.: None



WEEK 15



GREEN BAY PACKERS 30 OAKLAND RAIDERS 20

Dec. 20, 2015 | O.co Coliseum | 55,087

| Team | 1 | 2 | 3 | 4 | Final |
|-----------|----|----|----|---|-------|
| Green Bay | 14 | 0 | 10 | 6 | 30 |
| Oakland | 0 | 13 | 7 | 0 | 20 |

SCORING SUMMARY

| Team | Qtr. | Time | Play Description | Visitor | Home |
|---------|------|-------|---|---------|------|
| Packers | 1 | 5:08 | J.Kuhn 5 yd. run (M.Crosby kick) (4-17, 1:12) | 7 | 0 |
| Packers | 1 | 4:53 | D.Randall 43 yd. interception return (M.Crosby kick) (4-17, 1:12) | 14 | 0 |
| Raiders | 2 | 14:53 | S.Janikowski 23 yd. Field Goal (10-75, 5:00) | 14 | 3 |
| Raiders | 2 | 8:36 | S.Janikowski 30 yd. Field Goal (10-66, 3:57) | 14 | 6 |
| Raiders | 2 | 0:20 | A.Cooper 19 yd. pass from D.Carr (S.Janikowski kick) (4-79, 1:02) | 14 | 13 |
| Packers | 3 | 10:18 | M.Crosby 24 yd. Field Goal (7-44, 2:57) | 17 | 13 |
| Raiders | 3 | 6:48 | A.Cooper 26 yd. pass from D.Carr (S.Janikowski kick) (8-81, 3:30) | 17 | 20 |
| Packers | 3 | 5:46 | J.Jones 30 yd. pass from A.Rodgers (M.Crosby kick) (3-53, 1:02) | 24 | 20 |
| Packers | 4 | 10:01 | M.Crosby 21 yd. Field Goal (19-92, 8:11) | 27 | 20 |
| Packers | 4 | 4:25 | M.Crosby 33 yd. Field Goal (6-21, 2:29) | 30 | 20 |

TEAM STATS

| | Packers | Raiders |
|--------------------|---------|---------|
| First Downs | 18 | 20 |
| Time of Possession | 29:29 | 30:31 |
| Net Yards Rushing | 103 | 120 |
| Net Yards Passing | 190 | 252 |
| Total Net Yards | 293 | 372 |
| Penalties/Yards | 6-75 | 10-95 |
| Fumbles/Lost | 1-1 | 0-0 |

INDIVIDUAL STATS

PASSING

GB: A.Rodgers 22-39-204 (TD, INT)

Oak.: D.Carr 23-47-276 (2 TD, 2 INT)

RUSHING

GB: J.Starks 9-51, E.Lacy 11-23, R.Cobb 4-18, J.Kuhn 3-12 (TD), A.Rodgers 1-(-1)

Oak.: L.Murray 21-78, D.Carr 4-42

RECEIVING

GB: J.Jones 6-82 (TD), R.Cobb 5-40, D.Adams 5-32, J.Abbrederis 3-33, R.Rodgers 1-7, J.Starks 1-5, J.Perillo 1-5
Oak.: A.Cooper 6-120 (2 TD), M.Crabtree 6-70, M.Reece 3-37, M.Rivera 3-20, A.Holmes 2-17, C.Walford 2-10, L.Murray 1-2

INTERCEPTIONS

GB: D.Randall 1-43 (TD), M.Hyde 1-34
Oak.: D.Amerson 1-1

SACKS

GB: J.Peppers 2.5-21, M.Neal 0.5-3
Oak.: B.Heeney 1-9, K.Mack 1-5

PUNTING

GB: T.Masthay 4-211 (52.8)
Oak.: M.King 5-217 (43.4)

PUNT RETURNS

GB: M.Hyde 2-24
Oak.: J.Ross 2-(-3)

KICKOFF RETURNS

GB: J.Janis 4-108, J.Kuhn 1-9
Oak.: T.Jones 4-92

2015 GAME SUMMARIES



WEEK 16



SAN DIEGO CHARGERS 20 OAKLAND RAIDERS 23

Dec. 24, 2015 | O.co Coliseum | 54,400

| Team | 1 | 2 | 3 | 4 | OT | Final |
|-----------|---|----|---|---|----|-------|
| San Diego | 7 | 10 | 0 | 3 | 0 | 20 |
| Oakland | 7 | 3 | 2 | 8 | 3 | 23 |

SCORING SUMMARY

| Team | Qtr. | Time | Play Description | Visitor | Home |
|----------|------|-------|---|---------|------|
| Chargers | 1 | 9:09 | D.Brown 1 yd. run (J.Lambo kick) (7-32, 3:19) | 7 | 0 |
| Raiders | 1 | 3:27 | L.Murray 22 yd. run (S.Janikowski kick) (9-77, 5:42) | 7 | 7 |
| Chargers | 2 | 11:05 | D.Inman 7 yd. pass from P.Rivers (J.Lambo kick) (6-33, 3:43) | 14 | 7 |
| Raiders | 2 | 6:03 | S.Janikowski 50 yd. Field Goal (11-44, 5:02) | 14 | 10 |
| Chargers | 2 | 0:31 | J.Lambo 47 yd. Field Goal (8-49, 2:30) | 17 | 10 |
| Raiders | 3 | 2:10 | P.Rivers sacked in end zone by D.Autry for a Safety | 17 | 12 |
| Raiders | 4 | 4:42 | M.Crabtree 3 yd. pass from D.Carr (D.Carr-S.Roberts pass) (1-3, 0:05) | 17 | 20 |
| Chargers | 4 | 0:55 | J.Lambo 45 yd. Field Goal (11-53, 3:47) | 20 | 20 |
| Raiders | OT | 8:05 | S.Janikowski 31 yd. Field Goal (15-67, 6:55) | 20 | 23 |

TEAM STATS

| | Chargers | Raiders |
|--------------------|----------|---------|
| First Downs | 19 | 14 |
| Time of Possession | 35:04 | 33:21 |
| Net Yards Rushing | 72 | 106 |
| Net Yards Passing | 271 | 175 |
| Total Net Yards | 343 | 281 |
| Penalties/Yards | 9-75 | 16-121 |
| Fumbles/Lost | 1-1 | 0-0 |

INDIVIDUAL STATS

PASSING

SD: P.Rivers 31-49-277 (TD)
Oak.: D.Carr 23-38-204 (TD, INT)

RUSHING

SD: D.Woodhead 11-55, D.Brown 14-17 (TD)
Oak.: L.Murray 19-79 (TD), D.Carr 4-30, C.Woodson 1-(-3)

RECEIVING

SD: D.Inman 8-82 (TD), D.Woodhead 8-53, M.Floyd 3-42, D.Brown 3-33, J.Herndon 3-16, L.Green 2-27, A.Gates 2-11, J.Phillips 1-9, D.Johnson 1-4
Oak.: M.Crabtree 6-39 (TD), L.Murray 5-38, A.Holmes 3-33, S.Roberts 2-37, A.Cooper 2-10, M.Reece 2-3, C.Walford 1-22, L.Smith 1-17, T.Jones 1-5

INTERCEPTIONS

SD: K.Reyes 1-1
Oak.: None

SACKS

SD: D.Perryman 1-9, M.Ingram 1-8, J.Addae 1-12
Oak.: D.Autry 1-6

PUNTING

SD: M.Scifres 5-214 (42.8)
Oak.: M.King 8-400 (50.0)

PUNT RETURNS

SD: C.Mager 1-2
Oak.: J.Ross 2-9

KICKOFF RETURNS

SD: J.Herndon 2-44, J.Phillips 1-13
Oak.: T.Jones 5-142, J.Ross 1-15



WEEK 17



OAKLAND RAIDERS 17 KANSAS CITY CHIEFS 23

Jan. 3, 2016 | Arrowhead Stadium | 76,114

| Team | 1 | 2 | 3 | 4 | Final |
|-------------|----|----|---|---|-------|
| Oakland | 0 | 10 | 0 | 7 | 17 |
| Kansas City | 14 | 0 | 9 | 0 | 23 |

SCORING SUMMARY

| Team | Qtr. | Time | Play Description | Visitor | Home |
|---------|------|-------|---|---------|------|
| Chiefs | 1 | 10:52 | J.Maclin 25 yd. pass from A.Smith (C.Santos kick) (8-80, 4:08) | 0 | 7 |
| Chiefs | 1 | 0:51 | S.Ware 3 yd. run (C.Santos kick) (12-87, 6:05) | 0 | 14 |
| Raiders | 2 | 13:40 | S.Janikowski 29 yd. Field Goal (5-27, 2:11) | 3 | 14 |
| Raiders | 2 | 3:27 | D.Amerson 24 yd. interception return (S.Janikowski kick) | 10 | 14 |
| Chiefs | 3 | 9:01 | Punt blocked by D.Alexander out of bounds in end zone for a Safety | 10 | 16 |
| Chiefs | 3 | 7:03 | D.Harris 15 yd. pass from A.Smith (C.Santos kick) (4-53, 1:58) | 10 | 23 |
| Raiders | 4 | 2:01 | M.Crabtree 31 yd. pass from D.Carr (S.Janikowski kick) (5-72, 1:14) | 17 | 23 |

TEAM STATS

| | Raiders | Chiefs |
|--------------------|---------|--------|
| First Downs | 14 | 23 |
| Time of Possession | 25:05 | 34:55 |
| Net Yards Rushing | 48 | 189 |
| Net Yards Passing | 157 | 150 |
| Total Net Yards | 205 | 339 |
| Penalties/Yards | 7-59 | 5-55 |
| Fumbles/Lost | 2-0 | 0-0 |

INDIVIDUAL STATS

PASSING

Oak.: D.Carr 21-33-194 (TD, INT)
KC: A.Smith 14-24-156 (2 TD, 2 INT), C.Santos 1-1-3

RUSHING

Oak.: L.Murray 11-31, D.Carr 2-12, R.Helu 3-5
KC: S.Ware 16-76 (TD), A.Smith 9-61, C.West 13-34, J.Maclin 1-18

RECEIVING

Oak.: C.Walford 4-46, L.Murray 4-25, M.Crabtree 3-34 (TD), S.Roberts 3-20, R.Helu 2-23, A.Cooper 2-20, M.Rivera 2-12, J.Olawale 1-14
KC: J.Maclin 3-54 (TD), A.Wilson 3-24, C.Conley 2-22, A.Sherman 2-21, J.Avant 2-15, D.Harris 1-15, T.Kelce 1-10, C.West 1-(-2)

INTERCEPTIONS

Oak.: D.Amerson 1-24 (TD), T.Carrie 1-2
KC: R.Parker 1-0

SACKS

Oak.: S.Harris 1-9
KC: R.Parker 1-1, T.Branch 1-1, J.Howard 1-7, F.Zombo 1-11, D.Ford 1-8, M.Devito 1-9

PUNTING

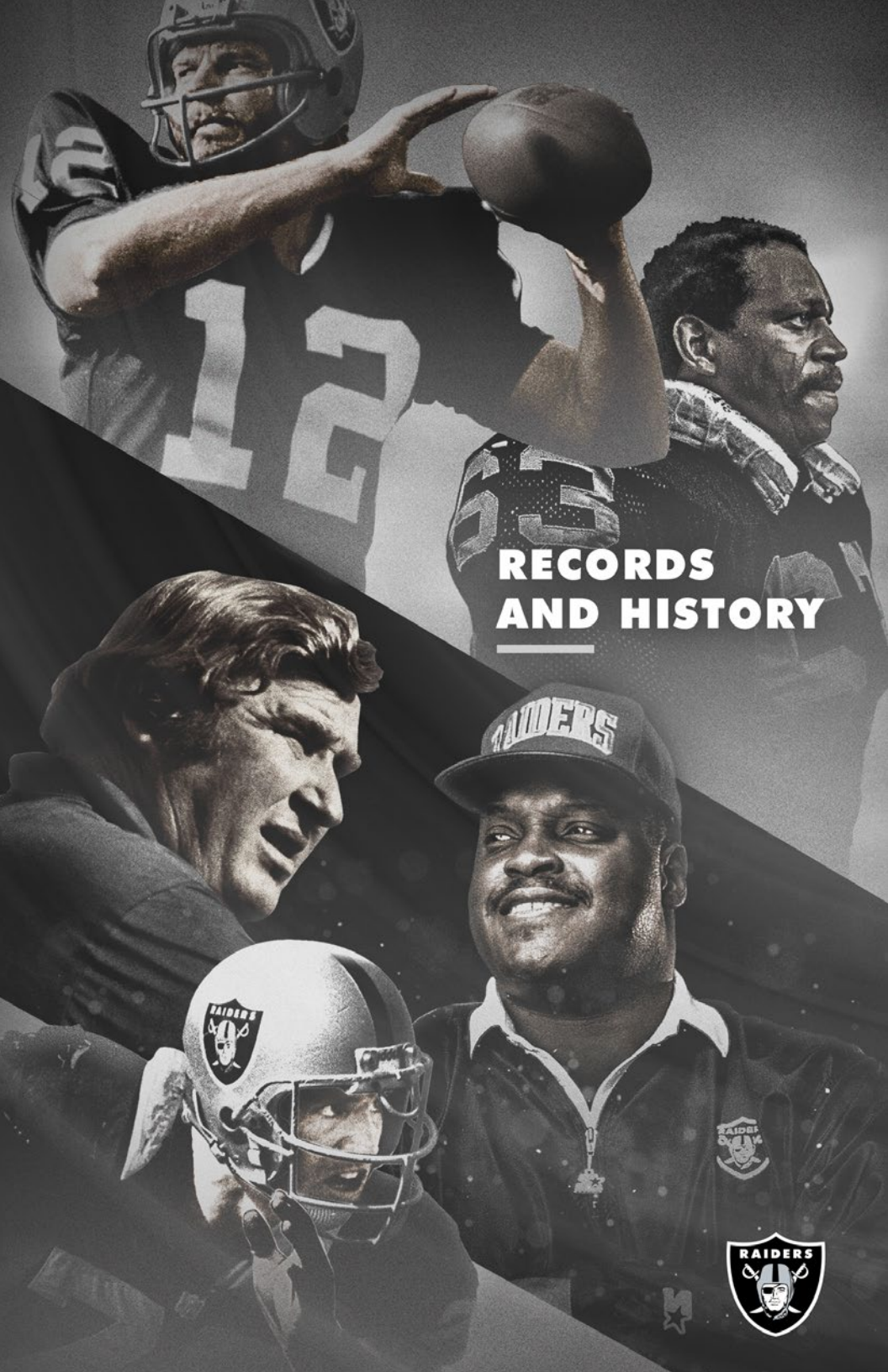
Oak.: M.King 6-271 (45.2)
KC: D.Colquitt 5-178 (35.6)

PUNT RETURNS

Oak.: J.Ross 0-0
KC: F.Hammond 3-22

KICKOFF RETURNS

Oak.: T.Jones 3-124, J.Ross 1-23
KC: C.Conley 1-14, S.Ware 1-14, T.Branch 1-2



**RECORDS
AND HISTORY**

THE LAST TIME

RUSHING

200 Yards Rushing, Individual

- By Raiders Napoleon Kaufman, Oct. 19, 1997, vs. Den. (227 yards)
- By Opponent Adrian Peterson, Nov. 15, 2015, vs. Min. (203 yards)

100 Yards Rushing, Individual

- By Raiders Latavius Murray, Nov. 1, 2015, vs. NYJ (113 yards)
- By Opponent Adrian Peterson, Nov. 15, 2015, vs. Min. (203 yards)



RB Latavius Murray

100 Yards Rushing, Individual, One half

- By Raiders Latavius Murray, Nov. 20, 2014, vs. KC (112 yards)
- By Opponent Adrian Peterson, Nov. 15, 2015, vs. Min. (154 yards, second half)

100 Yards Rushing and Receiving, Individual

- By Raiders Marcus Allen, Sept. 7, 1986, at Den. (102 yards rushing, 102 receiving)
- By Opponent Priest Holmes, Dec. 9, 2001, vs. KC (168 yards rushing, 109 receiving)

Two 100-yard Rushers

- By Raiders Napoleon Kaufman (122 yards) and Tyrone Wheatley (111 yards), Dec. 19, 1999, vs. TB
- By Opponent Willis McGahee (163 yards) and Tim Tebow (118 yards), Nov. 6, 2011, vs. Den.

Four Touchdowns Rushing, Individual

- By Raiders Never
- By Opponent Doug Martin, Nov. 4, 2012, vs. TB

Three Touchdowns Rushing, Individual

- By Raiders Darren McFadden, Oct. 24, 2010, at Den.
- By Opponent C.J. Anderson, Dec. 28, 2014, at Den.

Two Touchdowns Rushing, Individual

- By Raiders Latavius Murray, Nov. 20, 2014, vs. KC
- By Opponent DeAngelo Williams, Nov. 8, 2015, at Pit.

300 Rushing Yards, Team

- By Raiders Oct. 24, 2010, at Den. (328 yards)
- By Opponent Oct. 25, 2009, vs. NYJ (316 yards)

200 Rushing Yards, Team

- By Raiders Nov. 3, 2013, vs. Phi. (210 yards)
- By Opponent Nov. 15, 2015, vs. Min. (263 yards)

50 Rushing Attempts, Team

- By Raiders Dec. 5, 2010, at SD (52 att.)
- By Opponent Oct. 25, 2009, vs. NYJ (54 att.)

40 Rushing Attempts, Team

- By Raiders Dec. 16, 2012, vs. KC (45 att.)
- By Opponent Sept. 14, 2014, vs. Hou. (46 att.)

30 Rushing Attempts, Individual

- By Raiders Darren McFadden, Dec. 16, 2012, vs. KC (30 att.)
- By Opponent Andre Brown, Nov. 10, 2013, vs. NYG (30 att.)

70-yard Rush

- By Raiders Latavius Murray, Nov. 20, 2014, vs. KC (90 yards, TD)
- By Opponent Adrian Peterson, Nov. 15, 2015, vs. Min. (80 yards, TD)

60-Yard Rush

- By Raiders Latavius Murray, Nov. 20, 2015, vs. KC (90 yards, TD)
- By Opponent Adrian Peterson, Nov. 15, 2015, vs. Min. (80 yards, TD)

50-yard Rush

- By Raiders Latavius Murray, Sept. 27, 2015, at Cle. (54 yards)
- By Opponent Adrian Peterson, Nov. 15, 2015, vs. Min. (80 yards, TD)

PASSING

500 Yards Passing, Individual

- By Raiders Never
- By Opponent Elvis Grbac, Dec. 5, 2000, vs. KC (504 yards)

400 Yards Passing, Individual

- By Raiders Carson Palmer, Nov. 4, 2012, vs. TB (414 yards)
- By Opponent Nick Foles, Nov. 3, 2013, vs. Phi. (406 yards)

300 Yards Passing, Individual

- By Raiders Derek Carr, Nov. 29, 2015, at Ten. (330 yards)
- By Opponent Brock Osweiler, Dec. 13, 2015, at Den. (308 yards)



QB Derek Carr

Seven Touchdown Passes, Individual

- By Raiders Never
- By Opponent Nick Foles, Nov. 3, 2013, vs. Phi.

Six Touchdown Passes, Individual

- By Raiders Daryle Lamonica, Oct. 19, 1969, vs. Buf.
- By Opponent Dan Fouts, Nov. 22, 1981, vs. SD

Five Touchdown Passes, Individual

- By Raiders Kerry Collins, Dec. 19, 2004, vs. Ten.
- By Opponent Peyton Manning, Nov. 9, 2014, vs. Den.

Four Touchdown Passes, Individual

- By Raiders Derek Carr, Nov. 8, 2015, at Pit.
- By Opponent Peyton Manning, Dec. 29, 2013, vs. Den.

Three Touchdown Passes, Individual

- By Raiders Derek Carr, Nov. 29, 2015, at Ten.
- By Opponent Marcus Mariota, Nov. 29, 2015, at Ten.

Seven Interceptions Thrown, Individual

- By Raiders Ken Stabler, Oct. 16, 1977, vs. Den.
- By Opponent Never

Six Interceptions Thrown, Individual

- By Raiders Donald Hollas, Dec. 6, 1999, vs. Mia.
- By Opponent Never

THE LAST TIME

Five Interceptions Thrown, Individual

By Raiders Jim Plunkett, Oct. 5, 1980, vs. KC
By Opponent Steve Pelluer, Nov. 9, 1986, at Dal.

Four Interceptions Thrown, Individual

By Raiders Matt McGloin, Dec. 15, 2013, vs. KC
By Opponent Jake Delhomme, Nov. 9, 2008, vs. Car.

100-Point Passer Rating

By Raiders Derek Carr, Nov. 29, 2015, at Ten. (120.3)
By Opponent Alex Smith, Dec. 6, 2015, vs. KC (123.7)

50 Pass Attempts, Individual

By Raiders Derek Carr, Dec. 14, 2014, at KC (56 att.)
By Opponent Brock Osweiler, Dec. 13, 2015, at Den. (51 att.)

40 Pass Attempts, Individual

By Raiders Derek Carr, Dec. 20, 2015, vs. GB (47 att.)
By Opponent Philip Rivers, Dec. 24, 2015, vs. SD (49 att.)

30 Completions, Individual

By Raiders Derek Carr, Dec. 6, 2015, vs. KC (31 comp.)
By Opponent Philip Rivers, Dec. 24, 2015, vs. SD (31 comp.)

RECEIVING

10-or-more Receptions, Individual

By Raiders Brandon Myers, Dec. 2, 2012, vs. Cle. (14 receptions)
By Opponent Demaryius Thomas, Dec. 13, 2015, at Den. (10 receptions)

200 Yards Receiving, Individual

By Raiders Art Powell, Oct. 8, 1965, at BosP. (205 yards)
By Opponent Antonio Brown, Nov. 8, 2015, at Pit. (284 yards)

100 Yards Receiving, Individual

By Raiders Amari Cooper, Dec. 20, 2015, vs. GB (120 yards)
By Opponent Antonio Brown, Nov. 8, 2015, at Pit. (284 yards)



WR Amari Cooper

100 Yards Receiving, One Half, Individual

By Raiders Amari Cooper, Oct. 25, 2015, at Cle. (117 yards, first half)
By Opponent Antonio Brown, Nov. 8, 2015, at Pit. (180 yards, first half; 104 yards, second half)

Two 100-yard Receivers

By Raiders Amari Cooper (115 yards) and Seth Roberts (113 yards), Nov. 29, 2015, at Ten.
By Opponent Justin Hunter (109 yards) and Kendall Wright (103 yards), Nov. 24, 2013, vs. Ten.

Five Touchdown Receptions, Individual

By Raiders Never
By Opponent Kellen Winslow, Nov. 22, 1981, vs. SD

Four Touchdown Receptions, Individual

By Raiders Art Powell, Dec. 22, 1963, vs. HouO.
By Opponent Jamaal Charles, Dec. 15, 2013, vs. KC

Three Touchdown Receptions, Individual

By Raiders Jerry Porter, Dec. 19, 2004, vs. Ten.
By Opponent Riley Cooper, Nov. 3, 2013, vs. Phi.

Two Touchdown Receptions, Individual

By Raiders Amari Cooper, Dec. 20, 2015, vs. GB
By Opponent Jeremy Maclin, Dec. 6, 2015, vs. KC

Two 100-yard Rushers and Two 100-yard Receivers

By Raiders/Opp. Never

70-Yard Reception

By Raiders Andre Holmes, Oct. 12, 2014, vs. SD (77 yards, TD)
By Opponent Knile Davis, Dec. 14, 2014, at KC (70 yards, TD)

60-Yard Reception

By Raiders Amari Cooper, Sept. 20, 2015, vs. Bal. (68 yards, TD)
By Opponent Demaryius Thomas, Dec. 29, 2013, vs. Den. (63 yards, TD)

50-Yard Reception

By Raiders Taiwan Jones, Nov. 1, 2015, vs. NYJ (59 yards, TD)
By Opponent Antonio Brown, Nov. 8, 2015, at Pit. (59 yards and 57 yards)

INTERCEPTIONS

Four Interceptions, Individual

By Raiders/Opp. Never

Three Interceptions, Individual

By Raiders Rod Woodson, Sept. 29, 2002, vs. Ten.
By Opponent Dwayne Harper, Nov. 27, 1995, at SD

Two Interceptions, Individual

By Raiders Charles Woodson, Oct. 11, 2015, vs. Den.
By Opponent Terence Newman, Nov. 15, 2015, vs. Min.

Interception Returned for Touchdown

By Raiders David Amerson, Jan. 3, 2016, at KC (24 yards)
By Opponent Damarious Randall, Dec. 20, 2015, vs. GB (43 yards)

TOUCHDOWNS

Five Touchdowns, Individual

By Raiders Never
By Opponent Jamaal Charles, Dec. 15, 2013, vs. KC (49-, 39-, 16-, 71-yard receptions; 1-yard run)

Four Touchdowns, Individual

By Raiders Darren McFadden, Oct. 24, 2010, at Den. (4-, 4-, 57-yard runs; 19-yard reception)
By Opponent Doug Martin, Nov. 4, 2012, vs. TB (45-, 67-, 70-, 1-yard runs)

Three Touchdowns, Individual

By Raiders Darren McFadden, Dec. 12, 2010, at Jac. (51-, 36-yard runs; 67-yard reception)
By Opponent C.J. Anderson, Dec. 28, 2014, at Den. (11-, 1-, 25-yard runs)

THE LAST TIME

FIELD GOALS/PATs

Six Field Goals Made, Individual

- By Raiders Sebastian Janikowski, Nov. 27, 2011, vs. Chi. (40, 47, 42, 19, 37, 44 yards)
- By Opponent Greg Davis, Oct. 5, 1997, vs. SD (30, 22, 38, 43, 33, 33 yards)

Five Field Goals Made, Individual

- By Raiders Sebastian Janikowski, Dec. 16, 2012, vs. KC (20, 50, 57, 30, 41 yards)
- By Opponent Nate Kaeding, Sept. 10, 2012, vs. SD (23, 28, 19, 41, 45 yards)

Four Field Goals Made, Individual

- By Raiders Sebastian Janikowski, Nov. 21, 2014, vs. Buf. (45, 36, 38, 49)
- By Opponent Brandon McManus, Dec. 13, 2015, at Den. (41, 35, 29, 20)

60-yard Field Goal

- By Raiders Sebastian Janikowski, Sept. 12, 2011, at Den. (63 yards)
- By Opponent Never

Blocked Field-goal Attempt

- By Raiders Denico Autry, Dec. 20, 2015, vs. GB (49-yard Mason Crosby attempt)
- By Opponent Ndamukong Suh, Dec. 18, 2011, vs. Det. (65-yard Sebastian Janikowski attempt)

Two-point Conversion

- By Raiders Seth Roberts, Dec. 24, 2015, vs. SD (pass from Derek Carr)
- By Opponent Travis Kelce, Dec. 6, 2015, vs. KC (pass from Alex Smith)

PAT Missed

- By Raiders Sebastian Janikowski, Dec. 6, 2015, vs. KC (hit left upright)
- By Opponent Cairo Santos, Dec. 6, 2015, vs. KC (wide right)

Blocked PAT

- By Raiders Denico Autry, Nov. 29, 2015, at Ten. (Ryan Succop, first attempt)
- By Opponent Vince Wilfork, Dec. 14, 2008, vs. New England (Sebastian Janikowski, third attempt)

PUNTING

80-yard Punt

- By Raiders Shane Lechler, Nov. 27, 2011, vs. Chi. (80 yards)
- By Opponent Never

70-yard Punt

- By Raiders Marquette King, Sept. 20, 2015, vs. Bal. (70 yards)
- By Opponent Dustin Colquitt, Dec. 16, 2012, vs. KC (71 yards)

60-yard Punt

- By Raiders Marquette King, Dec. 24, 2015, vs. SD (65 yards)
- By Opponent Brett Kern, Nov. 29, 2015, at Ten. (60 yards)

Blocked Punt

- By Raiders Denico Autry, Nov. 2, 2014, at Sea. (Jon Ryan, punter)
- By Opponent D.J. Alexander, Jan. 3, 2016, at KC (Marquette King, punter)



P Marquette King

10 Punts, Individual

- By Raiders Marquette King, Dec. 13, 2015, at Den. (10 punts, 460 yards)
- By Opponent Darren Bennett, Dec. 28, 2003, at SD (10 punts, 392 yards)

No Punts

- By Raiders Dec. 5, 1999 vs. Seattle
- By Opponent Sept. 30, 2012, at Denver

OTHER SPECIAL TEAMS

Kickoff Returned for Touchdown

- By Raiders Jacoby Ford, Oct. 16, 2011, vs. Cle. (101 yards)
- By Opponent Cordarrelle Patterson, Nov. 15, 2015, vs. Min. (93 yards)

Punt Returned for Touchdown

- By Raiders Johnnie Lee Higgins, Dec. 21, 2008, vs. Hou. (80 yards)
- By Opponent De'Anthony Thomas, Dec. 14, 2014, at KC (81 yards)

Blocked Field Goal Returned for Touchdown

- By Raiders Never
- By Opponent Ray Mickens, Sept. 21, 1997, at NYJ (72 yards; Cole Ford, kicker)

Blocked Punt Returned for Touchdown

- By Raiders Brice Butler, Nov. 2, 2014, at Sea. (0 yards; Jon Ryan, punter)
- By Opponent Antonio Allen, Dec. 8, 2013, at NYJ (0 yards; Marquette King, punter)

50-Yard Kickoff Return

- By Raiders Taiwan Jones, Jan. 3, 2016, at KC (70 yards)
- By Opponent Cordarrelle Patterson, Nov. 15, 2015, vs. Min. (93 yards, TD)

20-Yard Punt Return

- By Raiders Jeremy Ross, Dec. 13, 2015, at Den. (22 yards)
- By Opponent Frankie Hammond, Dec. 6, 2015, vs. KC (29 yards)

Onside Kick Attempt

- By Raiders Sebastian Janikowski, Jan. 3, 2016, at KC (unsuccessful)
- By Opponent Josh Lambo, Oct. 25, 2015, at SD (unsuccessful)

Successful Onside Kick

- By Raiders Sebastian Janikowski, Dec. 21, 2008, vs. Hou. (recovered by Rashad Baker)
- By Opponent Josh Scobee, Oct. 21, 2012, vs. Jac. (recovered by Antwon Blake)

THE LAST TIME

Game-Winning Field Goal

| | |
|-------------|--|
| By Raiders | Sebastian Janikowski, Dec. 24, 2015, vs. SD (31 yards) |
| By Opponent | Chris Boswell, Nov. 8, 2015, at Pit. (18 yards) |

OTHER DEFENSE

Shutout Posted

| | |
|-------------|-------------------------------|
| By Raiders | Dec. 16, 2012, vs. KC (15-0) |
| By Opponent | Nov. 30, 2014, at StL. (52-0) |

Fumble Returned for Touchdown

| | |
|-------------|--|
| By Raiders | Keith McGill, Dec. 28, 2014, at Den. (18 yards) |
| By Opponent | Cortland Finnegan, Sept. 28, 2014, vs. Mia. (50 yards) |

Safety Scored

| | |
|-------------|---|
| By Raiders | Denico Autry, Dec. 24, 2015, vs. SD (Philip Rivers sacked) |
| By Opponent | D.J. Alexander, Jan. 3, 2016, at KC (Marquette King blocked punt) |

Six Sacks, Individual

| | |
|-------------|--------------------------------------|
| By Raiders | Never |
| By Opponent | Derrick Thomas, Sept. 6, 1988, at KC |

Five Sacks, Individual

| | |
|-------------|---------------------------------------|
| By Raiders | Khalil Mack, Dec. 13, 2015, at Den. |
| By Opponent | Gary Jeter, Sept. 18, 1988, vs. LARm. |

Four Sacks, Individual

| | |
|-------------|---------------------------------------|
| By Raiders | Khalil Mack, Dec. 13, 2015, at Den. |
| By Opponent | Brian Orakpo, Dec. 13, 2009, vs. Was. |

Three Sacks, Individual

| | |
|-------------|--------------------------------------|
| By Raiders | Khalil Mack, Dec. 13, 2015, at Den. |
| By Opponent | Robert Quinn, Nov. 30, 2014, at StL. |

200-or-Fewer Total Yards Allowed

| | |
|-------------|------------------------------------|
| By Raiders | Dec. 16, 2012, vs. KC (119 yards) |
| By Opponent | Dec. 13, 2015, at Den. (126 yards) |

50-or-Fewer Rushing Yards Allowed

| | |
|-------------|-----------------------------------|
| By Raiders | Dec. 13, 2015, at Den. (27 yards) |
| By Opponent | Jan. 3, 2016, at KC (48 yards) |



DE Khalil Mack

Game Without Allowing Offensive Touchdown

| | |
|-------------|------------------------|
| By Raiders | Dec. 13, 2015, at Den. |
| By Opponent | Nov. 30, 2014, at StL. |

MISCELLANEOUS

No Penalties

| | |
|-------------|---------------------|
| By Raiders | Dec. 4, 2005, at SD |
| By Opponent | Dec. 8, 1974, at KC |

No Turnovers

| | |
|-------------|------------------------|
| By Raiders | Nov. 22, 2015, at Det. |
| By Opponent | Nov. 22, 2015, at Det. |

No Sacks Allowed

| | |
|-------------|--------------------------|
| By Raiders | Nov. 8, 2015, at Pit. |
| By Opponent | Sept. 20, 2015, vs. Bal. |

Game without Touchdown

| | |
|-------------|------------------------|
| By Raiders | Nov. 16, 2014, at SD |
| By Opponent | Dec. 13, 2015, at Den. |

50 Points, Game

| | |
|-------------|-----------------------------|
| By Raiders | Oct. 24, 2010, at Den. (59) |
| By Opponent | Nov. 30, 2014, at StL. (52) |

40 Points, Game

| | |
|-------------|------------------------------|
| By Raiders | Dec. 19, 2004, vs. Ten. (40) |
| By Opponent | Dec. 28, 2014, at Den. (47) |

500 Yards Total Offense

| | |
|-------------|------------------------------|
| By Raiders | Nov. 3, 2013, vs. Phi. (560) |
| By Opponent | Nov. 8, 2015, at Pit. (597) |

Tie Game

| | |
|------------|---|
| By Raiders | Oakland 23, at Denver 23, Oct. 22, 1973 |
|------------|---|

Won in Final 2:00 of Regulation or OT

| | |
|-------------|-----------------------|
| By Raiders | Dec. 24, 2015, vs. SD |
| By Opponent | Nov. 8, 2015, at Pit. |

Won by Three Points or Less

| | |
|-------------|-------------------------------|
| By Raiders | Dec. 24, 2015, vs. SD (23-20) |
| By Opponent | Nov. 8, 2015, at Pit. (38-35) |

Won By 20 Points or More

| | |
|-------------|----------------------------------|
| By Raiders | Jan. 2, 2011, at KC (31-10) |
| By Opponent | Sept. 13, 2015, vs. Cin. (33-13) |

Won After Trailing By 10-or-more Points

| | |
|-------------|------------------------|
| By Raiders | Dec. 13, 2015, at Den. |
| By Opponent | Nov. 28, 2013, at Dal. |

Won After Trailing in Fourth Quarter

| | |
|-------------|---|
| By Raiders | Dec. 24, 2015, vs. SD (trailed by five) |
| By Opponent | Dec. 6, 2015, vs. KC (trailed by six) |

Won After Trailing at Halftime

| | |
|-------------|--|
| By Raiders | Dec. 24, 2015, vs. SD (trailed by seven) |
| By Opponent | Dec. 6, 2015, vs. KC (trailed by seven) |

INDIVIDUAL RECORDS

Regular season games only

SERVICE

Most seasons, head coach

- 10 John Madden, 1969-78
- 9 Tom Flores, 1979-87
- 7 Art Shell, 1989-94, 2006
- 4 Jon Gruden, 1998-2001
- 3 Al Davis, 1963-65
- John Rauch, 1966-68

Most seasons, active player

- 16 Sebastian Janikowski, 2000-15
- Tim Brown, 1988-03
- 15 Jim Otto, 1960-74
- Gene Upshaw, 1967-81
- Art Shell, 1968-82
- 14 Fred Biletnikoff, 1965-78
- Cliff Branch, 1972-85
- Dave Dalby, 1972-85
- Ray Guy, 1973-86



K Sebastian Janikowski

Most games played

- 252 Sebastian Janikowski, 2000-15
- 240 Tim Brown, 1988-03
- 217 Gene Upshaw, 1967-81
- 210 Jim Otto, 1960-74
- 207 Art Shell, 1968-81
- 207 Ray Guy, 1973-86
- 206 Steve Wisniewski, 1989-01
- Shane Lechler, 2000-12

Most consecutive games played

- 210 Jim Otto, 1960-74
- 207 Gene Upshaw, 1967-81
- 207 Ray Guy, 1973-86
- 205 Dave Dalby, 1972-85

Most consecutive starts

- 210 Jim Otto, 1960-74
- 207 Gene Upshaw, 1967-81

SCORING

Most seasons leading league

- 1 George Blanda, 1967
- Errol Mann, 1977
- Marcus Allen, 1982
- Jeff Jaeger, 1993

Most seasons leading team

- 16 Sebastian Janikowski, 2000-15
- 7 George Blanda, 1967-73
- Chris Bahr, 1980-81, 1983, 1985-88
- Jeff Jaeger, 1989-95
- 2 Six tied

Most consecutive seasons leading team

- 16 Sebastian Janikowski, 2000-15
- 7 George Blanda, 1967-73
- Jeff Jaeger, 1989-95

Most points, career

- 1,675 Sebastian Janikowski, 2000-15 (16 seasons, 520 PAT, 385 FG)
- 863 George Blanda, 1967-75 (9 seasons, 395 PAT, 156 FG)
- 817 Chris Bahr, 1980-88 (9 seasons, 331 PAT, 162 FG)
- 667 Jeff Jaeger, 1989-95 (7 seasons, 211 PAT, 152 FG)
- 626 Tim Brown, 1988-2003 (16 seasons, 104 TD, 1 2-pt. conv.)

Most points, season

- 142 Sebastian Janikowski, 2010 (43 PAT, 33 FG)
- 132 Jeff Jaeger, 1993 (27 PAT, 35 FG)
- 129 Sebastian Janikowski, 2011 (36 PAT, 31 FG)
- 128 Sebastian Janikowski, 2002 (50 PAT, 26 FG)
- 118 Sebastian Janikowski, 2012 (25 PAT, 31 FG)

Most points, no touchdowns, season

- 142 Sebastian Janikowski, 2010 (43 PAT, 33 FG)
- 132 Jeff Jaeger, 1993 (27 PAT, 35 FG)
- 129 Sebastian Janikowski, 2011 (36 PAT, 31 FG)
- 128 Sebastian Janikowski, 2002 (50 PAT, 26 FG)
- 118 Sebastian Janikowski, 2012 (25 PAT, 31 FG)

Most seasons, 100-or-more points

- 9 Sebastian Janikowski, 2000-02, 2004, 2010-13, 2015
- 4 George Blanda, 1967-69, 1973
- 3 Chris Bahr, 1983-85
- Jeff Jaeger, 1989, 1991, 1993
- 1 Marcus Allen, 1984
- Cole Ford, 1996

Most consecutive seasons, 100-or-more points

- 4 Sebastian Janikowski, 2010-13
- 3 George Blanda, 1967-69
- Chris Bahr, 1983-85
- Sebastian Janikowski, 2000-02

Most points, rookie, season

- 112 Sebastian Janikowski, 2000
- 84 Marcus Allen, 1982
- 63 George Fleming, 1961
- 50 J.D. Smith, 1960
- 42 Charlie Smith, 1968
- Raymond Chester, 1970
- Arthur Whittington, 1978
- Tim Brown, 1988
- Jacoby Ford, 2010
- 36 Amari Cooper, 2015

Most points, game

- 24 Art Powell, vs. HouO.; Dec. 22, 1963
- Marcus Allen, vs. SD; Sept. 24, 1984
- Harvey Williams, at SD; Nov. 16, 1997
- Darren McFadden, at Den.; Oct. 24, 2010

Most consecutive games, scoring

- 102 Chris Bahr, Oct. 18, 1981 – Oct. 16, 1988
- 93 Sebastian Janikowski, Sept. 3, 2000 – Dec. 31, 2005
- 83 Sebastian Janikowski, Nov. 1, 2009 – Nov. 20, 2014
- 60 George Blanda, Sept. 10, 1967 – Dec. 20, 1970
- 46 Jeff Jaeger, Sept. 10, 1989 – Dec. 8, 1991

OVERALL TOUCHDOWNS

Most seasons leading league

- 2 Warren Wells, 1968-69
- Marcus Allen, 1982, 1984
- 1 Art Powell, 1963

Most consecutive seasons leading league

- 2 Warren Wells, 1968-69

Most seasons leading team

- 9 Tim Brown, 1991-96, 1998, 2000-01
- 5 Marcus Allen, 1982-85, 1990
- 4 Art Powell, 1963-66
- 3 Warren Wells, 1968-70
- Mark van Eeghen, 1977-79

INDIVIDUAL RECORDS

Most consecutive seasons leading team

- 6 Tim Brown, 1991-96
- 4 Art Powell, 1963-66
- Marcus Allen, 1982-85
- 3 Warren Wells, 1968-70
- Mark van Eeghen, 1977-79

Most touchdowns, career

- 104 Tim Brown, 1988-2003
- 98 Marcus Allen, 1982-92
- 77 Fred Biletnikoff, 1966-78
- 67 Cliff Branch, 1973-83
- 54 Clem Daniels, 1961-67

Most touchdowns, season

- 18 Marcus Allen, 1984
- 16 Art Powell, 1963
- Pete Banaszak, 1975
- 14 Warren Wells, 1969
- Marcus Allen, 1982
- Marcus Allen, 1985

Most touchdowns, rookie, season

- 14 Marcus Allen, 1982
- 8 J.D. Smith, 1960
- 7 Charlie Smith, 1968
- Raymond Chester, 1970
- Arthur Whittington, 1978
- Tim Brown, 1988
- Jacoby Ford, 2010

Most touchdowns, game

- 4 Art Powell, vs. Hou.O.; Dec. 22, 1963
- Marcus Allen, vs. SD; Sept. 24, 1984
- Harvey Williams, at SD; Nov. 4, 1997
- Darren McFadden, at Den.; Oct. 24, 2010

Most consecutive games, scoring touchdown

- 6 Warren Wells, Dec. 17, 1968 – Oct. 13, 1969
- Charlie Smith, Nov. 12-Dec. 17, 1972
- Marcus Allen, Nov. 10-Dec. 15, 1985
- Mervyn Fernandez, Dec. 18, 1988 – Oct. 9, 1989
- Tim Brown, Nov. 5-Dec. 9, 2001
- LaMont Jordan, Sept. 18-Oct. 30, 2005

POINTS AFTER TOUCHDOWN

Most seasons leading league

- 5 George Blanda, 1967-69, 1972,74
- 1 Mike Mercer, 1963
- Errol Mann, 1977
- Chris Bahr, 1982

Most seasons leading team

- 16 Sebastian Janikowski, 2000-15
- 9 George Blanda, 1967-75
- Chris Bahr, 1980-88
- 7 Jeff Jaeger, 1989-95
- 3 Mike Mercer, 1963-65
- Errol Mann, 1976-78

Most consecutive seasons leading team

- 16 Sebastian Janikowski, 2000-15
- 9 George Blanda, 1967-75
- Chris Bahr, 1980-88
- 7 Jeff Jaeger, 1989-95
- 3 Mike Mercer, 1963-65
- Errol Mann, 1976-78

Most kicking PAT attempted, career

- 524 Sebastian Janikowski, 2000-15
- 403 George Blanda, 1967-75
- 350 Chris Bahr, 1980-88
- 216 Jeff Jaeger, 1989-95
- 119 Mike Mercer, 1963-66

Most kicking PAT attempted, season

- 57 George Blanda, 1967
- 54 George Blanda, 1968
- 53 Chris Bahr, 1983
- 50 Sebastian Janikowski, 2002
- 48 George Blanda, 1975

Most kicking PAT attempted, game

- 8 Sebastian Janikowski, at Den.; Oct. 24, 2010
- 7 Mike Mercer, vs. NYJ; Oct. 20, 1963
- Mike Mercer, vs. Hou.O.; Dec. 22, 1963
- George Blanda, vs. Den.; Sept. 10, 1967
- George Blanda, vs. SD; Oct. 29, 1967
- Errol Mann, vs. TB; Nov. 28, 1976
- Sebastian Janikowski, vs. Car.; Dec. 24, 2000
- Sebastian Janikowski, vs. Ten.; Sept. 29, 2002

Most 1-point PATs, career

- 520 Sebastian Janikowski, 2000-15
- 395 George Blanda, 1967-75
- 331 Chris Bahr, 1980-88
- 211 Jeff Jaeger, 1989-95
- 118 Mike Mercer, 1963-66

Most 1-point PATs, season

- 56 George Blanda, 1967
- 54 George Blanda, 1968
- 51 Chris Bahr, 1983
- 50 Sebastian Janikowski, 2002
- 47 Mike Mercer, 1963

Most 1-point PATs, game

- 8 Sebastian Janikowski, at Den.; Oct. 24, 2010
- 7 Mike Mercer, vs. NYJ; Oct. 20, 1963
- Mike Mercer, vs. Hou.O.; Dec. 22, 1963
- George Blanda, vs. SD; Oct. 29, 1967
- Errol Mann, vs. TB; Nov. 28, 1976
- Sebastian Janikowski, vs. Car.; Dec. 24, 2000
- Sebastian Janikowski, vs. Ten.; Sept. 29, 2002

Most consecutive kicking PATs

- 225 Sebastian Janikowski, Dec. 21, 2008 – Dec. 6, 2015
- 190 George Blanda, Sept. 10, 1967 – Dec. 13, 1969
- 147 Sebastian Janikowski, Sept. 3, 2000 – Sept. 28, 2003
- 118 Mike Mercer, Sept. 7, 1963 – Sept. 2, 1966
- 101 Sebastian Janikowski, Dec. 5, 2004 – Dec. 14, 2008

Highest kicking PAT percentage, career (100 att.)

- 0.992 Sebastian Janikowski, 2000-15 (520-524)
- 0.992 Mike Mercer, 1963-66 (118-119)
- 0.980 George Blanda, 1967-75 (395-403)
- 0.977 Jeff Jaeger, 1989-95 (211-216)
- 0.946 Chris Bahr, 1980-88 (331-350)

Most kicking PAT, no misses, season

- 54 George Blanda, 1968
- 50 Sebastian Janikowski, 2002
- 46 Sebastian Janikowski, 2000
- 45 George Blanda, 1969
- 44 George Blanda, 1972

Most kicking PAT, no misses, game

- 8 Sebastian Janikowski, at Den.; Oct. 24, 2010
- 7 Mike Mercer, vs. NYJ; Oct. 20, 1963
- 7 Mike Mercer, vs. Hou.O.; Dec. 22, 1963
- 7 George Blanda, vs. SD; Oct. 29, 1967
- 7 Errol Mann, vs. TB; Nov. 28, 1976
- 7 Sebastian Janikowski, vs. Car.; Dec. 24, 2000
- 7 Sebastian Janikowski, vs. Ten.; Sept. 29, 2002

Most 2-point conversions, career

- 2 Harvey Williams, 1994-98
- Rich Gannon, 1999-2004
- Jerry Porter, 2001-07
- Ronald Curry, 2002-08
- 1 16 tied

Most 2-point conversions, season

- 2 Jerry Porter, 2002
- Ronald Curry, 2007

- 1 20 tied

Most 2-point conversions, game

- 1 24 tied

FIELD GOALS

Most seasons leading league

- 1 Jeff Jaeger, 1993
- Sebastian Janikowski, 2010

INDIVIDUAL RECORDS

Most seasons leading team

- 16 Sebastian Janikowski, 2000-15
- 9 George Blanda, 1967-75
- Chris Bahr, 1980-88
- 7 Jeff Jaeger, 1989-95
- 3 Mike Mercer, 1963-65
- Errol Mann, 1976-78

Most consecutive seasons leading team

- 16 Sebastian Janikowski, 2000-15
- 9 George Blanda, 1967-75
- Chris Bahr, 1980-88
- 7 Jeff Jaeger, 1989-95
- 3 Mike Mercer, 1963-65
- Errol Mann, 1976-78

Most field goals attempted, career

- 480 Sebastian Janikowski, 2000-15
- 249 George Blanda, 1967-75
- Chris Bahr, 1980-88
- 204 Jeff Jaeger, 1989-95
- 64 Mike Mercer, 1963-66

Most field goals attempted, season

- 44 Jeff Jaeger, 1993
- 41 Sebastian Janikowski, 2010
- 37 George Blanda, 1969
- Chris Bahr, 1980
- 35 Sebastian Janikowski, 2011

Most field goals attempted, game

- 6 Chris Bahr, at SD; Sept. 14, 1980
- Jeff Jaeger, vs. Ph.C.; Dec. 10, 1989
- Sebastian Janikowski, at SD; Oct. 29, 2000
- Sebastian Janikowski, at Chi.; Oct. 5, 2003
- Sebastian Janikowski, at Ari.; Sept. 26, 2010
- Sebastian Janikowski, vs. Chi.; Nov. 27, 2011
- Sebastian Janikowski, vs. KC; Dec. 16, 2012
- Sebastian Janikowski, vs. Ten.; Nov. 24, 2013

Most field goals, career

- 385 Sebastian Janikowski, 2000-15
- 162 Chris Bahr, 1980-88
- 156 George Blanda, 1967-75
- 152 Jeff Jaeger, 1989-95
- 45 Cole Ford, 1995-97

Most field goals, season

- 35 Jeff Jaeger, 1993
- 33 Sebastian Janikowski, 2010
- 31 Sebastian Janikowski, 2011
- Sebastian Janikowski, 2012
- 29 Jeff Jaeger, 1991



K Jeff Jaeger

Most field goals, rookie, season

- 32 Sebastian Janikowski, 2000
- 11 George Fleming, 1961
- 8 Cole Ford, 1995
- 4 Fred Steinfort, 1976

Most field goals, game

- 6 Sebastian Janikowski, vs. Chi.; Nov. 27, 2011
- 5 Jeff Jaeger, vs. Den.; Dec. 11, 1994
- Sebastian Janikowski, at SD; Oct. 29, 2000
- Sebastian Janikowski, at Chi.; Oct. 5, 2003
- Sebastian Janikowski, at Min.; Nov. 18, 2007
- Sebastian Janikowski, vs. KC; Dec. 16, 2012

Most field goals, quarter

- 4 Sebastian Janikowski, at Chi.; Oct. 5, 2003 (second quarter)

Most consecutive games, scoring field goals

- 16 Sebastian Janikowski, Sept. 10, 2000 – Sept. 30, 2001
- Sebastian Janikowski, Dec. 6, 2009 – Nov. 28, 2010
- 15 Jeff Jaeger, Dec. 30, 1990 – Dec. 8, 1991
- Jeff Jaeger, Sept. 5, 1993 – Jan. 2, 1994
- Jeff Jaeger, Oct. 16, 1994 – Nov. 12, 1995
- Sebastian Janikowski, Dec. 18, 2011 – Dec. 2, 2012

Most consecutive field goals

- 20 Sebastian Janikowski, Nov. 16, 2008 – Nov. 15, 2009
- 19 Sebastian Janikowski, Dec. 24, 2011 – Oct. 21, 2012
- 13 Sebastian Janikowski, Sept. 25 – Nov. 20, 2011
- 12 Chris Bahr, Dec. 23, 1985 – Oct. 5, 1986
- Jeff Jaeger, Sept. 8-Oct. 13, 1991
- Jeff Jaeger, Nov. 20, 1994 – Oct. 8, 1995

Longest field goal made

- 63 Sebastian Janikowski, at Den.; Sept. 12, 2011
- 61 Sebastian Janikowski, at Cle.; Dec. 27, 2009
- 59 Sebastian Janikowski, vs. Ind.; Dec. 26, 2010
- 57 Sebastian Janikowski, vs. NYJ; Oct. 19, 2008
- Sebastian Janikowski, vs. KC; Dec. 16, 2012
- Sebastian Janikowski, vs. SF; Dec. 7, 2014
- 56 Sebastian Janikowski, at KC; Sept. 14, 2008
- Sebastian Janikowski, at Det.; Nov. 22, 2015
- 55 Sebastian Janikowski, at Det.; Nov. 2, 2003
- Sebastian Janikowski, at Den.; Nov. 12, 2006
- Sebastian Janikowski, at Hou.; Oct. 9, 2011
- Sebastian Janikowski, at Cin.; Nov. 25, 2012

Longest field goal attempted

- 76 Sebastian Janikowski, vs. SD; Sept. 28, 2008
- 66 Sebastian Janikowski, vs. Was.; Dec. 13, 2009
- 65 Sebastian Janikowski, vs. Det.; Dec. 19, 2011
- 64 Sebastian Janikowski, vs. Hou.; Nov. 4, 2007
- Sebastian Janikowski, vs. Jac.; Oct. 21, 2012
- 63 Chris Bahr, vs. Cle.; Nov. 16, 1986
- Sebastian Janikowski, at Den.; Sept. 12, 2011
- Sebastian Janikowski, at SD; Dec. 4, 2005
- Sebastian Janikowski, at Cle.; Dec. 27, 2009
- Sebastian Janikowski, vs. Cle.; Dec. 2, 2012

Highest field-goal percentage, career (50 att.)

- 0.802 Sebastian Janikowski, 2000-15 (385-480)
- 0.745 Jeff Jaeger, 1989-95 (152-204)
- 0.726 Cole Ford, 1995-97 (45-62)
- 0.651 Chris Bahr, 1980-85 (134-162)
- 0.627 George Blanda, 1967-75 (162-249)

Highest field-goal percentage, season (1 att. per game)

- 0.912 Sebastian Janikowski, 2012 (31-34)
- 0.897 Sebastian Janikowski, 2009 (26-29)
- 0.893 Sebastian Janikowski, 2004 (25-28)
- 0.886 Sebastian Janikowski, 2011 (31-35)
- 0.880 Sebastian Janikowski, 2003 (22-25)

Most field goals, no misses, game

- 6 Sebastian Janikowski, vs. Chi.; Nov. 27, 2011
- 5 Jeff Jaeger, vs. Den.; Dec. 11, 1994
- Sebastian Janikowski, at Min.; Nov. 18, 2007
- 4 Several times; last: S.Janikowski, vs SD; Oct. 12, 2014

Most field goals, 50-or-more yards, career

- 52 Sebastian Janikowski, 2000-15
- 13 Jeff Jaeger, 1989-95
- 7 Chris Bahr, 1980-88
- 1 George Fleming, 1961
- George Blanda, 1967-75
- Greg Davis, 1998
- Cole Ford, 1995-97
- Joe Nedney, 1999

Most field goals, 50-or-more yards, season

- 7 Sebastian Janikowski, 2011
- 6 Sebastian Janikowski, 2007
- Sebastian Janikowski, 2009
- Sebastian Janikowski, 2012
- 4 Jeff Jaeger, 1993
- Sebastian Janikowski, 2010
- Sebastian Janikowski, 2015

INDIVIDUAL RECORDS

Most field goals, 50-or-more yards, game

- 3 Sebastian Janikowski, at Hou.; Oct. 9, 2011
- 2 Sebastian Janikowski, at Ten.; Oct. 28, 2007
- Sebastian Janikowski, vs. Ind.; Dec. 26, 2010
- 1 Several times; last: S.Janikowski, vs. SD; Dec. 24, 2015

SAFETIES

Most safeties, career

- 3 Ted Hendricks, 1975-83
- 2 Lyle Alzado, 1982-85
- Greg Townsend, 1983-97
- 1 Several players

Most safeties, season

- 1 Several times; last: Denico Autry, vs. SD; Dec. 24, 2015

Most safeties, game

- 1 Several times; last: Denico Autry, vs. SD; Dec. 24, 2015

RUSHING

Attempts, Rushing

Most seasons leading league

(None)

Most seasons leading team

- 8 Marcus Allen, 1982-88, 1990
- 5 Clem Daniels, 1962-66
- Marv Hubbard, 1970-74
- Mark van Eeghen, 1976-80
- 3 Napoleon Kaufman, 1996-98
- Tyrone Wheatley, 1999-2000, 2003
- Darren McFadden, 2010, 2012, 2014

Most consecutive seasons leading team

- 7 Marcus Allen, 1982-88
- 5 Clem Daniels, 1962-66
- Marv Hubbard, 1970-74
- Mark van Eeghen, 1976-80
- 3 Napoleon Kaufman, 1996-98



RB Marcus Allen

Most attempts, career

- 2,090 Marcus Allen, 1982-92
- 1,475 Mark van Eeghen, 1974-81
- 1,133 Clem Daniels, 1961-67
- 1,038 Darren McFadden, 2008-14
- 978 Napoleon Kaufman, 1995-2000

Most attempts, season

- 380 Marcus Allen, 1985
- 324 Mark van Eeghen, 1977
- 282 Harvey Williams, 1994
- 275 Marcus Allen, 1984
- 272 Napoleon Kaufman, 1997
- LaMont Jordan, 2005
- 266 Latavius Murray, 2015

Most attempts, rookie, season

- 172 Arthur Whittington, 1978
- 160 Marcus Allen, 1982
- 156 Greg Robinson, 1993
- 142 Napoleon McCallum, 1986
- 113 Darren McFadden, 2008
- 95 Charlie Smith, 1968
- Michael Bush, 2008

Most attempts, game

- 36 Mark van Eeghen, at NYJ; Oct. 23, 1977
- 33 Marcus Allen, at GB; Sept. 13, 1987
- Justin Fargas, vs. Den.; Dec. 2, 2007
- 32 Tyrone Wheatley, vs. Min.; Nov. 16, 2003
- 31 Clem Daniels, at KC; Nov. 8, 1963
- Marcus Allen, vs. Cin.; Nov. 17, 1985
- Napoleon Kaufman, vs. Cin.; Oct. 25, 1998
- 30 Marcus Allen, vs. SD; Oct. 28, 1985
- Darren McFadden, vs. STL.; Sept. 19, 2010
- Michael Bush, at SD; Nov. 10, 2011
- Michael Bush, at Min.; Nov. 20, 2011
- Darren McFadden, vs. KC; Dec. 15, 2012

Yards Gained, Rushing

Most seasons leading league

- 1 Clem Daniels, 1963
- Marcus Allen, 1985

Most seasons leading team

- 7 Marcus Allen, 1982-88
- 6 Clem Daniels, 1962-67
- 5 Mark van Eeghen, 1976-80
- 4 Marv Hubbard, 1971-74
- 3 Napoleon Kaufman, 1996-98
- Tyrone Wheatley, 1999-2000, 2003
- Justin Fargas, 2006-08
- Darren McFadden, 2010, 2012, 2014

Most consecutive seasons leading team

- 7 Marcus Allen, 1982-88
- 6 Clem Daniels, 1962-67
- 5 Mark van Eeghen, 1976-80
- 4 Marv Hubbard, 1971-74
- 3 Napoleon Kaufman, 1996-98
- Justin Fargas, 2006-08

Most yards rushing, career

- 8,545 Marcus Allen, 1982-92
- 5,907 Mark van Eeghen, 1974-81
- 5,103 Clem Daniels, 1961-67
- 4,792 Napoleon Kaufman, 1995-2000
- 4,394 Marv Hubbard, 1969-75

Most seasons, 1,000-or-more yards rushing

- 3 Mark van Eeghen, 1976-78
- Marcus Allen, 1983-85
- 1 Clem Daniels, 1963
- Marv Hubbard, 1972
- Harvey Williams, 1995
- Napoleon Kaufman, 1997
- Tyrone Wheatley, 2000
- LaMont Jordan, 2005
- Justin Fargas, 2007
- Darren McFadden, 2010
- Latavius Murray, 2015

Most consecutive seasons, 1,000-or-more yards rushing

- 3 Mark van Eeghen, 1976-78
- Marcus Allen, 1983-85

Most yards rushing, season

- 1,759 Marcus Allen, 1985
- 1,294 Napoleon Kaufman, 1997
- 1,273 Mark van Eeghen, 1977
- 1,168 Marcus Allen, 1984
- 1,157 Darren McFadden, 2010
- 1,114 Harvey Williams, 1995
- 1,100 Marv Hubbard, 1972
- 1,099 Clem Daniels, 1963
- 1,080 Mark van Eeghen, 1978
- 1,066 Latavius Murray, 2015
- 1,046 Tyrone Wheatley, 2000
- 1,025 LaMont Jordan, 2005
- 1,014 Marcus Allen, 1983
- 1,012 Mark van Eeghen, 1976
- 1,009 Justin Fargas, 2007

INDIVIDUAL RECORDS

Most yards rushing, rookie, season

| | |
|-----|--------------------------|
| 697 | Marcus Allen, 1982 |
| 661 | Arthur Whittington, 1978 |
| 591 | Greg Robinson, 1993 |
| 554 | Bo Jackson, 1987 |
| 536 | Napoleon McCallum, 1986 |
| 504 | Charlie Smith, 1968 |
| 499 | Darren McFadden, 2008 |

Most yards rushing, game

| | |
|-----|---|
| 227 | Napoleon Kaufman, vs. Den.; Oct. 19, 1997 |
| 221 | Bo Jackson, at Sea.; Nov. 30, 1987 |
| 200 | Clem Daniels, vs. NY; Oct. 20, 1963 |
| 187 | Clem Daniels, at HouO.; Dec. 9, 1962 |
| 187 | Hewitt Dixon, at HouO.; Sept. 29, 1968 |
| 179 | Justin Fargas, at Mia.; Sept. 30, 2007 |
| 177 | Michael Bush, at TB; Dec. 28, 2008 |
| 173 | Marcus Allen, vs. Den.; Nov. 24, 1985 |
| 171 | Darren McFadden, vs. NY; Sept. 25, 2011 |
| 167 | Clem Daniels, vs. Den.; Oct. 25, 1964 |

Most yards rushing, rookie, game

| | |
|-----|---|
| 221 | Bo Jackson, at Sea.; Nov. 30, 1987 |
| 177 | Michael Bush, at TB; Dec. 28, 2008 |
| 164 | Darren McFadden, at KC; Sept. 14, 2008 |
| 156 | Marcus Allen, vs. Sea.; Dec. 5, 1982 |
| 134 | Arthur Whittington, at KC; Nov. 5, 1978 |
| 126 | Marcus Allen, at SD; Jan. 2, 1983 |
| 118 | Charlie Smith, at Cin.; Nov. 24, 1968 |
| 116 | Marcus Allen, at SF; Sept. 12, 1982 |

Most games, 100-or-more yards rushing, career

| | |
|----|-----------------------------|
| 22 | Marcus Allen, 1982-92 |
| 15 | Clem Daniels, 1961-67 |
| 14 | Napoleon Kaufman, 1995-2000 |
| 13 | Darren McFadden, 2008-13 |
| 10 | Marv Hubbard, 1969-75 |

Most games, 100-or-more yards rushing, season

| | |
|----|------------------------|
| 11 | Marcus Allen, 1985 |
| 6 | Napoleon Kaufman, 1997 |
| | Darren McFadden, 2010 |
| 4 | Clem Daniels, 1963 |
| | Bo Jackson, 1989 |
| | Napoleon Kaufman, 1998 |

Most consecutive games, 100-or-more yards rushing

| | |
|----|-------------------------------------|
| 11 | Marcus Allen, Oct. 6-Dec. 23, 1985 |
| 3 | Marv Hubbard, Oct. 27-Nov. 10, 1974 |
| | Bo Jackson, Oct. 29-Nov. 12, 1989 |
| | Bo Jackson, Dec. 2-16, 1990 |
| | Napoleon Kaufman, Sept. 14-28, 1997 |

Longest run from scrimmage

| | |
|----|---|
| 93 | Terrelle Pryor, vs. Pit.; Oct. 27, 2013 |
| 92 | Bo Jackson, vs. Cin.; Nov. 5, 1989 |
| 91 | Bo Jackson, at Sea.; Nov. 30, 1987 |
| 90 | Lataivus Murray, vs. KC; Nov. 20, 2014 |
| 89 | Kenny King, vs. SD; Oct. 12, 1980 |
| 88 | Bo Jackson, vs. Cin.; Dec. 16, 1990 (no TD) |
| 87 | Jack Larscheid, vs. Bos.; Oct. 16, 1960 |
| 83 | Napoleon Kaufman, vs. Den.; Oct. 19, 1997 |
| | Tony Teresa, vs. Buf.; Nov. 13, 1960 |
| 80 | Napoleon Kaufman, vs. NYG; Sept. 13, 1998 |
| | Tyrone Wheatley, vs. Sea.; Oct. 22, 2000 |
| | Rashad Jennings, at Hou.; Nov. 17, 2013 |

Average Gain, Rushing

Highest average gain, career (750 att.)

| | |
|------|---|
| 4.90 | Napoleon Kaufman, 1995-2000 (978-4,792) |
| 4.81 | Marv Hubbard, 1969-75 (913-4,394) |
| 4.53 | Clarence Davis, 1971-78 (804-3,640) |
| 4.50 | Clem Daniels, 1961-67 (1,133-5,103) |
| 4.09 | Darren McFadden, 2008-13 (883-3,713) |
| 4.09 | Marcus Allen, 1982-92 (145-2,090) |

Highest average gain, season (75 att.)

| | |
|-----|----------------------------------|
| 6.9 | Terrelle Pryor, 2013 (83-576) |
| 6.8 | Bo Jackson, 1987 (81-554) |
| 5.9 | Rich Gannon, 2000 (89-529) |
| 5.8 | Napoleon Kaufman, 1996 (150-874) |
| 5.6 | Bo Jackson, 1990 (125-698) |
| 5.5 | Bo Jackson, 1989 (173-950) |



RB Bo Jackson

Highest average gain, game (10 att.)

| | |
|------|---|
| 12.3 | Bo Jackson, at Sea.; Nov. 30, 1987 (18-221) |
| 12.2 | Bo Jackson, vs. Cin.; Nov. 5, 1989 (13-159) |
| 11.8 | Tony Teresa, vs. Buf.; Nov. 13, 1960 (12-141) |
| 11.5 | Kenny King, vs. SD; Oct. 12, 1980 (12-138) |
| 11.0 | Marv Hubbard, at HouO.; Dec. 2, 1973 (11-121) |

Touchdowns, Rushing

Most seasons leading league

| | |
|---|---------------------|
| 1 | Pete Banaszak, 1975 |
| | Marcus Allen, 1982 |

Most seasons leading team

| | |
|---|----------------------------------|
| 8 | Marcus Allen, 1982-88, 1990 |
| 4 | Charlie Smith, 1968-72 |
| | Pete Banaszak, 1971, 1974-76 |
| | Mark van Eeghen, 1977-80 |
| 3 | Clem Daniels, 1962, 1965-66 |
| | Harvey Williams, 1994-95, 1998 |
| | Tyrone Wheatley, 1999-2000, 2004 |
| | Zack Crockett, 2001-03 |
| | Michael Bush, 2009-11 |

Most consecutive seasons leading team

| | |
|---|--------------------------|
| 7 | Marcus Allen, 1982-88 |
| 4 | Charlie Smith, 1968-72 |
| | Mark van Eeghen, 1977-80 |
| 3 | Pete Banaszak, 1974-76 |
| | Zack Crockett, 2001-03 |
| | Michael Bush, 2009-11 |

Most rushing touchdowns, career

| | |
|----|----------------------------|
| 79 | Marcus Allen, 1982-92 |
| 47 | Pete Banaszak, 1966-78 |
| 35 | Mark van Eeghen, 1974-81 |
| | Zack Crockett, 1999-2006 |
| 32 | Tyrone Wheatley, 1999-2004 |
| 30 | Clem Daniels, 1961-67 |

Most rushing touchdowns, season

| | |
|----|---------------------|
| 16 | Pete Banaszak, 1975 |
| 13 | Marcus Allen, 1984 |
| 12 | Marcus Allen, 1990 |
| 11 | Marcus Allen, 1982 |
| | Marcus Allen, 1985 |

Most rushing touchdowns, rookie, season

| | |
|----|--------------------------|
| 11 | Marcus Allen, 1982 |
| 7 | Arthur Whittington, 1978 |
| 6 | J.D. Smith, 1960 |
| 5 | Charlie Smith, 1968 |
| 4 | Bo Jackson, 1987 |
| | Darren McFadden, 2008 |

INDIVIDUAL RECORDS

Most rushing touchdowns, game

- 3 Tony Teresa, at BosP; Nov. 4, 1960
Clem Daniels, vs. HouO.; Nov. 6, 1966
Pete Banaszak, at Was.; Nov. 23, 1975
Pete Banaszak, vs. KC; Dec. 21, 1975
Mark van Eeghen, vs. Atl.; Oct. 14, 1979
Booker Russell, vs. SD; Oct. 25, 1979
Marcus Allen, vs. LARm.; Dec. 18, 1982
Marcus Allen, vs. SD; Sept. 24, 1984
Marcus Allen, at Mia.; Dec. 2, 1984
Marcus Allen, vs. SD; Oct. 28, 1985
Marcus Allen, vs. KC; Nov. 25, 1990
Rich Gannon, at Ind.; Sept. 10, 2000
LaMont Jordan, vs. Buf.; Oct. 23, 2005
Daunte Culpepper, at Mia.; Sept. 30, 2007
Darren McFadden, at Den.; Oct. 24, 2010

Most consecutive games, rushing for touchdowns

- 5 Charlie Smith, Nov. 12-Dec. 11, 1972
Mark van Eeghen, Oct. 29-Nov. 26, 1978
Marcus Allen, Oct. 30-Nov. 27, 1983
- 4 Clem Daniels, Dec. 2, 1962 – Sept. 7, 1963
Hewitt Dixon, Dec. 10, 1967 – Sept. 15, 1968
Art Whittington, Sept. 17-Oct. 8, 1978
Harvey Williams, Sept. 17-Oct. 8, 1995
Zack Crockett, Nov. 5-26, 2000

PASSING

Passer Rating *(current rating system implemented in 1973)*

Most seasons leading league

- 1 Tom Flores, 1960
Ken Stabler, 1976

Highest passer rating, career (800 att.)

- 91.2 Rich Gannon, 1999-2004
- 83.7 Derek Carr, 2014-15
- 83.5 Carson Palmer, 2011-12
- 82.1 Jeff Hostetler, 1993-96
- 80.2 Ken Stabler, 1970-79

Highest passer rating, season (200 att.)

- 103.4 Ken Stabler, 1976
- 97.3 Rich Gannon, 2002
- 95.5 Rich Gannon, 2001
- 94.9 Ken Stabler, 1974
- 92.4 Rich Gannon, 2000

Highest passer rating, game (12 att.)

- 158.2 Jay Schroeder, vs. Sea.; Nov. 17, 1991
- 149.3 Jay Schroeder, at Min.; Dec. 22, 1990
- 148.3 Rich Gannon, vs. SD; Nov. 14, 1999
- 147.7 Ken Stabler, at Chi.; Nov. 7, 1976
- 145.8 Daryle Lamonica, at Mia.; Sept. 21, 1968

Attempts

Most seasons leading league

- 1 Daryle Lamonica, 1969
Rich Gannon, 2002

Most seasons leading team

- 7 Ken Stabler, 1973-79
- 6 Daryle Lamonica, 1967-72
- 5 Tom Flores, 1960-61, 1963, 1965-66
Rich Gannon, 1999-03
- 4 Jim Plunkett, 1980, 1982-83, 1986
Marc Wilson, 1981, 1984-85, 1987
Jay Schroeder, 1988, 1990-92
Jeff Hostetler, 1993-96

Most consecutive seasons leading team

- 7 Ken Stabler, 1973-79
- 6 Daryle Lamonica, 1967-72
- 5 Rich Gannon, 1999-03
- 4 Jeff Hostetler, 1993-96
- 3 Jay Schroeder, 1990-92

Most passes attempted, career

- 2,481 Ken Stabler, 1970-79
- 2,448 Rich Gannon, 1999-2004
- 2,248 Daryle Lamonica, 1967-74
- 1,707 Jim Plunkett, 1979-86
- 1,666 Marc Wilson, 1980-87

Most passes attempted, season

- 618 Rich Gannon, 2002
- 599 Derek Carr, 2014
- 573 Derek Carr, 2015
- 565 Kerry Collins, 2005
Carson Palmer, 2012
- 549 Rich Gannon, 2001

Most passes attempted, rookie, season

- 599 Derek Carr, 2014
- 211 Matt McGloin, 2013
- 66 JaMarcus Russell, 2007
- 40 Todd Marinovich, 1991
- 38 David Humm, 1975
- 35 Chon Gallegos, 1962

Most passes attempted, game

- 64 Rich Gannon, at Pit.; Sept. 15, 2002
- 61 Carson Palmer, vs. TB; Nov. 4, 2012
- 59 Todd Marinovich, vs. Cle.; Sept. 20, 1992
- 56 Derek Carr, at KC; Dec. 14, 2014
- 55 Rich Gannon, at KC; Oct. 27, 2002
- 54 Carson Palmer, vs. Cle.; Dec. 2, 2012
Derek Carr, at Cle.; Oct. 26, 2014
- 53 Rich Gannon, at Den.; Nov. 13, 2000
- 52 Jim Plunkett, vs. KC; Oct. 5, 1980
Jay Schroeder, at Sea.; Oct. 13, 1991
Rich Gannon, vs. NYJ; Oct. 24, 1999

Completions

Most seasons leading league

- 1 Daryle Lamonica, 1969
Rich Gannon, 2002

Most seasons leading team

- 7 Ken Stabler, 1973-79
- 6 Daryle Lamonica, 1967-72
- 5 Tom Flores, 1960-61, 1963, 1965-66
Rich Gannon, 1999-03
- 4 Jim Plunkett, 1980, 1982-83, 1986
Marc Wilson, 1981, 1984-85, 1987
Jay Schroeder, 1988, 1990-92
Jeff Hostetler, 1993-96

Most consecutive seasons leading team

- 7 Ken Stabler, 1973-79
- 6 Daryle Lamonica, 1967-72
- 5 Rich Gannon, 1999-03
- 4 Jeff Hostetler, 1993-96
- 3 Jay Schroeder, 1990-92



QB Ken Stabler

INDIVIDUAL RECORDS

Most passes completed, career

| | |
|-------|--------------------------|
| 1,533 | Rich Gannon, 1999-2004 |
| 1,486 | Ken Stabler, 1970-79 |
| 1,138 | Daryle Lamonica, 1967-74 |
| 960 | Jim Plunkett, 1979-86 |
| 913 | Jeff Hostetler, 1993-96 |

Most passes completed, season

| | |
|-----|---------------------|
| 418 | Rich Gannon, 2002 |
| 361 | Rich Gannon, 2001 |
| 350 | Derek Carr, 2015 |
| 348 | Derek Carr, 2014 |
| 345 | Carson Palmer, 2012 |
| 304 | Rich Gannon, 1999 |
| | Ken Stabler, 1979 |

Most passes completed, rookie, season

| | |
|-----|------------------------|
| 348 | Derek Carr, 2014 |
| 118 | Matt McGloin, 2013 |
| 36 | JaMarcus Russell, 2007 |
| 23 | Todd Marinovich, 1991 |
| 18 | Chon Gallegos, 1962 |
| | David Humm, 1975 |

Most passes completed, game

| | |
|----|--------------------------------------|
| 43 | Rich Gannon, at Pit.; Sept. 15, 2002 |
| 39 | Carson Palmer, vs. TB; Nov. 4, 2012 |
| 35 | Rich Gannon, at Den.; Dec. 30, 2001 |
| | Rich Gannon, vs. SD; Oct. 20, 2002 |
| | Rich Gannon, at KC; Oct. 27, 2002 |

Completion Percentage

Most seasons leading league

| | |
|---|-------------------------|
| 2 | Ken Stabler, 1973, 1976 |
| 1 | Tom Flores, 1960 |

Highest completion percentage, career (500 att.)

| | |
|------|--------------------------------------|
| 62.6 | Rich Gannon, 1999-2004 (1,533-2,448) |
| 60.9 | Carson Palmer, 2011-12 (544-893) |
| 59.9 | Ken Stabler, 1970-79 (1,486-2,481) |
| 59.6 | Derek Carr, 2014-15 (698-1,172) |
| 58.5 | Jeff Hostetler, 1993-96 (913-1,562) |

Highest completion percentage, season (140 att.)

| | |
|------|-------------------------------|
| 67.6 | Rich Gannon, 2002 (418-618) |
| 66.7 | Ken Stabler, 1976 (194-291) |
| 65.8 | Rich Gannon, 2001 (361-549) |
| 62.7 | Ken Stabler, 1973 (163-260) |
| 61.1 | Derek Carr, 2015 (350-573) |
| | Carson Palmer, 2012 (345-565) |

Highest completion percentage, rookie, season

| | |
|------|------------------------|
| 58.1 | Derek Carr, 2014 |
| 57.5 | Todd Marinovich, 1991 |
| 55.9 | Matt McGloin, 2013 |
| 54.5 | JaMarcus Russell, 2007 |
| 51.4 | Chon Gallegos, 1962 |



QB Rich Gannon

Highest completion percentage, game (20 att.)

| | |
|------|---|
| 89.5 | Rich Gannon, at Den.; Nov. 11, 2002 (34-38) |
| 86.2 | Ken Stabler, at BalC.; Oct. 28, 1973 (25-29) |
| 85.2 | Jeff Hostetler, vs. Min.; Sept. 5, 1993 (23-27) |
| 84.8 | Rich Gannon, at KC; Oct. 15, 2000 (28-33) |
| 83.3 | Ken Stabler, vs. Det.; Nov. 10, 1974 (20-24) |
| 81.3 | Rich Gannon, vs. Car.; Dec. 24, 2000 (26-32) |
| 80.0 | Ken Stabler, at Den.; Oct. 17, 1976 (16-20) |
| | Ken Stabler, vs. Cin.; Dec. 6, 1976 (16-20) |
| | Carson Palmer, vs. Det.; Dec. 18, 2011 (32-40) |

Yards Passing

Most seasons leading league

| | |
|---|-----------------------|
| 1 | Daryle Lamonica, 1969 |
| | Jeff George, 1997 |

Most seasons leading team

| | |
|---|------------------------------------|
| 7 | Ken Stabler, 1973-79 |
| 6 | Daryle Lamonica, 1967-72 |
| 5 | Tom Flores, 1960-61, 1963, 1965-66 |
| | Rich Gannon, 1999-03 |
| 4 | Jim Plunkett, 1980, 1982-83, 1986 |
| | Marc Wilson, 1981, 1984-85, 1987 |
| | Jay Schroeder, 1988, 1990-92 |
| | Jeff Hostetler, 1993-96 |

Most consecutive seasons leading team

| | |
|---|--------------------------|
| 7 | Ken Stabler, 1973-79 |
| 6 | Daryle Lamonica, 1967-72 |
| 5 | Rich Gannon, 1999-03 |
| 4 | Jeff Hostetler, 1993-96 |
| 3 | Jay Schroeder, 1990-92 |

Most yards passing, career

| | |
|--------|--------------------------|
| 19,078 | Ken Stabler, 1970-79 |
| 17,585 | Rich Gannon, 1999-2004 |
| 16,655 | Daryle Lamonica, 1967-74 |
| 12,665 | Jim Plunkett, 1979-86 |
| 11,760 | Marc Wilson, 1980-87 |
| 11,635 | Tom Flores, 1960-66 |
| 11,122 | Jeff Hostetler, 1993-96 |
| 10,276 | Jay Schroeder, 1988-92 |

Most seasons, 3,000-or-more yards passing

| | |
|---|--------------------------|
| 4 | Rich Gannon, 1999-2002 |
| 3 | Daryle Lamonica, 1967-69 |
| 2 | Jeff Hostetler, 1993-94 |
| 2 | Kerry Collins, 2004-05 |
| | Derek Carr, 2014-15 |
| 1 | Ken Stabler, 1979 |
| | Jeff George, 1997 |
| | Carson Palmer, 2012 |

Most consecutive seasons, 3,000-or-more yards passing

| | |
|---|--------------------------|
| 4 | Rich Gannon, 1999-2002 |
| 3 | Daryle Lamonica, 1967-69 |
| 2 | Jeff Hostetler, 1993-94 |
| | Kerry Collins, 2004-05 |
| | Derek Carr, 2014-15 |

Most yards passing, season

| | |
|-------|-----------------------|
| 4,689 | Rich Gannon, 2002 |
| 4,018 | Carson Palmer, 2012 |
| 3,987 | Derek Carr, 2015 |
| 3,917 | Jeff George, 1997 |
| 3,840 | Rich Gannon, 1999 |
| 3,828 | Rich Gannon, 2001 |
| 3,759 | Kerry Collins, 2005 |
| 3,615 | Ken Stabler, 1979 |
| 3,495 | Kerry Collins, 2004 |
| 3,430 | Rich Gannon, 2000 |
| 3,334 | Jeff Hostetler, 1994 |
| 3,302 | Daryle Lamonica, 1969 |
| 3,270 | Derek Carr, 2014 |
| 3,245 | Daryle Lamonica, 1968 |

INDIVIDUAL RECORDS

Most yards passing, rookie, season

| | |
|-------|------------------------|
| 3,270 | Derek Carr, 2014 |
| 1,547 | Matt McGloin, 2013 |
| 373 | JaMarcus Russell, 2007 |
| 298 | Chon Gallegos, 1962 |
| 246 | David Humm, 1975 |
| 243 | Todd Marinovich, 1991 |

Most yards passing, game

| | |
|-----|--|
| 427 | Cotton Davidson, vs. Den.; Oct. 25, 1964 |
| 424 | Jeff Hostetler, vs. SD; Oct. 31, 1993 |
| 417 | Carson Palmer, vs. SD; Jan. 1, 2012 |
| 414 | Carson Palmer, vs. TB; Nov. 4, 2012 |
| 407 | Tom Flores, vs. HouO; Dec. 22, 1963 |
| 403 | Rich Gannon, at Pit.; Sept. 15, 2002 |

Most games, 300-or-more yards passing, career

| | |
|----|--------------------------|
| 20 | Rich Gannon, 1999-2004 |
| 11 | Daryle Lamonica, 1967-74 |
| 10 | Jim Plunkett, 1979-86 |
| | Carson Palmer, 2011-12 |
| 8 | Ken Stabler, 1970-79 |
| | Marc Wilson, 1980-87 |

Most games, 300-or-more yards passing, season

| | |
|----|-----------------------|
| 10 | Rich Gannon, 2002 |
| 6 | Carson Palmer, 2012 |
| 6 | Derek Carr, 2015 |
| 5 | Daryle Lamonica, 1968 |
| 4 | Cotton Davidson, 1964 |
| | Jeff Hostetler, 1994 |
| | Rich Gannon, 2001 |
| | Kerry Collins, 2004 |
| | Carson Palmer, 2011 |

Most consecutive games, 300-or-more yards passing

| | |
|---|---------------------------------------|
| 6 | Rich Gannon, Sept. 15-Oct. 27, 2002 |
| 3 | Cotton Davidson, Oct. 16-Nov. 1, 1964 |
| | Daryle Lamonica, Nov. 3-24, 1968 |
| | Rich Gannon, Nov. 24-Dec. 8, 2002 |
| | Carson Palmer, Nov. 4-18, 2012 |
| | Derek Carr, Nov. 1-15, 2015 |

Longest pass completion

| | |
|----|---|
| 99 | Jim Plunkett (to Cliff Branch), at Was.; Oct. 2, 1983 |
| 94 | George Blanda (to Warren Wells), vs. Den.; Nov. 10, 1968 |
| 93 | Tom Flores (to Dobie Craig), vs. NYJ; Oct. 20, 1963 |
| 92 | Marc Wilson (to Marcus Allen), vs. Sea.; Oct. 7, 1984 (no TD) |
| 90 | Cotton Davidson (to Dick Dorsey), at SD; Dec. 2, 1962 |
| 88 | Ken Stabler (to Cliff Branch), vs. GB; Oct. 24, 1976 |
| 86 | Jim Plunkett (to Cliff Branch), at Phi.; Nov. 23, 1980 |
| | JaMarcus Russell (to Zach Miller), vs. Phi.; Oct. 18, 2009 |
| 85 | Tom Flores (to Charley Fuller), at Buf.; Nov. 5, 1961 |
| | Jay Schroeder (to Mervyn Fernandez), at NO; Oct. 23, 1988 |

Average Gain, Passing

Most seasons leading league

| | |
|---|---------------------|
| 1 | Ken Stabler, 1976 |
| | Jay Schroeder, 1990 |

Highest average gain, career (800 att.)

| | |
|------|--------------------------|
| 7.69 | Ken Stabler, 1970-79 |
| 7.58 | Carson Palmer, 2011-12 |
| 7.42 | Jim Plunkett, 1979-86 |
| 7.41 | Daryle Lamonica, 1967-74 |
| 7.37 | Jay Schroeder, 1988-92 |

Highest average gain, season (200 att.)

| | |
|------|---------------------|
| 9.41 | Ken Stabler, 1976 |
| 8.62 | Tom Flores, 1966 |
| 8.53 | Jay Schroeder, 1990 |
| 8.51 | Tom Flores, 1963 |
| 8.39 | Carson Palmer, 2011 |



QB Daryle Lamonica

Highest average gain, game (20 att.)

| | |
|-------|--|
| 14.95 | Carson Palmer, at SD; Nov. 10, 2011 |
| 14.33 | Daryle Lamonica, at Mia.; Sept. 21, 1968 |
| 14.03 | Tom Flores, vs. HouO.; Dec. 22, 1963 |
| 13.25 | Jeff Hostetler, vs. SD; Oct. 31, 1993 |
| 13.04 | Ken Stabler, at Den.; Oct. 22, 1973 |
| 13.04 | Ken Stabler, at SD; Oct. 10, 1976 |
| 13.00 | Jeff George, at Atl.; Sept. 14, 1997 |
| 12.95 | Tom Flores, vs. Den.; Dec. 15, 1963 |

Touchdown Passes

Most seasons leading league

| | |
|---|-----------------------------|
| 2 | Daryle Lamonica, 1967, 1969 |
| | Ken Stabler, 1974, 1976 |

Most touchdown passes, career

| | |
|-----|--------------------------|
| 150 | Ken Stabler, 1970-79 |
| 148 | Daryle Lamonica, 1967-74 |
| 114 | Rich Gannon, 1999-2004 |
| 92 | Tom Flores, 1960-66 |
| 80 | Jim Plunkett, 1979-86 |

Most touchdown passes, season

| | |
|----|-----------------------------|
| 34 | Daryle Lamonica, 1969 |
| 32 | Derek Carr, 2015 |
| 30 | Daryle Lamonica, 1967, 1969 |
| 29 | Jeff George, 1997 |
| 28 | Rich Gannon, 2000 |
| 27 | Ken Stabler, 1976 |
| | Rich Gannon, 2001 |

Most touchdown passes, rookie, season

| | |
|----|------------------------|
| 21 | Derek Carr, 2014 |
| 8 | Matt McGloin, 2013 |
| 3 | David Humm, 1975 |
| | Todd Marinovich, 1991 |
| 2 | Chon Gallegos, 1962 |
| | JaMarcus Russell, 2007 |

Most touchdown passes, game

| | |
|---|--|
| 6 | Tom Flores, vs. HouO.; Dec. 22, 1963 |
| | Daryle Lamonica, vs. Buf.; Oct. 19, 1969 |
| 5 | Tom Flores, vs. Den.; Dec. 15, 1963 |
| | Cotton Davidson, vs. Den.; Oct. 25, 1964 |
| | Marc Wilson, at SD; Oct. 21, 1984 |
| | Rich Gannon, vs. Car; Dec. 24, 2000 |
| | Kerry Collins, vs. Ten.; Dec. 19, 2004 |

Most games, four-or-more TD passes, career

| | |
|---|--------------------------|
| 7 | Daryle Lamonica, 1967-74 |
| 6 | Ken Stabler, 1970-79 |
| 5 | Rich Gannon, 1999-2004 |
| 3 | Jeff Hostetler, 1993-96 |
| | Derek Carr, 2014-15 |
| 2 | Tom Flores, 1960-66 |
| | Marc Wilson, 1980-87 |
| | Kerry Collins, 2004-05 |

INDIVIDUAL RECORDS

Most games, four-or-more TD passes, season

- 2 Tom Flores, 1963
- Daryle Lamonica, 1967
- Daryle Lamonica, 1968
- Daryle Lamonica, 1969
- Ken Stabler, 1974
- Ken Stabler, 1975
- Rich Gannon, 2000
- Kerry Collins, 2004
- Derek Carr, 2015

Most consecutive games, four-or-more TD passes

- 2 Tom Flores, Dec. 15-22, 1963
- Derek Carr, Nov. 1-8, 2015

Most consecutive games, TD pass

- 25 Daryle Lamonica, Dec. 8, 1968 -- Nov. 15, 1970
- 19 Rich Gannon, Nov. 5, 2001 -- Nov. 11, 2002
- 15 Ken Stabler, Dec. 14, 1975 -- Sept. 18, 1977
- 12 Daryle Lamonica, Dec. 17, 1967 -- Nov. 24, 1968
- Ken Stabler, Sept. 30-Dec. 16, 1979

Had Intercepted

Most passes had intercepted, career

- 143 Ken Stabler, 1970-79
- 115 Daryle Lamonica, 1967-74
- 86 Marc Wilson, 1980-87
- 83 Tom Flores, 1960-66
- 81 Jim Plunkett, 1979-86

Most passes had intercepted, season

- 30 Ken Stabler, 1978
- 25 Daryle Lamonica, 1969
- 24 Ken Stabler, 1975
- 23 Cotton Davidson, 1962
- 22 Ken Stabler, 1979

Fewest passes had intercepted, season (200 att.)

- 4 Rich Gannon, 2003 (225 attempts)
- 5 Rick Mirer, 2003 (221 attempts)
- 7 Steve Beuerlein, 1988 (238 attempts)
- 8 Marc Wilson, 1987 (266 attempts)
- JaMarcus Russell, 2008 (368 attempts)
- Jason Campbell, 2010 (329 attempts)
- Matt McGloin, 2013 (211 attempts)

Most passes had intercepted, game

- 7 Ken Stabler, vs. Den.; Oct. 16, 1977
- 6 Cotton Davidson, at SD; Nov. 1, 1964
- Donald Hollas, vs. Mia.; Dec. 6, 1998
- 5 Daryle Lamonica, at Cin.; Nov. 2, 1969
- Ken Stabler, at Mia.; Dec. 10, 1978
- Ken Stabler, at NY; Oct. 21, 1979
- Jim Plunkett, vs. KC; Oct. 5, 1980

Most attempts, no interceptions, game

- 56 Derek Carr, at KC; Dec. 14, 2014
- 54 Derek Carr, at Cle.; Oct. 26, 2014
- 48 Kerry Collins, vs. NYG; Dec. 31, 2005
- 46 Carson Palmer, vs. SD; Sept. 10, 2012
- 44 Jeff George, vs. NYG; Sept. 13, 1998

Lowest Percentage, Passes Had Intercepted

Most seasons leading league

- 2 Daryle Lamonica, 1967-68
- 1 Tom Flores, 1965

Lowest percentage, career (800 att.)

- 2.04 Rich Gannon, 1999-2004 (50 int., 2,448 att.)
- 2.13 Derek Carr, 2014-15 (25 int., 1,172 att.)
- 2.97 Kerry Collins, 2004-05 (32 int., 1,078 att.)
- 3.14 Jeff Hostetler, 1993-96 (49 int., 1,562 att.)
- 3.36 Carson Palmer, 2011-12 (30 int., 893 att.)
- 4.45 Jay Schroeder, 1988-92 (62 int., 1,394)

Lowest percentage, season (200 att.)

- 1.62 Rich Gannon, 2002 (10 int., 618 att.)
- 1.64 Rich Gannon, 2001 (9 int., 549 att.)
- 1.73 Jeff George, 1997 (9 int., 521 att.)
- 1.78 Rich Gannon, 2003 (4 int., 225 att.)
- 2.00 Derek Carr, 2014 (12 int., 599 att.)
- 2.12 Kerry Collins, 2005 (12 int., 565 att.)

Times Sacked (since 1963: sack became official in 1982)

Most times sacked, career

- 189 Ken Stabler, 1970-79
- 178 Jim Plunkett, 1979-86
- 171 Marc Wilson, 1980-87
- 162 Rich Gannon, 1999-2004
- 133 Jeff Hostetler, 1993-96

Most times sacked, season

- 58 Jeff George, 1997
- 49 Rich Gannon, 1999
- 46 Andrew Walter, 2006
- 42 Jim Plunkett, 1983
- 41 Jeff Hostetler, 1994

Most times sacked, game

- 10 Jeff George, at KC; Sept. 6, 1998
- 9 Steve Beuerlein, vs. LARm.; Sept. 18, 1988
- Andrew Walter, at Sea.; Nov. 6, 2006
- Terrelle Pryor, at KC; Oct. 13, 2013
- 8 Jim Plunkett, at Phi.; Nov. 23, 1980
- Jim Plunkett, at Sea.; Oct. 16, 1983
- Marc Wilson, vs. SD; Sept. 28, 1986
- Marc Wilson, vs. Chi.; Dec. 27, 1987
- Donald Hollas, vs. Mia.; Dec. 6, 1998

PASS RECEIVING

Most seasons leading league, receptions

- 2 Todd Christensen, 1983, 1986
- 1 Fred Biletnikoff, 1971
- Tim Brown, 1997

Most seasons leading team, receptions

- 11 Tim Brown, 1988, 1992-2001
- 6 Fred Biletnikoff, 1968-73
- 5 Todd Christensen, 1982-86
- 4 Art Powell, 1963-66
- 3 Cliff Branch, 1974-75, 1979
- Dave Casper, 1976-78
- Zach Miller, 2008-10



WR Fred Biletnikoff

Most consecutive seasons leading team, receptions

- 10 Tim Brown, 1992-2001
- 6 Fred Biletnikoff, 1968-73
- 5 Todd Christensen, 1982-86
- 4 Art Powell, 1963-66
- 3 Dave Casper, 1976-78
- Zach Miller, 2008-10

Most receptions, career

- 1,079 Tim Brown, 1988-2003
- 580 Fred Biletnikoff, 1965-78
- 501 Cliff Branch, 1972-84
- 461 Todd Christensen, 1981-88
- 446 Marcus Allen, 1982-92

INDIVIDUAL RECORDS

Most seasons, 50-or-more receptions

- 11 Tim Brown, 1993-2003
- 4 Art Powell, 1963-66
- Fred Biletnikoff, 1968-69, 1971-72
- Marcus Allen, 1983-85, 1987
- Todd Christensen, 1983-86

Most receptions, season

- 104 Tim Brown, 1997
- 95 Todd Christensen, 1986
- 92 Todd Christensen, 1983
- Jerry Rice, 2002
- 91 Tim Brown, 2001
- Charlie Garner, 2002
- 90 Tim Brown, 1996
- Tim Brown, 1999

Most receptions, rookie, season

- 72 Amari Cooper, 2015
- 44 Zach Miller, 2007
- 43 Tim Brown, 1988
- 42 Raymond Chester, 1970
- 39 Rod Streater, 2012
- 38 Marcus Allen, 1982
- Mychal Rivera, 2013
- 34 Rickey Dudley, 1996
- Louis Murphy, 2009

Most receptions, game

- 14 Tim Brown, vs. Jac.; Dec. 21, 1997
- Brandon Myers, vs. Cle.; Dec. 2, 2012
- 13 Tim Brown, at KC; Oct. 27, 2002
- Darren McFadden, vs. SD; Sept. 10, 2012
- 12 Tim Brown, vs. Dal.; Nov. 19, 1995
- Dave Casper, at NE; Oct. 3, 1976

Receiving Yards

Most seasons leading league

- 1 Art Powell, 1963
- Warren Wells, 1969
- Cliff Branch, 1974

Most seasons leading team

- 10 Tim Brown, 1992-2001
- 6 Cliff Branch, 1974-76, 1979-80, 1982
- 4 Art Powell, 1963-66
- Todd Christensen, 1983-86
- 3 Fred Biletnikoff, 1967, 1971-72
- Warren Wells, 1968-70
- Mervyn Fernandez, 1988-89, 1991
- Zach Miller, 2008-10



WR Cliff Branch

Most consecutive seasons leading team

- 10 Tim Brown, 1992-2001
- 4 Art Powell, 1963-66
- Todd Christensen, 1983-86
- 3 Warren Wells, 1968-70
- Zach Miller, 2008-10

Most yards receiving, career

- 14,734 Tim Brown, 1988-2003
- 8,974 Fred Biletnikoff, 1965-78
- 8,685 Cliff Branch, 1972-84
- 5,872 Todd Christensen, 1981-88
- 4,491 Art Powell, 1963-66

Most seasons, 1,000-or-more yards receiving

- 9 Tim Brown, 1993-2001
- 3 Art Powell, 1963-64, 1966
- Todd Christensen, 1983-84, 1986
- 2 Warren Wells, 1968-69
- Cliff Branch, 1974, 1976
- Todd Christensen, 1983-84
- Jerry Rice, 2001-02

Most yards receiving, season

- 1,408 Tim Brown, 1997
- 1,361 Art Powell, 1964
- 1,344 Tim Brown, 1999
- 1,342 Tim Brown, 1995
- 1,309 Tim Brown, 1994
- 1,304 Art Powell, 1963
- 1,260 Warren Wells, 1969
- 1,247 Todd Christensen, 1983
- 1,211 Jerry Rice, 2002

Most yards receiving, rookie, season

- 1,070 Amari Cooper, 2015
- 771 James Jett, 1993
- 725 Tim Brown, 1988
- 665 Jessie Hester, 1985
- 618 Denarius Moore, 2011
- 584 Rod Streater, 2012
- 556 Raymond Chester, 1970

Most yards receiving, game

- 247 Art Powell, vs. HouO.; Dec. 22, 1963
- 206 Art Powell, at BosP; Oct. 8, 1965
- 198 Warren Wells, vs. Den.; Oct. 11, 1970
- 193 Jessie Hester, vs. Phi.; Nov. 30, 1986
- 190 Tim Brown, vs. NYJ; Oct. 24, 1999
- 183 Tim Brown, at Buf.; Dec. 5, 1993
- 181 Art Powell, at HouO.; Sept. 7, 1963

Most games, 200-or-more yards receiving, career

- 2 Art Powell, 1963-66

Most games, 100-or-more yards receiving, career

- 43 Tim Brown, 1988-2003
- 22 Cliff Branch, 1972-85
- 21 Fred Biletnikoff, 1965-78
- 18 Art Powell, 1963-66
- 14 Warren Wells, 1967-70
- Todd Christensen, 1979-88

Most games, 100-or-more yards receiving, season

- 7 Art Powell, 1964
- Warren Wells, 1968
- Tim Brown, 1997
- 6 Cliff Branch, 1976
- Tim Brown, 1995

Most consecutive games, 100-or-more yards receiving

- 3 Art Powell, Oct. 10-25, 1964
- Warren Wells, Oct. 27-Nov. 10, 1968
- Cliff Branch, Nov. 3-17, 1974
- Cliff Branch, Oct. 24-Nov. 7, 1976
- Tim Brown, Oct. 24-Nov. 14, 1999

INDIVIDUAL RECORDS

Longest pass reception

- 99 Cliff Branch (from Jim Plunkett), at Was.; Oct. 2, 1983
- 94 Warren Wells (from George Blanda), vs. Den.; Nov. 10, 1968
- 93 Dobie Craig (from Tom Flores), vs. NY; Oct. 20, 1963
- 92 Marcus Allen (from Marc Wilson), vs. Sea.; Oct. 7, 1984 (no TD)
- 90 Dick Dorsey (from Cotton Davidson), at SD; Dec. 2, 1962
- 88 Cliff Branch (from Ken Stabler), vs. GB; Oct. 24, 1976
- 86 Cliff Branch (from Jim Plunkett), at Phi.; Nov. 23, 1980
- Zach Miller (from JaMarcus Russell), vs. Phi.; Oct. 18, 2009
- 85 Charley Fuller (from Tom Flores), at Buf.; Nov. 5, 1961
- Mervyn Fernandez (from Jay Schroeder), at NO; Oct. 23, 1988

Average Gain, Receiving

Highest average gain, career (145 rec.)

- 23.29 Warren Wells, 1967-70 (156-3,634)
- 20.03 Willie Gault, 1988-93 (149-2,985)
- 19.36 Dokie Williams, 1983-87 (148-2,866)
- 18.01 Mervyn Fernandez, 1987-92 (209-3,764)
- 17.68 Art Powell, 1963-66 (254-4,491)
- 17.34 Cliff Branch, 1972-84 (501-8,685)
- 17.25 James Jett, 1993-2001 (256-4,417)

Highest average gain, season (24 rec.)

- 26.81 Warren Wells, 1969 (47-1,260)
- 25.97 Mervyn Fernandez, 1988 (31-805)
- 24.64 Willie Gault, 1989 (28-690)
- 24.15 Cliff Branch, 1976 (46-1,111)
- 23.36 James Jett, 1993 (33-771)

Highest average gain, game (3 rec.)

- 57.3 Clem Daniels, vs. Buf.; Sept. 15, 1963 (3-172)
- 48.3 Jessie Hester, vs. Phi.; Nov. 30, 1986 (4-193)
- 43.3 Marcus Allen, vs. Sea.; Oct. 7, 1984 (4-173)
- 42.3 Warren Wells, at Den.; Nov. 10, 1968 (3-127)
- 41.7 Raghib Ismail, vs. Ind.; Oct. 22, 1995 (3-125)

Touchdown Receptions

Most seasons leading league

- 2 Warren Wells, 1968-69
- Cliff Branch, 1974, 1976
- 1 Art Powell, 1963

Most consecutive seasons leading league

- 2 Warren Wells, 1968-69

Most seasons leading team

- 11 Tim Brown, 1988, 1991-96, 1998, 2000-01, 2003
- 5 Cliff Branch, 1974-77, 1982
- Todd Christensen, 1983-86
- 4 Art Powell, 1963-66
- 3 Warren Wells, 1968-70
- Jerry Porter, 2002, 2004, 2007
- Denarius Moore, 2011-13

Most consecutive seasons leading team

- 6 Tim Brown, 1991-96
- 5 Todd Christensen, 1983-86
- 4 Art Powell, 1963-66
- Cliff Branch, 1974-77
- 3 Warren Wells, 1968-70
- Denarius Moore, 2011-13

Most touchdown receptions, career

- 99 Tim Brown, 1988-2003
- 76 Fred Biletnikoff, 1965-78
- 67 Cliff Branch, 1972-84
- 50 Art Powell, 1963-66
- 42 Warren Wells, 1967-70
- 41 Todd Christensen, 1981-88

Most touchdown receptions, season

- 16 Art Powell, 1963
- 14 Warren Wells, 1969
- 13 Cliff Branch, 1974
- 12 Art Powell, 1965
- Fred Biletnikoff, 1969
- Cliff Branch, 1976
- Todd Christensen, 1983
- James Jett, 1997

Most touchdown receptions, rookie, season

- 7 Raymond Chester, 1970
- 6 Amari Cooper, 2015
- 5 Mike Siani, 1972
- Tim Brown, 1988
- Denarius Moore, 2011
- 4 Jessie Hester, 1985
- Rickey Dudley, 1996
- Louis Murphy, 2009
- Mychal Rivera, 2013

Most touchdown receptions, game

- 4 Art Powell, vs. HouO.; Dec. 22, 1963
- 3 15 times; last: Jerry Porter, vs. Ten.; Dec. 19, 2004

YARDS FROM SCRIMMAGE

Most yards from scrimmage, career

- 14,924 Tim Brown, 1988-2003
- 12,803 Marcus Allen, 1982-92
- 8,974 Fred Biletnikoff, 1965-78
- 8,755 Cliff Branch, 1972-85
- 8,394 Clem Daniels, 1961-67

Most yards from scrimmage, season

- 2,314 Marcus Allen, 1985
- 1,926 Marcus Allen, 1984
- 1,903 Charlie Garner, 2002
- 1,784 Clem Daniels, 1963
- 1,697 Napoleon Kaufman, 1997

Most yards from scrimmage, game

- 256 Clem Daniels, vs. NY; Oct. 20, 1963
- 248 Clem Daniels, vs. Buf.; Sept. 15, 1963
- 247 Art Powell, vs. HouO.; Dec. 22, 1963
- 242 Michael Bush, at SD; Nov. 10, 2011
- 235 Bo Jackson, at Sea.; Nov. 30, 1987

DEFENSE

Sacks (Became official stat in 1982)

Most seasons leading league

- 1 Derrick Burgess, 2005

Most sacks, career

- 107.5 Greg Townsend, 1983-93, 1997
- 84 Howie Long, 1981-93
- 57.5 Anthony Smith, 1991-97
- 53 Bill Pickel, 1983-90
- 39.5 Chester McGlockton, 1992-97

Most sacks, season

- 16 Derrick Burgess, 2005
- 15.5 Sean Jones, 1986
- 15 Khalil Mack, 2015
- 13 Howie Long, 1983
- Greg Townsend, 1991
- Anthony Smith, 1992
- Pat Swilling, 1995

Most sacks, rookie, season

- 10.5 Greg Townsend, 1983
- 9 Aaron Wallace, 1990
- 6 Bill Pickel, 1983
- 5.5 Scott Davis, 1988
- 5 Trevor Scott, 2008
- Lamar Houston, 2010
- 4.5 Sio Moore, 2013

Most sacks, game

- 5 Howie Long, at Was.; Oct. 2, 1983
- Khalil Mack, at Den.; Dec. 13, 2015
- 4 Anthony Smith, at Sea.; Oct. 18, 1992
- Anthony Smith, vs. Sea.; Sept. 12, 1993
- Kameron Wimbley, at SD; Nov. 10, 2011
- 3.5 Howie Long, at KC; Dec. 12, 1982
- Bill Pickel, at Det.; Dec. 10, 1984
- Greg Townsend, vs. Was.; Oct. 29, 1989
- 3 18 times; last: Tommy Kelly, at KC; Nov. 6, 2005

INDIVIDUAL RECORDS

Most seasons, 10-or-more sacks

- 7 Greg Townsend, 1993, 1995-96, 1988-91
- 3 Howie Long, 1983-85
- Anthony Smith, 1991-93
- Bill Pickel, 1994-96
- 2 Lance Johnstone, 1998-99
- Derrick Burgess, 2005-06

Most consecutive seasons, 10-or-more sacks

- 4 Greg Townsend, 1988-91
- 3 Howie Long, 1983-85
- Anthony Smith, 1991-93
- Bill Pickel, 1994-96
- 2 Greg Townsend, 1995-96
- Lance Johnstone, 1998-99
- Derrick Burgess, 2005-06

Defensive Touchdowns

Most defensive touchdowns, career

- 7 Terry McDaniel, 1990-96
- 6 Rod Martin, 1980-84
- 5 Dan Conners, 1966-69
- Lester Hayes, 1979-86
- 4 George Atkinson, 1968-73
- Greg Townsend, 1983-90
- Eric Allen, 2000-01
- Phillip Buchanan, 2002-04
- 3 Charles Woodson, 1998-2005, 2013

Most defensive touchdowns, season

- 3 Charlie Phillips, 1978
- Terry McDaniel, 1994
- Eric Allen, 2000
- 2 17 times, last: Phillip Buchanan, 2003

Most defensive touchdowns, rookie, season

- 2 Gus Otto, 1965
- 1 George Atkinson, 1968
- Greg Townsend, 1983
- Lance Johnstone, 1996
- Charles Woodson, 1998
- Phillip Buchanan, 2002
- Keith McGill, 2014

INTERCEPTIONS BY

Most seasons leading league

- 1 Dave Grayson, 1968
- Lester Hayes, 1980
- Ronnie Lott, 1991
- Rod Woodson, 2002



CB Lester Hayes

Most seasons leading team

- 6 Terry McDaniel, 1990, 1992-96
- 4 Vann McElroy, 1983, 1986-88
- 3 Lester Hayes, 1979-80, 1985
- Eric Allen, 1998-2000
- Michael Huff, 2009-10, 2012
- Charles Woodson, 1998, 2014-15

Most consecutive seasons leading team

- 5 Terry McDaniel, 1992-96
- 3 Vann McElroy, 1986-88
- Eric Allen, 1998-2000
- 2 Tom Morrow, 1962-63
- Warren Powers, 1965-66
- Dave Grayson, 1968-69
- Alonzo Thomas, 1974-75
- Lester Hayes, 1979-80
- Eddie Anderson, 1989-90
- Phillip Buchanan, 2003-04
- Chris Johnson, 2008-09
- Michael Huff, 2009-10
- Charles Woodson, 2014-15

Most interceptions by, career

- 39 Willie Brown, 1967-78
- Lester Hayes, 1977-86
- 34 Terry McDaniel, 1988-97
- 31 Vann McElroy, 1982-90
- 30 George Atkinson, 1968-77
- Jack Tatum, 1971-79

Most interceptions by, season

- 13 Lester Hayes, 1980
- 10 Tommy Morrow, 1962
- Dave Grayson, 1968
- 9 Eddie Macon, 1960
- Tommy Morrow, 1963

Most interceptions by, rookie, season

- 6 Charlie Phillips, 1975
- 5 Charles Woodson, 1998
- 4 Wayne Crow, 1960
- Rodger Bird, 1966
- George Atkinson, 1968
- Jack Tatum, 1971
- Neal Colzie, 1975

Most interceptions by, game

- 3 Tommy Morrow, at HouO.; Sept. 7, 1963
- Dave Grayson, vs. SD; Oct. 29, 1967
- Dave Grayson, at SD; Oct. 26, 1969
- Willie Brown, vs. LARm.; Oct. 29, 1972
- George Atkinson, at Cle.; Oct. 6, 1974
- Charlie Phillips, vs. Den.; Dec. 8, 1975
- Terry McDaniel, at NE; Oct. 9, 1994
- Rod Woodson, vs. Ten.; Sept. 29, 2002

YARDS GAINED

Most seasons leading league

- 1 Fred Williamson, 1962
- Lester Hayes, 1980
- James Davis, 1982
- Mike Haynes, 1984
- Eddie Anderson, 1989

Most interception yards, career

- 636 Jack Tatum, 1971-79
- 624 Dave Grayson, 1965-70
- Terry McDaniel, 1988-97
- 572 Lester Hayes, 1977-86
- 531 Eddie Anderson, 1987-97

Most interception yards, season

- 273 Lester Hayes, 1980
- 233 Eddie Anderson, 1989
- 225 Rod Woodson, 2002
- 220 Mike Haynes, 1984
- 195 Dave Grayson, 1968

Most interception yards, rookie, season

- 136 Jack Tatum, 1971
- 131 Gus Otto, 1965
- 118 Charles Woodson, 1998
- 81 Phillip Buchanan, 2002
- 66 George Atkinson, 1968

INDIVIDUAL RECORDS

Most interception yards, game

| | |
|-----|---|
| 151 | Mike Haynes, at Mia.; Dec. 2, 1984 |
| 134 | Terry McDaniel, vs. Den.; Nov. 22, 1992 |
| 102 | Eddie Anderson, at Mia.; Dec. 14, 1992 |
| 100 | Rod Woodson, vs. Ten.; Sept. 29, 2002 |
| | Chris Carr, vs. Pit.; Oct. 29, 2006 |

Longest interception return (All TDs)

| | |
|-----|--|
| 102 | Eddie Anderson, at Mia.; Dec. 14, 1992 |
| 100 | Chris Carr, vs. Pit.; Oct. 29, 2006 |
| 98 | Rod Woodson, at Den.; Nov. 11, 2002 |
| 94 | Eric Turner, vs. Den.; Sept. 20, 1998 |
| 83 | Phillip Buchanan, vs. Cin.; Sept. 14, 2003 |
| 82 | Rod Woodson, vs. Ten.; Sept. 29, 2002 |
| 81 | Phillip Buchanan, at Buf.; Oct. 6, 2002 |

Most touchdowns on interceptions, career

| | |
|---|---------------------------|
| 5 | Terry McDaniel, 1988-97 |
| 4 | Dave Grayson, 1965-70 |
| | Lester Hayes, 1977-86 |
| | Rod Martin, 1979-88 |
| | Phillip Buchanan, 2002-04 |

Most touchdowns on interceptions, season

| | |
|---|---------------------------|
| 3 | Eric Allen, 2000 |
| 2 | Dave Grayson, 1965 |
| | Gus Otto, 1965 |
| | Warren Powers, 1967 |
| | Jimmy Warren, 1971 |
| | Lester Hayes, 1979 |
| | Rod Martin, 1983 |
| | Eddie Anderson, 1989 |
| | Terry McDaniel, 1994 |
| | Anthony Dorsett, 2001 |
| | Rod Woodson, 2002 |
| | Phillip Buchanan, 2003-04 |
| | Thomas Howard, 2007 |

Most touchdowns on interceptions, rookie, season

| | |
|---|------------------------|
| 2 | Gus Otto, 1965 |
| 1 | George Atkinson, 1968 |
| | Charles Woodson, 1998 |
| | Phillip Buchanan, 2002 |

Most touchdowns on interceptions, game

| | |
|---|--|
| 1 | 86 times; last: David Amerson, at KC; Jan. 3, 2016 |
|---|--|

PUNTING

Most punts, career

| | |
|-------|------------------------|
| 1,049 | Ray Guy, 1973-86 |
| 1,014 | Shane Lechler, 2000-12 |
| 642 | Jeff Gossett, 1988-96 |
| 364 | Mike Eischeid, 1966-71 |
| 280 | Leo Araguz, 1996-99 |

Most punts, season

| | |
|-----|----------------------|
| 109 | Marquette King, 2014 |
| 98 | Leo Araguz, 1998 |
| 96 | Ray Guy, 1981 |
| | Shane Lechler, 2003 |
| | Shane Lechler, 2009 |
| 93 | Leo Araguz, 1997 |

Most punts, game

| | |
|----|--|
| 16 | Leo Araguz, vs. SD; Oct. 11, 1998 |
| 11 | Wayne Crow, vs. HouO.; Sept. 11, 1960 |
| | Mike Mercer, vs. BosP.; Sept. 22, 1963 |
| | Ray Guy, vs. Cle.; Nov. 18, 1973 |
| | Shane Lechler, vs. Car; Nov. 9, 2008 |
| | Shane Lechler, vs. KC; Nov. 15, 2009 |
| | Marquette King, at Hou.; Nov. 17, 2013 |
| | Marquette King, at KC; Dec. 14, 2014 |

Longest punt

| | |
|----|--|
| 80 | Shane Lechler, vs. Chi.; Nov. 27, 2011 |
| 77 | Wayne Crow, vs. NYJ; Oct. 29, 1961 |
| | Shane Lechler, at Den.; Sept. 12, 2011 |
| 76 | Shane Lechler, at KC; Dec. 24, 2011 |
| 74 | Ray Guy, at Den.; Oct. 30, 1977 |
| 73 | Shane Lechler, vs. SD; Sept. 28, 2003 |
| 72 | Mike Eischeid, vs. Den.; Dec. 10, 1968 |
| | Ray Guy, at HouG.; Dec. 2, 1973 |

Average Yardage, Punting

Most seasons leading league, gross average

| | |
|---|------------------------------------|
| 5 | Shane Lechler, 2003-05, 2007, 2009 |
| 3 | Ray Guy, 1974-75, 1977 |
| 1 | Marquette King, 2013 |

Highest gross average, punting, career (150 punts)

| | |
|------|---------------------------------------|
| 47.5 | Shane Lechler, 2000-12 (1,014-48,215) |
| 46.1 | Marquette King, 2013-15 (276-12,734) |
| 42.9 | Leo Araguz, 1996-99 (280-12,024) |
| 42.4 | Ray Guy, 1973-86 (1,049-44,493) |
| 42.3 | Mike Eischeid, 1966-71 (364-15,381) |

Highest gross average, punting, season (35 punts)

| | |
|------|----------------------|
| 51.1 | Shane Lechler, 2009 |
| 50.8 | Shane Lechler, 2011 |
| 49.1 | Shane Lechler, 2007 |
| 48.9 | Marquette King, 2013 |
| 48.8 | Shane Lechler, 2008 |



P Ray Guy

Highest gross average, punting, game (4 punts)

| | |
|------|--|
| 59.0 | Shane Lechler, at Den.; Dec. 24, 2005 (5-295) |
| 58.2 | Shane Lechler, at Den.; Sept. 12, 2011 (6-349) |
| 57.6 | Ray Guy, at Den.; Sept. 6, 1981 (5-288) |
| 56.9 | Shane Lechler, at KC; Sept. 20, 2009 (7-398) |
| 56.8 | Shane Lechler, vs. Hou.; Dec. 3, 2006 (4-227) |

Highest net average, career (150 punts, since 1976)

| | |
|------|-------------------------|
| 40.7 | Marquette King, 2013-15 |
| 38.8 | Shane Lechler, 2000-12 |
| 35.3 | Jeff Gossett, 1988-96 |
| 35.0 | Leo Araguz, 1996-99 |

Highest net average, season (35 punts, since 1976)

| | |
|------|----------------------|
| 43.9 | Shane Lechler, 2009 |
| 41.2 | Shane Lechler, 2008 |
| 41.1 | Shane Lechler, 2007 |
| | Marquette King, 2013 |
| 40.9 | Shane Lechler, 2011 |
| 40.8 | Shane Lechler, 2010 |

Highest net average, punting, game (4 punts, since 1976)

| | |
|------|---|
| 52.2 | Shane Lechler, vs. NYJ; Oct. 25, 2009 |
| 50.8 | Marquette King, vs. Den.; Oct. 11, 2015 |
| 50.6 | Shane Lechler, at Ari.; Sept. 26, 2010 |
| 49.8 | Marquette King, vs. SD; Dec. 24, 2015 |
| 49.5 | Shane Lechler, at Ten.; Sept. 12, 2010 |

Punts Had Blocked

Most punts had blocked, career

| | |
|---|--------------------------|
| 4 | Shane Lechler, 2000-12 |
| 3 | Mike Eischeid, 1966-71 |
| | Jerry DePoyster, 1971-72 |
| | Ray Guy, 1973-86 |
| | Jeff Gossett, 1988-96 |
| | Marquette King, 2013-15 |

INDIVIDUAL RECORDS

Most punts had blocked, season

- 3 Jerry DePoyster, 1972
- 2 Wayne Crow, 1961
- Ray Guy, 1978
- Jeff Gossett, 1990
- Marquette King, 2013

Punts Inside the 20

Most punts inside the 20, career (since 1976)

- 322 Shane Lechler, 2000-12
- 210 Ray Guy, 1976-86
- 180 Jeff Gossett, 1988-96
- 94 Marquette King, 2013-15
- 86 Leo Araguz, 1996-99

Most punts inside the 20, season (since 1976)

- 40 Marquette King, 2015
- 33 Shane Lechler, 2008
- 32 Ray Guy, 1985
- 31 Marquette King, 2014
- 30 Shane Lechler, 2009

Most punts inside the 20, game (since 1976)

- 6 Marquette King, vs. SD; Dec. 24, 2015
- 5 Leo Araguz, vs. SD; Oct. 11, 1998
- Shane Lechler, vs. SD; Sept. 3, 2000
- Shane Lechler, vs. NY; Oct. 19, 2008
- Shane Lechler, vs. KC; Nov. 15, 2009
- Marquette King, at Den.; Dec. 13, 2015
- 4 20 times; last: Marquette King, at Den.; Dec. 28, 2014

PUNT RETURNS

Most seasons leading league, punt returns

- 2 Claude Gibson, 1963, 1965
- Rodger Bird, 1966-67
- George Atkinson, 1968, 1973
- 1 Greg Pruitt, 1983
- Fulton Walker, 1985

Most punt returns, career

- 320 Tim Brown, 1988-2002
- 168 Neal Colzie, 1975-78
- 148 George Atkinson, 1968-75
- 138 Greg Pruitt, 1982-84
- 115 Johnnie Lee Higgins, 2007-10

Most punt returns, season

- 62 Fulton Walker, 1985
- 58 Greg Pruitt, 1983
- 53 Greg Pruitt, 1984
- 49 Fulton Walker, 1986
- Tim Brown, 1988

Most punt returns, rookie, season

- 49 Tim Brown, 1988
- 48 Neal Colzie, 1975
- 37 Rodger Bird, 1966
- 36 George Atkinson, 1968
- 35 Ted Watts, 1981

Most punt returns, game

- 9 Rodger Bird, vs. Den.; Sept. 10, 1967
- Cle Montgomery, vs. Det.; Dec. 10, 1984
- 8 Neal Colzie, vs. SD; Oct. 5, 1975
- Ted Watts, vs. NE; Nov. 1, 1981
- Fulton Walker, vs. Cle.; Nov. 16, 1986
- Desmond Howard, vs. SD; Oct. 11, 1998

Fair Catches

Most fair catches, career

- 150 Tim Brown, 1988-2003
- 43 Johnnie Lee Higgins, 2007-10
- 41 Greg Pruitt, 1982-84
- 36 Rod Sherman, 1967-71
- 33 Desmond Howard, 1997-98

Most fair catches, season

- 21 Tim Brown, 1996
- Tim Brown, 2001
- Johnnie Lee Higgins, 2009
- 20 Tim Brown, 1993
- Desmond Howard, 1997

Most fair catches, game

- 5 Darrien Gordon, vs. Atl.; Nov. 26, 2000
- 4 Desmond Howard, vs. NYG; Sept. 13, 1998
- David Dunn, at Phi.; Oct. 28, 2001
- Tim Brown, vs. SD; Oct. 20, 2002
- Tim Brown, at Ari.; Nov. 24, 2002
- Tim Brown, vs. Den.; Dec. 22, 2002
- Phillip Buchanon, at SD; Dec. 28, 2003
- Johnnie Lee Higgins, at Hou.; Oct. 4, 2009

Yards Gained, Punt Returns

Most seasons leading league

- 2 Claude Gibson, 1963-64
- Rodger Bird, 1966-67
- 1 George Atkinson, 1968
- Neal Colzie, 1975
- Greg Pruitt, 1983
- Fulton Walker, 1985
- Tim Brown, 1994
- Johnnie Lee Higgins, 2008

Most punt return yards, career

- 3,272 Tim Brown, 1988-2003
- 1,747 Neal Colzie, 1975-78
- 1,348 Greg Pruitt, 1982-84
- 1,247 George Atkinson, 1968-75
- 1,132 Fulton Walker, 1985-86
- 1,083 Claude Gibson, 1963-65
- 1,063 Rodger Bird, 1966-68

Most punt return yards, season

- 692 Fulton Walker, 1985
- 666 Greg Pruitt, 1983
- 655 Neal Colzie, 1975
- 612 Rodger Bird, 1967
- 570 Johnnie Lee Higgins, 2008

Most punt return yards, rookie, season

- 655 Neal Colzie, 1975
- 490 George Atkinson, 1968
- 444 Tim Brown, 1988
- 323 Rodger Bird, 1966
- 284 Ted Watts, 1981

Most punt return yards, game

- 205 George Atkinson, at Buf.; Sept. 15, 1968 (5-205)
- 152 Cle Montgomery, at Det.; Dec. 10, 1984 (9-152)
- 143 Rodger Bird, vs. Den.; Sept. 10, 1967 (9-143)
- 134 Rodger Bird, vs. SD; Oct. 29, 1967 (5-134)
- 133 Desmond Howard, vs. Sea.; Nov. 15, 1998 (6-133)

Longest punt return (All TDs)

- 97 Greg Pruitt, at Was.; Oct. 2, 1983
- 93 Johnnie Lee Higgins, at Mia.; Nov. 16, 2008
- 89 Johnnie Lee Higgins, at Den.; Nov. 23, 2008
- 88 Tim Brown, vs. KC; Dec. 9, 2001
- 86 George Atkinson, at Buf.; Sept. 15, 1968
- 85 Claude Gibson, vs. KC; Nov. 3, 1963
- 83 Phillip Buchanon, vs. Ten.; Sept. 29, 2002
- 82 George Atkinson, vs. SD; Oct. 13, 1968
- 80 Phillip Buchanon, at SD; Dec. 28, 2003
- 80 Johnnie Lee Higgins, vs. Hou.; Dec. 21, 2008

Average Yardage, Punt Returns

Most seasons leading league

- 2 Claude Gibson, 1963-64
- 1 Rodger Bird, 1967

Highest punt return average, career (50 attempts)

- 12.59 Claude Gibson, 1963-65 (86-1,083)
- 11.31 Rodger Bird, 1966-68 (94-1,063)
- 10.97 Phillip Buchanon, 2002-04 (72-790)
- 10.43 Desmond Howard, 1997-98 (72-751)
- 10.40 Neal Colzie, 1975-78 (168-1,747)

Highest average, season (14 returns)

- 14.45 Claude Gibson, 1964 (29-419)
- 13.86 Cle Montgomery, 1984 (14-194)
- 13.65 Neal Colzie, 1975 (48-655)
- 13.64 Phillip Buchanon, 2003 (36-491)
- 13.61 George Atkinson, 1968 (36-490)

INDIVIDUAL RECORDS

Highest average, rookie, season (14 returns)

| | |
|-------|------------------------|
| 13.65 | Neal Colzie, 1975 |
| 13.61 | George Atkinson, 1968 |
| 11.90 | Phillip Buchanan, 2002 |
| 9.20 | Alvin Wyatt, 1970 |
| 9.10 | Tim Brown, 1988 |

Highest average, game (3 returns)

| | |
|------|--|
| 42.3 | Neal Colzie, at Den.; Nov. 2, 1975 (3-127) |
| 41.0 | George Atkinson, at Buf.; Sept. 15, 1968 (5-205) |
| 32.0 | Phillip Buchanan, vs. NYJ; Nov. 9, 2003 (3-96) |
| 30.7 | Phillip Buchanan, at SD; Dec. 28, 2003 (3-92) |
| 30.0 | Ron Smith, vs. Dal.; Dec. 14, 1974 (3-90) |



S George Atkinson

Touchdowns, Punt Returns

Most seasons leading league

| | |
|---|---------------------------|
| 1 | Claude Gibson, 1963 |
| | George Atkinson, 1968 |
| | Alvin Wyatt, 1970 |
| | Greg Pruitt, 1983 |
| | Desmond Howard, 1998 |
| | Phillip Buchanan, 2003 |
| | Johnnie Lee Higgins, 2008 |

Most touchdowns, career

| | |
|---|------------------------------|
| 3 | Claude Gibson, 1963-65 |
| | George Atkinson, 1968-75 |
| | Tim Brown, 1988-2003 |
| | Phillip Buchanan, 2002-04 |
| | Johnnie Lee Higgins, 2007-10 |
| 2 | Desmond Howard, 1997-98 |
| 1 | Seven tied |

Most touchdowns, season

| | |
|---|---------------------------|
| 3 | Johnnie Lee Higgins, 2008 |
| 2 | Claude Gibson, 1963 |
| | George Atkinson, 1968 |
| | Desmond Howard, 1998 |
| | Phillip Buchanan, 2003 |

Most touchdowns, game

| | |
|---|---|
| 1 | Several times; last: Johnnie Lee Higgins, vs. Hou.; Dec. 21, 2008 |
|---|---|

KICKOFF RETURNS

Most seasons leading league, returns

| | |
|---|----------------------|
| 2 | Chris Carr, 2005-06 |
| 1 | Jack Larscheid, 1960 |
| | George Fleming, 1961 |
| | Tim Brown, 1988 |
| | Desmond Howard, 1997 |

Most kickoff returns, career

| | |
|-----|-----------------------------|
| 201 | Chris Carr, 2005-07 |
| 113 | Bo Roberson, 1962-65 |
| 110 | Desmond Howard, 1997-98 |
| 104 | Raghib Ismail, 1993-95 |
| 98 | Napoleon Kaufman, 1995-2000 |

Most kickoff returns, season

| | |
|----|----------------------|
| 73 | Chris Carr, 2005 |
| 69 | Chris Carr, 2006 |
| 61 | Desmond Howard, 1997 |
| 59 | Chris Carr, 2007 |
| 53 | Doug Gabriel, 2004 |
| | Jacoby Ford, 2010 |

Most kickoff returns, rookie, season

| | |
|----|-----------------------|
| 73 | Chris Carr, 2005 |
| 53 | Jacoby Ford, 2010 |
| 41 | Tim Brown, 1988 |
| 35 | Ira Matthews, 1979 |
| 32 | George Atkinson, 1968 |

Most kickoff returns, game

| | |
|----|--|
| 10 | Desmond Howard, at Sea.; Oct. 26, 1997 |
| 8 | Raghib Ismail, at Sea.; Dec. 17, 1995 |
| 7 | 19 times, last: Jacoby Ford, vs. Mia.; Nov. 28, 2010 |

Kickoff Return Yards

Most seasons leading league

| | |
|---|---------------------|
| 2 | Chris Carr, 2005-06 |
| 1 | Tim Brown, 1988 |

Most kickoff return yards, career

| | |
|-------|-----------------------------|
| 4,841 | Chris Carr, 2005-07 |
| 2,791 | Bo Roberson, 1962-65 |
| 2,358 | Desmond Howard, 1997-98 |
| 2,234 | Raghib Ismail, 1993-95 |
| 2,149 | Napoleon Kaufman, 1995-2000 |
| 2,140 | Clarence Davis, 1971-77 |

Most kickoff return yards, season

| | |
|-------|----------------------|
| 1,762 | Chris Carr, 2006 |
| 1,752 | Chris Carr, 2005 |
| 1,327 | Chris Carr, 2007 |
| 1,318 | Desmond Howard, 1997 |
| 1,280 | Jacoby Ford, 2010 |

Most kickoff return yards, rookie, season

| | |
|-------|-----------------------|
| 1,752 | Chris Carr, 2005 |
| 1,280 | Jacoby Ford, 2010 |
| 1,098 | Tim Brown, 1988 |
| 873 | Ira Matthews, 1979 |
| 802 | George Atkinson, 1968 |

Most kickoff return yards, game

| | |
|-----|--|
| 223 | Desmond Howard, at Sea.; Oct. 26, 1997 |
| 220 | Terry Kirby, at Sea.; Nov. 11, 2001 |
| 208 | Jacoby Ford, vs. Mia.; Nov. 28, 2010 |
| 206 | Chris Carr, at Bal.; Sept. 17, 2006 |
| 199 | Doug Gabriel, at Hou.; Oct. 3, 2004 |

Longest kickoff return (All TDs)

| | |
|-----|--------------------------------------|
| 104 | Ira Matthews, vs. SD; Oct. 25, 1979 |
| 102 | Harold Hart, at Mia.; Sept. 22, 1975 |
| 101 | Jacoby Ford, vs. Cle.; Oct. 16, 2011 |

Average Yardage, Kickoff Returns

Most seasons leading league

| | |
|---|---------------------|
| 1 | Larry Brunson, 1979 |
| | Tim Brown, 1988 |

Highest average, career (50 returns)

| | |
|-------|-------------------------------------|
| 27.09 | Clarence Davis, 1971-77 (79-2,140) |
| 25.00 | Jacoby Ford, 2010-13 (75-1,874) |
| 24.91 | George Atkinson, 1968-75 (76-1,893) |
| 24.70 | Bo Roberson, 1962-65 (113-2,791) |
| 24.46 | Taiwan Jones, 2011-15 (67-1,639) |

Highest average, season (12 returns)

| | |
|-------|-------------------------------|
| 30.47 | Harold Hart, 1975 (17-518) |
| 28.40 | Jack Larscheid, 1960 (30-852) |
| 27.77 | Bryan McCann, 2011 (13-361) |
| 27.70 | Bo Roberson, 1962 (27-748) |
| 27.19 | Clarence Davis, 1971 (27-734) |

Highest average, game (3 returns)

| | |
|-------|--|
| 53.00 | Harold Hart, at Mia.; Sept. 22, 1975 (3-159) |
| 49.67 | Bryan McCann, at KC; Dec. 24, 2011 (3-149) |
| 45.33 | David Dunn, vs. Atl.; Nov. 26, 2000 (3-136) |
| 45.00 | Ira Matthews, vs. SD; Oct. 25, 1979 (4-180) |
| 41.67 | Bo Roberson, vs. SD; Sept. 30, 1962 (3-125) |

Touchdowns, Kickoff Returns

Most seasons leading league

| | |
|---|--------------------|
| 1 | Bo Roberson, 1962 |
| | Ira Matthews, 1979 |
| | Tim Brown, 1988 |
| | Jacoby Ford, 2010 |

INDIVIDUAL RECORDS

Most touchdowns, career

- 4 Jacoby Ford, 2010-13
- 2 Terry Kirby, 2001-02
- Justin Miller, 2008-09
- 1 10 tied

Most touchdowns, season

- 3 Jacoby Ford, 2010
- 2 Justin Miller, 2008
- 1 13 times; last: Jacoby Ford, 2011

Most touchdowns, game

- 1 18 times; last: Jacoby Ford, vs. Cle.; Oct. 16, 2011

Combined Kick Returns

Most combined kick returns, career

- 369 Tim Brown, 1988-2003
- 278 Chris Carr, 2005-07
- 224 George Atkinson, 1968-75
- 186 Greg Pruitt, 1982-84
- 182 Desmond Howard, 1997-98

Most combined kick returns, season

- 107 Chris Carr, 2005
- 104 Chris Carr, 2006
- 94 Desmond Howard, 1998
- 90 Tim Brown, 1988
- 89 Greg Pruitt, 1983

Yards Gained, Combined Kick Returns

Most yards gained, career

- 5,295 Chris Carr, 2005-07
- 4,507 Tim Brown, 1988-2003
- 3,140 George Atkinson, 1968-75
- 3,109 Desmond Howard, 1997-98
- 2,845 Bo Roberson, 1962-65

Most yards gained, season

- 1,978 Chris Carr, 2006
- 1,938 Chris Carr, 2005
- 1,581 Desmond Howard, 1998
- 1,542 Tim Brown, 1988
- 1,528 Desmond Howard, 1997

Most yards gained, game

- 245 Chris Carr, at Bal.; Sept. 17, 2006
- 244 Desmond Howard, at Buf.; Dec. 13, 1998
- 230 George Atkinson, at Buf.; Sept. 15, 1968
- 227 Greg Pruitt, at Was.; Oct. 2, 1983
- 223 Desmond Howard, at Sea.; Oct. 26, 1997

Touchdowns, Combined Kick Return

Most TD, combined kick returns, career

- 4 Tim Brown, 1988-2003
- Jacoby Ford, 2010-13
- 3 Claude Gibson, 1963-65
- George Atkinson, 1968-75
- Terry Kirby, 2001-02
- Phillip Buchanan, 2002-04
- Johnnie Lee Higgins, 2007-10

Most touchdowns, season

- 3 Johnnie Lee Higgins, 2008 (3 PR, 0 KR)
- Jacoby Ford, 2010 (0 PR, 3 KR)
- 2 Claude Gibson, 1963 (2 PR, 0 KR)
- George Atkinson, 1968 (2 PR, 0 KR)
- Desmond Howard, 1998 (2 PR, 0 KR)
- Terry Kirby, 2002 (1 PR, 1 KR)
- Phillip Buchanan, 2003 (2 PR, 0 KR)
- Justin Miller, 2008 (0 PR, 2 KR)

Most touchdowns, game

- 1 42 times, last: Jacoby Ford, vs. Cle.; Oct. 16, 2011

COMBINED NET YARDS

Rushing, receiving, interception returns, punt returns, kickoff returns and fumble returns

Combined Attempts

Most combined attempts, career

- 2,547 Marcus Allen, 1982-92
- 1,650 Mark van Eeghen, 1974-81
- 1,501 Tim Brown, 1988-2003
- 1,377 Clem Daniels, 1961-67
- 1,252 Darren McFadden, 2008-14
- 1,207 Napoleon Kaufman, 1995-2000

- 1,116 Pete Banaszak, 1966-78
- 1,026 Charlie Smith, 1968-74
- 1,008 Tyrone Wheatley, 1999-2004
- 1,001 Marv Hubbard, 1969-75
- 989 Clarence Davis, 1971-78
- 981 Harvey Williams, 1994-98
- 926 Hewitt Dixon, 1966-70
- 923 Justin Fargas, 2003-09

Most combined attempts, season

- 449 Marcus Allen, 1985
- 342 LaMont Jordan, 2005
- 342 Marcus Allen, 1984
- 341 Harvey Williams, 1994
- 339 Mark van Eeghen, 1977
- 336 Marcus Allen, 1983
- 313 Napoleon Kaufman, 1997
- 309 Harvey Williams, 1997
- 307 Latavius Murray, 2015
- 301 Mark van Eeghen, 1978
- 293 Michael Bush, 2011
- 283 Charlie Garner, 2001
- 275 Mark van Eeghen, 1979
- 274 Charlie Garner, 2002
- 270 Darren McFadden, 2010
- 264 Tyrone Wheatley, 1999
- 258 Darren McFadden, 2012

Combined Net Yards Gained

Most combined net yards gained, career

- 19,443 Tim Brown, 1988-2003
- 12,798 Marcus Allen, 1982-92
- 9,266 Clem Daniels, 1961-67
- 8,981 Fred Biletnikoff, 1965-78
- 8,969 Cliff Branch, 1972-85
- 8,048 Napoleon Kaufman, 1995-2000
- 7,486 Mark van Eeghen, 1974-81
- 6,641 Clarence Davis, 1971-78
- 6,057 Darren McFadden, 2008-14
- 5,933 Todd Christensen, 1979-88
- 5,394 Chris Carr, 2005-07
- 5,374 Charlie Smith, 1968-74
- 5,147 Pete Banaszak, 1966-78
- 5,073 Marv Hubbard, 1969-75

Most combined net yards gained, season

- 2,317 Tim Brown, 1988
- 2,308 Marcus Allen, 1985
- 1,978 Chris Carr, 2006
- 1,938 Chris Carr, 2005
- 1,926 Marcus Allen, 1984
- 1,905 Jacoby Ford, 2010
- 1,904 Charlie Garner, 2002
- 1,812 Johnnie Lee Higgins, 2008
- 1,796 Tim Brown, 1994
- 1,784 Clem Daniels, 1963
- 1,726 Napoleon Kaufman, 1999
- 1,706 Tim Brown, 1995
- 1,705 Doug Gabriel, 2004
- 1,697 Napoleon Kaufman, 1997
- 1,657 Darren McFadden, 2010
- 1,614 Clem Daniels, 1962
- 1,604 Marcus Allen, 1983
- 1,588 LaMont Jordan, 2005
- 1,552 Clem Daniels, 1964
- 1,489 Harvey Williams, 1995
- 1,453 Clem Daniels, 1966
- 1,452 Clem Daniels, 1965
- 1,434 Tim Brown, 1997
- 1,417 Charlie Garner, 2001
- 1,408 Mark van Eeghen, 1977

Most combined net yards gained, rookie, season

- 2,317 Tim Brown, 1988
- 1,937 Chris Carr, 2005
- 1,905 Jacoby Ford, 2010
- 1,240 Arthur Whittington, 1978
- 1,152 Clarence Davis, 1971
- 1,108 Amari Cooper, 2015

TEAM RECORDS

CHAMPIONSHIPS

League championships

- 4 American Football League: 1967
- National Football League: 1976, 1980, 1983

Conference championships

- 4 AFC: 1976, 1980, 1983, 2002

Times finishing first, regular season

- 15 AFL West: 1967, 1969
- AFC West: 1970, 1972, 1973, 1974, 1975, 1976, 1983, 1985, 1990, 2000, 2001, 2002
- AFC: 1982

Consecutive times finishing first, regular season

- 5 1972-76 (AFC West)
- 3 2000-02 (AFC West)
- 2 1969-70 (AFL West, AFC West)
- 1982-83 (AFC, AFC West)

GAMES WON

Most consecutive games won

- 14 Oct. 15, 1967 – Oct. 6, 1968
- Oct. 10, 1976 – Oct. 9, 1977
- 11 Oct. 27, 1968 – Sept. 28, 1969
- 9 Sept. 22-Nov. 17, 1974
- Dec. 5, 1982 – Sept. 25, 1983
- 8 Oct. 20-Dec. 22, 1963

Most consecutive games won, season

- 10 Oct. 15-Dec. 24, 1967
- Oct. 10-Dec. 12, 1976
- 9 Sept. 22-Nov. 17, 1974
- 8 Oct. 20-Dec. 22, 1963
- Oct. 27-Dec. 15, 1968
- 7 Oct. 26-Dec. 8, 1975

Most consecutive games without defeat

- 15 Oct. 27, 1968 – Oct. 26, 1969
- 14 Oct. 15, 1967 – Oct. 6, 1968
- Oct. 10, 1976 – Oct. 9, 1977
- 9 Sept. 22-Nov. 17, 1974
- Dec. 5, 1982 – Sept. 25, 1983

Most games won, regular season

- 13 1967
- 1976
- 12 1968
- 1969
- 1974
- 1983
- 1985
- 1990
- 2000

Most consecutive games won, start of season

- 4 1968
- 1977
- 1983
- 1984
- 1990
- 2002

Most consecutive games won, end of season

- 10 1967
- 1976
- 8 1963
- 1968
- 6 1969
- 1972
- 1985

Most consecutive games without defeat, season

- 10 Oct. 15-Dec. 24, 1967
- Oct. 10-Dec. 12, 1976
- 9 Sept. 22-Nov. 17, 1974
- 8 Oct. 20-Dec. 22, 1963
- Oct. 27-Dec. 15, 1968
- 7 Oct. 26-Dec. 8, 1975
- Oct. 11-Nov. 22, 1970

Most consecutive games without defeat, start of season

- 7 1969
- 4 1968
- 1977
- 1983
- 1984
- 1990
- 2002

Most consecutive games without defeat, end of season

- 10 1967
- 1976
- 8 1963
- 1968
- 6 1969
- 1972
- 1985

Most consecutive home games won

- 18 1968-70
- 10 1989-90
- 2000-01
- 9 1966-68
- 1975-77
- 7 1973-74
- 1974-75
- 1982-83



Super Bowl XV

Most consecutive home games won, Oakland

- 18 1968-70
- 10 2000-01
- 9 1966-68
- 1975-77
- 7 1973-74
- 1974-75

Most consecutive home games won, Los Angeles

- 10 1989-90
- 7 1982-83
- 6 1985
- 5 1983-84
- 1990-91

Most consecutive home games without defeat

- 18 1968-70
- 10 1966-68
- 1989-90
- 2000-01
- 9 1975-77
- 8 1972-73

Most consecutive road games won

- 9 1967-68
- 1974-75
- 1976-77
- 6 1983-84
- 5 1986
- 2000

TEAM RECORDS

Most consecutive road games without defeat

| | |
|---|---------|
| 9 | 1967-68 |
| | 1974-75 |
| | 1976-77 |
| 7 | 1968-69 |
| 6 | 1983-84 |
| 5 | 1973 |
| | 1986 |
| | 2000 |

Most shutouts won or tied, season

| | |
|---|------|
| 2 | 1975 |
| | 1992 |

GAMES LOST

Most consecutive games lost

| | |
|----|---------|
| 19 | 1961-62 |
| 16 | 2013-14 |
| 11 | 2005-06 |
| | 2006-07 |
| 8 | 1995-96 |
| 7 | 1987 |
| | 1991-92 |

Most consecutive games without victory

| | |
|----|---------|
| 19 | 1961-62 |
| 16 | 2013-14 |
| 11 | 2005-06 |
| | 2006-07 |
| 8 | 1995-96 |
| 7 | 1987 |
| | 1991-92 |

Most games lost, regular season

| | |
|----|------|
| 13 | 1962 |
| | 2014 |
| 12 | 1961 |
| | 1997 |
| | 2003 |
| | 2005 |
| | 2006 |
| | 2007 |
| | 2012 |
| | 2013 |

Most consecutive games lost, start of season

| | |
|----|------|
| 13 | 1962 |
| 10 | 2014 |
| 5 | 1964 |
| | 2006 |
| 4 | 1992 |

Most consecutive games lost, end of season

| | |
|---|------|
| 9 | 2006 |
| 6 | 1961 |
| | 1995 |
| | 2005 |
| | 2013 |
| 5 | 1997 |

Most consecutive games without a victory, season

| | |
|----|------|
| 13 | 1962 |
| 10 | 2014 |
| 9 | 2006 |
| 7 | 1987 |
| 6 | 1961 |
| | 1964 |
| | 1987 |
| | 2005 |
| | 2007 |
| | 2012 |
| | 2013 |

Most consecutive games without a victory, start of season

| | |
|----|------|
| 13 | 1962 |
| 10 | 2014 |
| 6 | 1964 |
| 5 | 2006 |
| 4 | 1992 |

Most consecutive games without a victory, end of season

| | |
|---|------|
| 9 | 2006 |
| 6 | 1961 |
| | 1995 |
| | 2005 |
| | 2013 |

Most consecutive home games lost

| | |
|----|---------|
| 11 | 1961-62 |
| 9 | 2013-14 |
| 6 | 2005-06 |
| 5 | 2006-07 |
| 4 | 1995 |
| | 1997 |
| | 2007-08 |
| | 2008 |
| | 2012 |
| | 2013 |

Most consecutive home games lost, Oakland

| | |
|----|---------|
| 11 | 1961-62 |
| 9 | 2013-14 |
| 6 | 2005-06 |
| 5 | 2006-07 |
| 4 | 1995 |
| | 1997 |
| | 2004 |
| | 2007-08 |
| | 2008 |
| | 2012 |
| | 2013 |

Most consecutive home games lost, Los Angeles

| | |
|---|---------|
| 3 | 1986 |
| | 1987 |
| | 1988 |
| | 1991-92 |

Most consecutive home games without victory

| | |
|----|---------|
| 11 | 1961-62 |
| 9 | 2013-14 |
| 6 | 2005-06 |
| 5 | 2006-07 |

Most shutouts lost or tied, season

| | |
|---|------|
| 3 | 1981 |
| | 2006 |
| 2 | 1961 |

TIE GAMES

Most tie games, season

| | |
|---|------|
| 2 | 1964 |
| | 1970 |
| | 1971 |

Most consecutive tie games

| | |
|---|----------------------|
| 2 | Oct. 31-Nov. 7, 1971 |
|---|----------------------|

SCORING

Points

Seasons leading league, scoring

| | |
|------|--------------|
| 1967 | (468 points) |
| 1968 | (453 points) |
| 1969 | (377 points) |

Most consecutive seasons leading league

| | |
|---|---------|
| 3 | 1967-69 |
|---|---------|

Most points, season

| | |
|-----|------|
| 479 | 2000 |
| 468 | 1967 |
| 453 | 1968 |
| 450 | 2002 |
| 442 | 1983 |

TEAM RECORDS

Most points, game

- 59 at Denver; Oct. 24, 2010 (59-14)
- 52 vs. Houston Oilers; Dec. 22, 1963 (52-49)
- vs. Carolina; Dec. 24, 2000 (52-9)
- vs. Tennessee; Sept. 29, 2002 (52-25)
- 51 vs. Denver; Sept. 10, 1967 (51-0)
- vs. San Diego; Oct. 29, 1967 (51-10)
- 50 vs. Buffalo; Oct. 19, 1969 (50-21)
- vs. Atlanta; Oct. 14, 1979 (50-19)

Most points, both teams, game

- 101 vs. Houston Oilers; Dec. 22, 1963 (52-49 win)
- 87 vs. Kansas City; Dec. 15, 2013 (31-56 loss)
- 86 at Boston; Oct. 16, 1964 (43-43 tie)
- 80 at L.A. Chargers; Nov. 27, 1960 (52-28 loss)
- vs. Seattle; Dec. 18, 1988 (43-37 loss)
- vs. Kansas City; Nov. 5, 2000 (49-31 win)
- at Buffalo; Oct. 6, 2002 (49-31 win)

Fewest points, both teams, game

- 6 at San Diego; Oct. 5, 1975 (6-0 win)
- 9 vs. Chicago; Dec. 27, 1987 (6-3 loss)
- 10 vs. Cleveland; Nov. 18, 1973 (7-3 loss)
- 12 at Buffalo; Oct. 5, 1963 (12-0 loss)
- vs. Denver; Dec. 1, 1980 (9-3 win)
- at San Francisco; Nov. 13, 1988 (9-3 win)

Most points, shutout victory

- 51 vs. Denver; Sept. 10, 1967
- 45 vs. Tampa Bay; Dec. 19, 1999
- 42 vs. N.Y. Giants; Nov. 4, 1973
- 34 at Cincinnati; Nov. 24, 1968
- at San Diego; Sept. 26, 1971
- at Houston Oilers; Oct. 9, 1972

Fewest points, shutout victory

- 6 at San Diego; Oct. 5, 1975 (6-0 win)

Most points overcome to win, game

- 24 vs. San Diego; Nov. 22, 1982 (28-24 win, 24-0 deficit)
- at Denver; Sept. 26, 1988 (30-27 win, 24-0 deficit) (OT)

Most points, each half

First:

- 38 at Denver; Oct. 24, 2010
- 31 vs. Tennessee; Sept. 29, 2002
- 30 at San Diego, Oct. 25, 2015
- 28 at Kansas City; Jan. 2, 2000 (OT)
- vs. Kansas City; Nov. 5, 2000
- vs. Cleveland; Sept. 24, 2000
- vs. Seattle; Sept. 8, 2002

Second:

- 31 at Indianapolis; Sept. 10, 2000
- 28 vs. Tampa Bay; Dec. 19, 1999
- vs. Carolina; Dec. 24, 2000
- at Buffalo; Oct. 6, 2002
- 26 at Atlanta; Sept. 14, 1997

Most points, one quarter

- 24 at Indianapolis (third qtr.); Sept. 10, 2000
- at Denver (first qtr.); Oct. 24, 2010
- 22 vs. Tampa Bay (fourth qtr.); Nov. 4, 2012
- 21 14 times; last: at Min. (second qtr.); Nov. 20, 2011

Most points, each quarter

First:

- 24 at Denver; Oct. 24, 2010

Second:

- 21 Seven times; last: at Min.; Nov. 20, 2011

Third:

- 24 at Indianapolis; Sept. 10, 2000

Fourth:

- 22 vs. Tampa Bay; Nov. 4, 2012

Most consecutive games scoring

- 216 Sept. 18, 1966 – Sept. 20, 1981

TOUCHDOWNS

Seasons leading league, overall touchdowns

- 1967 (58)
- 1968 (55)
- 1969 (45)



RB Darren McFadden

Most consecutive seasons leading league, overall TDs

- 3 1967-69

Most overall touchdowns, season

- 58 1967
- 2000
- 55 1968
- 54 1983
- 53 2002

Fewest overall touchdowns, season

- 16 2006
- 17 2009
- 27 1962
- 2008
- 28 2012
- 2014

Most overall touchdowns, game

- 8 at Denver; Oct. 24, 2010
- 7 vs. N.Y. Jets; Oct. 20, 1963
- vs. Houston Oilers; Dec. 22, 1963
- vs. Denver; Sept. 10, 1967
- vs. San Diego; Oct. 29, 1967
- vs. New Orleans; Nov. 9, 1975
- vs. Tampa Bay; Nov. 28, 1976
- vs. Kansas City; Nov. 5, 2000
- vs. Carolina; Dec. 24, 2000
- vs. Tennessee; Sept. 29, 2002
- at Buffalo; Oct. 6, 2002

Most overall touchdowns, both teams, game

- 14 HouO. (7) at Oak. (7); Dec. 22, 1963

Most consecutive games, scoring TD

- 97 Sept. 18, 1966 – Sept. 16, 1973

POINTS AFTER TOUCHDOWN

Most (one-point) PAT, season

- 56 1967
- 2000
- 54 1968
- 51 1983
- 50 2002

Fewest (1-point) PAT, season

- 16 2006
- 17 2009
- 20 1962
- 24 1961
- 25 2008
- 2012

Most (1-point) PAT, game

- 8 at Denver; Oct. 24, 2010
- 7 vs. N.Y. Jets; Oct. 20, 1963
- vs. Houston Oilers; Dec. 22, 1963
- vs. San Diego; Oct. 29, 1967
- vs. Tampa Bay; Nov. 28, 1976
- vs. Kansas City; Nov. 5, 2000
- vs. Carolina; Dec. 24, 2000
- vs. Tennessee; Sept. 29, 2002
- at Buffalo; Oct. 6, 2002

TEAM RECORDS

Most (1-point) PAT, both teams, game

- 14 Hou.O. (7) at Oak. (7); Dec. 22, 1963
- 12 KC (8) at Oak. (4); Dec. 15, 2013

Most two-point conversions, season

- 2 1960
- 1961
- 1962
- 1997
- 2002
- 2007
- 2012

Most two-point conversions, game

- 2 vs. San Diego; Sept. 30, 1962

Most two-point conversions, both teams, game

- 2 Six times; last: Oak. (0) at SD (2); Oct. 25, 2015

FIELD GOALS

Seasons leading league, field goals

- 1964 (15)
- 1993 (35)
- 2010 (33)

Most field goals attempted, season

- 44 1993
- 41 2010
- 38 1999
- 37 1969
- 1980

Fewest field goals attempted, season

- 16 1982
- 17 1974
- 19 1963
- 1976
- 20 1978
- 1990

Most field goals attempted, game

- 6 at San Diego; Sept. 14, 1980 (OT)
- vs. Phoenix Cardinals; Dec. 10, 1989
- at San Diego; Oct. 29, 2000
- at Chicago; Oct. 5, 2003
- at Arizona; Sept. 26, 2010
- vs. Chicago; Nov. 27, 2011
- vs. Kansas City; Dec. 16, 2012
- vs. Tennessee; Nov. 24, 2013

Most field goals attempted, both teams, game

- 9 Pit. (5) at Oak. (4); Nov. 11, 1973
- LARai. (5) at Cin. (4); Nov. 28, 1993
- Oak. (6) at Chi. (3); Oct. 5, 2003
- Ten. (3) at Oak. (6); Nov. 24, 2013

Most field goals, season

- 35 1993
- 33 2010
- 31 2011
- 2012

Fewest field goals, season

- 6 1960
- 8 1963
- 1976
- 9 1962
- 10 1982

Most field goals, game

- 6 vs. Chicago; Nov. 27, 2011
- 5 vs. Denver; Dec. 11, 1994
- at San Diego; Oct. 29, 2000
- at Chicago; Oct. 5, 2003
- at Minnesota; Nov. 18, 2007
- vs. Kansas City; Dec. 16, 2012

Most field goals, both teams, game

- 8 Oak. (5) at Chi. (3); Oct. 5, 2003
- Chi. (2) at Oak. (6); Nov. 27, 2011

Most consecutive field goals made

- 17 Oct. 16, 1994 – Oct. 8, 1995
- 16 Dec. 6, 2009 – Nov. 28, 2010
- 15 Dec. 30, 1990 – Dec. 8, 1991
- Dec. 18, 2011 – Dec. 2, 2012
- 14 Sept. 5-Dec. 19, 1993

SAFETIES

Most safeties, season

- 3 1981
- 2 1963
- 1968
- 1975
- 1983
- 1984
- 1996
- 2000
- 2008
- 2010
- 2015

Most safeties, game

- 2 vs. San Diego; Oct. 26, 1975
- 1 43 times; last: vs. SD; Dec. 24, 2015

Most safeties, both teams, game

- 2 SD (0) at Oak. (2); Oct. 26, 1975

FIRST DOWNS

Seasons leading league, first downs

- 1968 (287)
- 1970 (270)
- 1972 (297)
- 1977 (305)
- 2002 (366)

Most first downs, season

- 366 2002
- 356 1983
- 337 2000
- 328 2011
- 326 1999

Fewest first downs, season

- 175 1982
- 187 1962
- 200 1961
- 225 1965
- 2008

Most first downs, rushing, season

- 159 1975
- 156 1977
- 145 1972
- 143 1983
- 137 1976

Fewest first downs, rushing, season

- 56 2014
- 63 1964
- 65 1961
- 1982
- 70 1966

Most first downs, passing, season

- 226 2002
- 200 2012
- 196 1999
- 195 2001
- 193 2015

Fewest first downs, passing, season

- 95 1982
- 100 1962
- 110 1971
- 116 1961
- 122 1972

TEAM RECORDS

Most first downs, penalty, season

| | |
|----|------|
| 36 | 1996 |
| 35 | 1987 |
| 34 | 2010 |
| 33 | 2015 |
| 32 | 1983 |
| | 2000 |
| | 2011 |

Fewest first downs, penalty, season

| | |
|----|------|
| 12 | 1966 |
| 15 | 1962 |
| | 1982 |
| | 1990 |
| | 2008 |

NET YARDS GAINED

Seasons leading league, yards gained

| | |
|------|---------|
| 1968 | (5,696) |
| 1970 | (4,829) |
| 2002 | (6,237) |

Most yards gained, season

| | |
|-------|------|
| 6,237 | 2002 |
| 6,072 | 2011 |
| 5,776 | 2000 |
| 5,696 | 1968 |
| 5,693 | 1999 |

Fewest yards gained, season

| | |
|-------|------|
| 2,955 | 1982 |
| 3,285 | 1961 |
| 3,687 | 1962 |
| 3,939 | 2006 |
| 3,998 | 1965 |

Most yards gained, game

| | |
|-----|--------------------------------|
| 626 | vs. Denver; Oct. 25, 1964 |
| 604 | at Cincinnati; Nov. 24, 1968 |
| 560 | vs. Philadelphia; Nov. 3, 2013 |
| 553 | vs. San Diego; Sept. 22, 1996 |
| 545 | vs. Seattle; Oct. 31, 2010 |
| 544 | vs. Cincinnati; Dec. 7, 1969 |

Fewest yards gained, game

| | |
|----|----------------------------------|
| 58 | vs. San Diego; Oct. 22, 1961 |
| 77 | vs. Atlanta; Nov. 2, 2008 |
| 93 | at Kansas City; Dec. 7, 1997 |
| 98 | vs. Pittsburgh; Oct. 29, 2006 |
| 99 | at Houston Oilers; Sept. 9, 1961 |

Most yards gained, both teams, game

| | |
|-------|--|
| 1,102 | Phi. (542) at Oak. (560); Nov. 3, 2013 |
| 1,047 | LARai. (454) at SD (593); Nov. 10, 1985 |
| 1,037 | Oak. (440) at Pit. (597); Nov. 8, 2015 |
| 1,008 | HouO. (468) at Oak. (540); Dec. 22, 1963 |
| 986 | KC (513) at Oak. (473); Nov. 5, 2000 |
| 983 | SD (463) at Oak. (520); Jan. 1, 2012 |

Fewest yards gained, both teams, game

| | |
|-----|---|
| 262 | Oak. (160) at Den. (102); Nov. 20, 1966 |
| 347 | Oak. (286) at KC (61); Nov. 8, 1963 |
| | Sea. (159) at LARai. (188); Nov. 15, 1992 |
| 354 | SD (195) at Oak. (159); Oct. 11, 1998 |
| 357 | Oak. (264) at SD (93); Oct. 5, 1975 |

Most consecutive games, 400-or-more yards gained

| | |
|---|-----------------------|
| 5 | Oct. 27-Nov. 24, 1968 |
| 4 | Nov. 23-Dec. 17, 1967 |
| | Nov. 9-30, 1975 |
| | Sept. 8-Oct. 6, 2002 |
| 3 | Oct. 10-25, 1964 |
| | Oct. 22-Nov. 4, 1973 |
| | Nov. 30-Dec. 13, 1987 |
| | Nov. 4-18, 2012 |
| | Oct. 25-Nov. 8, 2015 |

Most consecutive games, 300-or-more yards gained

| | |
|----|--------------------------------|
| 14 | Oct. 16, 2011 – Sept. 23, 2012 |
| 11 | Oct. 16, 1983 – Sept. 2, 1984 |
| 10 | Dec. 22, 2001 – Oct. 27, 2002 |
| 9 | Sept. 30-Dec. 2, 2001 |
| 8 | Oct. 22-Dec. 17, 1967 |
| | Oct. 24, 1976 – Sept. 18, 1977 |
| | Nov. 18, 1979 – Sept. 21, 1980 |
| | Oct. 18-Dec. 7, 1981 |

RUSHING

Most rushing attempts, season

| | |
|-----|------|
| 681 | 1977 |
| 643 | 1975 |
| 577 | 1978 |
| 561 | 1974 |
| 557 | 1976 |

Fewest rushing attempts, season

| | |
|-----|------|
| 292 | 1982 |
| 327 | 2004 |
| 331 | 1964 |
| 337 | 2014 |
| 350 | 1961 |

Most rushing attempts, game

| | |
|----|---------------------------------|
| 64 | vs. Buffalo; Nov. 28, 1977 |
| 62 | vs. Atlanta; Nov. 30, 1975 (OT) |
| 61 | vs. Kansas City; Dec. 8, 1973 |
| 60 | vs. Kansas City; Dec. 28, 2002 |
| 59 | vs. San Diego; Sept. 18, 1977 |

Fewest rushing attempts, game

| | |
|----|-------------------------------|
| 7 | at Buffalo; Oct. 5, 1963 |
| 9 | vs. Kansas City; Dec. 5, 2004 |
| 10 | vs. Boston; Dec. 9, 1961 |
| | vs. Boston; Sept. 22, 1963 |
| | at Tennessee; Sept. 7, 2003 |

Most rushing attempts, both teams, game

| | |
|-----|--|
| 105 | Atl. (43) at Oak. (62); Nov. 30, 1975 (OT) |
| 88 | Oak. (30) at SD (58); Nov. 20, 1977 |
| 85 | Oak. (58) at GB (27); Sept. 17, 1978 |
| | HouO. (52) at Oak. (33); Oct. 8, 1978 |
| 83 | Five times; last: Den. (46) at LARai. (37); Oct. 28, 1984 (OT) |



2002 AFC Championship

Fewest rushing attempts, both teams, game

| | |
|----|---|
| 35 | Oak. (17) at Pit. (18); Sept. 15, 2002 |
| 36 | Oak. (14) at Den. (22); Nov. 11, 2002 |
| 37 | Ten. (16) at Oak. (21); Sept. 29, 2002 |
| 38 | Oak. (10) at Ten. (28); Sept. 7, 2003 |
| 40 | Three times; last: SD (20) at Oak. (20); Sept. 10, 2012 |

Yards Gained

Most yards, rushing, season

| | |
|-------|------|
| 2,627 | 1977 |
| 2,573 | 1975 |
| 2,510 | 1973 |
| 2,494 | 2010 |
| 2,470 | 2000 |

TEAM RECORDS

Fewest yards, rushing, season

| | |
|-------|------|
| 1,080 | 1982 |
| 1,234 | 1961 |
| 1,240 | 2014 |
| 1,295 | 2004 |
| 1,369 | 2005 |

Most yards, rushing, game

| | |
|-----|--------------------------------|
| 356 | at Seattle; Nov. 30, 1987 |
| 348 | at Green Bay; Sept. 17, 1978 |
| 328 | at Denver; Oct. 24, 2010 |
| 309 | vs. Cincinnati; Dec. 7, 1969 |
| 307 | vs. Buffalo; Nov. 28, 1977 |
| 300 | at Kansas City; Sept. 14, 2008 |

Fewest yards, rushing, game

| | |
|----|-------------------------------|
| 2 | vs. San Diego; Oct. 22, 1961 |
| 8 | vs. Kansas City; Dec. 3, 1995 |
| 13 | vs. San Diego; Oct. 5, 1997 |
| 16 | at Miami; Sept. 2, 1966 |
| | vs. Miami; Nov. 28, 2010 |

Most yards, rushing, both teams, game

| | |
|-----|--|
| 440 | Oak. (299) at Mia. (141); Sept. 30, 2007 |
| 436 | Atl. (150) at Oak. (286); Nov. 30, 1975 (OT) |
| | Oak. (194) at KC (242); Oct. 3, 1977 |
| 435 | NYJ (316) at Oak. (119); Oct. 25, 2009 |
| 434 | Cin. (169) at Oak. (265); Oct. 27, 1968 |

Fewest yards, rushing, both teams, game

| | |
|-----|--|
| 61 | Oak. (27) at Den. (34); Dec. 13, 2015 |
| 77 | SD (32) at Oak. (45); Sept. 10, 2012 |
| 91 | NO (59) at Oak. (32); Nov. 9, 1997 |
| 95 | Oak. (46) at SD (49); Dec. 26, 1999 |
| 104 | Oak. (77) at Den. (27); Nov. 11, 2002 |
| | Oak. (83) at Phi. (21); Sept. 25, 2005 |

Average Gain, Rushing

Highest average gain, rushing, season

| | |
|-------|------------------|
| 4.948 | 2010 (504-2,494) |
| 4.768 | 1996 (456-2,174) |
| 4.750 | 2000 (520-2,470) |
| 4.631 | 1960 (444-2,056) |
| 4.625 | 1987 (475-2,197) |

Lowest average gain, rushing, season

| | |
|-------|------------------|
| 3.291 | 1993 (433-1,425) |
| 3.526 | 1961 (350-1,234) |
| 3.533 | 1994 (428-1,512) |
| 3.591 | 1979 (491-1,763) |
| 3.655 | 1984 (516-1,886) |

Touchdowns, Rushing

Most touchdowns, rushing, season

| | |
|----|------|
| 28 | 1975 |
| 23 | 1960 |
| | 2000 |
| 21 | 2002 |
| 20 | 1990 |
| | 1977 |
| | 1972 |

Fewest touchdowns, rushing, season

| | |
|---|------|
| 4 | 1969 |
| | 2012 |
| | 2014 |
| 5 | 2006 |
| 6 | 1998 |
| | 1986 |

Most touchdowns, rushing, game

| | |
|---|---|
| 5 | at Indianapolis; Sept. 10, 2000 |
| | at Denver; Oct. 24, 2010 |
| 4 | 13 times; last: vs. NYJ; Sept. 25, 2011 |

Most touchdowns, rushing, both teams, game

| | |
|---|---|
| 6 | Oak. (2) at LACh. (4); Nov. 27, 1960 |
| | Cin. (3) at Oak. (3); Oct. 20, 1974 |
| | Oak. (3) at Mia. (3); Sept. 22, 1975 |
| | Oak. (5) at Ind. (1); Sept. 10, 2000 |
| 5 | 32 times; last: Oak. (2) at Dal. (3); Nov. 28, 2013 |



QB Jim Plunkett

PASSING

Attempts

Most passes attempted, season

| | |
|-----|------|
| 629 | 2012 |
| | 2014 |
| 619 | 2002 |
| 605 | 2015 |
| 591 | 2005 |
| 582 | 2004 |

Fewest passes attempted, season

| | |
|-----|------|
| 267 | 1982 |
| 324 | 1977 |
| 335 | 1974 |
| 336 | 1990 |
| 348 | 1971 |

Most passes attempted, game

| | |
|----|--|
| 65 | at Pittsburgh; Sept. 15, 2002 (43 comp.) |
| 62 | vs. Tampa Bay; Nov. 4, 2012 (40 comp.) |
| 60 | vs. Kansas City; Oct. 5, 1980 (26 comp.) |
| 59 | vs. Cleveland; Sept. 20, 1992 (33 comp.) |
| 57 | vs. San Diego; Sept. 22, 1996 (34 comp.) |
| 56 | three times; last: at KC; Dec. 14, 2014 (27 comp.) |

Fewest passes attempted, game

| | |
|----|---|
| 9 | at Kansas City; Dec. 8, 1974 (3 comp.) |
| 10 | vs. Miami; Sept. 23, 1973 (4 comp.) |
| 10 | at Cincinnati; Nov. 24, 1991 (4 comp.) |
| 11 | at San Francisco; Oct. 27, 1974 (6 comp.) |
| 12 | Five times; last: at Den.; Nov. 23, 2008 (11 comp.) |

Most passes attempted, both teams, game

| | |
|----|---|
| 99 | Oak. (65) at Pit. (34); Sept. 15, 2002 |
| 98 | Ten. (61) at Oak. (37); Dec. 19, 2004 |
| 94 | Was. (63) at LARai. (31); Oct. 29, 1989 |
| | Oak. (45) at Den. (49); Oct. 16, 1995 |
| | Oak. (42) at Phi. (52); Sept. 25, 2005 |
| | Oak. (44) at Pit. (50); Nov. 8, 2015 |

Fewest passes attempted, both teams, game

| | |
|----|--------------------------------------|
| 26 | KC (6) at Oak. (20); Dec. 13, 1969 |
| 29 | Oak. (16) at SD (13); Nov. 20, 1977 |
| 30 | Oak. (27) at KC (3); Oct. 20, 1968 |
| | SD (11) at Oak. (19); Sept. 11, 2006 |
| 31 | KC (12) at Oak. (19); Dec. 12, 1970 |
| | Oak. (18) at KC (13); Sept. 30, 1973 |

Completions

Most passes completed, season

| | |
|-----|------|
| 418 | 2002 |
| 376 | 2012 |
| 373 | 2015 |
| 365 | 2014 |
| 364 | 2001 |

Fewest passes completed, season

| | |
|-----|------|
| 154 | 1982 |
| 174 | 1971 |
| 175 | 1962 |
| 183 | 1990 |
| 184 | 1977 |

TEAM RECORDS

Most passes completed, game

| | |
|----|---|
| 43 | at Pittsburgh; Sept. 15, 2002 (65 att.) |
| 40 | vs. Tampa Bay; Nov. 4, 2012 (62 att.) |
| 35 | at Denver; Dec. 30, 2001 (49 att.) |
| | vs. San Diego; Oct. 20, 2002 (45 att.) (OT) |
| | at Kansas City; Oct. 27, 2002 (55 att.) |

Fewest passes completed, game

| | |
|---|---|
| 3 | at Kansas City; Dec. 8, 1974 (9 att.) |
| 4 | at Cincinnati; Nov. 24, 1991 (10 att.) |
| 5 | at Pittsburgh; Sept. 29, 1974 (12 att.) |
| | at San Diego; Nov. 20, 1977 (16 att.) |
| | at Seattle; Dec. 16, 2000 (17 att.) |
| | vs. Pittsburgh; Oct. 29, 2006 (14 att.) |
| | at Miami; Sept. 30, 2007 (12 att.) |

Most passes completed, both teams, game

| | |
|----|---|
| 68 | Oak. (34) at Den. (34); Nov. 11, 2002 |
| 63 | Oak. (30) vs. Den. (33); Nov. 9, 2014 |
| 62 | Oak. (30) vs. Bal. (32); Sept. 20, 2015 |
| | Oak. (24) at SD (38); Oct. 25, 2015 |
| 61 | Oak. (43) at Pit. (18); Sept. 15, 2002 |
| | Ten. (40) at Oak. (21); Dec. 19, 2004 |
| | Ten. (32) at Oak. (29); Sept. 29, 2002 |
| | Det. (29) at Oak. (32); Dec. 18, 2011 |
| 60 | Pit. (36) at Oak. (24); Sept. 23, 2012 |

Fewest passes completed, both teams, game

| | |
|----|---------------------------------------|
| 10 | Oak. (5) at SD (5); Nov. 20, 1977 |
| 12 | Oak. (9) at Buf. (3); Oct. 20, 1962 |
| | Oak. (8) at Cin. (4); Oct. 19, 1975 |
| 13 | Den. (2) at Oak. (11); Sept. 10, 1967 |
| | KC (2) at Oak. (11); Dec. 13, 1969 |
| | Oak. (8) at GB (5); Sept. 24, 1972 |
| | Oak. (10) at SD (3); Oct. 5, 1975 |

Yards Gained, Passing

Seasons leading league, passing yards

| | |
|------|---------|
| 1969 | (3,271) |
| 2002 | (4,475) |

Most gross yards, passing, season

| | |
|-------|------|
| 4,689 | 2002 |
| 4,292 | 2012 |
| 4,129 | 2015 |
| 4,119 | 2011 |
| 4,019 | 2004 |

Most net yards, passing, season

| | |
|-------|------|
| 4,475 | 2002 |
| 4,084 | 2012 |
| 3,962 | 2011 |
| 3,879 | 2015 |
| 3,858 | 2004 |

Fewest net yards, passing, season

| | |
|-------|------|
| 1,875 | 1982 |
| 2,051 | 1961 |
| 2,109 | 1977 |
| 2,128 | 1971 |
| 2,263 | 1973 |

Most net yards, passing, game

| | |
|-----|-------------------------------|
| 469 | vs. Kansas City; Nov. 3, 1968 |
| 427 | vs. Denver; Oct. 25, 1964 |
| 417 | vs. San Diego; Jan. 1, 2012 |
| 402 | vs. San Diego; Oct. 31, 1993 |
| | vs. Tampa Bay; Nov. 4, 2012 |
| 396 | at Cincinnati; Oct. 29, 1968 |

Fewest net yards, passing, game

| | |
|----|-------------------------------|
| 0 | at San Diego; Dec. 28, 2003 |
| 10 | vs. Atlanta; Nov. 2, 2008 |
| 12 | at Kansas City; Dec. 8, 1974 |
| 17 | vs. Pittsburgh; Oct. 29, 2006 |
| 19 | at Cincinnati; Nov. 24, 1991 |

Most net yards, passing, both teams, game

| | |
|-----|--|
| 824 | Ten. (466) at Oak. (358); Dec. 19, 2004 |
| 764 | Phi. (414) at Oak. (350); Nov. 3, 2013 |
| 761 | Ten. (387) at Oak. (374); Sept. 29, 2002 |
| 752 | Oak. (353) at Buf. (399); Oct. 6, 2002 |
| 727 | SD (310) at Oak. (417); Jan. 1, 2012 |
| 721 | Oak. (321) at BosP. (400); Oct. 16, 1964 |

Fewest net yards, passing, both teams, game

| | |
|-----|--------------------------------------|
| 50 | Oak. (72) at SD (-22); Oct. 5, 1975 |
| 74 | Oak. (0) at SD (74); Dec. 28, 2003 |
| 77 | Oak. (30) at SD (47); Nov. 20, 1977 |
| 101 | Oak. (123) at KC (-22); Nov. 8, 1963 |
| 109 | NYT (77) at Oak. (32); Oct. 29, 1961 |

Times Sacked

Most times sacked, season

| | |
|----|------|
| 72 | 2006 |
| 67 | 1998 |
| 64 | 1986 |
| 58 | 1997 |
| | 1963 |

Fewest times sacked, season

| | |
|----|------|
| 12 | 1969 |
| 19 | 1970 |
| 23 | 1982 |
| 24 | 1971 |
| | 1972 |
| | 1974 |

Most times sacked, game

| | |
|----|---|
| 11 | vs. Boston; Sept. 22, 1963 |
| | at Seattle; Dec. 8, 1986 |
| 10 | at Kansas City; Sept. 6, 1998 |
| 9 | Eight times; last: at KC; Oct. 13, 2013 |

Most times sacked, both teams, game

| | |
|----|---|
| 17 | Phi. (11) at LARai.; Nov. 30, 1986 (OT) |
| 16 | BosP. (5) at Oak. (11); Sept. 22, 1963 |
| | Oak. (5) at Buf. (11); Oct. 15, 1967 |
| 14 | NYJ (10) at LARai. (4); Sept. 8, 1985 |
| 13 | Four times; last: GB (8) at LARai. (5); Nov. 11, 1990 |

Fewest yards lost by sack/attempting to pass, season

| | |
|-----|------|
| 104 | 1969 |
| 124 | 2000 |
| 155 | 2001 |
| 157 | 2011 |
| 161 | 2004 |



QB Ken Stabler

Completion Percentage

Seasons leading league, completion percentage

| | |
|------|--------|
| 1976 | (64.3) |
|------|--------|

Highest completion percentage, season

| | |
|------|----------------|
| 67.5 | 2002 (418-619) |
| 65.8 | 2001 (364-553) |
| 64.3 | 1976 (232-361) |
| 61.7 | 2015 (373-605) |
| 60.6 | 1979 (311-513) |

Lowest completion percentage, season

| | |
|------|----------------|
| 39.2 | 1962 (175-446) |
| 43.2 | 1963 (191-442) |
| 44.2 | 1988 (219-496) |
| 45.2 | 1965 (195-431) |
| 47.1 | 1966 (212-450) |

TEAM RECORDS

Touchdowns, Passing

Most touchdowns, passing, season

| | |
|----|------|
| 36 | 1969 |
| 34 | 2015 |
| 33 | 1967 |
| | 1976 |
| 31 | 1983 |
| | 1968 |
| | 1963 |

Fewest touchdowns, passing, season

| | |
|----|------|
| 7 | 2006 |
| 9 | 2003 |
| 10 | 2009 |
| 11 | 1962 |
| 13 | 2008 |

Most touchdowns, passing, game

| | |
|---|-----------------------------------|
| 6 | vs. Houston Oilers; Dec. 22, 1963 |
| | vs. Buffalo; Oct. 19, 1969 |
| 5 | at San Diego; Oct. 27, 1963 |
| | vs. Denver; Dec. 15, 1963 |
| | vs. Denver; Oct. 25, 1964 |
| | at Boston; Oct. 22, 1967 |
| | at San Diego; Oct. 21, 1984 |
| | vs. San Diego; Sept. 22, 1996 |
| | vs. Carolina; Dec. 24, 2000 |
| | vs. Tennessee; Dec. 19, 2004 |

Most touchdowns, passing, both teams, game

| | |
|----|--------------------------------------|
| 11 | Hou. (5) at Oak. (6); Dec. 22, 1963 |
| 9 | Buf. (3) at Oak. (6); Oct. 19, 1969 |
| | SD (4) at Oak. (5); Sept. 22, 1996 |
| | Ten. (4) at Oak. (5); Dec. 19, 2004 |
| 8 | Oak. (4) at BosP. (4); Oct. 16, 1964 |
| | SD (7) at Oak. (1); Nov. 22, 1981 |
| | LARai. (5) at SD (3); Oct. 21, 1984 |

Passes Had Intercepted

Most passes had intercepted, season

| | |
|----|------|
| 33 | 1964 |
| 31 | 1978 |
| 29 | 1962 |
| 28 | 1960 |
| | 1961 |
| | 1975 |
| | 1981 |
| | 1984 |

Fewest passes had intercepted, season

| | |
|----|------|
| 9 | 2001 |
| 10 | 1990 |
| | 1997 |
| | 2002 |
| 11 | 2000 |
| | 2008 |

Most passes had intercepted, game

| | |
|---|-------------------------------------|
| 7 | vs. Denver; Oct. 16, 1977 |
| 6 | at San Diego; Nov. 1, 1964 |
| | vs. Baltimore Colts.; Nov. 28, 1971 |
| | vs. Miami; Dec. 6, 1998 |
| | vs. Kansas City; Oct. 23, 2011 |

Most passes had intercepted, both teams, game

| | |
|---|---|
| 9 | Oak. (4) at NYJ (5); Sept. 28, 1963 |
| | Oak. (6) at SD (3); Nov. 1, 1964 |
| | Oak. (4) at Mia. (5); Sept. 2, 1966 |
| | Oak. (4) at Cle. (5); Oct. 6, 1974 |
| 8 | 10 times; last: KC (2) at Oak. (6); Oct. 23, 2011 |

PUNTING

Most punts, season

| | |
|-----|------|
| 109 | 1914 |
| 98 | 1981 |
| | 1998 |
| 96 | 2003 |
| | 2009 |
| 93 | 1997 |

Fewest punts, season

| | |
|----|------|
| 47 | 1982 |
| 58 | 1972 |
| 59 | 1964 |
| | 1977 |
| | 2002 |

Most punts, game

| | |
|----|------------------------------------|
| 16 | vs. San Diego; Oct. 11, 1998 |
| 11 | vs. Houston Oilers; Sept. 11, 1960 |
| | vs. Boston; Sept. 22, 1963 |
| | vs. Cleveland; Nov. 18, 1973 |
| | vs. Carolina; Nov. 9, 2008 |
| | vs. Kansas City; Nov. 15, 2009 |
| | at Houston; Nov. 17, 2013 |
| | at Kansas City; Dec. 14, 2014 |



P Marquette King

Fewest punts, game

| | |
|---|----------------------------------|
| 0 | at Denver; Nov. 19, 1972 |
| | at Kansas City; Oct. 3, 1977 |
| | vs. Seattle; Dec. 16, 1979 |
| | vs. Philadelphia; Sept. 24, 1995 |
| | vs. Seattle; Dec. 5, 1999 |

Most punts, both teams, game

| | |
|----|--|
| 27 | SD (11) at Oak. (16); Oct. 11, 1998 |
| 21 | Cle. (10) at Oak. (11); Nov. 18, 1973 |
| 20 | Car. (9) at Oak. (11); Nov. 9, 2008 |
| | Oak. (11) at Hou. (9); Nov. 17, 2013 |
| 19 | Five times; last: Oak. (9) at SD (10); Dec. 28, 2003 |

Fewest punts, both teams, game

| | |
|---|---|
| 1 | Sea. (1) at Oak. (0); Dec. 5, 1999 |
| | SD (0) at Oak. (1); Jan. 1, 2012 |
| 2 | Five times; last: Oak. (2) at Cin. (0); Dec. 10, 2006 |

Average Yardage

Highest gross average, punting, season

| | |
|-------|-----------------|
| 51.14 | 2009 (96-4,909) |
| 50.77 | 2011 (78-3,960) |
| 49.11 | 2007 (73-3,585) |
| 48.79 | 2008 (90-4,391) |
| 47.76 | 2013 (86-4,107) |
| 46.92 | 2006 (78-3,660) |

Lowest gross average, punting, season

| | |
|------|-----------------|
| 35.0 | 1972 (58-2,031) |
| 37.3 | 1990 (62-2,315) |
| 37.4 | 1962 (83-3,106) |
| 38.9 | 1960 (76-2,958) |
| 39.0 | 1970 (80-3,121) |

PUNT RETURNS

Most punt returns, season

| | |
|----|------|
| 71 | 1985 |
| 67 | 1984 |
| 58 | 1983 |
| | 1975 |
| 56 | 1986 |

TEAM RECORDS

Fewest punt returns, season

| | |
|----|------|
| 15 | 1961 |
| 24 | 1972 |
| | 2004 |
| 25 | 2013 |
| 26 | 1960 |
| 27 | 1982 |
| | 1997 |

Most punt returns, game

| | |
|---|---|
| 9 | vs. Denver; Sept. 10, 1967 at Detroit; Dec. 10, 1984 |
| 8 | at San Diego; Oct. 5, 1975 vs. New England; Nov. 1, 1981 vs. Cleveland; Nov. 16, 1986 vs. San Diego; Oct. 11, 1998 vs. Chicago; Nov. 11, 2007 |

Most punt returns, both teams, game

| | |
|----|---|
| 16 | SD (8) at Oak. (8); Oct. 11, 1998 |
| 15 | Cle. (7) at LARai. (8); Nov. 16, 1986 |
| 14 | Chi. (6) at Oak. (8); Nov. 11, 2007 |
| | Car. (7) at Oak. (7); Nov. 9, 2008 |
| 12 | Four times; last: KC (9) at Oak. (3); Nov. 15, 2009 |

Fair Catches

Most fair catches, season

| | |
|----|------|
| 32 | 2001 |
| 28 | 1969 |
| 26 | 1967 |
| | 2002 |
| 24 | 1996 |

Most fair catches, game

| | |
|---|---|
| 5 | vs. Atlanta; Nov. 26, 2000 vs. San Diego; Oct. 20, 2002 (OT) |
|---|---|

Yards Gained

Most yards, punt returns, season

| | |
|-----|------|
| 785 | 1985 |
| 688 | 1975 |
| 667 | 1968 |
| 666 | 1983 |
| | 1984 |

Fewest yards, punt returns, season

| | |
|-----|------|
| 66 | 1972 |
| 117 | 1961 |
| 132 | 2004 |
| 151 | 1960 |
| 173 | 2012 |

Most yards, punt returns, game

| | |
|-----|--|
| 225 | at Buffalo; Sept. 15, 1968 (7 ret.) |
| 157 | vs. Tennessee; Sept. 29, 2002 (2 ret.) |
| 152 | at Detroit; Dec. 10, 1984 (9 ret.) |
| 143 | vs. Denver; Sept. 10, 1967 (9 ret.) |
| 142 | vs. San Diego; Oct. 29, 1967 (6 ret.) |

Most yards, punt returns, both teams, game

| | |
|-----|--|
| 244 | Oak. (225) at Buf. (19); Sept. 15, 1968 |
| 207 | Oak. (112) at Buf. (95); Dec. 13, 1998 |
| 198 | Sea. (65) at Oak. (133); Nov. 15, 1998 |
| 196 | Phi. (99) at LARai. (97); Nov. 30, 1986 (OT) |
| 187 | LARai. (152) at Det. (35); Dec. 10, 1984 |

Average Yards Returning Punts

Highest average, punt returns, season

| | |
|-------|---------------|
| 13.55 | 1964 (33-447) |
| 12.96 | 2008 (44-570) |
| 12.95 | 2003 (38-492) |
| 12.59 | 1967 (51-642) |
| 12.18 | 1994 (40-487) |

Lowest average, punt returns, season

| | |
|------|---------------|
| 2.75 | 1972 (24-66) |
| 4.92 | 2009 (36-177) |
| 5.09 | 2012 (34-173) |
| 5.11 | 1979 (35-179) |
| 5.50 | 2004 (24-132) |

Touchdowns Returning Punts

Most touchdowns, punt returns, season

| | |
|---|------|
| 3 | 2008 |
| 2 | 1963 |
| | 1968 |
| | 1998 |
| | 2002 |
| | 2003 |

Most touchdowns, punt returns, game

| | |
|---|---|
| 2 | vs. Tennessee; Sept. 29, 2002 |
| 1 | 22 times; last: vs. Hou.; Dec. 21, 2008 |

Most touchdowns, punt returns, both teams, game

| | |
|---|--|
| 2 | Phi. (1) at LARai. (1); Nov. 30, 1986 (OT) |
| | Sea. (1) at Oak. (1); Nov. 15, 1998 |
| | Ten. (0) at Oak. (2); Sept. 29, 2002 |

KICKOFF RETURNS

Most kickoff returns, season

| | |
|----|------|
| 83 | 2004 |
| 81 | 1997 |
| 80 | 2005 |
| 78 | 2007 |
| | 2008 |

Fewest kickoff returns, season

| | |
|----|------|
| 36 | 1982 |
| 38 | 1972 |
| 39 | 1973 |
| 42 | 1969 |
| | 2012 |

Most kickoff returns, game

| | |
|----|---|
| 10 | at Seattle; Oct. 26, 1997 |
| 9 | vs. Seattle; Dec. 18, 1988 |
| 9 | vs. San Diego; Nov. 22, 1981 |
| 8 | 16 times; last: vs. Mia.; Nov. 28, 2010 |

Most kickoff returns, both teams, game

| | |
|----|---|
| 18 | HouO. (10) at Oak. (8); Dec. 22, 1963 |
| 17 | Sea. (8) at LARai. (9); Dec. 18, 1988 |
| | Oak. (10) at Sea. (7); Oct. 26, 1997 |
| 15 | Oak. (6) at BosP. (9); Oct. 16, 1964 (OT) |
| | Den. (8) at Oak. (7); Dec. 19, 2010 |

Yards Gained, Kickoff Returns

Most yards, kickoff returns, season

| | |
|-------|------|
| 1,832 | 2005 |
| 1,811 | 2006 |
| 1,777 | 2008 |
| 1,700 | 2004 |
| 1,699 | 1997 |

Fewest yards, kickoff returns, season

| | |
|-----|------|
| 744 | 1992 |
| 754 | 1982 |
| 813 | 1972 |
| 909 | 1977 |
| 928 | 1991 |

Most yards, kickoff returns, game

| | |
|-----|---------------------------------------|
| 223 | at Seattle; Oct. 26, 1997 (10 ret.) |
| 222 | vs. Green Bay; Nov. 11, 1990 (8 ret.) |
| 220 | at Seattle; Nov. 11, 2001 (7 ret.) |
| 215 | vs. Miami; Nov. 28, 2010 (8 ret.) |
| 206 | at Baltimore; Sept. 17, 2006 (7 ret.) |

Most yards, kickoff returns, both teams, game

| | |
|-----|---|
| 388 | Oak. (223) at Sea. (165); Oct. 26, 1997 |
| 384 | HouO. (269) at Oak. (115); Dec. 22, 1963 |
| 369 | Oak. (206) at Bal. (163); Sept. 17, 2006 |
| 362 | SD (269) at Oak. (93); Nov. 18, 2001 |
| 353 | Sea. (198) at LARai. (155); Dec. 18, 1988 |

Average Yardage, Kickoff Returns

Highest average, kickoff returns, season

| | |
|------|-----------------|
| 26.0 | 1975 (51-1,324) |
| 25.0 | 1964 (61-1,525) |
| 24.8 | 2006 (73-1,811) |
| 24.0 | 1973 (39-937) |
| 23.9 | 1960 (63-1,504) |

TEAM RECORDS

Lowest average, kickoff returns, season

| | |
|-------|-----------------|
| 17.3 | 1992 (43-744) |
| 17.85 | 1991 (52-928) |
| 18.17 | 2009 (66-1,199) |
| 18.55 | 1977 (49-909) |
| 18.56 | 1989 (54-1,002) |

Touchdowns, Kickoff Returns

Most touchdowns, kickoff returns, season

| | |
|---|------|
| 3 | 2010 |
| 2 | 1980 |
| | 2008 |

Most touchdowns, kickoff returns, game

| | |
|---|---|
| 1 | 18 times; last: vs. Cle.; Oct. 16, 2011 |
|---|---|

Most TD, kickoff returns, both teams, game

| | |
|---|---|
| 2 | NE (1) at Oak. (1); Dec. 14, 2008 |
| 1 | 32 times; last: Oak. (0) at SD (1); Dec. 30, 2012 |

FUMBLES

Most fumbles, season

| | |
|----|------|
| 46 | 1983 |
| 42 | 1981 |
| | 1984 |
| | 2007 |
| 41 | 1960 |

Fewest fumbles, season

| | |
|----|------|
| 16 | 1965 |
| | 2011 |
| 17 | 1969 |
| 18 | 2000 |
| 19 | 1963 |
| | 1967 |

Most fumbles, game

| | |
|---|---|
| 9 | vs. Seattle; Dec. 22, 1996 |
| 7 | at Detroit; Dec. 10, 1984 |
| | at Kansas City; Sept. 6, 1998 |
| | vs. Denver; Oct. 4, 1981 |
| 6 | Nine times; last: vs. KC; Dec. 26, 1998 |

Most fumbles, both teams, game

| | |
|----|--|
| 11 | SF (5) at Oak. (6); Nov. 4, 1979 |
| | Phi. (6) at LARai. (5); Nov. 30, 1986 (OT) |
| | Was. (8) at LARai. (3); Oct. 29, 1989 |
| 10 | Hou.O. (7) at Oak. (3); Sept. 11, 1960 |
| | Den. (4) at LARai. (6); Oct. 28, 1984 (OT) |
| | Sea. (1) at Oak. (9); Dec. 22, 1996 |

FUMBLES LOST

Most fumbles lost, season

| | |
|----|------|
| 25 | 1983 |
| 24 | 1986 |
| 22 | 2006 |
| 21 | 1968 |
| 20 | 1962 |
| | 1975 |
| | 1980 |
| | 1981 |
| | 1984 |

Fewest fumbles lost, season

| | |
|---|------|
| 7 | 1969 |
| | 2011 |
| 9 | 1965 |
| | 1970 |
| | 1982 |
| | 2000 |
| | 2002 |
| | 2005 |

Most fumbles lost, game

| | |
|---|-------------------------------|
| 6 | vs. Seattle; Dec. 22, 1996 |
| 5 | vs. Denver; Oct. 14, 1962 |
| | at Seattle; Oct. 16, 1983 |
| | at Dallas; Oct. 23, 1983 |
| | at Kansas City; Sept. 6, 1998 |
| | vs. Chicago; Sept. 26, 1999 |

Most fumbles lost, both teams, game

| | |
|---|--|
| 8 | SF (4) at Oak. (4); Nov. 4, 1979 |
| 7 | Den. (2) at Oak. (5); Oct. 14, 1962 |
| | Oak. (3) at BosP. (4); Oct. 22, 1967 |
| | Oak. (3) at Atl. (4); Dec. 5, 1971 |
| | Min. (4) at Oak. (3); Dec. 11, 1977 |
| | Den. (3) at LARai. (4); Oct. 28, 1984 (OT) |
| | Sea. (1) at Oak. (6); Dec. 22, 1996 |
| | Chi. (2) at Oak. (5); Sept. 26, 1999 |

FUMBLES RECOVERED

Most opponent fumbles recovered, season

| | |
|----|------|
| 22 | 1979 |
| 21 | 1977 |
| | 1995 |
| 19 | 1981 |
| 18 | 1989 |

Fewest opponent fumbles recovered, season

| | |
|---|------|
| 5 | 2006 |
| | 2014 |
| 6 | 1975 |
| 7 | 1992 |
| | 2001 |

Most opponent fumbles recovered, game

| | |
|---|---|
| 4 | at Seattle; Nov. 1, 1998 |
| | at Pittsburgh; Sept. 15, 2002 |
| | at Minnesota; Nov. 18, 2007 |
| 3 | Nine times; last: vs. SD; Oct. 10, 2010 |

Touchdowns, Fumble Recoveries

Most TD, opponent fumble recoveries, season

| | |
|---|----------------------|
| 5 | 1978 |
| 3 | 1980 |
| | 1995 |
| 2 | 12 times; last: 2006 |

Most TD, opponent fumble recoveries, game

| | |
|---|--|
| 2 | vs. Buffalo; Dec. 24, 1967 |
| | vs. Philadelphia; Sept. 24, 1995 |
| 1 | 52 times; last: at Den.; Dec. 28, 2014 |

Most TD, opponent fumble recoveries, both teams, game

| | |
|---|--------------------------------------|
| 3 | Buf. (1) at Oak. (2); Dec. 24, 1967 |
| | Phi. (1) at Oak. (2); Sept. 24, 1995 |
| 2 | Min. (1) at Oak. (1); Dec. 11, 1977 |
| | KC (2) at Oak. (0); Oct. 5, 1980 |
| | LARai. (1) at NE (1); Sept. 29, 1985 |
| | Hou. (1) at Oak. (1); Dec. 3, 2006 |
| | Oak. (1) at Den. (1); Dec. 28, 2014 |

TURNOVERS

Most turnovers, season

| | |
|----|------|
| 51 | 1964 |
| 49 | 1962 |
| | 1983 |
| | 1986 |
| 48 | 1975 |
| | 1981 |
| | 1984 |

Fewest turnovers, season

| | |
|----|------|
| 19 | 2002 |
| 20 | 2000 |
| 23 | 2005 |
| | 2008 |
| 24 | 1982 |
| | 1990 |
| | 1997 |
| | 2015 |

Most turnovers, game

| | |
|---|---|
| 9 | vs. San Francisco; Dec. 20, 1970 |
| 8 | vs. Denver; Oct. 16, 1977 |
| | vs. Kansas City; Oct. 5, 1980 |
| | at Seattle; Oct. 16, 1983 |
| 7 | Eight times; last: vs. Mia.; Dec. 6, 1998 |

TEAM RECORDS

Most turnovers, both teams, game

- 14 Oak. (4) at HouO. (10); Sept. 7, 1963
- 12 BosP. (7) at Oak. (5); Oct. 16, 1960
- Oak. (6) at NYT (6); Nov. 11, 1961
- Den. (5) at Oak. (7); Oct. 14, 1962
- Oak. (6) at NYJ (6); Sept. 28, 1963
- Was. (8) at LARai. (4); Oct. 29, 1989

PENALTIES

Seasons leading league, fewest penalties (none)

Seasons leading league, most penalties

- 1963 (93)
- 1966 (80)
- 1968 (81)
- 1969 (100)
- 1975 (101)
- 1982 (86)
- 1984 (143)
- 1991 (117)
- 1993 (148)
- 1994 (156)
- 1995 (134)
- 1996 (156)

Fewest penalties, season

- 53 1961
- 69 1962
- 1965
- 71 1960
- 1967

Most penalties, season

- 163 2011
- 156 1994
- 1996
- 148 1993
- 2010

Fewest penalties, game

- 0 at Boston; Oct. 26, 1962
- at Kansas City; Oct. 20, 1968
- vs. Denver; Dec. 19, 1971
- at San Diego; Dec. 4, 2005
- 1 12 times; last: vs. Sea.; Dec. 5, 1999

Most penalties, game

- 20 at Denver; Dec. 15, 1996
- 19 at Cleveland; Oct. 12, 2003
- 17 at Houston Oilers; Sept. 7, 1963
- at San Diego; Nov. 15, 1987
- at San Diego; Dec. 5, 1994
- at Tennessee; Sept. 7, 2003

Fewest penalties, both teams, game

- 1 Oak. (0) at SD (1); Dec. 4, 2005
- 2 Oak. (0) at BosP. (2); Oct. 26, 1962
- Oak. (0) at KC (2); Oct. 20, 1968
- Den. (2) at Oak. (0); Dec. 19, 1971
- Oak. (2) at KC (0); Dec. 8, 1974
- Sea. (1) at Oak. (1); Dec. 5, 1999

Most penalties, both teams, game

- 31 NYG (15) at Oak. (16); Sept. 13, 1998
- 30 Oak. (20) at Den. (10); Dec. 15, 1996
- 28 Oak. (17) at Ten. (11); Sept. 7, 2003
- 27 KC (12) at Oak. (15); Nov. 7, 2010 (OT)
- 26 Seven times; last: Oak (16) vs. Bal. (10); Sept. 20, 2015

Yards Penalized

Fewest yards penalized, season

- 456 1961
- 661 1965
- 682 1990
- 695 1962
- 718 1960

Most yards penalized, season

- 1,358 2011
- 1,276 2010
- 1,274 1969
- 1,266 1996
- 1,209 1984

Fewest yards penalized, game

- 0 at Boston; Oct. 26, 1962
- at Kansas City; Oct. 20, 1968
- vs. Denver; Dec. 19, 1971
- at San Diego; Dec. 4, 2005
- 3 vs. Buffalo; Nov. 24, 1966

Most yards penalized, game

- 186 at San Diego; Nov. 15, 1987
- 180 at San Diego; Oct. 26, 1969
- 176 at Boston; Sept. 28, 1969
- 173 at Kansas City; Oct. 3, 1993
- at Tennessee; Sept. 7, 2003

Fewest yards penalized, both teams, game

- 10 Oak. (0) at BosP. (10); Oct. 26, 1962
- Oak. (10) at KC (0); Dec. 8, 1974
- 15 Oak. (0) at SD (15); Dec. 4, 2005
- 19 Sea. (14) at Oak. (5); Dec. 5, 1999
- 24 Oak. (0) at KC (24); Oct. 20, 1968
- Oak. (14) at GB (10); Dec. 26, 1993

Most yards penalized, both teams, game

- 284 Oak. (173) at Ten. (111); Sept. 7, 2003
- 281 Oak. (176) at BosP. (105); Sept. 28, 1969
- 270 GB (151) at Oak. (119); Oct. 24, 1976
- 258 Oak. (157) at Den. (101); Dec. 15, 1996
- 258 LARai. (132) at KC (126); Sept. 16, 1984

DEFENSIVE RECORDS

Scoring

Seasons leading league, fewest points allowed (None)

Fewest points allowed, season

- 175 1973
- 200 1982
- 228 1974
- 230 1977
- 233 1967
- 1968

Fewest points allowed, 16-game season

- 268 1990
- 278 1984
- 281 1992
- 283 1978
- 293 1996

Most points allowed, season

- 458 1961
- 453 2013
- 452 2014
- 443 2012
- 442 2004
- 433 2011



1990 Raider defense

TEAM RECORDS

Most points allowed, game

| | |
|----|--|
| 56 | vs. Kansas City; Dec. 15, 2013 (56-31 loss) |
| 55 | at Houston Oilers; Sept. 9, 1961 (55-0 loss) vs. San Diego; Nov. 22, 1981 (55-21 loss) at Baltimore; Nov. 11, 2012 (55-20 loss) |
| 52 | at L.A. Chargers; Nov. 27, 1960 (52-28 loss) at St. Louis; Nov. 30, 2014 (52-0 loss) |
| 49 | vs. Houston Oilers; Dec. 22, 1963 (52-49 win) at Jacksonville; Dec. 23, 2007 (49-11 loss) vs. New England; Dec. 14, 2008 (49-26 loss) vs. Philadelphia; Nov. 3, 2013 (49-20 loss) |

Fewest points allowed, shutout loss

| | |
|----|--|
| 12 | at Buffalo; Oct. 5, 1963 |
| 16 | at Detroit; Sept. 27, 1981 at Seattle; Nov. 6, 2006 |
| 17 | vs. Denver; Oct. 4, 1981 |
| 20 | vs. St. Louis; Dec. 17, 2006 |

Fewest overall touchdowns allowed, season

| | |
|----|------|
| 19 | 1973 |
| 24 | 1982 |
| 26 | 1968 |
| | 1990 |
| 27 | 1972 |
| | 1974 |

Fewest overall touchdowns allowed, 16-game season

| | |
|----|------|
| 26 | 1990 |
| 31 | 1996 |
| 32 | 1992 |
| 33 | 1984 |
| | 1995 |

Most overall touchdowns allowed, season

| | |
|----|------|
| 61 | 1961 |
| 56 | 2004 |
| 54 | 2013 |
| 53 | 2011 |
| 51 | 2014 |

Most overall touchdowns allowed, game

| | |
|---|--|
| 8 | vs. San Diego; Nov. 22, 1981 vs. Kansas City; Dec. 15, 2013 |
| 7 | Nine times; last: at StL.; Nov. 30, 2014 |

First Downs Allowed

Fewest first downs allowed, season

| | |
|-----|------|
| 182 | 1967 |
| 194 | 1973 |
| 204 | 1977 |
| 206 | 1982 |
| 211 | 1966 |

Fewest first downs allowed, 16-game season

| | |
|-----|------|
| 264 | 1992 |
| 266 | 1990 |
| | 1999 |
| 267 | 2006 |
| 273 | 1985 |
| | 1998 |

Most first downs allowed, season

| | |
|-----|------|
| 369 | 2011 |
| 367 | 2004 |
| 345 | 1997 |
| 344 | 2015 |
| 330 | 2013 |

Fewest first downs allowed, rushing, season

| | |
|----|------|
| 53 | 1982 |
| 60 | 1967 |
| 73 | 1985 |
| 83 | 1968 |
| 84 | 1966 |

Most first downs allowed, rushing, season

| | |
|-----|------|
| 137 | 1979 |
| 135 | 1961 |
| 129 | 2008 |
| 127 | 2003 |
| 126 | 2009 |

Fewest first downs allowed, passing, season

| | |
|-----|------|
| 92 | 1973 |
| 103 | 1967 |
| 104 | 1970 |
| | 1972 |
| 105 | 1977 |

Most first downs allowed, passing, season

| | |
|-----|------|
| 210 | 2004 |
| 206 | 2011 |
| | 2015 |
| 202 | 2000 |
| | 2013 |
| 199 | 1997 |
| 190 | 2014 |

Fewest first downs allowed, by penalty, season

| | |
|----|------|
| 12 | 1962 |
| 13 | 1977 |
| 14 | 1973 |
| 15 | 2007 |
| 16 | 1961 |

Most first downs allowed, by penalty, season

| | |
|----|------|
| 58 | 2011 |
| 44 | 2010 |
| | 2015 |
| 43 | 1984 |
| 42 | 2004 |
| 37 | 1993 |

Net Yards Rushing and Passing

Fewest yards allowed, season

| | |
|-------|------|
| 3,066 | 1982 |
| 3,160 | 1973 |
| 3,294 | 1967 |
| 3,629 | 1975 |
| 3,770 | 1969 |

Most yards allowed, season

| | |
|-------|------|
| 6,201 | 2011 |
| 6,116 | 1997 |
| 5,936 | 2004 |
| 5,904 | 2003 |
| 5,819 | 2013 |
| 5,818 | 2015 |

Fewest yards allowed, game

| | |
|-----|---------------------------------|
| -5 | vs. Denver; Sept. 10, 1967 |
| 61 | at Kansas City; Nov. 8, 1963 |
| 83 | at Boston; Oct. 22, 1967 |
| 89 | at Houston Oilers; Oct. 9, 1972 |
| 93 | at San Diego; Oct. 5, 1975 |
| 102 | at Denver; Nov. 20, 1966 |

Most yards allowed, game

| | |
|-----|----------------------------------|
| 597 | at Pittsburgh; Nov. 8, 2015 |
| 593 | at San Diego; Nov. 10, 1985 (OT) |
| 554 | at Seattle; Oct. 26, 1997 |
| 548 | vs. Green Bay; Dec. 22, 2003 |
| 542 | vs. Philadelphia; Nov. 3, 2013 |

Rushing Defense

Seasons leading league, fewest rushing yards allowed

1967 (1,129)

Fewest attempts allowed, rushing, season

| | |
|-----|------|
| 234 | 1982 |
| 352 | 1967 |
| 371 | 1963 |
| 383 | 2000 |
| 384 | 2002 |

Most attempts allowed, rushing, season

| | |
|-----|------|
| 583 | 1978 |
| 548 | 2009 |
| 544 | 2003 |
| 542 | 2006 |
| | 2008 |

Fewest yards allowed, rushing, season

| | |
|-------|------|
| 778 | 1982 |
| 1,129 | 1967 |
| 1,453 | 2002 |
| 1,466 | 1963 |
| 1,470 | 1973 |

TEAM RECORDS

Most yards allowed, rushing, season

| | |
|-------|------|
| 2,555 | 2008 |
| 2,510 | 2003 |
| 2,488 | 2009 |
| 2,397 | 1962 |
| 2,382 | 1961 |

Fewest yards allowed, rushing, game

| | |
|----|--------------------------------|
| 10 | vs. N.Y. Jets; Dec. 10, 2000 |
| | vs. Kansas City; Dec. 16, 2012 |
| 13 | vs. Denver; Oct. 22, 1972 |
| | vs. Buffalo; Dec. 21, 2014 |
| 14 | at Miami; Nov. 19, 1990 |
| 16 | vs. New Orleans; Nov. 20, 1994 |

Most yards allowed, rushing, game

| | |
|-----|------------------------------|
| 319 | at Seattle; Nov. 11, 2001 |
| 316 | vs. N.Y. Jets; Oct. 25, 2009 |
| 306 | vs. Buffalo; Nov. 18, 1962 |
| 299 | vs. Denver; Nov. 6, 2011 |
| 296 | at New England; Oct. 3, 1976 |

Fewest touchdowns allowed, rushing, season

| | |
|---|------|
| 4 | 1990 |
| 5 | 1973 |
| 7 | 1977 |
| | 1985 |
| | 1996 |

Most touchdowns allowed, rushing, season

| | |
|----|------|
| 36 | 1961 |
| 24 | 2007 |
| | 2009 |
| 23 | 2008 |
| 21 | 1962 |
| | 2003 |
| | 2004 |

Most touchdowns allowed, rushing, game

| | |
|---|---|
| 5 | at San Diego; Sept. 17, 1961 |
| | vs. San Diego; Oct. 22, 1961 |
| | at Carolina; Nov. 2, 1997 |
| 4 | 13 times; last: at St.L.; Nov. 30, 2014 |

Passing Defense

Seasons leading league, fewest passing yards allowed

| | |
|------|---------|
| 1962 | (2,306) |
| 1963 | (2,589) |
| 1966 | (2,118) |
| 2006 | (2,413) |

Fewest attempts allowed, passing, season

| | |
|-----|------|
| 339 | 1970 |
| 348 | 1972 |
| 359 | 1971 |
| 367 | 1974 |
| | 1977 |

Most attempts allowed, passing, season

| | |
|-----|------|
| 641 | 2015 |
| 601 | 2011 |
| 588 | 2000 |
| 570 | 2002 |
| 564 | 1994 |

Fewest completions allowed, season

| | |
|-----|------|
| 157 | 1970 |
| 164 | 1969 |
| 166 | 1972 |
| 169 | 1962 |
| 170 | 1973 |

Fewest completions allowed, game

| | |
|---|---|
| 2 | vs. Denver; Sept. 10, 1967 (16 att.) |
| | at Kansas City; Oct. 20, 1968 (3 att.) |
| | vs. Kansas City; Dec. 13, 1969 (6 att.) |
| 3 | at Buffalo; Oct. 20, 1962 (11 att.) |
| | at N.Y. Jets; Oct. 10, 1964 (14 att.) |
| | at San Diego; Oct. 5, 1975 (13 att.) |

Most completions allowed, season

| | |
|-----|------|
| 404 | 2015 |
| 374 | 2013 |
| 359 | 2000 |
| 347 | 2012 |
| 346 | 2002 |

Fewest yards allowed, net passing, season

| | |
|-------|------|
| 1,690 | 1973 |
| 1,844 | 1975 |
| 2,089 | 1970 |
| 2,109 | 1969 |
| 2,111 | 1974 |

Most yards allowed, net passing, season

| | |
|-------|------|
| 4,140 | 2015 |
| 4,092 | 2013 |
| 4,023 | 2011 |
| 3,924 | 2004 |
| 3,870 | 1997 |

Fewest yards allowed, net passing, game

| | |
|-----|---------------------------------|
| -53 | vs. Denver; Sept. 10, 1967 |
| -22 | at Kansas City; Nov. 8, 1963 |
| | at San Diego; Oct. 5, 1975 |
| -19 | at Buffalo; Sept. 15, 1968 |
| -5 | vs. Houston; Dec. 3, 2006 |
| -1 | at Houston Oilers; Oct. 9, 1972 |

Most yards allowed, net passing, game

| | |
|-----|----------------------------------|
| 474 | vs. Kansas City; Nov. 5, 2000 |
| 466 | vs. Tennessee; Dec. 19, 2004 |
| 434 | at Miami; Dec. 2, 1984 |
| 431 | at Denver; Dec. 14, 1980 |
| 426 | at San Diego; Nov. 10, 1985 (OT) |

Lowest completion percentage allowed, season

| | |
|------|----------------|
| 38.9 | 1969 (164-422) |
| 41.2 | 1967 (189-459) |
| 42.4 | 1968 (189-446) |
| 42.7 | 1965 (199-466) |
| 43.0 | 1975 (171-398) |

Highest completion percentage allowed, season

| | |
|------|----------------|
| 68.1 | 2013 (374-549) |
| 66.0 | 2012 (347-526) |
| 63.8 | 2014 (343-538) |
| 63.0 | 2015 (404-641) |
| 61.8 | 2004 (315-510) |

Fewest touchdowns allowed, passing, season

| | |
|----|------|
| 11 | 1982 |
| | 1992 |
| 12 | 1973 |
| | 1974 |
| 13 | 1968 |
| | 1976 |

Most touchdowns allowed, passing, season

| | |
|----|------|
| 33 | 2013 |
| 31 | 2011 |
| 30 | 2004 |
| 29 | 2010 |
| | 2014 |
| 28 | 1960 |
| | 2012 |

Most touchdowns allowed, passing, game

| | |
|---|-----------------------------------|
| 7 | vs. San Diego; Nov. 22, 1981 |
| | vs. Philadelphia; Nov. 3, 2013 |
| 5 | vs. Houston Oilers; Dec. 22, 1963 |
| | at Seattle; Nov. 28, 1988 |
| | at Seattle; Oct. 26, 1997 |
| | at San Diego; Oct. 31, 2004 |
| | vs. Kansas City; Dec. 15, 2013 |
| | vs. Denver; Nov. 9, 2014 |

Sacks By *(since 1963; official in 1982)*

Most sacks, season

| | |
|----|------|
| 67 | 1967 |
| 65 | 1985 |
| 64 | 1984 |
| 63 | 1986 |
| 57 | 1983 |

Fewest sacks, season

| | |
|----|------|
| 20 | 1961 |
| 22 | 2014 |
| 23 | 1962 |
| 25 | 2003 |
| | 2004 |
| | 2012 |

TEAM RECORDS

Most sacks, game

| | |
|----|--------------------------------------|
| 11 | at Buffalo; Oct. 15, 1967 |
| | at Denver; Nov. 5, 1967 |
| | vs. Philadelphia; Nov. 30, 1986 (OT) |
| 10 | vs. Denver; Dec. 8, 1975 |
| | vs. Denver; Oct. 31, 1976 |
| | vs. N.Y. Jets; Sept. 8, 1985 |

Most opponent yards lost, attempting to pass, season

| | |
|-----|------|
| 666 | 1967 |
| 516 | 1984 |
| 488 | 1985 |
| 484 | 1983 |
| 474 | 1975 |

Fewest opponent yards lost, attempting to pass, season

| | |
|-----|------|
| 157 | 2014 |
| 162 | 2003 |
| 168 | 1961 |
| 182 | 2004 |
| 185 | 2012 |
| 186 | 2007 |

Interceptions By

Seasons leading league, interceptions by

| |
|-----------|
| 1975 (35) |
| 1980 (35) |

Most passes intercepted by, season

| | |
|----|------|
| 35 | 1963 |
| | 1975 |
| | 1980 |
| 30 | 1967 |
| 29 | 1962 |

Fewest passes intercepted by, season

| | |
|----|------|
| 5 | 2005 |
| 8 | 2009 |
| 9 | 2004 |
| | 2013 |
| | 2014 |
| 10 | 1997 |
| 11 | 1995 |
| | 2012 |

Most passes intercepted, by, game

| | |
|---|---------------------------------------|
| 6 | at Houston Oilers; Sept. 7, 1963 |
| | vs. L.A. Rams; Oct. 29, 1972 |
| 5 | 13 times; last: at Dal.; Nov. 9, 1986 |

Most touchdowns, interception returns, season

| | |
|---|------|
| 4 | 1965 |
| | 1967 |
| | 1968 |
| | 1969 |
| | 2000 |

Most touchdowns, interception returns, game

| | |
|---|--------------------------------|
| 2 | at Denver; Nov. 21, 1965 |
| | at Kansas City; Nov. 23, 1967 |
| | at Kansas City; Nov. 23, 1969 |
| | at San Diego; Jan. 2, 1983 |
| | at New England; Sept. 29, 1985 |
| | vs. Pittsburgh; Oct. 29, 2006 |

Most touchdowns, interception returns, both teams, game

| | |
|---|---|
| 2 | 14 times; last: KC (2) at Oak. (0); Oct. 23, 2011 |
|---|---|

PUNT RETURNS

Fewest opponent punt returns, season

| | |
|----|------|
| 17 | 1982 |
| 21 | 2002 |
| 24 | 1990 |
| 26 | 1985 |
| | 1971 |

Most opponent punt returns, season

| | |
|----|--------------------|
| 47 | 2014 |
| 42 | 2013 |
| 37 | 1967 |
| | 1969 |
| 35 | 5 times; last 2004 |

Fewest yards allowed, punt returns, season

| | |
|-----|------|
| 71 | 1982 |
| 151 | 1969 |
| 153 | 1990 |
| 159 | 1985 |
| 168 | 1971 |

Most yards allowed, punt returns, season

| | |
|-----|------|
| 787 | 1998 |
| 669 | 2003 |
| 593 | 2011 |
| 514 | 1981 |
| 513 | 2014 |

Lowest average allowed, punt returns, season

| | |
|------|---------------|
| 4.08 | 1969 (37-151) |
| 4.18 | 1982 (17-71) |
| 5.28 | 1968 (40-211) |
| 5.61 | 1963 (33-185) |
| 6.12 | 1985 (26-159) |

Highest average allowed, punt returns, season

| | |
|------|---------------|
| 14.9 | 1998 (53-787) |
| 14.8 | 2001 (34-502) |
| 14.1 | 2002 (21-297) |
| 13.5 | 2011 (44-593) |
| 12.9 | 2003 (52-669) |

Most touchdowns allowed, punt returns, season

| | |
|---|----------------------|
| 2 | 1983 |
| | 2007 |
| | 2011 |
| 1 | 10 times; last: 2014 |

Most touchdowns allowed, punt returns, game

| | |
|---|--------------------------------------|
| 1 | 15 times; last: at KC; Dec. 14, 2014 |
|---|--------------------------------------|

KICKOFF RETURNS

Fewest opponent kickoff returns, season

| | |
|----|------|
| 21 | 2014 |
| 30 | 2012 |
| | 2013 |
| 35 | 1992 |
| | 2015 |
| 39 | 1962 |
| 42 | 2006 |
| | 2009 |

Most opponent kickoff returns, season

| | |
|----|------|
| 82 | 1967 |
| 80 | 2000 |
| 77 | 1999 |
| 75 | 1968 |
| | 2001 |

Fewest yards allowed, kickoff returns, season

| | |
|-----|------|
| 613 | 2013 |
| 683 | 2014 |
| 690 | 1992 |
| 783 | 1993 |
| 795 | 2015 |

Most yards allowed, kickoff returns, season

| | |
|-------|------|
| 1,826 | 2002 |
| 1,707 | 1967 |
| 1,689 | 2000 |
| 1,657 | 2001 |
| 1,652 | 1968 |

Most yards allowed, kickoff returns, game

| | |
|-----|---|
| 269 | vs. Houston Oilers; Dec. 22, 1963 (10 ret.) |
| 269 | vs. San Diego; Nov. 18, 2001 (7 ret.) |
| 218 | at Kansas City; Nov. 23, 1967 (10 ret.) |
| 215 | vs. San Diego; Jan. 1, 2012 (6 ret.) |
| 207 | vs. Cincinnati; Dec. 7, 1969 (7 ret.) |

Lowest average allowed, kickoff returns, season

| | |
|-------|-----------------|
| 15.83 | 1977 (63-997) |
| 16.89 | 1986 (63-1,064) |
| 17.0 | 1989 (59-1,001) |
| 17.4 | 1993 (45-783) |
| 17.43 | 1984 (61-1,063) |

TEAM RECORDS

Highest average allowed, kickoff returns, season

| | |
|-------|-----------------|
| 32.52 | 2014 (21-683) |
| 28.93 | 2012 (30-868) |
| 28.57 | 2006 (42-1,200) |
| 25.86 | 2003 (57-1,474) |
| 25.74 | 2011 (47-1,210) |
| 25.67 | 2009 (42-1,078) |

Most touchdowns allowed, kickoff returns, season

| | |
|---|----------------------|
| 2 | 1989 |
| | 2012 |
| 1 | 13 times; last: 2015 |

Most touchdowns allowed, kickoff returns, game

| | |
|---|---|
| 1 | 17 times; last: vs. Min.; Nov. 15, 2015 |
|---|---|

FUMBLES

Fewest opponent fumbles, season

| | |
|----|------|
| 13 | 2011 |
| 14 | 1975 |
| | 2004 |
| | 2012 |
| 16 | 2006 |

Most opponent fumbles, season

| | |
|----|------|
| 40 | 1989 |
| 37 | 1995 |
| 36 | 1960 |
| 35 | 1973 |
| | 1979 |

Most opponent fumbles, game

| | |
|---|--|
| 8 | vs. Washington; Oct. 29, 1989 |
| 7 | vs. Houston Oilers; Sept. 11, 1960 |
| | vs. Buffalo; Oct. 19, 1969 |
| 6 | Seven times; last: at Sea.; Nov. 1, 1998 |

Most opponent fumbles lost, game

| | |
|---|--|
| 5 | vs. Buffalo; Oct. 19, 1969 |
| 4 | 13 times; last: at Min.; Nov. 18, 2007 |

TURNOVERS

Fewest opponent turnovers, season

| | |
|----|------|
| 14 | 2014 |
| 18 | 2004 |
| 19 | 1992 |
| | 2005 |
| | 2012 |

| | |
|----|------|
| 20 | 2009 |
|----|------|

Most opponent turnovers, season

| | |
|----|------|
| 52 | 1963 |
| | 1980 |
| 47 | 1962 |
| | 1977 |
| 46 | 1979 |

Most opponent turnovers, game

| | |
|----|---|
| 10 | at Houston Oilers; Sept. 7, 1963 |
| 8 | vs. Washington; Oct. 29, 1989 |
| 7 | Eight times; last: at SD; Sept. 14, 1980 (OT) |

PENALTIES

Fewest opponent penalties, season

| | |
|----|------|
| 53 | 1982 |
| 54 | 1966 |
| 59 | 1960 |
| 61 | 1974 |
| 62 | 1961 |
| | 1975 |

Most opponent penalties, season

| | |
|-----|------|
| 121 | 1984 |
| 120 | 2011 |
| 118 | 1986 |
| 117 | 1997 |
| | 2000 |
| | 2010 |

Fewest opponent penalties, game

| | |
|---|--|
| 0 | at Kansas City; Dec. 8, 1974 |
| 0 | at Houston Oilers; Dec. 9, 1962 |
| 1 | 25 times; last: at Den.; Dec. 28, 2014 |

Most opponent penalties, game

| | |
|----|--|
| 17 | vs. Chicago; Sept. 26, 1999 |
| 15 | at Houston Oilers; Sept. 11, 1988 |
| | vs. N.Y. Giants; Sept. 13, 1998 |
| 14 | Four times; last: vs. TB; Nov. 4, 2012 |

MISCELLANEOUS

Most blocked opponent kicks, season (since 1995)

| | |
|---|------|
| 5 | 2000 |
| | 2015 |
| 4 | 2004 |
| | 2011 |
| | 2013 |
| 3 | 1997 |
| | 2001 |
| | 2005 |
| | 2012 |

Most blocked opponent kicks, game (since 1995)

| | |
|---|------------------------------------|
| 2 | at Kansas City; Dec. 24, 2011 (OT) |
| | vs. San Diego; Oct. 10, 2010 |
| | at New England; Sept. 8, 2005 |
| | vs. Dallas; Oct. 7, 2001 |
| | at San Francisco; Oct. 8, 2000 |



Super Bowl XVIII

ANNUAL LEADERS

PASSING

| | Att | Comp | Yds | Pct | TD | Int | | Att | Comp | Yds | Pct | TD | Int |
|----------------------------|-----|------|-------|------|----|-----|-----------------------------|-----|------|-------|------|----|-----|
| 1960 Tom Flores | 252 | 136 | 1,738 | 54.0 | 12 | 12 | 1988 Jay Schroeder | 256 | 113 | 1,839 | 44.1 | 13 | 13 |
| 1961 Tom Flores | 366 | 190 | 2,176 | 51.9 | 15 | 19 | 1989 Steve Beuerlein | 217 | 108 | 1,677 | 49.8 | 13 | 9 |
| 1962 Cotton Davidson | 321 | 119 | 1,977 | 37.0 | 7 | 23 | 1990 Jay Schroeder | 334 | 182 | 2,849 | 54.5 | 19 | 9 |
| 1963 Tom Flores | 247 | 113 | 2,101 | 45.7 | 20 | 13 | 1991 Jay Schroeder | 357 | 189 | 2,562 | 52.9 | 15 | 16 |
| 1964 Cotton Davidson | 320 | 155 | 2,497 | 48.4 | 21 | 19 | 1992 Jay Schroeder | 253 | 123 | 1,476 | 48.6 | 11 | 11 |
| 1965 Tom Flores | 269 | 122 | 1,593 | 45.3 | 14 | 11 | 1993 Jeff Hostetler | 419 | 236 | 3,242 | 56.2 | 14 | 10 |
| 1966 Tom Flores | 306 | 151 | 2,638 | 49.4 | 24 | 14 | 1994 Jeff Hostetler | 454 | 263 | 3,334 | 57.9 | 20 | 16 |
| 1967 Daryle Lamonia | 425 | 220 | 3,228 | 51.8 | 30 | 23 | 1995 Jeff Hostetler | 286 | 172 | 1,998 | 60.1 | 12 | 9 |
| 1968 Daryle Lamonia | 416 | 206 | 3,245 | 49.5 | 25 | 15 | 1996 Jeff Hostetler | 402 | 242 | 2,548 | 60.2 | 23 | 14 |
| 1969 Daryle Lamonia | 426 | 221 | 3,302 | 51.9 | 34 | 25 | 1997 Jeff George | 521 | 290 | 3,917 | 55.7 | 29 | 9 |
| 1970 Daryle Lamonia | 356 | 179 | 2,516 | 50.3 | 22 | 15 | 1998 Donald Hollas | 260 | 135 | 1,754 | 51.9 | 10 | 16 |
| 1971 Daryle Lamonia | 242 | 118 | 1,717 | 48.8 | 16 | 16 | 1999 Rich Gannon | 515 | 304 | 3,840 | 59.0 | 24 | 14 |
| 1972 Daryle Lamonia | 281 | 149 | 1,998 | 53.0 | 18 | 12 | 2000 Rich Gannon | 473 | 284 | 3,430 | 60.0 | 28 | 11 |
| 1973 Ken Stabler | 260 | 163 | 1,997 | 62.7 | 14 | 10 | 2001 Rich Gannon | 548 | 361 | 3,828 | 65.8 | 27 | 9 |
| 1974 Ken Stabler | 310 | 178 | 2,469 | 57.4 | 26 | 12 | 2002 Rich Gannon | 618 | 418 | 4,689 | 67.6 | 26 | 10 |
| 1975 Ken Stabler | 293 | 171 | 2,296 | 58.4 | 16 | 24 | 2003 Rich Gannon | 225 | 125 | 1,274 | 55.6 | 6 | 4 |
| 1976 Ken Stabler | 291 | 194 | 2,737 | 66.7 | 27 | 17 | 2004 Kerry Collins | 513 | 289 | 3,495 | 56.3 | 21 | 20 |
| 1977 Ken Stabler | 294 | 169 | 2,176 | 57.5 | 20 | 20 | 2005 Kerry Collins | 565 | 302 | 3,759 | 53.5 | 20 | 12 |
| 1978 Ken Stabler | 406 | 237 | 2,944 | 58.4 | 16 | 30 | 2006 Andrew Walter | 276 | 147 | 1,677 | 53.3 | 3 | 13 |
| 1979 Ken Stabler | 498 | 304 | 3,615 | 61.0 | 26 | 22 | 2007 Josh McCown | 190 | 111 | 1,151 | 58.4 | 10 | 11 |
| 1980 Jim Plunkett | 320 | 165 | 2,299 | 51.6 | 18 | 16 | 2008 JaMarcus Russell | 368 | 198 | 2,423 | 53.8 | 13 | 8 |
| 1981 Marc Wilson | 366 | 173 | 2,311 | 47.3 | 14 | 19 | 2009 JaMarcus Russell | 246 | 120 | 1,287 | 48.8 | 3 | 11 |
| 1982 Jim Plunkett | 261 | 152 | 2,035 | 58.2 | 14 | 15 | 2010 Jason Campbell | 329 | 194 | 2,387 | 59.0 | 13 | 8 |
| 1983 Jim Plunkett | 379 | 230 | 2,935 | 60.7 | 20 | 18 | 2011 Carson Palmer | 328 | 199 | 2,753 | 60.7 | 13 | 16 |
| 1984 Marc Wilson | 282 | 153 | 2,151 | 54.3 | 15 | 17 | 2012 Carson Palmer | 565 | 345 | 4,018 | 61.1 | 22 | 14 |
| 1985 Marc Wilson | 388 | 193 | 2,608 | 49.7 | 16 | 21 | 2013 Terrelle Pryor | 272 | 156 | 1,798 | 57.4 | 7 | 11 |
| 1986 Jim Plunkett | 252 | 133 | 1,986 | 52.8 | 14 | 9 | 2014 Derek Carr | 599 | 348 | 3,270 | 58.1 | 21 | 12 |
| 1987 Marc Wilson | 266 | 152 | 2,070 | 57.1 | 12 | 8 | 2015 Derek Carr | 573 | 350 | 3,987 | 61.1 | 32 | 13 |

RUSHING

| | No | Yds | Avg | TD | Lg | | No | Yds | Avg | TD | Lg |
|-----------------------------|-----|-------|-----|----|----|----------------------------|-----|-------|-----|----|----|
| 1960 Tony Teresa | 139 | 608 | 4.4 | 6 | 83 | 2001 Charlie Garner | 211 | 839 | 4.0 | 1 | 38 |
| 1961 Wayne Crow | 119 | 490 | 4.1 | 2 | 62 | 2002 Charlie Garner | 182 | 962 | 5.3 | 7 | 36 |
| 1962 Clem Daniels | 161 | 766 | 4.7 | 7 | 72 | 2003 Tyrone Wheatley | 159 | 678 | 4.3 | 4 | 41 |
| 1963 Clem Daniels | 215 | 1,099 | 5.1 | 3 | 74 | 2004 Amos Zereoue | 112 | 425 | 3.8 | 3 | 55 |
| 1964 Clem Daniels | 173 | 824 | 4.7 | 2 | 42 | 2005 LaMont Jordan | 272 | 1,025 | 3.8 | 9 | 26 |
| 1965 Clem Daniels | 219 | 953 | 4.0 | 5 | 57 | 2006 Justin Fargas | 178 | 659 | 3.7 | 1 | 48 |
| 1966 Clem Daniels | 204 | 801 | 3.9 | 7 | 64 | 2007 Justin Fargas | 222 | 1,009 | 4.5 | 4 | 48 |
| 1967 Clem Daniels | 130 | 575 | 4.4 | 4 | 52 | 2008 Justin Fargas | 218 | 853 | 3.9 | 1 | 42 |
| 1968 Hewritt Dixon | 206 | 865 | 4.2 | 2 | 28 | 2009 Michael Bush | 123 | 589 | 4.8 | 3 | 60 |
| 1969 Charlie Smith | 177 | 600 | 3.4 | 2 | 23 | 2010 Darren McFadden | 223 | 1,157 | 5.2 | 7 | 57 |
| 1970 Hewritt Dixon | 197 | 861 | 4.4 | 1 | 39 | 2011 Michael Bush | 256 | 977 | 3.8 | 7 | 44 |
| 1971 Marv Hubbard | 181 | 867 | 4.8 | 5 | 20 | 2012 Darren McFadden | 216 | 707 | 3.3 | 2 | 64 |
| 1972 Marv Hubbard | 219 | 1,100 | 5.0 | 4 | 39 | 2013 Rashad Jennings | 163 | 733 | 4.5 | 6 | 80 |
| 1973 Marv Hubbard | 193 | 903 | 4.7 | 6 | 50 | 2014 Darren McFadden | 155 | 534 | 3.4 | 2 | 25 |
| 1974 Marv Hubbard | 188 | 865 | 4.6 | 4 | 32 | 2015 Latavius Murray | 266 | 1,066 | 4.0 | 6 | 54 |
| 1975 Pete Banaszak | 187 | 672 | 3.6 | 16 | 27 | | | | | | |
| 1976 Mark van Eeghen | 233 | 1,012 | 4.3 | 3 | 21 | | | | | | |
| 1977 Mark van Eeghen | 324 | 1,273 | 3.9 | 7 | 27 | | | | | | |
| 1978 Mark van Eeghen | 270 | 1,080 | 4.0 | 9 | 34 | | | | | | |
| 1979 Mark van Eeghen | 223 | 818 | 3.7 | 7 | 19 | | | | | | |
| 1980 Mark van Eeghen | 222 | 838 | 3.8 | 5 | 34 | | | | | | |
| 1981 Kenny King | 170 | 828 | 4.9 | 0 | 60 | | | | | | |
| 1982 Marcus Allen | 160 | 697 | 4.4 | 11 | 53 | | | | | | |
| 1983 Marcus Allen | 266 | 1,014 | 3.8 | 9 | 19 | | | | | | |
| 1984 Marcus Allen | 275 | 1,168 | 4.2 | 13 | 52 | | | | | | |
| 1985 Marcus Allen | 380 | 1,759 | 4.6 | 11 | 61 | | | | | | |
| 1986 Marcus Allen | 208 | 759 | 3.6 | 5 | 28 | | | | | | |
| 1987 Marcus Allen | 200 | 754 | 3.8 | 5 | 44 | | | | | | |
| 1988 Marcus Allen | 223 | 831 | 3.7 | 7 | 32 | | | | | | |
| 1989 Bo Jackson | 173 | 950 | 5.5 | 4 | 92 | | | | | | |
| 1990 Bo Jackson | 125 | 698 | 5.6 | 5 | 88 | | | | | | |
| 1991 Roger Craig | 162 | 590 | 3.6 | 1 | 15 | | | | | | |
| 1992 Eric Dickerson | 187 | 729 | 3.9 | 2 | 40 | | | | | | |
| 1993 Greg Robinson | 156 | 591 | 3.8 | 1 | 16 | | | | | | |
| 1994 Harvey Williams | 282 | 983 | 3.5 | 4 | 28 | | | | | | |
| 1995 Harvey Williams | 255 | 1,114 | 4.4 | 9 | 60 | | | | | | |
| 1996 Napoleon Kaufman | 150 | 874 | 5.8 | 1 | 77 | | | | | | |
| 1997 Napoleon Kaufman | 272 | 1,294 | 4.8 | 6 | 83 | | | | | | |
| 1998 Napoleon Kaufman | 217 | 921 | 4.2 | 2 | 80 | | | | | | |
| 1999 Tyrone Wheatley | 242 | 936 | 3.9 | 8 | 30 | | | | | | |
| 2000 Tyrone Wheatley | 232 | 1,046 | 4.5 | 9 | 80 | | | | | | |



RB Mark van Eeghen

ANNUAL LEADERS

RECEIVING

| | No | Yds | Avg | TD | Lg | | No | Yds | Avg | TD | Lg |
|-----------------------------|----|-------|------|----|----|-----------------------------|-----|-------|------|----|----|
| 1960 Billy Lott | 49 | 524 | 10.7 | 1 | 28 | 1988 Tim Brown | 43 | 725 | 16.9 | 5 | 65 |
| 1961 Doug Asad | 36 | 501 | 13.0 | 2 | 51 | 1989 Mervyn Fernandez .. | 57 | 1,069 | 18.8 | 9 | 75 |
| 1962 Max Boydston | 30 | 374 | 12.4 | 0 | 58 | 1990 Mervyn Fernandez .. | 52 | 839 | 16.1 | 5 | 66 |
| 1963 Art Powell | 73 | 1,304 | 17.8 | 16 | 85 | 1991 Ethan Horton | 53 | 650 | 12.3 | 5 | 52 |
| 1964 Art Powell | 76 | 1,361 | 17.9 | 11 | 77 | 1992 Tim Brown | 49 | 693 | 14.1 | 7 | 68 |
| 1965 Art Powell | 52 | 800 | 15.4 | 12 | 66 | 1993 Tim Brown | 80 | 1,180 | 14.8 | 7 | 71 |
| 1966 Art Powell | 53 | 1,026 | 19.4 | 11 | 46 | 1994 Tim Brown | 89 | 1,309 | 14.7 | 9 | 77 |
| 1967 Hewritt Dixon | 59 | 563 | 9.5 | 2 | 48 | 1995 Tim Brown | 89 | 1,342 | 15.1 | 10 | 80 |
| 1968 Fred Biletnikoff | 61 | 1,037 | 17.0 | 6 | 82 | 1996 Tim Brown | 90 | 1,104 | 12.3 | 9 | 42 |
| 1969 Fred Biletnikoff | 54 | 837 | 15.3 | 12 | 53 | 1997 Tim Brown | 104 | 1,408 | 13.5 | 5 | 59 |
| 1970 Fred Biletnikoff | 45 | 768 | 17.1 | 7 | 51 | 1998 Tim Brown | 90 | 1,344 | 14.9 | 6 | 47 |
| 1971 Fred Biletnikoff | 61 | 929 | 15.2 | 9 | 49 | 2000 Tim Brown | 76 | 1,128 | 14.8 | 11 | 45 |
| 1972 Fred Biletnikoff | 58 | 802 | 13.8 | 7 | 39 | 2001 Tim Brown | 91 | 1,165 | 12.8 | 9 | 46 |
| 1973 Fred Biletnikoff | 48 | 660 | 13.8 | 4 | 32 | 2002 Jerry Rice | 92 | 1,211 | 13.2 | 7 | 75 |
| 1974 Cliff Branch | 60 | 1,092 | 18.2 | 13 | 67 | 2003 Jerry Rice | 63 | 869 | 13.8 | 2 | 47 |
| 1975 Cliff Branch | 51 | 893 | 17.5 | 9 | 53 | 2004 Jerry Porter | 64 | 998 | 15.6 | 9 | 52 |
| 1976 Dave Casper | 53 | 691 | 13.0 | 10 | 30 | 2005 Jerry Porter | 76 | 942 | 12.4 | 5 | 49 |
| 1977 Dave Casper | 48 | 584 | 12.2 | 6 | 27 | 2006 Ronald Curry | 62 | 727 | 11.7 | 1 | 39 |
| 1978 Dave Casper | 62 | 852 | 13.7 | 9 | 44 | 2007 Ronald Curry | 55 | 717 | 13.0 | 4 | 49 |
| 1979 Cliff Branch | 59 | 844 | 14.3 | 6 | 66 | 2008 Zach Miller | 56 | 778 | 13.9 | 1 | 63 |
| 1980 Bob Chandler | 49 | 786 | 16.0 | 10 | 56 | 2009 Zach Miller | 66 | 805 | 12.2 | 3 | 86 |
| 1981 Derrick Ramsey | 52 | 674 | 13.0 | 4 | 66 | 2010 Zach Miller | 60 | 685 | 11.4 | 5 | 43 |
| 1982 Todd Christensen | 42 | 510 | 12.1 | 4 | 50 | 2011 Darius Heyward-Bey .. | 64 | 975 | 15.2 | 4 | 58 |
| 1983 Todd Christensen | 92 | 1,247 | 13.6 | 12 | 45 | 2012 Brandon Myers | 79 | 806 | 10.2 | 2 | 29 |
| 1984 Todd Christensen | 80 | 1,007 | 12.6 | 7 | 38 | 2013 Rod Streater | 60 | 888 | 14.8 | 4 | 66 |
| 1985 Todd Christensen | 82 | 987 | 12.0 | 6 | 48 | 2014 James Jones | 73 | 666 | 9.1 | 6 | 42 |
| 1986 Todd Christensen | 95 | 1,153 | 12.1 | 8 | 35 | 2015 Michael Crabtree | 85 | 922 | 10.8 | 9 | 38 |
| 1987 Marcus Allen | 51 | 410 | 8.0 | 0 | 39 | | | | | | |

SCORING

| | TD | PAT | FG | Total | | TD | PAT | FG | Total |
|---------------------------|----|-----|----|-------|---------------------------------|----|-----|----|-------|
| 1960 Tony Teresa | 10 | 0 | 0 | 60 | 1999 Michael Husted | 0 | 30 | 20 | 90 |
| 1961 George Fleming | 1 | 24 | 11 | 63 | 2000 Sebastian Janikowski | 0 | 46 | 22 | 112 |
| 1962 Clem Daniels | 8 | 0 | 0 | 48 | 2001 Sebastian Janikowski | 0 | 42 | 23 | 111 |
| 1963 Art Powell | 16 | 0 | 0 | 96 | 2002 Sebastian Janikowski | 0 | 50 | 26 | 128 |
| 1964 Mike Mercer | 0 | 34 | 15 | 79 | 2003 Sebastian Janikowski | 0 | 28 | 22 | 94 |
| 1965 Clem Daniels | 12 | 0 | 0 | 72 | 2004 Sebastian Janikowski | 0 | 31 | 25 | 106 |
| Art Powell | 12 | 0 | 0 | 72 | 2005 Sebastian Janikowski | 0 | 30 | 20 | 90 |
| 1966 Mike Eischeid | 0 | 37 | 11 | 70 | 2006 Sebastian Janikowski | 0 | 16 | 18 | 70 |
| 1967 George Blanda | 0 | 56 | 20 | 116 | 2007 Sebastian Janikowski | 0 | 28 | 23 | 97 |
| 1968 George Blanda | 0 | 54 | 21 | 117 | 2008 Sebastian Janikowski | 0 | 25 | 24 | 97 |
| 1969 George Blanda | 0 | 45 | 20 | 105 | 2009 Sebastian Janikowski | 0 | 17 | 26 | 95 |
| 1970 George Blanda | 0 | 36 | 16 | 84 | 2010 Sebastian Janikowski | 0 | 43 | 33 | 142 |
| 1971 George Blanda | 0 | 41 | 15 | 86 | 2011 Sebastian Janikowski | 0 | 36 | 31 | 129 |
| 1972 George Blanda | 0 | 44 | 17 | 95 | 2012 Sebastian Janikowski | 0 | 25 | 31 | 118 |
| 1973 George Blanda | 0 | 31 | 23 | 100 | 2013 Sebastian Janikowski | 0 | 37 | 21 | 100 |
| 1974 Cliff Branch | 13 | 0 | 0 | 78 | 2014 Sebastian Janikowski | 0 | 28 | 19 | 85 |
| 1975 Pete Banaszak | 16 | 0 | 0 | 96 | 2015 Sebastian Janikowski | 0 | 38 | 21 | 101 |
| 1976 Cliff Branch | 12 | 0 | 0 | 72 | | | | | |
| 1977 Errol Mann | 0 | 39 | 20 | 99 | | | | | |
| 1978 Errol Mann | 0 | 33 | 12 | 69 | | | | | |
| 1979 Jim Breech | 0 | 41 | 18 | 95 | | | | | |
| 1980 Chris Bahr | 0 | 41 | 19 | 98 | | | | | |
| 1981 Chris Bahr | 0 | 27 | 14 | 69 | | | | | |
| 1982 Marcus Allen | 14 | 0 | 0 | 84 | | | | | |
| 1983 Chris Bahr | 0 | 51 | 21 | 114 | | | | | |
| 1984 Marcus Allen | 18 | 0 | 0 | 108 | | | | | |
| 1985 Chris Bahr | 0 | 40 | 20 | 100 | | | | | |
| 1986 Chris Bahr | 0 | 36 | 21 | 99 | | | | | |
| 1987 Chris Bahr | 0 | 27 | 19 | 84 | | | | | |
| 1988 Chris Bahr | 0 | 37 | 18 | 91 | | | | | |
| 1989 Jeff Jaeger | 0 | 34 | 23 | 103 | | | | | |
| 1990 Jeff Jaeger | 0 | 40 | 15 | 85 | | | | | |
| 1991 Jeff Jaeger | 0 | 29 | 29 | 116 | | | | | |
| 1992 Jeff Jaeger | 0 | 28 | 15 | 73 | | | | | |
| 1993 Jeff Jaeger | 0 | 27 | 35 | 132 | | | | | |
| 1994 Jeff Jaeger | 0 | 31 | 22 | 97 | | | | | |
| 1995 Jeff Jaeger | 0 | 22 | 13 | 61 | | | | | |
| 1996 Cole Ford | 0 | 36 | 24 | 108 | | | | | |
| 1997 Cole Ford | 0 | 33 | 13 | 72 | | | | | |
| James Jett | 12 | 0 | 0 | 72 | | | | | |
| 1998 Greg Davis | 0 | 31 | 17 | 82 | | | | | |



K Sebastian Janikowski

ANNUAL LEADERS

INTERCEPTIONS

| | No | Yds | Avg | TD | Lg |
|------|------------------------|-----|-----|------|------|
| 1960 | Eddie Macon | 9 | 105 | 11.7 | 1 42 |
| 1961 | Joe Cannavino | 5 | 14 | 2.8 | 0 9 |
| 1962 | Tom Morrow | 10 | 141 | 14.1 | 0 36 |
| 1963 | Tom Morrow | 9 | 104 | 11.5 | 0 35 |
| 1964 | Fred Williamson | 6 | 40 | 6.7 | 0 28 |
| 1965 | Warren Powers | 5 | 56 | 11.2 | 0 12 |
| 1966 | Warren Powers | 5 | 88 | 17.6 | 0 35 |
| 1967 | Willie Brown | 7 | 33 | 4.7 | 0 25 |
| 1968 | Dave Grayson | 10 | 195 | 19.5 | 1 54 |
| 1969 | Dave Grayson | 8 | 132 | 16.5 | 1 76 |
| 1970 | Kent McCloughan | 5 | 5 | 1.0 | 0 5 |
| 1971 | Nemiah Wilson | 5 | 70 | 14.0 | 0 22 |
| 1972 | Jack Tatum | 4 | 91 | 22.8 | 0 56 |
| 1973 | George Atkinson | 3 | 48 | 16.0 | 0 36 |
| 1974 | Alonzo Thomas | 6 | 70 | 11.7 | 1 34 |
| 1975 | Alonzo Thomas | 6 | 86 | 14.3 | 0 48 |
| 1976 | Monte Johnson | 4 | 40 | 10.0 | 0 22 |
| 1977 | Jack Tatum | 6 | 146 | 24.3 | 0 41 |
| 1978 | Charles Phillips | 6 | 121 | 20.2 | 1 42 |
| 1979 | Lester Hayes | 7 | 100 | 14.3 | 2 52 |
| 1980 | Lester Hayes | 13 | 273 | 21.0 | 1 62 |
| 1981 | Odus McKinney | 3 | 38 | 12.7 | 0 34 |
| 1982 | Burgess Owens | 4 | 56 | 14.0 | 0 35 |
| 1983 | Vann McElroy | 8 | 68 | 8.5 | 0 28 |
| 1984 | Mike Haynes | 6 | 220 | 36.7 | 1 97 |
| 1985 | Lester Hayes | 4 | 27 | 6.8 | 1 27 |
| 1986 | Vann McElroy | 7 | 105 | 15.0 | 0 28 |
| 1987 | Vann McElroy | 4 | 41 | 10.3 | 1 35 |
| 1988 | Mike Haynes | 3 | 30 | 10.0 | 0 30 |
| | Vann McElroy | 3 | 17 | 5.7 | 0 13 |
| 1989 | Eddie Anderson | 5 | 233 | 46.6 | 2 87 |
| 1990 | Eddie Anderson | 3 | 19 | 16.3 | 0 15 |
| | Terry McDaniel | 3 | 20 | 6.7 | 0 15 |
| | Mike Harden | 3 | 19 | 6.3 | 0 15 |
| 1991 | Ronnie Lott | 8 | 52 | 6.5 | 0 27 |
| 1992 | Terry McDaniel | 4 | 180 | 45.0 | 0 67 |
| 1993 | Terry McDaniel | 5 | 87 | 17.4 | 1 36 |

| | No | Yds | Avg | TD | Lg |
|------|-------------------------|-----|-----|------|------|
| 1994 | Terry McDaniel | 7 | 103 | 14.7 | 2 35 |
| 1995 | Terry McDaniel | 6 | 46 | 7.7 | 1 42 |
| 1996 | Terry McDaniel | 5 | 150 | 30.0 | 1 56 |
| 1997 | Eric Turner | 2 | 45 | 22.5 | 0 29 |
| | Lionel Washington | 2 | 44 | 22.0 | 0 44 |
| | James Trapp | 2 | 24 | 12.5 | 0 25 |
| | Lorenzo Lynch | 2 | 6 | 3.0 | 0 6 |
| 1998 | Charles Woodson | 5 | 118 | 23.6 | 1 46 |
| 1999 | Darrien Gordon | 3 | 44 | 14.7 | 0 28 |
| | Eric Turner | 3 | 43 | 14.3 | 0 24 |
| | Eric Allen | 3 | 33 | 11.0 | 0 31 |
| 2000 | Eric Allen | 6 | 145 | 24.2 | 3 50 |
| | William Thomas | 6 | 68 | 11.3 | 1 46 |
| 2001 | Tory James | 5 | 72 | 14.4 | 0 23 |
| 2002 | Rod Woodson | 8 | 225 | 28.1 | 2 98 |
| 2003 | Phillip Buchanon | 6 | 176 | 29.3 | 2 83 |
| 2004 | Phillip Buchanon | 3 | 69 | 23.0 | 1 37 |
| 2005 | Stuart Schweigert | 2 | 35 | 17.5 | 0 33 |
| 2006 | Nnamdi Asomugha | 8 | 59 | 7.4 | 1 24 |
| 2007 | Thomas Howard | 6 | 172 | 28.7 | 2 66 |
| 2008 | Chris Johnson | 3 | 68 | 22.7 | 0 44 |
| | DeAngelo Hall | 3 | 31 | 10.3 | 0 21 |
| | Rashad Baker | 3 | 8 | 2.7 | 0 8 |
| 2009 | Chris Johnson | 3 | 20 | 6.7 | 0 20 |
| | Michael Huff | 3 | 15 | 5.0 | 0 10 |
| 2010 | Michael Huff | 3 | 32 | 10.7 | 0 17 |
| 2011 | Matt Giordano | 5 | 130 | 26.0 | 0 62 |
| 2012 | Joselio Adams | 2 | 24 | 12.0 | 0 21 |
| | Phillip Adams | 2 | 0 | 0.0 | 0 0 |
| 2013 | Tracy Porter | 2 | 44 | 22.0 | 1 43 |
| 2014 | Charles Woodson | 4 | 35 | 8.8 | 0 30 |
| 2015 | Charles Woodson | 5 | 22 | 4.4 | 0 11 |

PUNT RETURNS

| | No | Yds | Avg | TD | Lg |
|------|-----------------------|-----|-----|------|------|
| 1960 | Jack Larscheid | 12 | 106 | 8.8 | 0 41 |
| 1961 | Charles Fuller | 4 | 52 | 13 | 0 25 |
| 1962 | Bob Garner | 20 | 162 | 8.1 | 0 25 |
| 1963 | Claude Gibson | 26 | 307 | 11.8 | 2 85 |
| 1964 | Claude Gibson | 29 | 419 | 14.4 | 0 58 |
| 1965 | Claude Gibson | 31 | 357 | 11.8 | 1 58 |
| 1966 | Rodger Bird | 37 | 323 | 8.7 | 0 42 |
| 1967 | Rodger Bird | 46 | 612 | 13.3 | 0 78 |
| 1968 | George Atkinson | 36 | 490 | 13.6 | 2 86 |
| 1969 | George Atkinson | 25 | 153 | 6.1 | 0 30 |
| 1970 | Alvin Wyatt | 25 | 231 | 9.2 | 1 63 |
| 1971 | George Atkinson | 20 | 159 | 8 | 0 34 |
| 1972 | George Atkinson | 10 | 33 | 3.3 | 0 8 |
| 1973 | George Atkinson | 41 | 336 | 8.2 | 1 63 |
| 1974 | Ron Smith | 41 | 486 | 11.9 | 0 55 |
| 1975 | Neal Colzie | 48 | 655 | 13.6 | 0 64 |
| 1976 | Neal Colzie | 41 | 448 | 10.9 | 0 32 |
| 1977 | Neal Colzie | 32 | 334 | 10.4 | 0 23 |
| 1978 | Neal Colzie | 47 | 310 | 6.6 | 0 24 |
| 1979 | Ira Matthews | 32 | 165 | 5.2 | 0 20 |
| 1980 | Ira Matthews | 48 | 421 | 8.8 | 0 34 |
| 1981 | Ted Watts | 35 | 284 | 8.1 | 1 52 |
| 1982 | Greg Pruitt | 26 | 209 | 8 | 0 25 |
| 1983 | Greg Pruitt | 58 | 668 | 11.5 | 1 97 |
| 1984 | Greg Pruitt | 53 | 473 | 8.9 | 0 38 |
| 1985 | Fulton Walker | 62 | 692 | 11.2 | 0 32 |
| 1986 | Fulton Walker | 49 | 440 | 9 | 1 70 |
| 1987 | Chris Woods | 26 | 189 | 7.3 | 0 34 |

| | No | Yds | Avg | TD | Lg |
|------|---------------------------|-----|-----|------|------|
| 1988 | Tim Brown | 49 | 444 | 9.1 | 0 36 |
| 1989 | Stefon Adams | 19 | 156 | 8.2 | 0 15 |
| 1990 | Tim Brown | 34 | 295 | 8.7 | 0 39 |
| 1991 | Tim Brown | 29 | 330 | 11.4 | 1 75 |
| 1992 | Tim Brown | 37 | 383 | 10.4 | 0 40 |
| 1993 | Tim Brown | 40 | 465 | 11.6 | 1 74 |
| 1994 | Tim Brown | 40 | 487 | 12.2 | 0 48 |
| 1995 | Tim Brown | 36 | 364 | 10.1 | 0 38 |
| 1996 | Tim Brown | 32 | 272 | 8.5 | 0 36 |
| 1997 | Desmond Howard | 27 | 210 | 7.8 | 0 31 |
| 1998 | Desmond Howard | 45 | 541 | 12 | 2 75 |
| 1999 | Darrien Gordon | 42 | 397 | 9.5 | 0 78 |
| 2000 | Darrien Gordon | 29 | 258 | 8.9 | 0 36 |
| 2001 | David Dunn | 19 | 169 | 8.9 | 0 23 |
| 2002 | Phillip Buchanon | 15 | 178 | 14 | 1 83 |
| 2003 | Phillip Buchanon | 36 | 491 | 13.6 | 2 80 |
| 2004 | Phillip Buchanon | 21 | 121 | 5.8 | 0 18 |
| 2005 | Chris Carr | 34 | 186 | 5.5 | 0 34 |
| 2006 | Chris Carr | 35 | 216 | 6.2 | 0 35 |
| 2007 | Johnnie Lee Higgins | 15 | 103 | 5.2 | 0 54 |
| 2008 | Johnnie Lee Higgins | 44 | 570 | 13 | 3 93 |
| 2009 | Johnnie Lee Higgins | 34 | 177 | 5.2 | 0 19 |
| 2010 | Nick Miller | 35 | 257 | 7.3 | 0 46 |
| 2011 | Denarius Moore | 25 | 216 | 8.6 | 0 34 |
| 2012 | Phillip Adams | 25 | 139 | 5.6 | 0 47 |
| 2013 | Jacoby Ford | 9 | 77 | 8.6 | 0 14 |
| 2014 | TJ Carrie | 26 | 195 | 7.5 | 0 27 |
| 2015 | TJ Carrie | 19 | 118 | 6.2 | 0 22 |

ANNUAL LEADERS

KICKOFF RETURNS

| | No | Yds | Avg | TD | Lg | | No | Yds | Avg | TD | Lg |
|-------------------------------|----|-----|------|----|-----|--------------------------------|----|-------|------|----|-----|
| 1960 Jack Larscheid | 30 | 852 | 28.4 | 0 | 78 | 1988 Tim Brown | 41 | 1,098 | 26.8 | 1 | 97 |
| 1961 George Fleming | 29 | 588 | 20.3 | 0 | 36 | 1989 Stefon Adams | 22 | 425 | 19.3 | 0 | 37 |
| 1962 Bo Roberson | 27 | 748 | 27.7 | 1 | 87 | 1990 Jamie Holland | 32 | 655 | 20.5 | 0 | 87 |
| 1963 Bo Roberson | 38 | 809 | 21.2 | 0 | 58 | 1991 Jamie Holland | 22 | 421 | 19.1 | 0 | 27 |
| 1964 Bo Roberson | 36 | 975 | 27.0 | 0 | 59 | 1992 Alexander Wright | 18 | 325 | 18.1 | 0 | 33 |
| 1965 Larry Todd | 20 | 461 | 23.1 | 0 | 50 | 1993 Raghib Ismail | 25 | 605 | 24.2 | 0 | 66 |
| 1966 Pervis Atkins | 29 | 608 | 21.0 | 0 | 35 | 1994 Raghib Ismail | 43 | 923 | 21.5 | 0 | 51 |
| 1967 Dave Grayson | 19 | 405 | 21.3 | 0 | 29 | 1995 Raghib Ismail | 36 | 706 | 19.6 | 0 | 43 |
| 1968 George Atkinson | 32 | 802 | 25.1 | 0 | 60 | 1996 Carl Kidd | 29 | 622 | 21.4 | 0 | 48 |
| 1969 George Atkinson | 16 | 382 | 23.9 | 0 | 39 | 1997 Desmond Howard | 61 | 1,318 | 21.6 | 0 | 45 |
| 1970 George Atkinson | 23 | 574 | 25.0 | 0 | 62 | 1998 Desmond Howard | 49 | 1,040 | 21.1 | 0 | 42 |
| 1971 Clarence Davis | 27 | 734 | 27.2 | 0 | 44 | 1999 Napoleon Kaufman | 42 | 831 | 19.8 | 0 | 48 |
| 1972 Clarence Davis | 18 | 464 | 25.8 | 0 | 49 | 2000 David Dunn | 44 | 1,073 | 24.4 | 1 | 88 |
| 1973 Clarence Davis | 19 | 504 | 26.5 | 0 | 76 | 2001 Terry Kirby | 46 | 1,066 | 23.2 | 1 | 90 |
| 1974 Harold Hart | 18 | 466 | 25.9 | 0 | 67 | 2002 Marcus Knight | 29 | 705 | 25.5 | 0 | 65 |
| 1975 Harold Hart | 17 | 518 | 30.5 | 1 | 102 | 2003 Doug Gabriel | 29 | 646 | 22.3 | 1 | 85 |
| 1976 Rick Jennings | 16 | 417 | 26.1 | 0 | 55 | 2004 Doug Gabriel | 53 | 1,140 | 21.5 | 0 | 64 |
| 1977 Carl Garrett | 21 | 420 | 20.0 | 0 | 31 | 2005 Chris Carr | 73 | 1,752 | 24.0 | 0 | 62 |
| 1978 Arthur Whittington | 23 | 473 | 20.6 | 0 | 34 | 2006 Chris Carr | 69 | 1,762 | 25.5 | 0 | 50 |
| 1979 Ira Matthews | 35 | 873 | 24.9 | 1 | 104 | 2007 Chris Carr | 59 | 1,327 | 25.5 | 0 | 43 |
| 1980 Ira Matthews | 29 | 585 | 20.2 | 0 | 45 | 2008 Johnnie Lee Higgins | 36 | 842 | 23.4 | 0 | 69 |
| 1981 Arthur Whittington | 25 | 563 | 22.5 | 0 | 47 | 2009 Jonathan Holland | 28 | 550 | 19.6 | 0 | 60 |
| 1982 Greg Pruitt | 14 | 371 | 28.4 | 0 | 55 | 2010 Jacoby Ford | 53 | 1,280 | 24.2 | 3 | 101 |
| 1983 Cle Montgomery | 21 | 464 | 22.1 | 0 | 48 | 2011 Bryan McCann | 13 | 361 | 27.8 | 0 | 91 |
| 1984 Dokie Williams | 24 | 621 | 25.9 | 0 | 62 | 2012 Coye Francies | 20 | 475 | 23.8 | 0 | 32 |
| 1985 Fulton Walker | 21 | 467 | 22.2 | 0 | 57 | 2013 Taiwan Jones | 26 | 623 | 24.0 | 0 | 41 |
| 1986 Stefon Adams | 27 | 573 | 21.2 | 0 | 51 | 2014 Latavious Murray | 19 | 429 | 22.6 | 0 | 38 |
| 1987 Vance Mueller | 27 | 588 | 21.8 | 0 | 46 | 2015 Taiwan Jones | 31 | 829 | 26.7 | 0 | 70 |

PUNTING

| | No | Yds | Avg | Lg | | No | Yds | Avg | Lg |
|----------------------------|----|-------|------|----|---------------------------|-----|-------|------|----|
| 1960 Wayne Crow | 76 | 2,958 | 38.9 | 72 | 1999 Leo Araguz | 76 | 3,045 | 40.1 | 56 |
| 1961 Wayne Crow | 61 | 2,613 | 42.8 | 77 | 2000 Shane Lechler | 65 | 2,984 | 45.9 | 69 |
| 1962 Cotton Davidson | 40 | 1,569 | 39.2 | 64 | 2001 Shane Lechler | 73 | 3,375 | 46.2 | 65 |
| 1963 Mike Mercer | 75 | 3,007 | 40.0 | 53 | 2002 Shane Lechler | 53 | 2,251 | 42.3 | 70 |
| 1964 Mike Mercer | 58 | 2,446 | 42.1 | 67 | 2003 Shane Lechler | 96 | 4,503 | 46.9 | 73 |
| 1965 Mike Mercer | 75 | 3,079 | 41.1 | 70 | 2004 Shane Lechler | 73 | 3,409 | 46.7 | 67 |
| 1966 Mike Eischeid | 64 | 2,703 | 42.2 | 56 | 2005 Shane Lechler | 82 | 3,744 | 45.7 | 64 |
| 1967 Mike Eischeid | 76 | 3,364 | 44.3 | 62 | 2006 Shane Lechler | 77 | 3,660 | 47.5 | 67 |
| 1968 Mike Eischeid | 64 | 2,788 | 43.6 | 72 | 2007 Shane Lechler | 73 | 3,585 | 49.1 | 70 |
| 1969 Mike Eischeid | 69 | 2,944 | 42.7 | 58 | 2008 Shane Lechler | 90 | 4,391 | 48.8 | 70 |
| 1970 Mike Eischeid | 79 | 3,121 | 39.5 | 57 | 2009 Shane Lechler | 96 | 4,909 | 51.1 | 70 |
| 1971 Jerry DePoyster | 57 | 2,013 | 39.4 | 56 | 2010 Shane Lechler | 77 | 3,618 | 47.0 | 68 |
| 1972 Jerry DePoyster | 55 | 2,031 | 36.9 | 57 | 2011 Shane Lechler | 78 | 3,960 | 50.8 | 80 |
| 1973 Ray Guy | 69 | 3,127 | 45.3 | 72 | 2012 Shane Lechler | 81 | 3,826 | 39.0 | 68 |
| 1974 Ray Guy | 74 | 3,124 | 42.2 | 66 | 2013 Marquette King | 84 | 4,107 | 48.9 | 66 |
| 1975 Ray Guy | 68 | 2,979 | 43.8 | 64 | 2014 Marquette King | 109 | 4,930 | 45.2 | 62 |
| 1976 Ray Guy | 67 | 2,785 | 41.6 | 66 | 2015 Marquette King | 83 | 3,697 | 44.5 | 70 |
| 1977 Ray Guy | 59 | 2,552 | 43.3 | 74 | | | | | |
| 1978 Ray Guy | 81 | 3,462 | 42.7 | 69 | | | | | |
| 1979 Ray Guy | 69 | 2,939 | 42.6 | 71 | | | | | |
| 1980 Ray Guy | 71 | 3,099 | 43.6 | 66 | | | | | |
| 1981 Ray Guy | 96 | 4,195 | 43.7 | 69 | | | | | |
| 1982 Ray Guy | 47 | 1,839 | 39.1 | 57 | | | | | |
| 1983 Ray Guy | 79 | 3,384 | 42.8 | 67 | | | | | |
| 1984 Ray Guy | 91 | 3,809 | 41.9 | 63 | | | | | |
| 1985 Ray Guy | 89 | 3,627 | 40.8 | 68 | | | | | |
| 1986 Ray Guy | 90 | 3,620 | 40.2 | 64 | | | | | |
| 1987 Stan Talley | 56 | 2,277 | 40.7 | 63 | | | | | |
| 1988 Jeff Gossett | 91 | 3,804 | 41.8 | 58 | | | | | |
| 1989 Jeff Gossett | 67 | 2,711 | 40.5 | 60 | | | | | |
| 1990 Jeff Gossett | 60 | 2,315 | 38.6 | 57 | | | | | |
| 1991 Jeff Gossett | 67 | 2,961 | 44.2 | 61 | | | | | |
| 1992 Jeff Gossett | 77 | 3,255 | 42.3 | 56 | | | | | |
| 1993 Jeff Gossett | 71 | 2,971 | 41.8 | 61 | | | | | |
| 1994 Jeff Gossett | 77 | 3,377 | 43.9 | 65 | | | | | |
| 1995 Jeff Gossett | 75 | 3,089 | 41.2 | 60 | | | | | |
| 1996 Jeff Gossett | 57 | 2,264 | 39.7 | 64 | | | | | |
| 1997 Leo Araguz | 93 | 4,189 | 45.0 | 63 | | | | | |
| 1998 Leo Araguz | 98 | 4,256 | 43.4 | 64 | | | | | |



P Marquette King

SUPERLATIVES

1,000 YARDS RUSHING

| Yds | Name | Year |
|-------|------------------|------|
| 1,759 | Marcus Allen | 1985 |
| 1,294 | Napoleon Kaufman | 1997 |
| 1,273 | Mark van Eeghen | 1977 |
| 1,168 | Marcus Allen | 1984 |
| 1,157 | Darren McFadden | 2010 |
| 1,114 | Harvey Williams | 1995 |
| 1,100 | Marv Hubbard | 1972 |
| 1,099 | Clem Daniels | 1963 |
| 1,080 | Mark van Eeghen | 1978 |
| 1,066 | Latavius Murray | 2015 |
| 1,046 | Tyrone Wheatley | 2000 |
| 1,025 | LaMont Jordan | 2005 |
| 1,014 | Marcus Allen | 1983 |
| 1,012 | Mark van Eeghen | 1976 |
| 1,009 | Justin Fargas | 2007 |

1,000 YARDS RECEIVING

| Yds | Name | Year |
|-------|------------------|------|
| 1,408 | Tim Brown | 1997 |
| 1,361 | Art Powell | 1964 |
| 1,344 | Tim Brown | 1999 |
| 1,342 | Tim Brown | 1995 |
| 1,309 | Tim Brown | 1994 |
| 1,304 | Art Powell | 1963 |
| 1,260 | Warren Wells | 1969 |
| 1,247 | Todd Christensen | 1983 |
| 1,211 | Jerry Rice | 2002 |
| 1,180 | Tim Brown | 1993 |
| 1,165 | Tim Brown | 2001 |
| 1,153 | Todd Christensen | 1986 |
| 1,139 | Jerry Rice | 2001 |
| 1,137 | Warren Wells | 1968 |
| 1,128 | Tim Brown | 2000 |
| 1,111 | Cliff Branch | 1976 |
| 1,104 | Tim Brown | 1996 |
| 1,092 | Cliff Branch | 1974 |
| 1,070 | Amari Cooper | 2015 |
| 1,069 | Mervyn Fernandez | 1989 |
| 1,037 | Fred Biletnikoff | 1968 |
| 1,026 | Art Powell | 1966 |
| 1,012 | Tim Brown | 1998 |
| 1,007 | Todd Christensen | 1984 |
| 1,005 | Randy Moss | 2005 |

3,000 YARDS PASSING

| Yds | Name | Year |
|-------|-----------------|------|
| 4,689 | Rich Gannon | 2002 |
| 4,018 | Carson Palmer | 2012 |
| 3,987 | Derek Carr | 2015 |
| 3,917 | Jeff George | 1997 |
| 3,840 | Rich Gannon | 1999 |
| 3,828 | Rich Gannon | 2001 |
| 3,759 | Kerry Collins | 2005 |
| 3,615 | Ken Stabler | 1979 |
| 3,495 | Kerry Collins | 2004 |
| 3,430 | Rich Gannon | 2000 |
| 3,334 | Jeff Hostetler | 1994 |
| 3,302 | Daryle Lamonica | 1969 |
| 3,270 | Derek Carr | 2014 |
| 3,245 | Daryle Lamonica | 1968 |
| 3,242 | Jeff Hostetler | 1993 |
| 3,228 | Daryle Lamonica | 1967 |

100 YARDS RUSHING

| Att | Yds | Name | Game |
|-----|-----|------------------|-------------------------|
| 28 | 227 | Napoleon Kaufman | Oct. 19, 1997 vs. Den. |
| 18 | 221 | Bo Jackson | Nov. 30, 1987 at Sea. |
| 27 | 200 | Clem Daniels | Oct. 20, 1963 vs. NYJ |
| 20 | 187 | Clem Daniels | Dec. 9, 1962 at HouO. |
| 28 | 187 | Hewritt Dixon | Sept. 29, 1968 at HouO. |
| 22 | 179 | Justin Fargas | Sept. 30, 2007 at Mia. |
| 27 | 177 | Michael Bush | Dec. 28, 2008 at TB. |
| 24 | 173 | Marcus Allen | Nov. 24, 1985 vs. Den. |
| 19 | 171 | Darren McFadden | Sept. 25, 2011 vs. NYJ |
| 19 | 167 | Clem Daniels | Oct. 25, 1964 vs. Den. |
| 16 | 165 | Darren McFadden | Oct. 24, 2010 at Den. |
| 18 | 164 | Hewritt Dixon | Oct. 19, 1970 vs. Was. |
| 21 | 164 | Darren McFadden | Sept. 14, 2008 at KC |
| 26 | 162 | Napoleon Kaufman | Sept. 28, 1997 vs. StL. |
| 19 | 160 | Harvey Williams | Oct. 8, 1995 vs. Sea. |
| 13 | 159 | Bo Jackson | Nov. 5, 1989 vs. Cin. |
| 25 | 159 | LaMont Jordan | Sept. 16, 2007 at Den. |
| 22 | 158 | Clem Daniels | Dec. 22, 1963 vs. HouO. |
| 30 | 157 | Michael Bush | Nov. 10, 2011 at SD |
| 24 | 156 | Marcus Allen | Dec. 5, 1982 vs. Sea. |
| 28 | 156 | Marcus Allen | Dec. 1, 1985 at Atl. |
| 15 | 156 | Tyrone Wheatley | Oct. 22, 2000 vs. Sea. |
| 20 | 155 | Marcus Allen | Dec. 2, 1984 at Mia. |
| 17 | 152 | Napoleon Kaufman | Nov. 29, 1998 vs. Was. |
| 26 | 151 | Mark van Eeghen | Sept. 17, 1978 at GB |
| 22 | 150 | Darren McFadden | Sept. 12, 2011 at Den. |
| 22 | 150 | Rashad Jennings | Nov. 17, 2013 at Hou. |
| 20 | 149 | Larry Todd | Nov. 7, 1965 at HouO. |
| 25 | 146 | Charlie Smith | Nov. 12, 1972 at Cin. |
| 26 | 146 | Tyrone Wheatley | Dec. 16, 2000 at Sea. |
| 33 | 146 | Justin Fargas | Dec. 2, 2007 vs. Den. |
| 30 | 145 | Darren McFadden | Sept. 19, 2010 vs. StL. |
| 16 | 144 | Clem Daniels | Dec. 20, 1964 vs. SD |
| 19 | 144 | Bo Jackson | Oct. 29, 1989 vs. Was. |
| 26 | 143 | Marv Hubbard | Dec. 5, 1971 at Atl. |
| 36 | 143 | Mark van Eeghen | Oct. 23, 1977 at NYJ |
| 26 | 143 | Mark van Eeghen | Nov. 28, 1977 vs. Buf. |
| 31 | 143 | Napoleon Kaufman | Oct. 25, 1998 vs. Cin. |
| 12 | 141 | Tony Teresa | Nov. 13, 1960 vs. Buf. |
| 14 | 140 | Napoleon Kaufman | Sept. 14, 1997 at Atl. |
| 20 | 139 | Napoleon Kaufman | Sept. 13, 1998 vs. NYG |
| 26 | 139 | Latavius Murray | Sept. 27, 2015 at Cle. |

| Att | Yds | Name | Game |
|-----|-----|--------------------|-------------------------|
| 22 | 139 | Justin Fargas | Nov. 25, 2007 at KC |
| 12 | 138 | Kenny King | Oct. 12, 1980 vs. SD |
| 25 | 137 | Michael Bush | Jan. 2, 2011 at KC |
| 25 | 136 | Kenny King | Sept. 21, 1980 vs. Was. |
| 33 | 136 | Marcus Allen | Sept. 13, 1987 at GB |
| 21 | 136 | Joe Aska | Oct. 6, 1996 at NYJ |
| 31 | 135 | Marcus Allen | Nov. 17, 1985 vs. Cin. |
| 25 | 135 | Marcus Allen | Dec. 8, 1985 at Den. |
| 29 | 135 | Charlie Garner | Dec. 28, 2002 vs. KC |
| 26 | 134 | Arthur Whittington | Nov. 5, 1978 at KC |
| 24 | 134 | Harvey Williams | Nov. 5, 1995 at Cin. |
| 21 | 134 | Zack Crockett | Jan. 2, 2005 vs. Jac. |
| 21 | 133 | Mark van Eeghen | Nov. 21, 1976 at Phi. |
| 18 | 133 | Michael Bush | Dec. 20, 2009 at Den. |
| 25 | 132 | LaMont Jordan | Dec. 18, 2005 vs. Cle. |
| 18 | 129 | Bo Jackson | Dec. 10, 1990 at Det. |
| 19 | 129 | Darren McFadden | Sept. 15, 2013 vs. Jac. |
| 29 | 128 | Harvey Williams | Oct. 30, 1994 vs. HouO. |
| 20 | 128 | LaMont Jordan | Oct. 1, 2006 vs. Cle. |
| 15 | 127 | Charlie Garner | Sept. 8, 2002 vs. Sea. |
| 20 | 126 | Marcus Allen | Jan. 2, 1983 at SD |
| 29 | 126 | Marcus Allen | Oct. 6, 1985 vs. KC |
| 27 | 126 | Napoleon Kaufman | Sept. 21, 1997 at NYJ |
| 26 | 126 | LaMont Jordan | Oct. 2, 2005 at Dal. |
| 19 | 125 | Clem Daniels | Oct. 27, 1963 at SD |
| 24 | 125 | Marv Hubbard | Sept. 24, 1972 at GB |
| 25 | 123 | Pete Banaszak | Oct. 26, 1969 at SD |
| 24 | 123 | Marcus Allen | Dec. 23, 1985 at LARm. |
| 16 | 123 | Darren McFadden | Dec. 12, 2010 at Jac. |
| 19 | 123 | Marcel Reece | Dec. 8, 2013 at NYJ |
| 31 | 122 | Clem Daniels | Nov. 8, 1963 at KC |
| 20 | 122 | Marv Hubbard | Oct. 15, 1972 vs. Buf. |
| 8 | 122 | Napoleon Kaufman | Dec. 19, 1999 vs. TB |
| 28 | 122 | LaMont Jordan | Oct. 23, 2005 vs. Buf. |
| 29 | 122 | Dominic Rhodes | Dec. 30, 2007 vs. SD |
| 11 | 121 | Marv Hubbard | Dec. 2, 1973 at HouO. |
| 29 | 121 | LaMont Jordan | Sept. 23, 2007 vs. Cle. |
| 17 | 120 | Clarence Davis | Nov. 16, 1975 vs. Cle. |
| 28 | 119 | Marcus Allen | Nov. 10, 1985 at SD |
| 14 | 119 | Michael Bush | Nov. 15, 2009 vs. KC |
| 20 | 119 | Darren McFadden | Dec. 19, 2010 vs. Den. |
| 16 | 118 | Charlie Smith | Nov. 24, 1968 at Cin. |

100 YARDS RUSHING

| Att | Yds | Name | Game |
|-----|-----|------------------|--------------------------|
| 28 | 118 | Marv Hubbard | Dec. 11, 1972 vs. NYJ |
| 17 | 118 | Frank Hawkins | Oct. 23, 1983 at Dal. |
| 24 | 117 | Marv Hubbard | Oct. 27, 1974 at SF |
| 13 | 117 | Bo Jackson | Dec. 2, 1990 at Den. |
| 8 | 117 | Bo Jackson | Dec. 16, 1990 vs. Cin. |
| 14 | 117 | Amos Zereoue | Oct. 3, 2004 at Hou. |
| 18 | 116 | Clarence Davis | Oct. 6, 1974 at Cle. |
| 27 | 116 | Pete Banaszak | Nov. 30, 1975 at Atl. |
| 24 | 116 | Mark van Eeghen | Oct. 3, 1977 at KC |
| 23 | 116 | Marcus Allen | Sept. 12, 1982 at SF |
| 7 | 116 | Napoleon Kaufman | Sept. 22, 1996 vs. SD |
| 24 | 116 | Napoleon Kaufman | Sept. 27, 1998 at Dal. |
| 20 | 115 | Clem Daniels | Sept. 26, 1965 vs. HouO. |
| 25 | 115 | Marv Hubbard | Dec. 8, 1973 vs. KC |
| 19 | 115 | Mark van Eeghen | Dec. 21, 1980 at NYG |
| 27 | 115 | Dominic Rhodes | Dec. 23, 2007 at Jac. |
| 25 | 114 | Mark van Eeghen | Oct. 9, 1977 at Cle. |
| 22 | 114 | Bo Jackson | Dec. 10, 1989 vs. PhoC. |
| 29 | 114 | Darren McFadden | Oct. 28, 2012 at KC |
| 20 | 113 | Clem Daniels | Oct. 8, 1965 at BosP. |
| 18 | 113 | Darren McFadden | Sept. 23, 2012 vs. Pit. |
| 20 | 113 | Latavius Murray | Nov. 1, 2015 vs. NYJ |
| 28 | 112 | Mark van Eeghen | Dec. 11, 1977 vs. Min. |
| 12 | 112 | Napoleon Kaufman | Oct. 26, 1997 at Sea. |
| 20 | 112 | Tyrone Wheatley | Nov. 5, 2000 vs. KC |
| 13 | 112 | Terrelle Pryor | Sept. 8, 2013 at Ind. |
| 4 | 112 | Latavius Murray | Nov. 20, 2014 vs. KC |
| 16 | 111 | Marv Hubbard | Nov. 10, 1974 vs. Det. |
| 30 | 111 | Marcus Allen | Oct. 28, 1985 vs. SD |
| 19 | 111 | Tyrone Wheatley | Dec. 19, 1999 vs. TB |
| 21 | 111 | Darren McFadden | Oct. 31, 2010 vs. Sea. |
| 23 | 110 | Clem Daniels | Dec. 12, 1965 vs. NYJ |
| 18 | 110 | Marcus Allen | Nov. 25, 1984 vs. Ind. |
| 30 | 110 | Darren McFadden | Dec. 16, 2012 vs. KC |
| 27 | 109 | Marcus Allen | Dec. 15, 1985 vs. Sea. |
| 8 | 109 | Napoleon Kaufman | Dec. 9, 1996 vs. KC |
| 20 | 109 | Napoleon Kaufman | Nov. 16, 1997 st SD |
| 32 | 109 | Tyrone Wheatley | Nov. 16, 2003 vs. Min. |
| 30 | 109 | Michael Bush | Nov. 20, 2011 at Min. |
| 16 | 107 | Wayne Crow | Oct. 1, 1961 vs. Den. |
| 22 | 107 | Marv Hubbard | Nov. 3, 1974 at Den. |
| 19 | 107 | Marcus Allen | Oct. 21, 1984 at SD |
| 28 | 107 | Marcus Allen | Oct. 13, 1985 vs. NO |
| 16 | 107 | Eric Dickerson | Nov. 22, 1992 vs. Den. |
| 27 | 107 | Harvey Williams | Oct. 23, 1994 vs. Atl. |
| 24 | 107 | Justin Fargas | Nov. 23, 2008 at Den. |
| 19 | 106 | Hewritt Dixon | Oct. 25, 1970 vs. Pit. |

| Att | Yds | Name | Game |
|-----|-----|------------------|-------------------------|
| 9 | 106 | Terrelle Pryor | Oct. 27, 2013 vs. Pit. |
| 20 | 105 | Clarence Davis | Oct. 30, 1977 at Den. |
| 22 | 105 | Marcus Allen | Sept. 19, 1983 vs. Mia. |
| 25 | 105 | Darren McFadden | Sept. 26, 2010 at Ari. |
| 16 | 104 | Clem Daniels | Nov. 15, 1964 vs. HouO. |
| 15 | 104 | Clem Daniels | Oct. 23, 1966 at NYJ |
| 11 | 104 | Clem Daniels | Nov. 13, 1966 at SD |
| 16 | 104 | Hewritt Dixon | Sept. 15, 1968 at Buf. |
| 23 | 104 | Marcus Allen | Sept. 14, 1986 at Was. |
| 15 | 104 | Napoleon Kaufman | Nov. 24, 1996 vs. Sea. |
| 23 | 104 | Justin Fargas | Nov. 4, 2007 vs. Hou. |
| 26 | 104 | Michael Bush | Oct. 10, 2010 vs. SD |
| 22 | 103 | Clem Daniels | Dec. 5, 1965 vs. Den. |
| 15 | 103 | Marv Hubbard | Oct. 4, 1971 at Cle. |
| 21 | 103 | Bo Jackson | Nov. 12, 1989 at SD |
| 17 | 103 | Eric Dickerson | Nov. 29, 1992 at SD |
| 19 | 103 | Marcel Reece | Nov. 18, 2012 vs. NO |
| 15 | 102 | Clarence Davis | Oct. 3, 1977 at KC |
| 17 | 102 | Kenny King | Nov. 1, 1981 vs. NE |
| 11 | 102 | Kenny King | Dec. 7, 1981 vs. Pit. |
| 24 | 102 | Marcus Allen | Sept. 7, 1986 vs. Den. |
| 20 | 102 | Marcus Allen | Oct. 23, 1988 at NO |
| 18 | 102 | Tyrone Wheatley | Sept. 26, 2004 vs. TB |
| 15 | 102 | Rashad Jennings | Nov. 3, 2013 vs. Phi. |
| 10 | 101 | Clem Daniels | Sept. 9, 1962 vs. NYT |
| 23 | 101 | Charlie Smith | Nov. 19, 1972 at Den. |
| 19 | 101 | Marcus Allen | Nov. 3, 1985 at Sea. |
| 20 | 101 | Harvey Williams | Nov. 27, 1995 at SD |
| 18 | 100 | Clarence Davis | Nov. 6, 1977 vs. Sea. |
| 8 | 100 | Booker Russell | Nov. 25, 1979 at Den. |
| 20 | 100 | Tyrone Wheatley | Oct. 3, 1999 at Sea. |
| 16 | 100 | Charlie Garner | Nov. 24, 2002 at Ari. |



RB Bo Jackson

100 YARDS RECEIVING

| Rec | Yds | Name | Game |
|-----|-----|------------------|-------------------------|
| 10 | 247 | Art Powell | Dec. 22, 1963 vs. HouO. |
| 11 | 206 | Art Powell | Oct. 8, 1965 at BosP. |
| 7 | 198 | Warren Wells | Oct. 11, 1970 vs. Den. |
| 4 | 193 | Jessie Hester | Nov. 30, 1986 vs. Phi. |
| 11 | 190 | Tim Brown | Oct. 24, 1999 vs. NYJ |
| 10 | 183 | Tim Brown | Dec. 5, 1993 at Buf. |
| 7 | 181 | Art Powell | Sept. 7, 1963 at HouO. |
| 6 | 179 | Rod Barksdale | Dec. 21, 1986 vs. Ind. |
| 4 | 173 | Marcus Allen | Oct. 7, 1984 vs. Sea. |
| 11 | 173 | Todd Christensen | Nov. 20, 1986 at SD |
| 11 | 173 | Tim Brown | Jan. 2, 1994 vs. Den. |
| 3 | 172 | Clem Daniels | Sept. 15, 1963 vs. Buf. |
| 7 | 172 | Tim Brown | Oct. 8, 2000 at SF |
| 5 | 167 | Cliff Branch | Oct. 10, 1976 at SD |
| 14 | 164 | Tim Brown | Dec. 21, 1997 vs. Jac. |
| 10 | 163 | Warren Wells | Dec. 8, 1968 vs. Den. |
| 5 | 163 | Cliff Branch | Nov. 7, 1976 at Chi. |
| 10 | 163 | Tim Brown | Nov. 2, 1997 at Car. |
| 12 | 161 | Tim Brown | Nov. 19, 1995 vs. Dal. |

| Rec | Yds | Name | Game |
|-----|-----|---------------------|--------------------------|
| 10 | 159 | Jerry Rice | Dec. 22, 2003 vs. GB |
| 6 | 158 | Fred Biletnikoff | Nov. 23, 1967 at KC |
| 11 | 158 | Todd Christensen | Nov. 2, 1986 vs. Den. |
| 8 | 158 | Tim Brown | Aug. 31, 1997 at Ten. |
| 7 | 156 | Cliff Branch | Sept. 16, 1979 at Sea. |
| 5 | 156 | Tim Brown | Oct. 31, 1993 vs. SD |
| 8 | 156 | Tim Brown | Oct. 1, 1995 at NYJ |
| 7 | 155 | Cliff Branch | Nov. 30, 1975 vs. Atl. |
| 2 | 155 | Dick Dorsey | Dec. 2, 1962 at SD |
| 4 | 155 | Mervyn Fernandez | Oct. 23, 1988 at NO |
| 11 | 155 | Tim Brown | Sept. 8, 1997 at NYJ |
| 8 | 155 | Darrius Heyward-Bey | Dec. 18, 2011 vs. Det. |
| 10 | 153 | Tim Brown | Sept. 21, 1997 vs. KC |
| 9 | 152 | Art Powell | Oct. 25, 1964 vs. Den. |
| 5 | 152 | Warren Wells | Nov. 30, 1969 at NYJ |
| 11 | 152 | Todd Christensen | Oct. 16, 1983 at Sea. |
| 8 | 150 | Art Powell | Sept. 22, 1963 vs. BosP. |
| 10 | 150 | Tim Brown | Dec. 3, 1995 vs. KC |
| 8 | 148 | Fred Biletnikoff | Oct. 17, 1971 vs. Phi. |

100 YARDS RECEIVING

| Rec | Yds | Name | Game | Rec | Yds | Name | Game |
|-----|-----|---------------------|--------------------------|-----|-----|---------------------|--------------------------|
| 5 | 148 | James Jett | Sept. 21, 1997 at NYJ | 4 | 125 | Cliff Branch | Nov. 23, 1980 at Phi. |
| 8 | 148 | Jerry Porter | Dec. 19, 2004 vs. Ten. | 6 | 125 | Mervyn Fernandez | Dec. 24, 1989 at NYG |
| 6 | 148 | Jacoby Ford | Nov. 7, 2010 vs. KC | 3 | 125 | Raghib Ismail | Oct. 22, 1995 vs. Ind. |
| 2 | 147 | Willie Gault | Nov. 5, 1989 vs. Cin. | 8 | 125 | Tim Brown | Nov. 30, 1997 vs. Mia. |
| 5 | 146 | Denarius Moore | Sept. 18, 2011 at Buf. | 7 | 124 | Cliff Branch | Oct. 13, 1974 at SD |
| 7 | 145 | Tim Brown | Oct. 14, 2001 at Ind. | 7 | 124 | Dave Casper | Sept. 12, 1976 vs. Pit. |
| 8 | 144 | Fred Biletnikoff | Nov. 3, 1968 vs. KC | 8 | 124 | Todd Christensen | Oct. 25, 1987 vs. Sea. |
| 7 | 144 | Jerry Rice | Sept. 29, 2002 vs. Ten. | 4 | 124 | Mervyn Fernandez | Sept. 24, 1989 at Den. |
| 13 | 144 | Tim Brown | Dec. 28, 2002 vs. KC | 6 | 124 | Denarius Moore | Sept. 23, 2013 at Den. |
| 5 | 143 | Art Powell | Nov. 29, 1964 at Den. | 4 | 123 | Charlie Hardy | Dec. 4, 1960 vs. LAChA. |
| 8 | 143 | Dokie Williams | Sept. 28, 1986 vs. SD | 5 | 123 | Cliff Branch | Oct. 20, 1980 at Pit. |
| 5 | 143 | Tim Brown | Oct. 8, 1995 vs. Sea. | 7 | 123 | Ethan Horton | Nov. 17, 1991 vs. Sea. |
| 6 | 142 | Jerry Porter | Nov. 20, 2005 at Was. | 4 | 123 | Randy Moss | Oct. 2, 2005 vs. Dal. |
| 6 | 141 | Art Powell | Oct. 10, 1964 at NYJ | 6 | 123 | Jerry Porter | Oct. 30, 2005 at Ten. |
| 9 | 141 | Ronald Curry | Dec. 5, 2004 vs. KC | 5 | 123 | Denarius Moore | Nov. 10, 2011 at SD |
| 8 | 140 | Todd Christensen | Dec. 1, 1983 at SD | 4 | 122 | Derrick Ramsey | Nov. 21, 1981 vs. SD |
| 10 | 140 | Tim Brown | Dec. 26, 1998 vs. KC | 2 | 122 | Dokie Williams | Dec. 2, 1984 at Mia. |
| 6 | 139 | Zach Miller | Oct. 18, 2009 vs. Phi. | 6 | 122 | Steve Smith | Sept. 26, 1988 at Den. |
| 6 | 138 | Cliff Branch | Dec. 1, 1974 vs. NE | 6 | 122 | Tim Brown | Jan. 2, 2000 at KC |
| 6 | 138 | Cliff Branch | Sept. 19, 1982 at Atl. | 10 | 122 | Tim Brown | Nov. 13, 2000 at Den. |
| 7 | 138 | James Jett | Nov. 21, 1993 at SD | 11 | 122 | Zach Miller | Oct. 3, 2010 vs. Hou. |
| 8 | 137 | Fred Biletnikoff | Nov. 24, 1968 at Cin. | 7 | 121 | Art Powell | Oct. 16, 1964 at BosP. |
| 5 | 136 | Warren Wells | Nov. 2, 1969 at Cin. | 8 | 121 | Fred Biletnikoff | Nov. 24, 1974 vs. Den. |
| 12 | 136 | Dave Casper | Oct. 3, 1976 at NE | 9 | 121 | Tim Brown | Sept. 26, 1999 vs. Chi. |
| 8 | 136 | Todd Christensen | Dec. 18, 1983 vs. SD | 4 | 121 | Andre Holmes | Oct. 12, 2014 vs. SD |
| 7 | 136 | Tim Brown | Sept. 18, 1994 at Den. | 7 | 120 | Fred Biletnikoff | Nov. 17, 1968 vs. NYJ |
| 7 | 136 | Andre Holmes | Nov. 28, 2013 at Dal. | 8 | 120 | Todd Christensen | Sept. 24, 1984 vs. SD |
| 7 | 135 | Art Powell | Sept. 13, 1964 vs. BosP. | 11 | 120 | Tim Brown | Sept. 22, 1996 vs. SD |
| 4 | 135 | Cliff Branch | Oct. 24, 1976 vs. GB | 4 | 120 | Ronald Curry | Nov. 18, 2007 at Min. |
| 7 | 135 | Daryl Hobbs | Sept. 24, 1995 vs. Phi. | 6 | 120 | Amari Cooper | Dec. 20, 2015 vs. GB |
| 6 | 135 | Jerry Porter | Nov. 28, 2004 at Den. | 9 | 119 | Fred Biletnikoff | Oct. 4, 1969 at Mia. |
| 7 | 134 | Todd Christensen | Oct. 28, 1985 vs. SD | 5 | 119 | Mervyn Fernandez | Dec. 10, 1989 vs. PhoC. |
| 4 | 134 | Mike Dyal | Dec. 3, 1989 vs. Den. | 5 | 119 | Louis Murphy | Sept. 26, 2010 at Ari. |
| 8 | 134 | Mervyn Fernandez | Sept. 7, 1990 at Buf. | 7 | 118 | Fred Biletnikoff | Oct. 24, 1965 vs. BosP. |
| 8 | 134 | Amari Cooper | Oct. 27, 2015 at Cle. | 5 | 118 | Warren Wells | Oct. 27, 1968 vs. Cin. |
| 9 | 133 | Art Powell | Sept. 18, 1966 vs. KC | 4 | 117 | James Jett | Nov. 28, 1993 at Cin. |
| 7 | 133 | Warren Wells | Nov. 24, 1968 at Cin. | 2 | 117 | Willie Gault | Dec. 22, 1990 at Min. |
| 8 | 133 | Tim Brown | Sept. 9, 2001 at KC | 7 | 117 | Tim Brown | Nov. 14, 1999 vs. SD |
| 7 | 133 | Jerry Rice | Oct. 13, 2002 at StL. | 6 | 117 | Andre Rison | Nov. 13, 2000 at Den. |
| 10 | 133 | Ronald Curry | Sept. 9, 2007 vs. Det. | 6 | 117 | Tim Brown | Nov. 25, 2001 at NYG |
| 5 | 133 | Amari Cooper | Oct. 25, 2015 at SD | 7 | 117 | Jerry Porter | Oct. 6, 2002 at Buf. |
| 9 | 132 | Fred Biletnikoff | Sept. 20, 1969 vs. Mia. | 6 | 116 | Tony Teresa | Sept. 11, 1960 vs. HouO. |
| 7 | 132 | Cliff Branch | Sept. 28, 1975 at BalC. | 4 | 116 | Art Powell | Dec. 12, 1965 vs. NYJ |
| 8 | 132 | Tim Brown | Nov. 20, 1994 vs. NO | 4 | 116 | Art Powell | Nov. 24, 1966 vs. Buf. |
| 6 | 132 | James Lofton | Dec. 6, 1987 vs. Buf. | 8 | 116 | Fred Biletnikoff | Oct. 22, 1973 at Den. |
| 6 | 132 | Art Powell | Dec. 8, 1963 vs. SD | 3 | 116 | Mike Siani | Oct. 22, 1973 at Den. |
| 4 | 131 | Willie Gault | Sept. 10, 1989 vs. SD | 11 | 116 | Todd Christensen | Sept. 12, 1985 at KC |
| 8 | 131 | Jerry Rice | Nov. 18, 2001 vs. SD | 6 | 116 | Tim Brown | Oct. 18, 1993 at Den. |
| 5 | 131 | Dokie Williams | Sept. 8, 1985 vs. NYJ | 5 | 116 | Rickey Dudley | Nov. 9, 1997 vs. NO |
| 5 | 130 | Mervyn Fernandez | Sept. 23, 1990 vs. Pit. | 5 | 116 | James Jett | Nov. 20, 1998 vs. Den. |
| 8 | 130 | Tim Brown | Oct. 23, 1994 vs. Atl. | 7 | 116 | Randy Moss | Dec. 31, 2005 vs. NYG |
| 5 | 130 | Randy Moss | Sept. 8, 2005 at NE | 5 | 115 | Art Powell | Sept. 19, 1964 at HouO. |
| 9 | 130 | Darrius Heyward-Bey | Jan. 1, 2012 vs. SD | 3 | 115 | Bo Roberson | Oct. 16, 1964 at BosP. |
| 14 | 130 | Brandon Myers | Dec. 2, 2012 vs. Cle. | 6 | 115 | Fred Biletnikoff | Nov. 22, 1970 vs. SD |
| 7 | 130 | Rod Streater | Dec. 8, 2013 at NYJ | 8 | 115 | Cliff Branch | Nov. 13, 1977 vs. HouO. |
| 5 | 129 | Hewitt Dixon | Oct. 16, 1966 at KC | 4 | 115 | Darrius Heyward-Bey | Oct. 2, 2011 vs. NE |
| 8 | 129 | Malcolm Barnwell | Sept. 16, 1984 at KC | 7 | 115 | Amari Cooper | Nov. 29, 2015 at Ten. |
| 7 | 129 | Randy Moss | Oct. 22, 2006 vs. Ari. | 4 | 114 | Billy Cannon | Sept. 17, 1967 vs. BosP. |
| 7 | 128 | Fred Biletnikoff | Oct. 31, 1971 vs. KC | 10 | 114 | Fred Biletnikoff | Nov. 5, 1972 at KC |
| 6 | 128 | Bob Chandler | Dec. 21, 1981 at SD | 8 | 114 | Todd Christensen | Nov. 13, 1983 vs. Den. |
| 5 | 128 | Cliff Branch | Dec. 18, 1982 vs. LARm. | 4 | 114 | Tim Brown | Nov. 28, 1988 at Sea. |
| 4 | 128 | James Lofton | Nov. 8, 1987 at Min. | 6 | 114 | Sam Graddy | Sept. 20, 1992 at Cin. |
| 4 | 128 | Louis Murphy | Dec. 6, 2009 at Pit. | 7 | 114 | Tim Brown | Oct. 7, 2001 vs. Dal. |
| 5 | 127 | Clem Daniels | Dec. 15, 1963 vs. Den. | 4 | 113 | Warren Wells | Dec. 15, 1968 at SD |
| 3 | 127 | Warren Wells | Nov. 10, 1968 at Den. | 6 | 113 | Fred Biletnikoff | Sept. 20, 1970 at Cin. |
| 7 | 127 | Warren Wells | Sept. 27, 1970 at SD | 9 | 113 | Fred Biletnikoff | Sept. 23, 1975 at Was. |
| 8 | 127 | Tim Brown | Dec. 24, 1995 vs. Den. | 3 | 113 | Dokie Williams | Nov. 16, 1986 vs. Cle. |
| 6 | 127 | Tim Brown | Sept. 13, 1998 vs. NYG | 5 | 113 | James Lofton | Oct. 9, 1988 vs. Mia. |
| 5 | 127 | Randy Moss | Sept. 18, 2005 vs. KC | 4 | 113 | Mervyn Fernandez | Dec. 18, 1988 vs. Sea. |
| 7 | 126 | Cliff Branch | Dec. 3, 1979 at NO | 7 | 113 | Mervyn Fernandez | Oct. 1, 1989 vs. Sea. |
| 8 | 126 | Tim Brown | Nov. 4, 1996 vs. Den. | 7 | 113 | Tim Brown | Oct. 31, 1999 vs. Mia. |
| 7 | 126 | Jerry Rice | Sept. 28, 2003 vs. SD | 7 | 113 | Jerry Rice | Dec. 8, 2002 at SD |
| 6 | 125 | Warren Wells | Nov. 3, 1968 vs. KC | 6 | 113 | Jerry Porter | Oct. 24, 2004 vs. NO |
| 7 | 125 | Cliff Branch | Nov. 11, 1974 vs. SD | 6 | 113 | Seth Roberts | Nov. 29, 2015 at Ten. |

100 YARDS RECEIVING

| Rec | Yds | Name | Game |
|-----|-----|------------------|-------------------------|
| 5 | 112 | Clem Daniels | Oct. 30, 1966 at BosP. |
| 6 | 112 | Cliff Branch | Dec. 6, 1976 vs. Cin. |
| 7 | 112 | Dave Casper | Nov. 5, 1978 at KC |
| 5 | 112 | Calvin Muhammad | Oct. 2, 1983 at Was. |
| 7 | 112 | Todd Christensen | Nov. 10, 1985 at SD |
| 5 | 112 | James Lofton | Dec. 13, 1987 at KC |
| 7 | 112 | James Jett | Oct. 13, 1996 vs. Det. |
| 8 | 112 | Charlie Garner | Sept. 7, 2003 at Ten. |
| 9 | 112 | James Jones | Sept. 14, 2014 vs. Hou. |
| 5 | 111 | Billy Cannon | Oct. 25, 1964 vs. Den. |
| 4 | 111 | Mike Siani | Sept. 17, 1972 at Pit. |
| 6 | 111 | Mike Siani | Sept. 16, 1973 at Min. |
| 5 | 111 | Cliff Branch | Dec. 12, 1982 at KC |
| 9 | 111 | Michael Crabtree | Sept. 20, 2015 vs. Bal. |
| 6 | 110 | Billy Cannon | Oct. 10, 1964 at NYJ |
| 5 | 110 | Fred Biletnikoff | Dec. 7, 1967 vs. NYJ |
| 4 | 110 | Fred Biletnikoff | Nov. 9, 1969 vs. Den. |
| 8 | 110 | Raymond Chester | Oct. 19, 1970 vs. Was. |
| 5 | 110 | Cliff Branch | Nov. 28, 1976 vs. TB |
| 7 | 110 | Jerry Rice | Nov. 24, 2002 at Ari. |
| 6 | 110 | Tim Brown | Sept. 28, 2003 vs. SD |
| 6 | 110 | Ronald Curry | Nov. 28, 2004 at Den. |
| 9 | 110 | Zach Miller | Dec. 27, 2009 at Cle. |
| 3 | 109 | Clem Daniels | Nov. 7, 1965 at HouO. |
| 5 | 109 | Art Powell | Oct. 23, 1966 at NYJ |
| 2 | 109 | Billy Cannon | Nov. 20, 1966 at Den. |
| 4 | 109 | Art Powell | Dec. 11, 1966 vs. Den. |
| 3 | 109 | Fred Biletnikoff | Oct. 22, 1967 at BosP. |
| 7 | 109 | Fred Biletnikoff | Nov. 26, 1970 at Det. |
| 10 | 109 | Cliff Branch | Sept. 16, 1979 at Sea. |
| 7 | 109 | Todd Christensen | Dec. 1, 1985 at Atl. |
| 3 | 109 | Tim Brown | Dec. 26, 1999 at SD |
| 7 | 109 | Mychal Rivera | Dec. 7, 2014 vs. SF |
| 7 | 109 | Amari Cooper | Sept. 20, 2015 vs. Bal. |
| 5 | 108 | Cliff Branch | Nov. 3, 1974 at Den. |
| 7 | 108 | Mark van Eeghen | Oct. 21, 1979 at NYJ |
| 2 | 108 | Willie Gault | Dec. 18, 1988 vs. Sea. |
| 9 | 108 | Jerry Rice | Dec. 30, 2001 at Den. |
| 4 | 108 | Jacoby Ford | Nov. 28, 2010 vs. Mia. |
| 7 | 108 | Michael Crabtree | Nov. 8, 2015 at Pit. |
| 3 | 107 | Bo Roberson | Nov. 11, 1962 vs. HouO. |
| 6 | 107 | Fred Biletnikoff | Oct. 6, 1968 vs. BosP. |
| 5 | 107 | Raymond Chester | Oct. 25, 1970 vs. Pit. |
| 4 | 107 | Morris Bradshaw | Sept. 10, 1978 at SD |
| 5 | 107 | Dokie Williams | Nov. 9, 1986 at Dal. |
| 3 | 107 | Mervyn Fernandez | Oct. 28, 1991 at KC |

| Rec | Yds | Name | Game |
|-----|-----|--------------------|--------------------------|
| 4 | 107 | Tim Brown | Dec. 18, 1994 at Sea. |
| 7 | 107 | Tim Brown | Oct. 26, 1997 at Sea. |
| 9 | 106 | Art Powell | Dec. 6, 1964 vs. Buf. |
| 3 | 106 | Warren Wells | Sept. 21, 1968 at Mia. |
| 2 | 106 | Tim Brown | Dec. 8, 1991 vs. Buf. |
| 5 | 106 | Rickey Dudley | Sept. 28, 1997 vs. StL. |
| 5 | 106 | James Jett | Dec. 20, 1998 at SD |
| 11 | 106 | Ronald Curry | Dec. 23, 2006 vs. KC |
| 5 | 105 | Jack Larscheid | Sept. 11, 1960 vs. HouO. |
| 2 | 105 | Warren Wells | Nov. 16, 1969 vs. SD |
| 4 | 105 | Fred Biletnikoff | Nov. 11, 1973 vs. Pit. |
| 8 | 105 | Todd Christensen | Sept. 28, 1986 vs. SD |
| 6 | 105 | Rickey Dudley | Dec. 8, 1998 at Bal. |
| 5 | 105 | Darius Heyward-Bey | Oct. 31, 2010 vs. Sea. |
| 5 | 105 | Jacoby Ford | Nov. 6, 2011 vs. Den. |
| 8 | 104 | Art Powell | Sept. 2, 1966 at Mia. |
| 7 | 104 | Dave Casper | Oct. 10, 1976 at SD |
| 8 | 104 | Marcus Allen | Oct. 30, 1983 vs. Sea. |
| 9 | 104 | Todd Christensen | Dec. 21, 1986 vs. Ind. |
| 4 | 104 | Mervyn Fernandez | Oct. 2, 1988 vs. Cin. |
| 6 | 104 | Tim Brown | Sept. 13, 1992 at Cin. |
| 6 | 104 | Alexander Wright | Dec. 19, 1993 vs. TB |
| 9 | 104 | Tim Brown | Dec. 6, 1998 vs. Mia. |
| 6 | 104 | Doug Jolley | Dec. 8, 2002 at SD |
| 5 | 104 | Denarius Moore | Oct. 14, 2012 at Atl. |
| 3 | 103 | Cliff Branch | Oct. 31, 1976 vs. Den. |
| 4 | 103 | Willie Gault | Sept. 30, 1990 vs. Chi. |
| 9 | 103 | Jerry Rice | Nov. 11, 2002 at Den. |
| 4 | 102 | Warren Wells | Dec. 7, 1969 vs. Cin. |
| 4 | 102 | Willie Gault | Oct. 2, 1988 vs. Cin. |
| 5 | 102 | Mervyn Fernandez | Nov. 19, 1989 at HouO. |
| 3 | 102 | Sam Graddy | Sept. 1, 1991 at HouO. |
| 3 | 102 | Tim Brown | Dec. 17, 1995 at Sea. |
| 7 | 102 | Michael Crabtree | Nov. 1, 2015 vs. NYJ |
| 4 | 101 | Clem Daniels | Oct. 29, 1967 vs. SD |
| 5 | 101 | Warren Wells | Oct. 19, 1969 vs. Buf. |
| 7 | 101 | Dave Casper | Oct. 3, 1977 at KC |
| 3 | 101 | Willie Gault | Dec. 10, 1990 at Det. |
| 5 | 101 | Doug Gabriel | Oct. 23, 2005 vs. Buf. |
| 3 | 101 | Denarius Moore | Jan. 1, 2012 vs. SD |
| 5 | 100 | Dave Casper | Sept. 10, 1978 at SD |
| 3 | 100 | Napoleon Kaufman | Oct. 5, 1997 vs. SD |
| 5 | 100 | Courtney Anderson | Sept. 25, 2005 at Phi. |
| 8 | 100 | Doug Gabriel | Dec. 31, 2005 vs. NYG |
| 4 | 100 | Rod Streater | Dec. 6, 2012 vs. Den. |



WR Michael Crabtree

300 YARDS PASSING

| A-C | Yds | Name | Game | A-C | Yds | Name | Game |
|-------|-----|------------------|--------------------------|-------|-----|------------------|-------------------------|
| 36-23 | 427 | Cotton Davidson | Oct. 25, 1964 vs. Den. | 34-54 | 328 | Derek Carr | Oct. 26, 2014 at Cle. |
| 32-20 | 424 | Jeff Hostetler | Oct. 31, 1993 vs. SD | 44-17 | 324 | Jay Schroeder | Oct. 2, 1988 vs. Cin. |
| 43-28 | 417 | Carson Palmer | Jan. 1, 2012 vs. SD | 47-25 | 324 | Rich Gannon | Jan. 2, 2000 at KC |
| 61-39 | 414 | Carson Palmer | Nov. 4, 2012 vs. TB | 30-21 | 324 | Jason Campbell | Dec. 12, 2010 at Jac. |
| 29-17 | 407 | Tom Flores | Dec. 22, 1963 vs. Hou.O. | 33-23 | 323 | Jason Campbell | Sept. 18, 2011 at Buf. |
| 64-43 | 403 | Rich Gannon | Sept. 15, 2002 at Pit. | 34-22 | 321 | Jim Plunkett | Dec. 18, 1982 vs. LARm. |
| 59-33 | 395 | Todd Marinovich | Sept. 20, 1992 vs. Cle. | 29-22 | 319 | Jeff Hostetler | Dec. 5, 1994 at SD |
| 53-30 | 382 | Rich Gannon | Nov. 13, 2000 at Den. | 41-26 | 318 | Jim Plunkett | Nov. 28, 1982 at Cin. |
| 39-29 | 381 | Rich Gannon | Sept. 29, 2002 vs. Ten. | 49-26 | 318 | Marc Wilson | Oct. 23, 1983 at Dal. |
| 40-25 | 380 | Jay Schroeder | Sept. 13, 1992 vs. Cle. | 45-19 | 317 | Cotton Davidson | Nov. 1, 1964 at SD |
| 38-19 | 375 | Steve Beuerlein | Sept. 18, 1988 vs. LARm. | 37-19 | 317 | Dan Pastorini | Sept. 7, 1980 at KC |
| 38-26 | 374 | Jeff George | Sept. 21, 1997 vs. NYJ | 30-13 | 316 | Daryle Lamonica | Oct. 29, 1967 vs. SD |
| 48-24 | 373 | Carson Palmer | Sept. 16, 2012 at Mia. | 29-14 | 315 | Cotton Davidson | Sept. 15, 1963 vs. Buf. |
| 29-16 | 372 | Jim Plunkett | Oct. 2, 1983 at Was. | 28-19 | 314 | Marc Wilson | Sept. 28, 1986 vs. SD |
| 37-21 | 371 | Kerry Collins | Dec. 19, 2004 vs. Ten. | 32-20 | 314 | Derek Carr | Sept. 27, 2015 at Cle. |
| 32-24 | 368 | Daryle Lamonica | Oct. 27, 1968 at Cin. | 36-21 | 313 | Daryle Lamonica | Oct. 19, 1969 vs. Buf. |
| 45-29 | 368 | Carson Palmer | Nov. 11, 2012 at Bal. | 24-16 | 313 | Ken Stabler | Oct. 22, 1973 at Den. |
| 47-25 | 367 | Marc Wilson | Nov. 2, 1986 vs. Phi. | 47-28 | 313 | Jim Plunkett | Sept. 16, 1984 at KC |
| 40-32 | 367 | Carson Palmer | Dec. 18, 2011 vs. Det. | 49-35 | 313 | Rich Gannon | Dec. 30, 2001 at Den. |
| 42-16 | 366 | Jim Plunkett | Nov. 30, 1986 vs. Phi. | 47-28 | 313 | Josh McCown | Sept. 9, 2007 at Det. |
| 37-20 | 364 | Daryle Lamonica | Oct. 11, 1970 vs. Den. | 40-22 | 312 | Carson Palmer | Nov. 18, 2012 vs. NO |
| 33-24 | 363 | Jim Plunkett | Sept. 24, 1984 vs. SD | 34-21 | 311 | Daryle Lamonica | Nov. 17, 1968 vs. NYJ |
| 45-35 | 361 | Rich Gannon | Oct. 20, 2002 vs. SD | 38-25 | 311 | Rich Gannon | Nov. 18, 2001 vs. SD |
| 47-29 | 360 | Ken Stabler | Oct. 21, 1979 at NYJ | 41-25 | 310 | Jeff Hostetler | Jan. 2, 1994 vs. Den. |
| 35-20 | 358 | Cotton Davidson | Nov. 22, 1964 vs. NYJ | 28-22 | 310 | Jeff Hostetler | Nov. 20, 1994 vs. NO |
| 38-23 | 357 | Rich Gannon | Oct. 6, 2002 at Buf. | 43-21 | 310 | Rich Gannon | Oct. 8, 2000 at SF |
| 42-22 | 354 | Daryle Lamonica | Dec. 8, 1968 vs. Den. | 50-26 | 310 | Kerry Collins | Nov. 13, 2005 vs. Den. |
| 49-22 | 354 | Jay Schroeder | Dec. 18, 1988 vs. Sea. | 27-15 | 310 | Jason Campbell | Oct. 31, 2010 vs. Sea. |
| 33-23 | 353 | Carson Palmer | Oct. 14, 2012 at Atl. | 19-12 | 309 | Marc Wilson | Oct. 7, 1984 vs. Sea. |
| 32-18 | 352 | Daryle Lamonica | Nov. 3, 1968 vs. KC | 33-20 | 308 | Bruce Gradkowski | Dec. 6, 2009 at Pit. |
| 51-26 | 352 | Rich Gannon | Oct. 24, 1999 vs. NYJ | 35-15 | 307 | Ken Stabler | Sept. 10, 1978 at SD |
| 38-34 | 352 | Rich Gannon | Nov. 11, 2002 at Den. | 37-20 | 305 | Rich Gannon | Sept. 12, 2004 at Pit. |
| 54-34 | 351 | Carson Palmer | Dec. 2, 2012 vs. Cle. | 29-25 | 304 | Ken Stabler | Oct. 28, 1973 at BalC. |
| 46-30 | 351 | Derek Carr | Sept. 20, 2015 vs. Bal. | 38-24 | 304 | Jeff George | Nov. 2, 1997 at Car. |
| 45-26 | 350 | Kerry Collins | Oct. 24, 2004 vs. NO | 33-18 | 303 | Jim Plunkett | Dec. 12, 1982 at KC |
| 34-21 | 349 | Daryle Lamonica | Dec. 3, 1967 at SD | 48-34 | 303 | Jim Plunkett | Sept. 12, 1985 at KC |
| 40-23 | 348 | Jim Plunkett | Nov. 20, 1986 at SD | 44-25 | 303 | Jeff George | Sept. 13, 1998 vs. NYG |
| 43-26 | 348 | Rich Gannon | Sept. 28, 2003 vs. SD | 45-29 | 302 | Rich Gannon | Dec. 2, 2001 vs. Ari. |
| 33-20 | 346 | Marc Wilson | Sept. 7, 1986 at Den. | 43-29 | 302 | Derek Carr | Nov. 15, 2015 vs. Min. |
| 42-24 | 345 | Kerry Collins | Sept. 25, 2005 at Phi. | 24-14 | 301 | Tom Flores | Oct. 16, 1966 at KC |
| 24-15 | 344 | Daryle Lamonica | Sept. 21, 1968 at Mia. | 37-21 | 301 | Carson Palmer | Nov. 27, 2011 vs. Chi. |
| 39-23 | 344 | Daunte Culpepper | Nov. 18, 1997 at Min. | 44-24 | 301 | Derek Carr | Nov. 8, 2015 at Pit. |
| 39-25 | 344 | Jason Campbell | Oct. 2, 2011 vs. NE | | | | |
| 37-25 | 343 | Ken Stabler | Sept. 16, 1979 at Sea. | | | | |
| 41-27 | 343 | Kerry Collins | Dec. 5, 2004 vs. KC | | | | |
| 38-21 | 342 | Ken Stabler | Sept. 12, 1976 at Pit. | | | | |
| 47-31 | 342 | Ken Stabler | Dec. 16, 1979 vs. Sea. | | | | |
| 42-31 | 342 | Rich Gannon | Dec. 2, 2002 vs. NYJ | | | | |
| 46-31 | 341 | Rich Gannon | Sept. 9, 2001 at KC | | | | |
| 45-27 | 340 | Rich Gannon | Nov. 24, 2002 at Ari. | | | | |
| 26-20 | 339 | Ken Stabler | Oct. 10, 1976 at SD | | | | |
| 38-22 | 339 | Marc Wilson | Dec. 13, 1987 at KC | | | | |
| 45-26 | 339 | Kerry Collins | Nov. 28, 2004 at Den. | | | | |
| 33-21 | 338 | Jeff Hostetler | Sept. 18, 1994 at Den. | | | | |
| 34-16 | 337 | Cotton Davidson | Oct. 16, 1964 vs. BosP. | | | | |
| 32-21 | 337 | Marc Wilson | Dec. 6, 1987 vs. Buf. | | | | |
| 32-16 | 336 | Daryle Lamonica | Dec. 17, 1967 vs. NYJ | | | | |
| 35-23 | 335 | Vince Evans | Oct. 22, 1995 vs. Sea. | | | | |
| 55-35 | 334 | Rich Gannon | Oct. 27, 2002 at KC | | | | |
| 28-19 | 333 | Daryle Lamonica | Nov. 30, 1969 at NYJ | | | | |
| 33-20 | 333 | Jeff Hostetler | Oct. 8, 1995 vs. Sea. | | | | |
| 45-26 | 333 | Charlie Frye | Dec. 27, 2009 at Cle. | | | | |
| 36-23 | 333 | Derek Carr | Nov. 1, 2015 vs. NYJ | | | | |
| 30-21 | 332 | Jim Plunkett | Dec. 18, 1983 vs. SD | | | | |
| 37-24 | 332 | Marc Wilson | Oct. 21, 1984 at SD | | | | |
| 45-30 | 332 | Rich Gannon | Oct. 13, 2002 at StL. | | | | |
| 35-19 | 332 | Carson Palmer | Nov. 6, 2011 vs. Den. | | | | |
| 48-26 | 331 | Kerry Collins | Dec. 31, 2005 vs. NYG | | | | |
| 37-24 | 330 | Derek Carr | Nov. 29, 2015 at Ten. | | | | |
| 41-26 | 328 | Rich Gannon | Dec. 8, 2002 at SD | | | | |



QB Tom Flores

TOP INDIVIDUAL SEASONS - RUSHING

MARCUS ALLEN, 1985

| Date | Opp | Att | Yds | TD |
|----------|---------|-----|-------|----|
| S 8 | NYJ | 20 | 76 | 2 |
| S 12 | at KC | 14 | 50 | 0 |
| S 22 | SF | 12 | 59 | 0 |
| S 29 | at NE | 21 | 98 | 0 |
| O 6 | KC | 29 | 126 | 0 |
| O 13 | NO | 28 | 107 | 2 |
| O 20 | at Cle. | 20 | 81 | 0 |
| O 28 | SD | 30 | 111 | 3 |
| N 3 | at Sea. | 19 | 101 | 0 |
| N 10 | at SD | 28 | 119 | 1 |
| N 17 | Cin. | 31 | 135 | 0 |
| N 24 | Den. | 24 | 173 | 1 |
| D 1 | at Atl. | 28 | 156 | 0 |
| D 8 | at Den. | 25 | 135 | 1 |
| D 15 | Sea. | 27 | 109 | 1 |
| D 23 | at LARm | 24 | 123 | 0 |
| 16 games | | 380 | 1,759 | 11 |

NAPOLEON KAUFMAN, 1997

| Date | Opp | Att | Yds | TD |
|----------|---------|-----|-------|----|
| A 31 | at Ten. | 12 | 32 | 0 |
| S 8 | KC | 22 | 84 | 1 |
| S 14 | at Atl. | 14 | 140 | 2 |
| S 21 | at NYJ | 27 | 126 | 0 |
| S 28 | StL | 26 | 162 | 1 |
| O 5 | SD | 11 | 13 | 0 |
| O 19 | Den. | 28 | 227 | 1 |
| O 26 | at Sea. | 17 | 112 | 1 |
| N 2 | at Car. | 10 | 16 | 0 |
| N 9 | NO | 15 | 14 | 0 |
| N 16 | at SD | 20 | 109 | 0 |
| N 24 | at Den. | 13 | 53 | 0 |
| N 30 | Mia. | 12 | 69 | 0 |
| D 7 | at KC | 8 | 7 | 0 |
| D 14 | Sea. | 16 | 36 | 0 |
| D 21 | Jac. | 21 | 94 | 0 |
| 16 games | | 272 | 1,294 | 6 |

MARK van EEGHEN, 1977

| Date | Opp | Att | Yds | TD |
|----------|---------|-----|-------|----|
| S 18 | SD | 19 | 62 | 0 |
| S 92 | at Pit. | 25 | 88 | 1 |
| O 3 | at KC | 24 | 116 | 0 |
| O 9 | at Cle. | 25 | 114 | 2 |
| O 16 | Den. | 20 | 61 | 0 |
| O 23 | at NYJ | 36 | 143 | 1 |
| O 30 | at Den. | 31 | 82 | 1 |
| N 6 | Sea. | 21 | 91 | 0 |
| N 13 | HouO | 25 | 74 | 1 |
| N 20 | at SD | 12 | 37 | 0 |
| N 28 | Buf. | 26 | 143 | 0 |
| D 4 | at LARm | 16 | 79 | 0 |
| D 11 | Min. | 28 | 112 | 1 |
| D 18 | KC | 16 | 71 | 0 |
| 14 games | | 324 | 1,273 | 7 |

MARCUS ALLEN, 1984

| Date | Opp | Att | Yds | TD |
|-------|---------|-----|-----|----|
| S 2 | at HouO | 21 | 81 | 1 |
| S 9 | GB | 20 | 81 | 1 |
| S 16 | at KC | 22 | 69 | 0 |
| S 124 | SD | 18 | 47 | 3 |
| S 30 | at Den. | 13 | 66 | 0 |

| | | | | |
|----------|---------|-----|-------|----|
| O 7 | Sea. | 15 | 40 | 1 |
| O 14 | Min. | 17 | 54 | 1 |
| O 21 | at SD | 19 | 107 | 0 |
| O 28 | Den. | 16 | 70 | 1 |
| N 4 | at Chi. | 15 | 42 | 0 |
| N 12 | at Sea. | 15 | 57 | 2 |
| N 18 | KC | 16 | 95 | 0 |
| N 25 | Ind. | 18 | 110 | 0 |
| D 2 | at Mia. | 20 | 155 | 3 |
| D 10 | at Det. | 17 | 56 | 0 |
| D 16 | Pit. | 13 | 38 | 0 |
| 16 games | | 275 | 1,168 | 13 |

DARREN McFADDEN, 2010

| Date | Opp | Att | Yds | TD |
|----------|---------|------------|-------|----|
| S 12 | at Ten. | 18 | 95 | 0 |
| S 19 | StL | 30 | 145 | 0 |
| S 26 | at Ari. | 25 | 105 | 1 |
| O 3 | Hou. | 12 | 47 | 0 |
| O 10 | SD | (inactive) | | |
| O 17 | at SF | (inactive) | | |
| O 24 | at Den. | 16 | 165 | 3 |
| O 31 | Sea. | 21 | 111 | 0 |
| N 7 | KC | 17 | 89 | 0 |
| N 21 | at Pit. | 10 | 14 | 0 |
| N 28 | Mia. | 8 | 2 | 0 |
| D 5 | at SD | 19 | 97 | 1 |
| D 12 | at Jac. | 16 | 123 | 2 |
| D 19 | Den. | 20 | 119 | 0 |
| D 26 | Ind. | 11 | 45 | 0 |
| J 2 | at KC | (inactive) | | |
| 13 games | | 223 | 1,157 | 7 |

HARVEY WILLIAMS, 1995

| Date | Opp | Att | Yds | TD |
|----------|---------|-----|-------|----|
| S 3 | SD | 16 | 48 | 0 |
| S 10 | at Was. | 18 | 84 | 0 |
| S 17 | at KC | 20 | 74 | 2 |
| S 24 | Phi. | 15 | 61 | 2 |
| O 1 | at NYJ | 20 | 97 | 1 |
| O 8 | Sea. | 19 | 160 | 1 |
| O 16 | at Den. | 6 | 8 | 0 |
| O 22 | Ind. | 8 | 16 | 0 |
| N 5 | at Cin. | 24 | 134 | 1 |
| N 12 | at NYG | 21 | 85 | 1 |
| N 19 | Dal. | 15 | 59 | 1 |
| N 27 | at SD | 20 | 101 | 0 |
| D 3 | KC | 7 | 5 | 0 |
| D 10 | Pit. | 12 | 28 | 0 |
| D 17 | at Sea. | 12 | 67 | 0 |
| D 24 | Den. | 22 | 87 | 0 |
| 16 games | | 255 | 1,114 | 9 |

MARV HUBBARD, 1972

| Date | Opp | Att | Yds | TD |
|------|---------|-----|-----|----|
| S 17 | at Pit. | 15 | 58 | 0 |
| S 24 | at GB | 24 | 125 | 0 |
| O 1 | SD | 16 | 58 | 1 |
| O 9 | at Hou. | 14 | 73 | 0 |
| O 15 | Buf. | 20 | 122 | 1 |
| O 22 | Den. | 15 | 61 | 0 |
| O 29 | LARm | 17 | 80 | 0 |
| N 5 | at KC | 8 | 18 | 1 |
| N 12 | at Cin. | 11 | 98 | 0 |
| N 19 | at Den. | 13 | 84 | 1 |

| | | | | |
|----------|-------|-----|-------|---|
| N 26 | KC | 13 | 96 | 0 |
| D 3 | at SD | 15 | 68 | 0 |
| D 11 | NYJ | 28 | 118 | 0 |
| D 17 | Chi. | 10 | 41 | 0 |
| 14 games | | 219 | 1,100 | 4 |

CLEM DANIELS, 1963

| Date | Opp | Att | Yds | TD |
|----------|----------|----------------|-------|----|
| S 7 | at HouO | 16 | 73 | 1 |
| S 15 | Buf. | 13 | 76 | 0 |
| S 22 | BosP. | (did not play) | | |
| S 28 | at NYJ | 10 | 30 | 0 |
| O 5 | at Buf. | 6 | 21 | 0 |
| O 11 | at BosP. | 1 | -2 | 0 |
| O 20 | NYJ | 27 | 200 | 2 |
| O 27 | at SD | 19 | 125 | 0 |
| N 3 | KC | 18 | 58 | 0 |
| N 8 | at KC | 31 | 122 | 0 |
| N 28 | at Den. | 16 | 90 | 0 |
| D 8 | SD | 17 | 90 | 0 |
| D 15 | Den. | 18 | 58 | 0 |
| D 22 | HouO | 22 | 158 | 0 |
| 13 games | | 214 | 1,099 | 3 |

MARK van EEGHEN, 1978

| Date | Opp | Att | Yds | TD |
|----------|---------|-----|-------|----|
| S 3 | at Den. | 20 | 89 | 0 |
| S 10 | at SD | 12 | 72 | 0 |
| S 17 | at GB | 26 | 151 | 0 |
| S 24 | NE | 16 | 46 | 0 |
| O 1 | at Chi. | 14 | 74 | 0 |
| O 8 | HouO | 11 | 33 | 0 |
| O 15 | KC | 20 | 76 | 2 |
| O 22 | at Sea. | 7 | 26 | 0 |
| O 29 | SD | 22 | 93 | 1 |
| N 5 | at KC | 17 | 43 | 1 |
| N 13 | at Cin. | 12 | 46 | 1 |
| N 19 | Det. | 25 | 98 | 2 |
| N 26 | Sea. | 13 | 53 | 1 |
| D 3 | Den. | 15 | 60 | 0 |
| D 10 | at Mia. | 12 | 28 | 0 |
| D 17 | Min. | 28 | 92 | 1 |
| 16 games | | 270 | 1,080 | 9 |

LATAVIUS MURRAY, 2015

| Date | Opp | Att | Yds | TD |
|----------|---------|-----|-------|----|
| S 13 | Cin. | 11 | 44 | 0 |
| S 20 | Bal. | 15 | 65 | 1 |
| S 27 | at Cle. | 26 | 139 | 1 |
| O 4 | at Chi. | 15 | 49 | 0 |
| O 11 | Den. | 13 | 39 | 0 |
| O 25 | at SD | 15 | 85 | 1 |
| N 1 | NYJ | 20 | 113 | 0 |
| N 8 | at Pit. | 17 | 96 | 0 |
| N 15 | Min. | 12 | 48 | 0 |
| N 22 | at Det. | 13 | 28 | 1 |
| N 29 | at Ten. | 22 | 59 | 0 |
| D 6 | KC | 20 | 86 | 1 |
| D 13 | at Den. | 16 | 27 | 0 |
| D 20 | GB | 21 | 78 | 0 |
| D 24 | SD | 19 | 79 | 1 |
| J 3 | at KC | 11 | 31 | 0 |
| 16 games | | 266 | 1,066 | 6 |

TOP INDIVIDUAL SEASONS - PASSER RATING

KEN STABLER, 1976 (103.4)

| Date | Opp | A-C-I | Yds | TD |
|----------------------------------|--------------|----------------|-----|----|
| S 12 | Pit..... | 38-21-4 | 342 | 3 |
| S 20 | at KC..... | 28-22-1 | 224 | 3 |
| S 26 | at HouO..... | (did not play) | | |
| O 3 | at NE..... | 35-20-1 | 225 | 1 |
| O 10 | at SD..... | 26-20-1 | 339 | 3 |
| O 17 | at Den..... | 20-16-1 | 175 | 1 |
| O 24 | GB..... | 21-13-1 | 220 | 3 |
| O 31 | Den..... | 27-16-2 | 245 | 1 |
| N 7 | at Chi..... | 17-11-0 | 234 | 3 |
| N 14 | KC..... | 18-10-4 | 138 | 2 |
| N 21 | at Phi..... | 18-14-0 | 133 | 1 |
| N 28 | TB..... | 23-15-1 | 245 | 2 |
| D 6 | Cin..... | 20-16-1 | 217 | 4 |
| D 12 | SD..... | (did not play) | | |
| 12 games.... 291-194-17 2,737 27 | | | | |

RICH GANNON, 2002 (97.3)

| Date | Opp | A-C-I | Yds | TD |
|----------------------------------|-------------|---------|-----|----|
| S 8 | Sea..... | 28-19-1 | 214 | 2 |
| S 15 | at Pit..... | 64-43-2 | 403 | 1 |
| S 29 | Ten..... | 39-29-0 | 381 | 4 |
| O 6 | at Buf..... | 38-23-0 | 357 | 3 |
| O 13 | at StL..... | 45-30-2 | 332 | 1 |
| O 20 | SD..... | 45-35-1 | 361 | 3 |
| O 27 | at KC..... | 55-35-1 | 334 | 1 |
| N 3 | SF..... | 28-18-0 | 164 | 1 |
| N 11 | at Den..... | 38-34-0 | 352 | 3 |
| N 17 | NE..... | 38-26-1 | 297 | 0 |
| N 24 | at Ari..... | 45-27-1 | 340 | 3 |
| D 2 | NYJ..... | 42-31-0 | 342 | 1 |
| D 8 | at SD..... | 41-26-0 | 328 | 0 |
| D 15 | at Mia..... | 31-17-1 | 204 | 1 |
| D 22 | Den..... | 27-18-0 | 201 | 1 |
| D 28 | KC..... | 14-7-0 | 79 | 0 |
| 16 games.... 618-418-10 4,689 26 | | | | |

RICH GANNON, 2001 (95.5)

| Date | Opp | A-C-I | Yds | TD |
|---------------------------------|-------------|---------|-----|----|
| S 9 | at KC..... | 46-31-1 | 341 | 2 |
| S 23 | at Mia..... | 25-14-0 | 125 | 0 |
| S 30 | Sea..... | 28-19-0 | 217 | 3 |
| O 7 | Dal..... | 28-21-0 | 209 | 1 |
| O 14 | at Ind..... | 32-18-0 | 243 | 0 |
| O 28 | at Phi..... | 26-17-0 | 158 | 0 |
| N 5 | Den..... | 34-25-0 | 242 | 3 |
| N 11 | at Sea..... | 38-24-0 | 257 | 2 |
| N 18 | SD..... | 38-25-1 | 311 | 4 |
| N 25 | at NYG..... | 20-13-0 | 221 | 3 |
| D 2 | Ari..... | 45-29-2 | 302 | 3 |
| D 9 | KC..... | 24-18-1 | 195 | 1 |
| D 15 | at SD..... | 28-20-1 | 221 | 1 |
| D 22 | Ten..... | 50-29-1 | 249 | 1 |
| D 30 | at Den..... | 49-35-2 | 313 | 2 |
| J 6 | NYJ..... | 38-23-0 | 224 | 1 |
| 16 games.... 549-361-9 3,828 27 | | | | |

KEN STABLER, 1974 (94.9)

| Date | Opp | A-C-I | Yds | TD |
|------|-------------|---------|-----|----|
| S 16 | at Buf..... | 22-9-1 | 122 | 0 |
| S 22 | KC..... | 25-11-2 | 165 | 3 |
| S 29 | at Pit..... | 12-5-0 | 70 | 1 |
| O 6 | at Cle..... | 33-19-2 | 237 | 3 |
| O 13 | at SD..... | 19-12-1 | 162 | 2 |

| | | | | |
|----------------------------------|-------------|----------------|-----|---|
| O 20 | Cin..... | 41-19-0 | 252 | 0 |
| O 27 | at SF..... | 11-6-0 | 140 | 2 |
| N 3 | at Den..... | 19-12-0 | 217 | 4 |
| N 10 | Det..... | 24-20-0 | 248 | 2 |
| N 17 | SD..... | 32-16-1 | 240 | 1 |
| N 24 | Den..... | 34-22-3 | 234 | 2 |
| D 1 | NE..... | 21-16-2 | 251 | 4 |
| D 8 | at KC..... | (did not play) | | |
| D 15 | Dal..... | 17-11-0 | 131 | 2 |
| 13 games.... 310-178-12 2,469 26 | | | | |

RICH GANNON, 2000 (92.4)

| Date | Opp | A-C-I | Yds | TD |
|----------------------------------|-------------|---------|-----|----|
| S 3 | SD..... | 35-20-0 | 176 | 1 |
| S 10 | at Ind..... | 22-15-0 | 207 | 0 |
| S 17 | Den..... | 21-13-2 | 159 | 2 |
| S 24 | Cle..... | 23-14-0 | 179 | 0 |
| O 8 | at SF..... | 43-21-1 | 310 | 2 |
| O 15 | at KC..... | 33-28-0 | 244 | 2 |
| O 22 | Sea..... | 22-15-1 | 176 | 3 |
| O 29 | at SD..... | 35-16-1 | 156 | 0 |
| N 5 | KC..... | 31-20-0 | 242 | 4 |
| N 13 | at Den..... | 53-30-2 | 382 | 1 |
| N 19 | at NO..... | 21-14-0 | 168 | 2 |
| N 26 | Atl..... | 22-15-0 | 231 | 2 |
| D 3 | at Pit..... | 40-21-0 | 273 | 1 |
| D 10 | NYJ..... | 23-11-1 | 161 | 2 |
| D 16 | at Sea..... | 17-5-3 | 136 | 1 |
| D 24 | Car..... | 32-26-0 | 230 | 5 |
| 16 games.... 473-284-11 3,430 28 | | | | |

JEFF GEORGE, 1997 (91.2)

| Date | Opp | A-C-I | Yds | TD |
|---------------------------------|-------------|---------|-----|----|
| A 31 | at Ten..... | 57-21-0 | 298 | 3 |
| S 8 | KC..... | 39-19-2 | 298 | 2 |
| S 14 | at Atl..... | 22-12-0 | 286 | 1 |
| S 21 | at NYJ..... | 38-26-0 | 374 | 3 |
| S 28 | StL..... | 30-17-1 | 219 | 4 |
| O 5 | SD..... | 42-19-0 | 271 | 1 |
| O 19 | DEN..... | 12-9-1 | 96 | 2 |
| O 26 | at Sea..... | 29-18-0 | 260 | 2 |
| N 2 | at Car..... | 38-24-1 | 304 | 2 |
| N 9 | NO..... | 39-17-1 | 211 | 0 |
| N 16 | at SD..... | 34-16-2 | 226 | 3 |
| N 24 | at Den..... | 41-22-0 | 185 | 0 |
| N 30 | Mia..... | 34-17-1 | 272 | 2 |
| D 7 | at KC..... | 18-8-0 | 102 | 0 |
| D 14 | Sea..... | 31-21-0 | 274 | 3 |
| D 21 | Jac..... | 37-24-0 | 244 | 1 |
| 16 games.... 521-290-9 3,917 29 | | | | |

DEREK CARR, 2015 (91.1)

| Date | Opp | A-C-I | Yds | TD |
|------|-------------|---------|-----|----|
| S 13 | Cin..... | 12-7-0 | 61 | 0 |
| S 20 | Bal..... | 46-30-1 | 351 | 3 |
| S 27 | at Cle..... | 32-20-0 | 314 | 2 |
| O 4 | at Chi..... | 33-20-1 | 196 | 2 |
| O 11 | Den..... | 39-26-1 | 249 | 1 |
| O 25 | at SD..... | 31-24-0 | 289 | 3 |
| N 1 | NYJ..... | 36-23-0 | 333 | 4 |
| N 8 | at Pit..... | 44-24-1 | 301 | 4 |
| N 15 | Min..... | 43-29-2 | 302 | 2 |
| N 22 | at Det..... | 25-13-0 | 169 | 0 |
| N 29 | at Ten..... | 37-24-0 | 330 | 3 |
| D 6 | KC..... | 48-31-3 | 283 | 2 |

| | | | | |
|----------------------------------|-------------|---------|-----|---|
| D 13 | at Den..... | 29-12-0 | 135 | 2 |
| D 20 | GB..... | 47-23-2 | 276 | 2 |
| D 24 | SD..... | 38-23-1 | 204 | 1 |
| J 3 | at KC..... | 33-21-1 | 194 | 1 |
| 16 games.... 573-350-13 3,987 32 | | | | |

JAY SCHROEDER, 1990 (90.8)

| Date | Opp | A-C-I | Yds | TD |
|---------------------------------|-------------|---------|-----|----|
| S 9 | Den..... | 18-9-1 | 118 | 0 |
| S 16 | at Sea..... | 17-10-0 | 236 | 1 |
| S 23 | Pit..... | 19-9-0 | 148 | 1 |
| S 30 | Chi..... | 15-8-0 | 178 | 0 |
| O 7 | at Buf..... | 29-17-1 | 244 | 2 |
| 9 14 | Sea..... | 26-19-0 | 235 | 3 |
| O 21 | at SD..... | 20-11-1 | 176 | 1 |
| N 4 | at KC..... | 31-10-1 | 139 | 0 |
| N 11 | GB..... | 23-11-3 | 139 | 0 |
| N 19 | at Mia..... | 19-10-0 | 116 | 0 |
| N 25 | KC..... | 18-9-0 | 202 | 0 |
| D 2 | at Den..... | 23-16-0 | 164 | 0 |
| D 10 | at Det..... | 19-12-2 | 195 | 3 |
| D 16 | Cin..... | 20-10-0 | 163 | 3 |
| D 22 | at Min..... | 15-10-0 | 234 | 4 |
| D 30 | SD..... | 22-11-0 | 162 | 1 |
| 16 games.... 334-182-9 2,849 19 | | | | |

KEN STABLER, 1973 (88.3)

| Date | Opp | A-C-I | Yds | TD |
|---------------------------------|--------------|----------------|-----|----|
| S 30 | at KC..... | 6-4-2 | 43 | 0 |
| S 16 | at Min..... | (did not play) | | |
| S 23 | Mia..... | (did not play) | | |
| O 7 | at StL..... | 31-19-1 | 207 | 0 |
| O 14 | at SD..... | 22-13-1 | 193 | 2 |
| O 22 | at Den..... | 24-16-0 | 313 | 2 |
| O 28 | at BalC..... | 29-25-0 | 304 | 2 |
| N 4 | NYG..... | 21-16-2 | 212 | 2 |
| N 11 | Pit..... | 7-4-0 | 34 | 0 |
| N 18 | Cle..... | 33-17-0 | 122 | 0 |
| N 25 | SD..... | 22-12-1 | 165 | 2 |
| D 2 | at HouO..... | 26-15-3 | 177 | 1 |
| D 8 | KC..... | 19-10-0 | 88 | 2 |
| D 16 | Den..... | 20-12-0 | 139 | 1 |
| 12 games.... 260-163-0 1,997 14 | | | | |

RICH GANNON, 1999 (86.5)

| Date | Opp | A-C-I | Yds | TD |
|----------------------------------|-------------|---------|-----|----|
| S 12 | at GB..... | 31-16-1 | 227 | 0 |
| S 19 | at Min..... | 33-21-0 | 248 | 1 |
| S 26 | Chi..... | 35-26-0 | 295 | 2 |
| O 3 | at Sea..... | 34-19-1 | 220 | 2 |
| O 10 | Den..... | 36-25-2 | 248 | 1 |
| O 17 | at Buf..... | 22-15-0 | 155 | 0 |
| O 24 | NYJ..... | 51-26-1 | 352 | 2 |
| N 3 | Mia..... | 28-7-1 | 130 | 0 |
| N 14 | SD..... | 24-18-0 | 254 | 4 |
| N 22 | at Den..... | 34-17-1 | 222 | 2 |
| N 28 | KC..... | 29-19-2 | 232 | 2 |
| D 5 | Sea..... | 24-19-1 | 253 | 2 |
| D 9 | at Ten..... | 28-20-1 | 273 | 1 |
| D 19 | TB..... | 26-15-0 | 141 | 1 |
| D 26 | at SD..... | 33-16-1 | 266 | 1 |
| J 2 | at KC..... | 47-25-2 | 324 | 3 |
| 16 games.... 515-304-14 3,840 24 | | | | |

TOP INDIVIDUAL SEASONS - RECEPTIONS

TIM BROWN, 1997

| Date | Opp | No | Yds | TD |
|----------|---------|-----|-------|----|
| A 31 | at Ten. | 8 | 158 | 3 |
| S 8 | KC | 11 | 155 | 0 |
| S 14 | at Atl. | 4 | 69 | 0 |
| S 21 | at NYJ | 10 | 153 | 1 |
| S 28 | StL | 4 | 56 | 0 |
| O 5 | SD | 3 | 18 | 0 |
| O 19 | Den. | 2 | 33 | 0 |
| O 26 | at Sea. | 7 | 107 | 0 |
| N 2 | at Car. | 10 | 163 | 0 |
| N 9 | NO | 5 | 43 | 0 |
| N 16 | at SD | 4 | 30 | 0 |
| N 24 | at Den. | 8 | 55 | 0 |
| N 30 | Mia. | 8 | 125 | 1 |
| D 7 | at KC | 2 | 22 | 0 |
| D 14 | Sea. | 4 | 57 | 0 |
| D 21 | Jac. | 14 | 164 | 0 |
| 16 games | | 104 | 1,408 | 5 |

TODD CHRISTENSEN, 1986

| Date | Opp | No | Yds | TD |
|----------|---------|----|-------|----|
| S 7 | at Den. | 7 | 84 | 1 |
| S 14 | at Was. | 6 | 81 | 0 |
| S 21 | NYG | 4 | 27 | 0 |
| S 28 | SD | 8 | 105 | 0 |
| O 5 | at KC | 5 | 48 | 0 |
| O 12 | Sea. | 4 | 35 | 0 |
| O 19 | at Mia. | 5 | 49 | 0 |
| O 26 | at HouO | 7 | 82 | 3 |
| N 2 | Den. | 11 | 158 | 0 |
| N 9 | at Dal. | 2 | 30 | 0 |
| N 16 | Cle. | 6 | 52 | 1 |
| N 20 | at SD | 11 | 173 | 1 |
| N 30 | Phi. | 3 | 43 | 0 |
| D 8 | at Sea. | 3 | 50 | 0 |
| D 14 | KC | 4 | 32 | 0 |
| D 21 | Ind. | 9 | 104 | 2 |
| 16 games | | 95 | 1,153 | 8 |

JERRY RICE, 2002

| Date | Opp | No | Yds | TD |
|----------|---------|----|-------|----|
| S 8 | Sea. | 2 | 25 | 0 |
| S 15 | at Pit. | 11 | 94 | 0 |
| S 29 | Ten. | 7 | 144 | 1 |
| O 6 | at Buf. | 4 | 77 | 1 |
| O 13 | at StL | 7 | 133 | 0 |
| O 20 | SD | 9 | 86 | 1 |
| O 27 | at KC | 5 | 45 | 0 |
| N 3 | SF | 6 | 74 | 0 |
| N 11 | at Den. | 9 | 103 | 2 |
| N 17 | NE | 6 | 65 | 0 |
| N 24 | at Ari. | 7 | 110 | 1 |
| D 2 | NYJ | 4 | 66 | 1 |
| D 8 | at SD | 7 | 113 | 0 |
| D 15 | at Mia. | 3 | 30 | 0 |
| D 22 | Den. | 3 | 25 | 0 |
| D 28 | KC | 2 | 21 | 0 |
| 16 games | | 92 | 1,211 | 7 |

TODD CHRISTENSEN, 1983

| Date | Opp | No | Yds | TD |
|------|---------|----|-----|----|
| S 4 | at Cin. | 3 | 35 | 0 |
| S 11 | HouO | 6 | 58 | 1 |
| S 19 | Mia. | 6 | 95 | 1 |
| S 25 | at Den. | 1 | 9 | 0 |
| O 2 | at Was. | 5 | 70 | 1 |

| | | | | |
|----------|---------|----|------|----|
| O 9 | KC | 5 | 32 | 1 |
| O 16 | at Sea. | 11 | 152 | 3 |
| O 23 | at Dal. | 7 | 90 | 1 |
| O 30 | Sea. | 4 | 60 | 0 |
| N 6 | at KC | 3 | 46 | 0 |
| N 13 | Den. | 8 | 114 | 0 |
| N 20 | at Buf. | 7 | 86 | 1 |
| N 27 | NYG | 4 | 46 | 0 |
| D 1 | at SD | 8 | 140 | 3 |
| D 11 | StLC | 6 | 78 | 0 |
| D 18 | SD | 8 | 136 | 0 |
| 16 games | | 92 | 1247 | 12 |

TIM BROWN, 2001

| Date | Opp | No | Yds | TD |
|----------|---------|----|-------|----|
| S 9 | at KC | 8 | 133 | 1 |
| S 23 | at Mia. | 3 | 20 | 0 |
| S 30 | Sea. | 3 | 47 | 0 |
| O 7 | Dal. | 7 | 114 | 0 |
| O 14 | at Ind. | 7 | 145 | 0 |
| O 28 | at Phi. | 3 | 43 | 0 |
| N 5 | Den. | 9 | 95 | 2 |
| N 11 | at Sea. | 7 | 86 | 1 |
| N 18 | SD | 6 | 62 | 1 |
| N 25 | at NYG | 6 | 117 | 2 |
| D 2 | Ari. | 5 | 63 | 2 |
| D 9 | KC | 4 | 35 | 0 |
| D 15 | at SD | 5 | 47 | 0 |
| D 22 | Ten. | 5 | 29 | 0 |
| D 30 | at Den. | 7 | 72 | 0 |
| J 6 | NYJ | 6 | 57 | 0 |
| 16 games | | 91 | 1,165 | 9 |

CHARLIE GARNER, 2002

| Date | Opp | No | Yds | TD |
|----------|---------|----|-----|----|
| S 8 | Sea. | 5 | 64 | 1 |
| S 15 | at Pit. | 5 | 55 | 0 |
| S 29 | Ten. | 6 | 60 | 1 |
| O 6 | at Buf. | 4 | 83 | 1 |
| O 13 | at StL | 5 | 35 | 0 |
| O 20 | SD | 7 | 80 | 0 |
| O 27 | at KC | 10 | 72 | 0 |
| N 3 | SF | 3 | 16 | 0 |
| N 11 | at Den. | 7 | 89 | 0 |
| N 17 | NE | 7 | 65 | 0 |
| N 24 | at Ari. | 5 | 82 | 0 |
| D 2 | NYJ | 9 | 60 | 0 |
| D 8 | at SD | 4 | 43 | 0 |
| D 15 | at Mia. | 6 | 46 | 0 |
| D 22 | Den. | 8 | 91 | 1 |
| D 28 | KC | 0 | 0 | 0 |
| 16 games | | 91 | 941 | 4 |

TIM BROWN, 1996

| Date | Opp | No | Yds | TD |
|------|---------|----|-----|----|
| S 1 | at Bal. | 4 | 31 | 2 |
| S 8 | at KC | 8 | 96 | 0 |
| S 15 | Jac. | 5 | 60 | 1 |
| S 22 | SD | 11 | 120 | 2 |
| S 29 | at Chi. | 6 | 51 | 1 |
| O 6 | at NYJ | 5 | 55 | 0 |
| O 13 | Det. | 4 | 41 | 0 |
| O 21 | at SD | 5 | 68 | 0 |
| N 4 | Den. | 8 | 126 | 1 |
| N 10 | at TB | 5 | 89 | 0 |
| N 17 | Min. | 3 | 48 | 0 |
| N 24 | at Sea. | 6 | 77 | 0 |

| | | | | |
|----------|---------|----|-------|---|
| D 1 | Mia. | 5 | 53 | 1 |
| D 9 | KC | 3 | 67 | 1 |
| D 15 | at Den. | 7 | 57 | 0 |
| D 22 | Sea. | 5 | 65 | 0 |
| 16 games | | 90 | 1,104 | 9 |

TIM BROWN, 1999

| Date | Opp | No | Yds | TD |
|----------|---------|----|-------|----|
| S 12 | at GB | 4 | 51 | 0 |
| S 19 | at Min. | 9 | 86 | 0 |
| S 26 | Chi. | 9 | 121 | 1 |
| O 3 | at Sea. | 4 | 56 | 1 |
| O 10 | Den. | 6 | 51 | 0 |
| O 17 | at Buf. | 3 | 47 | 0 |
| O 24 | NYJ | 11 | 190 | 1 |
| O 31 | Mia. | 7 | 113 | 0 |
| N 14 | SD | 7 | 117 | 0 |
| N 22 | at Den. | 3 | 46 | 0 |
| N 28 | KC | 5 | 83 | 0 |
| D 5 | Sea. | 6 | 75 | 2 |
| D 19 | at Ten. | 3 | 30 | 0 |
| D 19 | TB | 4 | 47 | 1 |
| D 26 | at SD | 3 | 109 | 0 |
| J 2 | at KC | 6 | 122 | 0 |
| 16 games | | 90 | 1,344 | 6 |

TIM BROWN, 1994

| Date | Opp | No | Yds | TD |
|----------|---------|----|-------|----|
| S 5 | at SF | 5 | 42 | 1 |
| S 11 | Sea. | 6 | 61 | 0 |
| S 18 | at Den. | 7 | 136 | 1 |
| S 25 | SD | 4 | 88 | 0 |
| O 9 | at NE | 2 | 46 | 0 |
| O 16 | at Mia. | 6 | 86 | 1 |
| O 23 | Atl. | 8 | 130 | 2 |
| O 30 | HouO | 6 | 69 | 1 |
| N 6 | at KC | 6 | 84 | 0 |
| N 13 | at LARm | 5 | 53 | 0 |
| N 20 | NO | 8 | 132 | 2 |
| N 27 | Pit. | 3 | 21 | 0 |
| D 5 | at SD | 7 | 96 | 0 |
| D 11 | Den. | 6 | 73 | 0 |
| D 18 | at Sea. | 4 | 107 | 1 |
| D 24 | KC | 6 | 85 | 0 |
| 16 games | | 89 | 1,309 | 9 |

TIM BROWN, 1995

| Date | Opp | No | Yds | TD |
|----------|---------|----|-------|----|
| S 3 | SD | 2 | 16 | 1 |
| S 10 | at Was. | 4 | 30 | 0 |
| S 17 | at KC | 7 | 72 | 0 |
| S 24 | Phi. | 5 | 74 | 0 |
| O 1 | at NYJ | 8 | 156 | 2 |
| O 8 | Sea. | 5 | 143 | 1 |
| O 16 | at Den. | 3 | 25 | 0 |
| O 22 | Ind. | 7 | 89 | 0 |
| N 5 | at Cin. | 4 | 67 | 1 |
| N 12 | at NYG | 3 | 47 | 0 |
| N 19 | Dal. | 12 | 161 | 1 |
| N 27 | at SD | 3 | 27 | 0 |
| D 3 | KC | 10 | 150 | 1 |
| D 10 | Pit. | 5 | 56 | 0 |
| D 17 | at Sea. | 3 | 102 | 1 |
| D 24 | Den. | 8 | 127 | 2 |
| 16 games | | 89 | 1,342 | 10 |

LEAGUE RESULTS

| Opponent | First mtg | REGULAR SEASON | | | | | | POSTSEASON | | | | | PRESEASON | | |
|-----------------------------------|-----------|----------------|-----|----|-------|--------|--------|------------|----|-------|-------|-----|-----------|-----|---|
| | | W | L | T | Pct | PF | PA | W | L | Pct | PF | PA | W | L | T |
| Arizona Cardinals ¹ | 1973 | 5 | 4 | 0 | 0.556 | 210 | 189 | 0 | 0 | - | 0 | 0 | 7 | 7 | 0 |
| Atlanta Falcons | 1971 | 7 | 6 | 0 | 0.538 | 332 | 292 | 0 | 0 | - | 0 | 0 | 3 | 1 | 0 |
| Baltimore Ravens | 1996 | 2 | 6 | 0 | 0.250 | 130 | 210 | 0 | 1 | 0.000 | 3 | 16 | 0 | 0 | 0 |
| Buffalo Bills | 1960 | 20 | 17 | 0 | 0.541 | 855 | 778 | 0 | 2 | 0.000 | 26 | 80 | 5 | 1 | 0 |
| Carolina Panthers | 1997 | 2 | 3 | 0 | 0.400 | 105 | 105 | 0 | 0 | - | 0 | 0 | 0 | 0 | 0 |
| Chicago Bears | 1972 | 7 | 7 | 0 | 0.500 | 249 | 256 | 0 | 0 | - | 0 | 0 | 5 | 5 | 0 |
| Cincinnati Bengals | 1968 | 18 | 10 | 0 | 0.643 | 643 | 547 | 2 | 0 | 1.000 | 51 | 38 | 0 | 0 | 0 |
| Cleveland Browns ² | 1970 | 12 | 10 | 0 | 0.545 | 467 | 400 | 2 | 0 | 1.000 | 41 | 22 | 1 | 3 | 0 |
| Dallas Cowboys | 1974 | 6 | 5 | 0 | 0.545 | 222 | 256 | 0 | 0 | - | 0 | 0 | 19 | 10 | 0 |
| Denver Broncos | 1960 | 60 | 49 | 2 | 0.550 | 2,376 | 2,286 | 1 | 1 | 0.500 | 59 | 44 | 6 | 4 | 0 |
| Detroit Lions | 1970 | 6 | 6 | 0 | 0.500 | 278 | 241 | 0 | 0 | - | 0 | 0 | 6 | 1 | 0 |
| Green Bay Packers | 1972 | 5 | 7 | 0 | 0.417 | 204 | 278 | 0 | 1 | 0.000 | 14 | 33 | 5 | 4 | 0 |
| Houston Texans | 2004 | 3 | 6 | 0 | 0.333 | 172 | 226 | 0 | 0 | - | 0 | 0 | 0 | 1 | 0 |
| Indianapolis Colts ³ | 1971 | 7 | 6 | 0 | 0.538 | 302 | 289 | 1 | 1 | 0.500 | 54 | 58 | 2 | 4 | 0 |
| Jacksonville Jaguars | 1996 | 3 | 4 | 0 | 0.429 | 119 | 155 | 0 | 0 | - | 0 | 0 | 0 | 0 | 0 |
| Kansas City Chiefs ⁴ | 1960 | 51 | 58 | 2 | 0.468 | 2,148 | 2,318 | 1 | 2 | 0.333 | 54 | 33 | 1 | 8 | 0 |
| Los Angeles Rams ⁵ | 1972 | 8 | 5 | 0 | 0.615 | 257 | 278 | 0 | 0 | - | 0 | 0 | 12 | 7 | 0 |
| Miami Dolphins | 1966 | 16 | 16 | 1 | 0.500 | 659 | 682 | 3 | 1 | 0.750 | 86 | 67 | 0 | 3 | 0 |
| Minnesota Vikings | 1973 | 9 | 5 | 0 | 0.643 | 335 | 280 | 1 | 0 | 1.000 | 32 | 14 | 1 | 5 | 0 |
| New England Patriots ⁶ | 1960 | 14 | 16 | 1 | 0.467 | 760 | 700 | 1 | 2 | 0.333 | 57 | 64 | 6 | 5 | 1 |
| New Orleans Saints | 1971 | 5 | 6 | 1 | 0.455 | 251 | 283 | 0 | 0 | - | 0 | 0 | 2 | 4 | 0 |
| New York Giants | 1973 | 7 | 5 | 0 | 0.583 | 254 | 225 | 0 | 0 | - | 0 | 0 | 0 | 0 | 0 |
| New York Jets ⁷ | 1960 | 22 | 17 | 2 | 0.564 | 960 | 898 | 2 | 2 | 0.500 | 105 | 78 | 7 | 2 | 0 |
| Philadelphia Eagles | 1971 | 5 | 6 | 0 | 0.454 | 232 | 209 | 1 | 0 | 1.000 | 27 | 10 | 3 | 2 | 0 |
| Pittsburgh Steelers | 1970 | 12 | 10 | 0 | 0.545 | 465 | 475 | 3 | 3 | 0.500 | 125 | 84 | 1 | 2 | 0 |
| San Diego Chargers ⁸ | 1960 | 60 | 50 | 2 | 0.545 | 2,468 | 2,415 | 1 | 0 | 1.000 | 34 | 27 | 7 | 7 | 0 |
| San Francisco 49ers | 1970 | 7 | 6 | 0 | 0.538 | 240 | 291 | 0 | 0 | - | 0 | 0 | 19 | 20 | 0 |
| Seattle Seahawks | 1977 | 28 | 24 | 0 | 0.538 | 1,174 | 1,108 | 1 | 1 | 0.500 | 37 | 27 | 4 | 10 | 0 |
| Tampa Bay Buccaneers | 1976 | 6 | 2 | 0 | 0.750 | 249 | 158 | 0 | 1 | 0.000 | 21 | 48 | 0 | 1 | 0 |
| Tennessee Titans ⁹ | 1960 | 24 | 20 | 0 | 0.545 | 993 | 1,040 | 4 | 0 | 1.000 | 164 | 45 | 5 | 5 | 0 |
| Washington Redskins | 1970 | 7 | 5 | 0 | 0.583 | 265 | 263 | 1 | 0 | 1.000 | 38 | 9 | 1 | 4 | 0 |
| TOTALS | | 444 | 397 | 11 | 0.528 | 18,374 | 18,131 | 25 | 18 | 0.581 | 1,028 | 797 | 127 | 126 | 1 |

Note: Tie games were not included in winning percentage from 1921-71.

1 - Phoenix Cardinals (1988-93); St. Louis Cardinals (1960-87)

2 - Did not play (1996-98); rejoined NFL as expansion team in 1999

3 - Baltimore Colts (1953-83)

4 - Dallas Texans (1960-62)

5 - St. Louis Rams (1995-2015)

6 - Boston Patriots (1960-70)

7 - New York Titans (1960-62)

8 - Los Angeles Chargers (1960)

9 - Tennessee Oilers (1997-98); Houston Oilers (1960-96)



PRIMETIME GAMES

MONDAY NIGHT FOOTBALL (37-27-1)

| Date | Result | Score | Opponent | Attend. |
|------------|--------|-------|----------------|---------|
| 10/19/1970 | W | 34-20 | Washington | 54,471 |
| 10/4/1971 | W | 34-20 | at Cleveland | 84,285 |
| 10/9/1972 | W | 34-0 | at Houston | 51,378 |
| 12/11/1972 | W | 24-16 | New York Jets | 54,843 |
| 10/22/1973 | T | 23-23 | at Denver | 51,270 |
| 9/16/1974 | L | 20-21 | at Buffalo | 80,020 |
| 9/22/1975 | W | 31-21 | at Miami | 78,774 |
| 12/8/1975 | W | 17-10 | Denver | 54,037 |
| 9/20/1976 | W | 24-21 | at Kansas City | 63,225 |
| 12/6/1976 | W | 35-20 | Cincinnati | 54,037 |
| 10/3/1977 | W | 37-28 | at Kansas City | 63,393 |
| 11/28/1977 | W | 34-13 | Buffalo | 54,598 |
| 11/13/1978 | W | 34-21 | at Cincinnati | 56,600 |
| 10/8/1979 | W | 13-3 | Miami | 54,600 |
| 12/3/1979 | W | 42-35 | at New Orleans | 71,323 |
| 10/20/1980 | W | 45-34 | at Pittsburgh | 53,940 |
| 11/17/1980 | W | 19-17 | at Seattle | 64,771 |
| 12/1/1980 | W | 9-3 | Denver | 54,563 |
| 9/14/1981 | W | 36-10 | at Minnesota | 48,446 |
| 12/7/1981 | W | 30-27 | Pittsburgh | 54,555 |
| 12/21/1981 | L | 10-23 | at San Diego | 52,975 |
| 11/22/1982 | W | 28-24 | San Diego | 55,060 |
| 9/19/1983 | W | 27-14 | Miami | 60,696 |
| 9/24/1984 | W | 33-30 | San Diego | 80,674 |
| 11/12/1984 | L | 14-17 | at Seattle | 64,931 |
| 12/10/1984 | W | 24-3 | at Detroit | 70,742 |
| 10/28/1985 | W | 34-21 | San Diego | 72,022 |
| 12/23/1985 | W | 16-6 | at L.A. Rams | 68,904 |
| 12/8/1986 | L | 0-37 | at Seattle | 64,944 |
| 10/12/1987 | L | 14-30 | at Denver | 63,452 |
| 11/30/1987 | W | 37-14 | at Seattle | 64,640 |
| 9/26/1988 | W | 30-27 | at Denver (OT) | 75,964 |
| 11/28/1988 | L | 27-35 | at Seattle | 62,641 |

| Date | Result | Score | Opponent | Attend. |
|------------|--------|-------|------------------|---------|
| 10/9/1989 | W | 14-7 | at New York Jets | 76,891 |
| 11/19/1990 | W | 13-10 | at Miami | 72,393 |
| 12/10/1990 | W | 38-31 | at Detroit | 80,066 |
| 10/28/1991 | L | 21-24 | at Kansas City | 77,870 |
| 12/16/1991 | L | 0-27 | at New Orleans | 68,625 |
| 9/28/1992 | L | 7-27 | at Kansas City | 77,622 |
| 12/14/1992 | L | 7-20 | at Miami | 72,220 |
| 10/18/1993 | W | 23-20 | at Denver | 75,937 |
| 9/5/1994 | L | 14-44 | at San Francisco | 69,357 |
| 12/5/1994 | W | 24-17 | at San Diego | 63,604 |
| 10/16/1995 | L | 0-27 | at Denver | 75,914 |
| 11/27/1995 | L | 6-12 | at San Diego | 63,177 |
| 10/21/1996 | W | 23-14 | at San Diego | 62,583 |
| 11/4/1996 | L | 21-22 | Denver | 61,656 |
| 12/9/1996 | W | 26-7 | Kansas City | 61,587 |
| 9/8/1997 | L | 27-28 | Kansas City | 61,523 |
| 11/24/1997 | L | 3-31 | at Denver | 75,953 |
| 11/22/1999 | L | 21-27 | at Denver (OT) | 75,870 |
| 11/13/2000 | L | 24-27 | at Denver | 75,951 |
| 11/5/2001 | W | 38-28 | Denver | 62,637 |
| 11/11/2002 | W | 34-10 | at Denver | 76,643 |
| 12/2/2002 | W | 26-20 | New York Jets | 62,257 |
| 9/22/2003 | L | 10-31 | at Denver | 76,753 |
| 10/20/2003 | L | 10-17 | Kansas City | 62,391 |
| 12/22/2003 | L | 7-41 | Green Bay | 62,298 |
| 9/11/2006 | L | 0-27 | San Diego | 62,578 |
| 11/6/2006 | L | 0-16 | at Seattle | 67,816 |
| 9/8/2008 | L | 14-41 | Denver | 62,762 |
| 9/14/2009 | L | 20-24 | San Diego | 61,940 |
| 9/12/2011 | W | 23-20 | at Denver | 75,671 |
| 9/10/2012 | L | 14-22 | San Diego | 61,896 |
| 9/23/2013 | L | 21-37 | at Denver | 76,978 |

THURSDAY NIGHT GAMES (6-5)

| Date | Opponent | Result |
|------------|----------------|---------------|
| 10/25/1979 | San Diego | W, 45-22 |
| 12/1/1983 | at San Diego | W, 42-10 |
| 9/12/1985 | at Kansas City | L, 20-36 |
| 11/20/1986 | at San Diego | W, 37-31 (OT) |
| 12/9/1999 | at Tennessee | L, 14-21 |
| 9/8/2005 | at New England | L, 20-30 |
| 12/4/2008 | at San Diego | L, 7-34 |
| 11/10/2011 | at San Diego | W, 24-17 |
| 12/6/2012 | Denver | L, 13-26 |
| 11/20/2014 | Kansas City | W, 24-20 |
| 12/24/2015 | San Diego | W, 23-20 (OT) |

THANKSGIVING GAMES (3-4)

| Date | Opponent | Result |
|------------|----------------|----------|
| 11/28/1963 | at Denver | W, 26-10 |
| 11/24/1966 | Buffalo | L, 10-31 |
| 11/23/1967 | at Kansas City | W, 44-22 |
| 11/28/1968 | Buffalo | W, 13-10 |
| 11/26/1970 | at Detroit | L, 14-28 |
| 11/26/2009 | at Dallas | L, 7-24 |
| 11/28/2013 | at Dallas | L, 24-31 |

SUNDAY NIGHT GAMES* (17-18)

| Date | Opponent | Result |
|------------|-----------------|-------------|
| 9/24/1978 | vs. New England | L, 14-21 |
| 12/3/1978 | vs. Denver | L, 6-21 |
| 10/23/1983 | at Dallas | W, 40-38 |
| 11/15/1987 | at San Diego | L, 14-16 |
| 11/6/1988 | at San Diego | W, 13-3 |
| 11/12/1989 | at San Diego | L, 12-14 |
| 12/17/1989 | at Seattle | L, 17-23 |
| 10/7/1990 | at Buffalo | L, 24-38 |
| 10/13/1991 | at Seattle | W, 23-30 OT |
| 12/1/1991 | at San Diego | W, 9-7 |
| 9/6/1992 | at Denver | L, 13-17 |
| 9/28/1992 | at Kansas City | L, 7-27 |
| 9/12/1993 | at Seattle | W, 17-13 |
| 11/6/1994 | at Kansas City | L, 3-13 |
| 12/18/1994 | at Kansas City | W, 17-16 |
| 10/1/1995 | at N.Y. Jets | W, 47-10 |
| 12/17/1995 | at Seattle | L, 10-44 |
| 11/17/1996 | Minnesota | L, 13-16 |

| Date | Opponent | Result |
|------------|-----------------|----------|
| 11/16/1997 | at San Diego | W, 38-13 |
| 9/6/1998 | at Kansas City | L, 8-28 |
| 11/1/1998 | at Seattle | W, 31-18 |
| 10/3/1999 | at Seattle | L, 21-22 |
| 10/29/2000 | at San Diego | W, 15-13 |
| 12/10/2000 | N.Y. Jets | W, 31-7 |
| 10/14/2001 | at Indianapolis | W, 23-18 |
| 11/11/2001 | at Seattle | L, 27-34 |
| 9/15/2002 | at Pittsburgh | W, 30-17 |
| 11/17/2002 | New England | W, 27-20 |
| 9/7/2003 | at Tennessee | L, 20-25 |
| 9/26/2004 | Tampa Bay | W, 30-20 |
| 11/28/2004 | at Denver | W, 25-24 |
| 9/18/2005 | Kansas City | L, 17-23 |
| 12/4/2005 | at San Diego | L, 10-34 |
| 10/15/2006 | at Denver | L, 3-13 |
| 10/6/2013 | San Diego | W, 27-17 |

*=since 1978

OVERTIME / SHUTOUT VICTORIES

OVERTIME GAMES (19-18)

| Date | Result | Score | Opponent |
|------------|--------|-------|-------------------------------|
| 11/23/1975 | W | 26-23 | at Washington |
| 11/30/1975 | W | 37-34 | Atlanta |
| 12/24/1977 | W | 37-31 | at Baltimore (AFC Divisional) |
| 10/1/1978 | W | 25-19 | at Chicago |
| 9/14/1980 | L | 24-30 | at San Diego |
| 10/28/1984 | L | 19-22 | Denver |
| 11/10/1985 | L | 34-40 | at San Diego |
| 11/24/1985 | W | 31-28 | Denver |
| 12/8/1985 | W | 17-14 | at Denver |
| 11/20/1986 | W | 37-31 | at San Diego |
| 11/30/1986 | L | 27-33 | Philadelphia |
| 9/26/1988 | W | 30-27 | at Denver |
| 12/3/1989 | W | 16-13 | Denver |
| 10/13/1991 | W | 23-20 | at Seattle |
| 12/8/1991 | L | 27-30 | Buffalo |
| 9/13/1992 | L | 21-24 | at Cincinnati |
| 1/2/1994 | W | 33-30 | Denver |
| 10/16/1994 | L | 17-20 | at Miami |
| 9/17/1995 | L | 17-23 | at Kansas City |

| Date | Result | Score | Opponent |
|------------|--------|-------|---------------------------------|
| 11/10/1996 | L | 17-20 | at Tampa Bay |
| 11/17/1996 | L | 13-16 | Minnesota |
| 8/31/1997 | L | 21-24 | at Tennessee |
| 11/22/1999 | L | 21-27 | at Denver |
| 1/2/2000 | W | 41-38 | at Kansas City |
| 10/8/2000 | W | 34-28 | at San Francisco |
| 12/2/2001 | L | 31-34 | Arizona |
| 1/19/2002 | L | 13-16 | at New England (AFC Divisional) |
| 10/20/2002 | L | 21-27 | San Diego |
| 11/3/2002 | L | 20-23 | San Francisco |
| 9/28/2003 | W | 34-31 | San Diego |
| 11/9/2003 | L | 24-27 | New York Jets |
| 9/16/2007 | L | 20-23 | at Denver |
| 10/19/2008 | W | 16-13 | New York Jets |
| 11/7/2010 | W | 23-20 | Kansas City |
| 12/24/2011 | W | 16-13 | at Kansas City |
| 10/21/2012 | W | 26-23 | Jacksonville |
| 12/24/2015 | W | 23-20 | San Diego |

SHUTOUT VICTORIES

| Date | Score | Opponent |
|------------|-------|-------------------|
| 12/16/1962 | 20-0 | Boston |
| 9/10/1967 | 51-0 | Denver |
| 11/24/1968 | 34-0 | at Cincinnati |
| 9/26/1971 | 34-0 | at San Diego |
| 10/9/1972 | 34-0 | at Houston Oilers |
| 11/4/1973 | 42-0 | New York Giants |
| 9/29/1974 | 17-0 | at Pittsburgh |
| 10/5/1975 | 6-0 | at San Diego |
| 10/26/1975 | 25-0 | San Diego |
| 12/12/1976 | 24-0 | San Diego |

| Date | Score | Opponent |
|------------|-------|------------------------|
| 9/18/1977 | 24-0 | San Diego |
| 9/8/1985 | 31-0 | New York Jets |
| 9/13/1987 | 20-0 | at Green Bay |
| 9/15/1991 | 16-0 | Indianapolis |
| 10/18/1992 | 19-0 | at Seattle |
| 11/22/1992 | 24-0 | Denver |
| 12/19/1999 | 45-0 | Tampa Bay |
| 1/6/2001 | 27-0 | Miami (AFC Divisional) |
| 12/28/2002 | 24-0 | Kansas City |
| 12/16/2012 | 15-0 | Kansas City |



S Charles Woodson against San Diego, Dec. 24, 2015

RESULTS BY SEASON SUMMARY

| YEAR | OVERALL | | | | HOME | | | | AWAY | | | |
|-------|---------|-----|----|------|------|-----|---|-------|------|-----|---|------|
| | W | L | T | Pct | W | L | T | Pct | W | L | T | Pct |
| 1960 | 6 | 8 | 0 | .429 | 3 | 4 | 0 | .429 | 3 | 4 | 0 | .429 |
| 1961 | 2 | 12 | 0 | .143 | 1 | 6 | 0 | .143 | 1 | 6 | 0 | .143 |
| 1962 | 1 | 13 | 0 | .071 | 1 | 6 | 0 | .143 | 0 | 7 | 0 | .000 |
| 1963 | 10 | 4 | 0 | .714 | 6 | 1 | 0 | .857 | 4 | 3 | 0 | .571 |
| 1964 | 5 | 7 | 2 | .417 | 5 | 2 | 0 | .714 | 0 | 5 | 2 | .000 |
| 1965 | 8 | 5 | 1 | .615 | 5 | 2 | 0 | .714 | 3 | 3 | 1 | .500 |
| 1966 | 8 | 5 | 1 | .615 | 3 | 3 | 1 | .500 | 5 | 2 | 0 | .714 |
| 1967 | 13 | 1 | 0 | .929 | 7 | 0 | 0 | 1.000 | 6 | 1 | 0 | .857 |
| 1968 | 12 | 2 | 0 | .857 | 6 | 1 | 0 | .857 | 6 | 1 | 0 | .857 |
| 1969 | 12 | 1 | 1 | .923 | 7 | 0 | 0 | 1.000 | 5 | 1 | 1 | .833 |
| 1970 | 8 | 4 | 2 | .667 | 6 | 1 | 0 | .857 | 2 | 3 | 2 | .400 |
| 1971 | 8 | 4 | 2 | .667 | 5 | 1 | 1 | .833 | 3 | 3 | 1 | .500 |
| 1972 | 10 | 3 | 1 | .750 | 5 | 1 | 1 | .786 | 5 | 2 | 0 | .714 |
| 1973 | 9 | 4 | 1 | .679 | 5 | 2 | 0 | .714 | 4 | 2 | 1 | .643 |
| 1974 | 12 | 2 | 0 | .857 | 6 | 1 | 0 | .857 | 6 | 1 | 0 | .857 |
| 1975 | 11 | 3 | 0 | .786 | 6 | 1 | 0 | .857 | 5 | 2 | 0 | .714 |
| 1976 | 13 | 1 | 0 | .929 | 7 | 0 | 0 | 1.000 | 6 | 1 | 0 | .857 |
| 1977 | 11 | 3 | 0 | .786 | 6 | 1 | 0 | .857 | 5 | 2 | 0 | .714 |
| 1978 | 9 | 7 | 0 | .563 | 4 | 4 | 0 | .500 | 5 | 3 | 0 | .625 |
| 1979 | 9 | 7 | 0 | .563 | 6 | 2 | 0 | .750 | 3 | 5 | 0 | .375 |
| 1980 | 11 | 5 | 0 | .688 | 6 | 2 | 0 | .750 | 5 | 3 | 0 | .625 |
| 1981 | 7 | 9 | 0 | .438 | 4 | 4 | 0 | .500 | 3 | 5 | 0 | .375 |
| 1982 | 8 | 1 | 0 | .889 | 4 | 0 | 0 | 1.000 | 4 | 1 | 0 | .800 |
| 1983 | 12 | 4 | 0 | .750 | 6 | 2 | 0 | .750 | 6 | 2 | 0 | .750 |
| 1984 | 11 | 5 | 0 | .688 | 6 | 2 | 0 | .750 | 5 | 3 | 0 | .625 |
| 1985 | 12 | 4 | 0 | .750 | 7 | 1 | 0 | .875 | 5 | 3 | 0 | .625 |
| 1986 | 8 | 8 | 0 | .500 | 3 | 5 | 0 | .375 | 5 | 3 | 0 | .625 |
| 1987 | 5 | 10 | 0 | .333 | 3 | 5 | 0 | .375 | 2 | 5 | 0 | .286 |
| 1988 | 7 | 9 | 0 | .438 | 3 | 5 | 0 | .375 | 4 | 4 | 0 | .500 |
| 1989 | 8 | 8 | 0 | .500 | 7 | 1 | 0 | .875 | 1 | 7 | 0 | .125 |
| 1990 | 12 | 4 | 0 | .750 | 6 | 2 | 0 | .750 | 6 | 2 | 0 | .750 |
| 1991 | 9 | 7 | 0 | .563 | 5 | 3 | 0 | .625 | 4 | 4 | 0 | .500 |
| 1992 | 7 | 9 | 0 | .438 | 5 | 3 | 0 | .625 | 2 | 6 | 0 | .250 |
| 1993 | 10 | 6 | 0 | .625 | 5 | 3 | 0 | .625 | 5 | 3 | 0 | .625 |
| 1994 | 9 | 7 | 0 | .563 | 4 | 4 | 0 | .500 | 5 | 3 | 0 | .625 |
| 1995 | 8 | 8 | 0 | .500 | 4 | 4 | 0 | .500 | 4 | 4 | 0 | .500 |
| 1996 | 7 | 9 | 0 | .438 | 4 | 4 | 0 | .500 | 3 | 5 | 0 | .375 |
| 1997 | 4 | 12 | 0 | .250 | 2 | 6 | 0 | .250 | 2 | 6 | 0 | .250 |
| 1998 | 8 | 8 | 0 | .500 | 4 | 4 | 0 | .500 | 4 | 4 | 0 | .500 |
| 1999 | 8 | 8 | 0 | .500 | 5 | 3 | 0 | .625 | 3 | 5 | 0 | .375 |
| 2000 | 12 | 4 | 0 | .750 | 7 | 1 | 0 | .875 | 5 | 3 | 0 | .625 |
| 2001 | 10 | 6 | 0 | .625 | 5 | 3 | 0 | .625 | 5 | 3 | 0 | .625 |
| 2002 | 11 | 5 | 0 | .688 | 6 | 2 | 0 | .750 | 5 | 3 | 0 | .625 |
| 2003 | 4 | 12 | 0 | .250 | 4 | 4 | 0 | .500 | 0 | 8 | 0 | .000 |
| 2004 | 5 | 11 | 0 | .313 | 3 | 5 | 0 | .375 | 2 | 6 | 0 | .250 |
| 2005 | 4 | 12 | 0 | .250 | 2 | 6 | 0 | .250 | 2 | 6 | 0 | .250 |
| 2006 | 2 | 14 | 0 | .125 | 2 | 6 | 0 | .250 | 0 | 8 | 0 | .000 |
| 2007 | 4 | 12 | 0 | .250 | 2 | 6 | 0 | .250 | 2 | 6 | 0 | .250 |
| 2008 | 5 | 11 | 0 | .313 | 2 | 6 | 0 | .250 | 3 | 5 | 0 | .375 |
| 2009 | 5 | 11 | 0 | .313 | 2 | 6 | 0 | .250 | 3 | 5 | 0 | .375 |
| 2010 | 8 | 8 | 0 | .500 | 5 | 3 | 0 | .625 | 3 | 5 | 0 | .375 |
| 2011 | 8 | 8 | 0 | .500 | 3 | 5 | 0 | .375 | 5 | 3 | 0 | .625 |
| 2012 | 4 | 12 | 0 | .250 | 3 | 5 | 0 | .375 | 1 | 7 | 0 | .125 |
| 2013 | 4 | 12 | 0 | .250 | 3 | 5 | 0 | .375 | 1 | 7 | 0 | .125 |
| 2014 | 3 | 13 | 0 | .188 | 3 | 5 | 0 | .375 | 0 | 8 | 0 | .000 |
| 2015 | 7 | 9 | 0 | .438 | 3 | 5 | 0 | .375 | 4 | 4 | 0 | .500 |
| TOTAL | 444 | 397 | 11 | .528 | 248 | 175 | 3 | .586 | 196 | 222 | 8 | .469 |

RESULTS BY SEASON SUMMARY

HOME RECORDS BY STADIUM

| Years | Stadium | W | L | T | Pct |
|--------------------|----------------------------------|------------|------------|----------|-------------|
| 1960 | Kezar Stadium | 2 | 2 | 0 | .500 |
| 1960-61 | Candlestick Park | 2 | 8 | 0 | .200 |
| 1962-65 | Frank Youell Field | 17 | 11 | 0 | .600 |
| 1966-81, 1995-2015 | Oakland Alameda Coliseum | 162 | 117 | 3 | .580 |
| 1973 | Memorial Stadium, Berkeley | 1 | 0 | 0 | 1.000 |
| 1982-94 | Los Angeles Memorial Coliseum | 64 | 36 | 0 | .600 |
| 2014 | Wembley Stadium, London, England | 0 | 1 | 0 | .000 |
| TOTAL | | 248 | 175 | 3 | .586 |

BY DECADE, REGULAR SEASON

| Year | Overall | Pct | Home | Pct | Away | Pct |
|--------------|-------------------|-------------|------------------|-------------|------------------|-------------|
| 1960-69 | 77-58-5 | .570 | 44-25-1 | .638 | 33-33-4 | .500 |
| 1970-79 | 100-38-6 | .721 | 56-14-2 | .796 | 44-24-4 | .645 |
| 1980-89 | 89-63-0 | .586 | 49-27-0 | .645 | 40-36-0 | .526 |
| 1990-99 | 82-78-0 | .513 | 44-36-0 | .550 | 38-42-0 | .475 |
| 2000-09 | 62-98-0 | .388 | 35-45-0 | .438 | 27-53-0 | .338 |
| 2010-15 | 34-62-0 | .354 | 20-28-0 | .417 | 14-34-0 | .292 |
| TOTAL | 444-397-11 | .528 | 248-175-3 | .586 | 196-222-8 | .469 |

ALL-TIME VS. AFL/AFC WEST

| YEAR | W-L-T | HOME | ROAD | DEN. | DAL/KC | LA/SD | SEA. | TB | YEAR | W-L-T | HOME | ROAD | DEN. | DAL/KC | LA/SD | SEA. | TB |
|------|-------|-------|-------|-------|--------|-------|-------|----|------------------|----------------|----------------|----------------|-------|--------|-------|-------|----|
| 1960 | 2-4-0 | 1-2-0 | 1-2-0 | 1-1-0 | 1-1-0 | 0-2-0 | | | 1989 | 3-5-0 | 3-1-0 | 0-4-0 | 1-1-0 | 1-1-0 | 1-1-0 | 0-2-0 | |
| 1961 | 1-5-0 | 1-2-0 | 0-3-0 | 1-1-0 | 0-2-0 | 0-2-0 | | | 1990 | 6-2-0 | 3-1-0 | 3-1-0 | 2-0-0 | 0-2-0 | 2-0-0 | 2-0-0 | |
| 1962 | 0-6-0 | 0-3-0 | 0-3-0 | 0-2-0 | 0-2-0 | 0-2-0 | | | 1991 | 5-3-0 | 2-2-0 | 3-1-0 | 2-0-0 | 0-2-0 | 1-1-0 | 2-0-0 | |
| 1963 | 6-0-0 | 3-0-0 | 3-0-0 | 2-0-0 | 2-0-0 | 2-0-0 | | | 1992 | 4-4-0 | 3-1-0 | 1-3-0 | 1-1-0 | 1-1-0 | 0-2-0 | 2-0-0 | |
| 1964 | 2-3-1 | 2-1-0 | 0-2-1 | 1-0-1 | 0-2-0 | 1-1-0 | | | 1993 | 5-3-0 | 2-2-0 | 3-1-0 | 2-0-0 | 0-2-0 | 1-1-0 | 2-0-0 | |
| 1965 | 3-3-0 | 2-1-0 | 1-2-0 | 2-0-0 | 1-1-0 | 0-2-0 | | | 1994 | 4-4-0 | 1-3-0 | 3-1-0 | 2-0-0 | 0-2-0 | 1-1-0 | 1-1-0 | |
| 1966 | 4-2-0 | 1-2-0 | 3-0-0 | 2-0-0 | 1-1-0 | 1-1-0 | | | 1995 | 2-6-0 | 2-2-0 | 0-4-0 | 0-2-0 | 0-2-0 | 1-1-0 | 1-1-0 | |
| 1967 | 6-0-0 | 3-0-0 | 3-0-0 | 2-0-0 | 2-0-0 | 2-0-0 | | | 1996 | 3-5-0 | 1-3-0 | 2-2-0 | 0-2-0 | 1-1-0 | 1-1-0 | 1-1-0 | |
| 1968 | 4-2-0 | 2-1-0 | 2-1-0 | 2-0-0 | 1-1-0 | 1-1-0 | | | 1997 | 2-6-0 | 1-3-0 | 1-3-0 | 1-1-0 | 0-2-0 | 1-1-0 | 0-2-0 | |
| 1969 | 6-0-0 | 3-0-0 | 3-0-0 | 2-0-0 | 2-0-0 | 2-0-0 | | | 1998 | 4-4-0 | 2-2-0 | 2-2-0 | 0-2-0 | 0-2-0 | 2-0-0 | 2-0-0 | |
| 1970 | 4-0-2 | 3-0-0 | 1-0-2 | 2-0-0 | 1-0-1 | 1-0-1 | | | 1999 | 3-5-0 | 2-2-0 | 1-3-0 | 0-2-0 | 1-1-0 | 1-1-0 | 1-1-0 | |
| 1971 | 4-1-1 | 2-0-1 | 2-1-0 | 2-0-0 | 0-1-1 | 2-0-0 | | | 2000 | 5-3-0 | 3-1-0 | 2-2-0 | 0-2-0 | 2-0-0 | 2-0-0 | 1-1-0 | |
| 1972 | 3-2-1 | 1-1-1 | 2-1-0 | 1-1-0 | 1-1-0 | 1-0-1 | | | 2001 | 6-2-0 | 4-0-0 | 2-2-0 | 1-1-0 | 2-0-0 | 2-0-0 | 1-1-0 | |
| 1973 | 4-1-1 | 3-0-0 | 1-1-1 | 1-0-1 | 1-1-0 | 2-0-0 | | | 2002 | 4-2-0 | 2-1-0 | 2-1-0 | 2-0-0 | 1-1-0 | 1-1-0 | | |
| 1974 | 5-1-0 | 2-1-0 | 3-0-0 | 1-1-0 | 2-0-0 | 2-0-0 | | | 2003 | 1-5-0 | 1-2-0 | 0-3-0 | 0-2-0 | 0-2-0 | 1-1-0 | | |
| 1975 | 5-1-0 | 3-0-0 | 2-1-0 | 2-0-0 | 1-1-0 | 2-0-0 | | | 2004 | 1-5-0 | 0-3-0 | 1-2-0 | 1-1-0 | 0-2-0 | 0-2-0 | | |
| 1976 | 7-0-0 | 4-0-0 | 3-0-0 | 2-0-0 | 2-0-0 | 2-0-0 | 100 | | 2005 | 0-6-0 | 0-3-0 | 0-3-0 | 0-2-0 | 0-2-0 | 0-2-0 | | |
| 1977 | 5-2-0 | 3-1-0 | 2-1-0 | 1-1-0 | 2-0-0 | 1-1-0 | 1-0-0 | | 2006 | 0-6-0 | 0-3-0 | 0-3-0 | 0-2-0 | 0-2-0 | 0-2-0 | | |
| 1978 | 3-5-0 | 1-3-0 | 2-2-0 | 0-2-0 | 2-0-0 | 1-1-0 | 0-2-0 | | 2007 | 2-4-0 | 1-2-0 | 1-2-0 | 1-1-0 | 1-1-0 | 0-2-0 | | |
| 1979 | 3-5-0 | 2-2-0 | 1-3-0 | 2-0-0 | 0-2-0 | 1-1-0 | 0-2-0 | | 2008 | 2-4-0 | 0-3-0 | 2-1-0 | 1-1-0 | 1-1-0 | 0-2-0 | | |
| 1980 | 6-2-0 | 3-1-0 | 3-1-0 | 2-0-0 | 1-1-0 | 1-1-0 | 2-0-0 | | 2009 | 2-4-0 | 0-3-0 | 2-1-0 | 1-1-0 | 1-1-0 | 0-2-0 | | |
| 1981 | 2-6-0 | 1-3-0 | 1-3-0 | 0-2-0 | 0-2-0 | 0-2-0 | 2-0-0 | | 2010 | 6-0-0 | 3-0-0 | 3-0-0 | 2-0-0 | 2-0-0 | 2-0-0 | | |
| 1982 | 5-0-0 | 3-0-0 | 2-0-0 | 1-0-0 | 1-0-0 | 2-0-0 | 1-0-0 | | 2011 | 3-3-0 | 0-3-0 | 3-0-0 | 1-1-0 | 1-1-0 | 1-1-0 | | |
| 1983 | 6-2-0 | 3-1-0 | 3-1-0 | 2-0-0 | 2-0-0 | 2-0-0 | 0-2-0 | | 2012 | 2-4-0 | 1-2-0 | 1-2-0 | 0-2-0 | 2-0-0 | 0-2-0 | | |
| 1984 | 5-3-0 | 3-1-0 | 2-2-0 | 0-2-0 | 2-0-0 | 2-0-0 | 1-1-0 | | 2013 | 1-5-0 | 1-2-0 | 0-3-0 | 0-2-0 | 0-2-0 | 1-1-0 | | |
| 1985 | 5-3-0 | 4-0-0 | 1-3-0 | 2-0-0 | 1-1-0 | 1-1-0 | 1-1-0 | | 2014 | 1-5-0 | 1-2-0 | 0-3-0 | 0-2-0 | 1-1-0 | 0-2-0 | | |
| 1986 | 4-4-0 | 2-2-0 | 2-2-0 | 0-2-0 | 1-1-0 | 2-0-0 | 1-1-0 | | 2015 | 3-3-0 | 1-2-0 | 2-1-0 | 1-1-0 | 0-2-0 | 2-0-0 | | |
| 1987 | 2-6-0 | 1-3-0 | 1-3-0 | 0-2-0 | 1-1-0 | 0-2-0 | 1-1-0 | | 198-174-6 | 92-93-4 | 51-58-2 | 26-22-0 | | | | | |
| 1988 | 6-2-0 | 3-1-0 | 3-1-0 | 2-0-0 | 2-0-0 | 2-0-0 | 0-2-0 | | 106-86-2 | 60-49-2 | 60-50-2 | 1-0 | | | | | |

LARGEST MARGINS

...of Victory

- 51 points (51-0) Sept. 10, 1967, vs. Denver
- *49 points (56-7) Dec. 21, 1969, vs. Houston Oilers
- 45 points (45-0) Dec. 19, 1999, vs. Tampa Bay
45 points (59-14) Oct. 24, 2010, at Denver
- 43 points (52-9) Dec. 24, 2000, vs. Carolina
- 42 points (42-0) Nov. 4, 1973, vs. N.Y. Giants
42 points (48-6) Sept. 15, 1968, at Buffalo
- 41 points (51-10) Oct. 29, 1967, vs. San Diego
- 38 points (48-10) Dec. 17, 1960, vs. Denver
38 points (48-10) Nov. 9, 1975, vs. New Orleans

...of Defeat

- 55 points (0-55) Sept. 9, 1961, at Houston Oilers
- 52 points (0-52) Nov. 30, 2014, at St. Louis Rams
- *48 points (3-51) Jan. 20, 1991, at Buffalo
- 44 points (0-44) Sept. 17, 1961, at San Diego
- 38 points (11-49) Dec. 23, 2007, at Jacksonville
38 points (0-38) Oct. 25, 2009, vs. N.Y. Jets
- 37 points (7-44) Oct. 5, 1962, at Denver
37 points (0-37) Dec. 8, 1986, at Seattle
37 points (7-44) Oct. 11, 2009, at N.Y. Giants
- 35 points (20-55) Nov. 11, 2012, at Baltimore
35 points (7-42) Nov. 8, 1964, at Kansas City

*playoff game

PRESEASON RESULTS

1960 (2-3)

| | | | | |
|---------|---|-------|--------------------------|--------|
| July 31 | L | 13-20 | Dallas Texans | 12,000 |
| Aug. 13 | W | 23-17 | N.Y. Titans (Sacramento) | 9,551 |
| Aug. 19 | L | 17-24 | L.A. Chargers | 6,521 |
| Aug. 24 | W | 26-21 | at Buffalo | 17,071 |
| Aug. 28 | L | 14-28 | Boston (Amherst, Mass.) | 3,500 |

1961 (1-3)

| | | | | |
|---------|---|-------|---------------------------|--------|
| Aug. 3 | L | 17-35 | Houston Oilers (Honolulu) | 12,500 |
| Aug. 10 | L | 21-48 | Denver (Spokane) | 6,500 |
| Aug. 27 | L | 7-35 | at San Diego | 10,436 |
| Sept. 4 | W | 49-12 | Denver | 6,300 |

1962 (1-4)

| | | | | |
|---------|---|-------|--------------------------------|--------|
| Aug. 4 | L | 3-13 | Dallas Texans (Atlanta) | 8,000 |
| Aug. 11 | W | 21-20 | Boston (Providence, R.I.) | 9,000 |
| Aug. 18 | L | 6-22 | Dallas Texans (Midland, Texas) | 10,000 |
| Aug. 26 | L | 27-33 | San Diego | 17,053 |
| Aug. 31 | L | 12-41 | Denver (Stockton) | 5,000 |

1963 (3-2)

| | | | | |
|---------|---|-------|-----------------------|--------|
| Aug. 4 | W | 24-17 | Boston | 9,721 |
| Aug. 11 | W | 35-19 | Denver | 9,655 |
| Aug. 17 | L | 21-35 | Kansas City (Seattle) | 13,500 |
| Aug. 23 | W | 43-16 | N.Y. Jets | 8,317 |
| Aug. 31 | L | 3-13 | at San Diego | 17,517 |

1964 (3-2)

| | | | | |
|---------|---|-------|----------------------------|--------|
| Aug. 9 | L | 14-21 | Kansas City | 11,118 |
| Aug. 14 | W | 20-7 | at Denver | 13,545 |
| Aug. 23 | W | 34-31 | Buffalo | 10,243 |
| Aug. 29 | W | 34-20 | Houston Oilers (Las Vegas) | 8,500 |
| Sept. 5 | L | 10-24 | at San Diego | 16,746 |

1965 (3-2)

| | | | | |
|---------|---|-------|----------------------------|--------|
| Aug. 7 | W | 10-3 | at San Diego | 27,168 |
| Aug. 14 | L | 17-27 | Denver (Salt Lake City) | 18,000 |
| Aug. 22 | W | 23-6 | Kansas City | 13,592 |
| Aug. 28 | L | 17-46 | San Diego (Portland, Ore.) | 15,234 |
| Sept. 4 | W | 30-20 | Denver (Sacramento) | 14,550 |

1966 (2-2)

| | | | | |
|---------|---|-------|-------------------|--------|
| Aug. 2 | L | 17-26 | at Houston Oilers | 36,935 |
| Aug. 13 | W | 17-7 | at San Diego | 17,097 |
| Aug. 20 | L | 10-21 | Boston (Anaheim) | 36,038 |
| Aug. 28 | W | 52-21 | at Denver | 14,074 |

1967 (2-3)

| | | | | |
|---------|---|-------|------------------------------|---------|
| Aug. 5 | W | 24-23 | San Diego | 24,855* |
| Aug. 12 | W | 24-7 | Houston Oilers | 23,647* |
| Aug. 19 | L | 0-48 | Kansas City (Portland, Ore.) | 13,352* |
| Aug. 27 | L | 17-21 | Denver (North Platte, Neb.) | 6,600 |
| Sept. 3 | L | 10-13 | San Francisco | 53,254 |

1968 (3-2)

| | | | | |
|---------|---|-------|-------------------------|---------|
| Aug. 3 | L | 12-14 | Baltimore Colts | 51,154* |
| Aug. 10 | W | 37-7 | San Diego | 38,922* |
| Aug. 24 | L | 21-31 | at Kansas City | 43,769* |
| Sept. 1 | W | 26-19 | at San Francisco | 57,593 |
| Sept. 7 | W | 23-7 | Denver (Portland, Ore.) | 18,031* |

1969 (2-3)

| | | | | |
|---------|---|-------|--------------------------------|---------|
| Aug. 2 | L | 17-23 | Kansas City (Birmingham, Ala.) | 21,000* |
| Aug. 9 | L | 30-34 | Baltimore Colts | 51,246* |
| Aug. 16 | L | 7-10 | at San Diego | 35,940* |
| Aug. 25 | W | 24-6 | N.Y. Jets | 52,927* |
| Aug. 31 | W | 42-28 | San Francisco | 52,122 |

1970 (2-4)


| | | | | |
|----------|---|-------|------------------|--------|
| Aug. 8 | L | 21-33 | Baltimore Colts | 53,519 |
| Aug. 17 | W | 30-19 | at Philadelphia | 50,853 |
| Aug. 22 | L | 23-34 | at L.A. Rams | 67,497 |
| Aug. 30 | L | 13697 | Green Bay | 53,395 |
| Sept. 6 | W | 31-17 | at San Francisco | 55,521 |
| Sept. 12 | L | 6-20 | Pittsburgh | 53,005 |

1971 (5-1)

| | | | | |
|----------|---|-------|--------------------------------|---------|
| Aug. 9 | L | 24-25 | Philadelphia | 53,706* |
| Aug. 14 | W | 41-20 | N.Y. Jets | 53,693* |
| Aug. 21 | W | 20-7 | L.A. Rams (Berkeley) | 67,739 |
| Aug. 28 | W | 17-13 | at Green Bay | 56,263* |
| Sept. 4 | W | 34-28 | San Francisco | 53,696* |
| Sept. 11 | W | 24-3 | Baltimore (Jacksonville, Fla.) | 50,212* |

1972 (4-2)

| | | | | |
|---------|---|-------|--------------------|---------|
| Aug. 5 | W | 31-24 | New England | 53,661* |
| Aug. 14 | W | 16-0 | Baltimore Colts | 53,627* |
| Aug. 19 | W | 34-9 | at L.A. Rams | 60,762* |
| Aug. 26 | W | 31-13 | Buffalo (Berkeley) | 60,046 |
| Sept. 3 | L | 21-34 | at San Francisco | 61,237* |
| Sept. 9 | L | 10-16 | at Dallas | 62,607* |



Youell Field

PRESEASON RESULTS

1973 (4-1-1)

| | | | | |
|---------|---|-------|----------------------|---------|
| Aug. 5 | T | 17-17 | at New England | 43,914* |
| Aug. 11 | W | 27-26 | Dallas | 53,723* |
| Aug. 18 | W | 16-3 | L.A. Rams (Berkeley) | 57,549 |
| Aug. 25 | L | 10-34 | Minnesota (Berkeley) | 57,515 |
| Sept. 1 | W | 23-17 | San Francisco | 53,612 |
| Sept. 8 | W | 17-7 | at Buffalo | 70,128 |

1974 (5-1)

| | | | | |
|---------|---|-------|----------------------|---------|
| Aug. 3 | W | 27-7 | Dallas | 41,049* |
| Aug. 10 | W | 28-16 | Atlanta (Berkeley) | 34,319 |
| Aug. 16 | W | 41-10 | at Detroit | 30,055* |
| Aug. 24 | L | 14-25 | Philadelphia | 53,077* |
| Sept. 2 | W | 20-19 | at San Francisco | 52,538* |
| Sept. 7 | W | 31-6 | N.Y. Jets (Berkeley) | 55,417 |

1975 (5-1)

| | | | | |
|----------|---|-------|-----------------------|---------|
| Aug. 10 | W | 34-0 | Detroit (Berkeley) | 52,524 |
| Aug. 17 | W | 24-21 | Pittsburgh (Berkeley) | 57,937 |
| Aug. 23 | W | 22-7 | at Atlanta | 43,151* |
| Aug. 30 | W | 40-21 | San Francisco | 52,866* |
| Sept. 5 | W | 31-20 | at Dallas | 41,117* |
| Sept. 11 | L | 0-6 | at L.A. Rams | 68,630* |

1976 (5-1)

| | | | | |
|---------|---|-------|-------------------------------|---------|
| July 31 | W | 27-14 | Dallas | 52,391* |
| Aug. 7 | W | 20-9 | St. Louis (Phoenix, Ariz.) | 33,216* |
| Aug. 13 | W | 41-17 | at N.Y. Jets (Yankee Stadium) | 10,726* |
| Aug. 21 | L | 14-23 | L.A. Rams | 52,615* |
| Aug. 29 | W | 14-9 | at San Francisco | 52,704 |
| Sept. 4 | W | 45-28 | Seattle | 51,487* |

1977 (4-2)

| | | | | |
|---------|---|-------|----------------|---------|
| Aug. 8 | W | 40-0 | Houston Oilers | 51,777* |
| Aug. 13 | L | 13-20 | Chicago | 52,909* |
| Aug. 18 | L | 10-12 | at Seattle | 62,187* |
| Aug. 27 | W | 35-7 | San Diego | 52,346* |
| Sept. 3 | W | 33-0 | San Francisco | 53,442* |
| Sept. 9 | W | 21-0 | at L.A. Rams | 57,031* |

1978 (2-2)

| | | | | |
|---------|---|-------|------------------|---------|
| Aug. 5 | W | 14-13 | at Chicago | 54,758* |
| Aug. 12 | L | 7-21 | New England | 53,335* |
| Aug. 20 | W | 31-14 | at San Francisco | 58,658 |
| Aug. 26 | L | 3-28 | L.A. Rams | 53,776* |

1979 (3-2)

| | | | | |
|---------|---|-----------|-----------------------|---------|
| July 28 | W | 20-13 | Dallas (Canton, Ohio) | 20,648 |
| Aug. 4 | L | 14-20(OT) | at L.A. Rams | 54,575 |
| Aug. 11 | W | 41-10 | San Francisco | 53,503* |
| Aug. 19 | L | 14-35 | at New England | 46,518 |
| Aug. 25 | W | 48-21 | Buffalo | 52,440 |

1980 (2-2)

| | | | | |
|---------|---|-------|------------------|--------|
| Aug. 9 | L | 14-33 | at San Francisco | 55,585 |
| Aug. 16 | W | 31-29 | New England | 41,649 |
| Aug. 23 | L | 17-34 | at Washington | 47,547 |
| Aug. 30 | W | 24-23 | Philadelphia | 41,230 |

1981 (2-2)

| | | | | |
|---------|---|-------|----------------|---------|
| Aug. 8 | W | 17-16 | Atlanta | 42,697 |
| Aug. 15 | L | 14-34 | at Green Bay | 55,151 |
| Aug. 22 | L | 21-23 | at New England | 43,032 |
| Aug. 29 | W | 21-7 | San Francisco | 51,192* |

1982 (2-2)

| | | | | |
|---------|---|-------|------------------|---------|
| Aug. 14 | W | 17-14 | at San Francisco | 61,065 |
| Aug. 21 | L | 16-30 | at Detroit | 59,924* |
| Aug. 29 | W | 24-3 | Green Bay | 54,268* |
| Sept. 4 | L | 10-37 | Cleveland | 53,460* |

1983 (1-3)

| | | | | |
|---------|---|------------|---------------|---------|
| Aug. 6 | W | 26-23 (OT) | San Francisco | 41,337* |
| Aug. 13 | L | 17-20 | at N.Y. Jets | 51,454* |
| Aug. 20 | L | 21-27 | Chicago | 41,032* |
| Aug. 26 | L | 17-20 | at Cleveland | 64,486* |

1984 (1-3)

| | | | | |
|---------|---|-------|------------------|---------|
| Aug. 4 | L | 10-13 | at San Francisco | 61,361* |
| Aug. 10 | W | 21-20 | at Washington | 55,415* |
| Aug. 19 | L | 23-29 | Miami | 47,060 |
| Aug. 24 | L | 14-20 | N.Y. Jets | 53,072* |

1985 (1-3)

| | | | | |
|---------|---|-------|---------------|---------|
| Aug. 10 | L | 21-28 | San Francisco | 61,784* |
| Aug. 18 | L | 9-14 | Washington | 56,939 |
| Aug. 24 | L | 17-23 | Miami | 55,414* |
| Aug. 30 | W | 26-7 | at Cleveland | 44,926* |

1986 (2-2)

| | | | | |
|---------|---|-------|------------------|---------|
| Aug. 10 | L | 0-32 | at San Francisco | 61,834 |
| Aug. 16 | W | 24-19 | Dallas | 60,248* |
| Aug. 22 | W | 24-10 | New England | 52,061* |
| Aug. 28 | L | 22-25 | Cleveland | 57,780* |

1987 (1-3)

| | | | | |
|---------|---|-------|---------------|---------|
| Aug. 15 | L | 16-42 | San Francisco | 53,838* |
| Aug. 22 | L | 3-7 | Buffalo | 47,281* |
| Aug. 30 | W | 34-10 | at Dallas | 50,729* |
| Sept. 5 | L | 17-20 | Chicago | 56,682 |

1988 (1-3)

| | | | | |
|---------|---|-------|------------------|---------|
| Aug. 6 | L | 10-24 | at San Francisco | 64,457* |
| Aug. 3 | L | 17-27 | Dallas | 50,071 |
| Aug. 20 | L | 27-45 | Washington | 45,982* |
| Aug. 26 | W | 37-22 | Chicago | 63,079* |

1989 (0-4)

| | | | | |
|---------|---|-------|--------------------|---------|
| Aug. 12 | L | 7-37 | San Francisco | 36,739* |
| Aug. 19 | L | 20-27 | Dallas | 39,154* |
| Aug. 26 | L | 21-23 | Houston at Oakland | 50,642* |
| Sept. 2 | L | 38-41 | Chicago | 39,061 |

1990 (4-1)

| | | | | |
|---------|---|-------|----------------------|---------|
| Aug. 5 | L | 10-17 | New Orleans (London) | 63,106* |
| Aug. 11 | W | 23-13 | at San Francisco | 66,455* |
| Aug. 18 | W | 16-14 | Dallas | 31,120 |
| Aug. 24 | W | 20-3 | at Chicago | 66,946* |
| Sept. 1 | W | 34-7 | San Diego | 30,326 |

1991 (3-2)

| | | | | |
|---------|---|-------|----------------------|---------|
| July 27 | L | 17-24 | San Francisco | 51,513 |
| Aug. 3 | L | 17-19 | Miami (Tokyo, Japan) | 51,122* |
| Aug. 12 | W | 13-10 | at Dallas | 55,981* |
| Aug. 17 | W | 13-10 | Chicago | 35,538 |
| Aug. 23 | W | 17-7 | at San Diego | 48,509* |

1992 (1-3)

| | | | | |
|---------|---|------------|------------------|---------|
| Aug. 8 | L | 10-24 | at San Francisco | 52,505* |
| Aug. 15 | L | 16-19 (OT) | at L.A. Rams | 61,119* |
| Aug. 22 | L | 23-27 | Washington | 53,424 |
| Aug. 29 | W | 30-26 | Houston Oilers | 50,084 |

1993 (2-3)

| | | | | |
|---------|---|-------|---------------------------|---------|
| July 31 | W | 19-3 | Green Bay (Canton) | 23,863 |
| Aug. 8 | L | 0-27 | San Francisco (Palo Alto) | 82,908 |
| Aug. 14 | L | 7-13 | at Dallas | 62,557* |
| Aug. 20 | L | 7-18 | at Indianapolis | 45,959* |
| Aug. 28 | W | 20-19 | at L.A. Rams | 50,438* |

PRESEASON RESULTS

1994 (4-1)

| | | | | |
|---------|---|------------|-------------------------|---------|
| July 31 | W | 25-22 (OT) | Den. (Barcelona, Spain) | 37,406* |
| Aug. 7 | W | 27-19 | at Dallas | 61,932* |
| Aug. 13 | L | 17-27 | at Pittsburgh | 58,058* |
| Aug. 20 | W | 29-20 | at L.A. Rams | 50,315* |
| Aug. 27 | W | 24-23 | at Houston Oilers | 50,182 |

1995 (3-1)***

| | | | | |
|---------|---|-------|----------------|---------|
| Aug. 5 | W | 27-14 | at Dallas | 62,031* |
| Aug. 12 | W | 27-22 | St. Louis | 50,000 |
| Aug. 18 | L | 17-20 | at Minnesota | 45,306* |
| Aug. 25 | W | 32-24 | NE (Palo Alto) | 51,709* |

1996 (2-3)

| | | | | |
|---------|---|-------|------------|---------|
| July 27 | L | 34-35 | at Dallas | 61,524* |
| Aug. 2 | W | 26-3 | at Arizona | 36,869* |
| Aug. 8 | L | 19-24 | Seattle | 38,219 |
| Aug. 15 | L | 6-27 | at Atlanta | 30,553* |
| Aug. 23 | W | 44-27 | N.Y. Jets | 40,795* |

1997 (2-2)

| | | | | |
|---------|---|-------|-------------|---------|
| Aug. 3 | W | 34-27 | at Dallas | 61,028* |
| Aug. 8 | L | 24-37 | Green Bay | 42,956 |
| Aug. 16 | W | 18-16 | New Orleans | 36,771 |
| Aug. 22 | L | 13-15 | at Arizona | 39,408* |

1998 (2-2)

| | | | | |
|---------|---|-------|--------------|---------|
| Aug. 8 | W | 16-3 | at Dallas | 61,048* |
| Aug. 16 | W | 27-21 | at Green Bay | 60,067 |
| Aug. 24 | L | 7-41 | Tampa Bay | 32,017* |
| Aug. 29 | L | 14-21 | Arizona | 31,858 |

1999 (3-1)

| | | | | |
|---------|---|-------|---------------|---------|
| Aug. 7 | W | 18-17 | at St. Louis | 45,449* |
| Aug. 15 | W | 10-3 | Dallas | 37,000 |
| Aug. 30 | L | 8-16 | San Francisco | 61,901* |
| Sept. 3 | W | 43-7 | at Arizona | 42,076 |

2000 (3-1)

| | | | | |
|---------|---|-------|--------------|--------|
| Aug. 5 | L | 17-31 | at St. Louis | 64,125 |
| Aug. 13 | W | 21-20 | at Dallas | 56,878 |
| Aug. 18 | W | 23-17 | Detroit | 32,365 |
| Aug. 24 | W | 20-0 | Seattle | 32,012 |

2001 (3-2)

| | | | | |
|---------|---|-------|--------------------------|---------|
| Aug. 4 | W | 21-14 | Dallas | 37,978* |
| Aug. 11 | W | 10-7 | at Arizona | 33,482* |
| Aug. 19 | L | 17-20 | at San Francisco | 67,817 |
| Aug. 27 | L | 6-21 | Dal. (Mexico City, Mex.) | 88,309* |
| Aug. 31 | W | 24-13 | Green Bay | 38,783* |

2002 (2-2)

| | | | | |
|---------|---|-------|---------------|---------|
| Aug. 8 | L | 6-20 | at Dallas | 62,836* |
| Aug. 15 | L | 14-24 | at Tennessee | 68,531* |
| Aug. 24 | W | 17-10 | San Francisco | 40,120* |
| Aug. 29 | W | 31-3 | Arizona | 35,738* |

2003 (1-3)

| | | | | |
|---------|---|-------|------------------|---------|
| Aug. 8 | W | 7-6 | St. Louis | 37,341* |
| Aug. 14 | L | 10-14 | at San Francisco | 65,856* |
| Aug. 22 | L | 6-21 | Minnesota | 37,411* |
| Aug. 28 | L | 13-52 | at Dallas | 53,078* |

2004 (3-1)

| | | | | |
|---------|---|-------|------------------|---------|
| Aug. 14 | W | 30-33 | at San Francisco | 63,854* |
| Aug. 21 | L | 20-21 | Dallas | 35,000* |
| Aug. 28 | W | 17-16 | at Arizona | 35,070* |
| Sept. 2 | W | 28-24 | St. Louis | 38,499* |

2005 (1-3)

| | | | | |
|---------|---|-------|------------------|---------|
| Aug. 13 | L | 13-21 | at San Francisco | 61,446* |
| Aug. 20 | L | 17-19 | at Houston | 70,116* |
| Aug. 26 | L | 16-17 | Arizona | 36,408* |
| Sept. 1 | W | 13-6 | New Orleans | 32,191* |

2006 (4-1)

| | | | | |
|---------|---|-------|---------------------|---------|
| Aug. 6 | W | 16-10 | Phi. (Canton, Ohio) | 22,200* |
| Aug. 14 | W | 16-13 | at Minnesota | 63,278* |
| Aug. 20 | W | 23-7 | San Francisco | 47,849* |
| Aug. 25 | W | 21-3 | Detroit | 43,889* |
| Aug. 31 | L | 7-30 | at Seattle | 67,158* |

2007 (2-2)

| | | | | |
|---------|---|-------|------------------|---------|
| Aug. 11 | W | 27-23 | Arizona | 39,911* |
| Aug. 18 | L | 21-26 | at San Francisco | 68,107* |
| Aug. 24 | W | 20-10 | St. Louis | 44,131* |
| Aug. 30 | L | 14-19 | at Seattle | 66,700* |

2008 (1-3)

| | | | | |
|---------|---|-------|---------------|---------|
| Aug. 8 | W | 18-6 | San Francisco | 52,609* |
| Aug. 15 | L | 16-17 | at Tennessee | 69,143* |
| Aug. 23 | L | 0-24 | Arizona | 39,331* |
| Aug. 29 | L | 16-23 | at Seattle | 67,163* |

2009 (1-3)

| | | | | |
|---------|---|-------|------------------|---------|
| Aug. 13 | W | 31-10 | Dallas | 33,165* |
| Aug. 22 | L | 20-21 | at San Francisco | 61,907* |
| Aug. 29 | L | 7-45 | New Orleans | 32,585 |
| Sept. 3 | L | 21-31 | at Seattle | 66,697* |

2010 (3-1)

| | | | | |
|---------|---|-------|---------------|---------|
| Aug. 12 | W | 17-9 | at Dallas | 72,282* |
| Aug. 21 | W | 32-17 | at Chicago | 60,207* |
| Aug. 28 | L | 24-28 | San Francisco | 42,248* |
| Sept. 2 | W | 27-24 | Seattle | 23,957* |

2011 (0-4)

| | | | | |
|---------|---|-------|------------------|---------|
| Aug. 11 | L | 18-24 | Arizona | 25,699* |
| Aug. 20 | L | 3-17 | at San Francisco | 69,732* |
| Aug. 28 | L | 20-40 | New Orleans | 34,322* |
| Sept. 2 | L | 3-20 | at Seattle | 65,418* |

2012 (1-3)

| | | | | |
|---------|---|-------|------------|---------|
| Aug. 13 | L | 0-3 | Dallas | 50,403* |
| Aug. 17 | L | 27-31 | at Arizona | 59,605* |
| Aug. 25 | W | 31-20 | Detroit | 41,420* |
| Aug. 30 | L | 3-21 | at Seattle | 66,157* |

2013 (1-3)

| | | | | |
|---------|---|-------|----------------|---------|
| Aug. 9 | W | 19-17 | Dallas | 43,013* |
| Aug. 16 | L | 20-28 | at New Orleans | 72,122* |
| Aug. 23 | L | 26-34 | Chicago | 41,946* |
| Aug. 29 | L | 6-22 | at Seattle | 67,341* |

2014 (2-2)

| | | | | |
|---------|---|-------|--------------|---------|
| Aug. 8 | L | 6-10 | at Minnesota | 51,752* |
| Aug. 15 | W | 27-26 | Detroit | 50,511* |
| Aug. 22 | L | 21-31 | at Green Bay | 73,907* |
| Aug. 28 | W | 41-31 | Seattle | 50,831* |

2015 (1-3)

| | | | | |
|---------|---|-------|--------------|---------|
| Aug. 14 | W | 18-3 | St. Louis | 50,801* |
| Aug. 22 | L | 12-20 | at Minnesota | 50,656* |
| Aug. 30 | L | 23-30 | Arizona | 50,500* |
| Sept. 3 | L | 21-31 | at Seattle | 68,032* |

*Night game

***First season of Raiders return to Oakland

ALL-TIME RESULTS BY SEASON

*Denotes night game

1960 (6-8)

| Head Coach: Eddy Erdelatz | Result | Score | Attend |
|---------------------------|--------|-------|---------|
| Sept. 11 Houston | L | 22-37 | 12,703 |
| Sept. 16 Dallas Texans | L | 16-34 | 8,021* |
| Sept. 25 at Houston | W | 14-13 | 12,241 |
| Oct. 2 at Denver | L | 14-31 | 18,372 |
| Oct. 9 at Dallas Texans | W | 20-19 | 21,000 |
| Oct. 16 Boston | W | 27-14 | 11,500 |
| Oct. 23 at Buffalo | L | 9-38 | 8,876 |
| Oct. 28 at N.Y. Titans | W | 28-27 | 10,000* |
| Nov. 4 at Boston | L | 28-34 | 8,446* |
| Nov. 13 Buffalo | W | 20-7 | 8,800 |
| Nov. 27 at L.A. Chargers | L | 28-52 | 15,075 |
| Dec. 4 L.A. Chargers | L | 17-41 | 12,061 |
| Dec. 11 N.Y. Titans | L | 28-31 | 9,037 |
| Dec. 17 Denver | W | 48-10 | 5,159 |

1961 (2-12)

| Head Coach: Erdelatz/Feldman | Result | Score | Attend |
|------------------------------|--------|-------|---------|
| Sept. 9 at Houston | L | 0-55 | 16,231* |
| Sept. 17 at San Diego | L | 0-44 | 20,216 |
| Sept. 24 Dallas Texans | L | 35-42 | 6,737 |
| Oct. 1 Denver | W | 33-19 | 8,361 |
| Oct. 15 at Denver | L | 24-27 | 11,129 |
| Oct. 22 San Diego | L | 10-41 | 12,014 |
| Oct. 29 N.Y. Titans | L | 6-14 | 7,138 |
| Nov. 5 at Buffalo | W | 31-22 | 17,027 |
| Nov. 11 at N.Y. Titans | L | 12-23 | 16,811* |
| Nov. 17 at Boston | L | 17-20 | 18,169* |
| Nov. 26 at Dallas Texans | L | 11-43 | 14,500 |
| Dec. 3 Buffalo | L | 21-26 | 6,500 |
| Dec. 9 Boston | L | 21-35 | 6,500 |
| Dec. 17 Houston | L | 16-47 | 4,821 |

NOTE -- Erdelatz served as head coach for first two games before Marty Feldman replaced him.

1962 (1-13)

| Head Coach: Feldman/Konkright | Result | Score | Attend |
|-------------------------------|--------|-------|---------|
| Sept. 9 N.Y. Titans | L | 17-28 | 12,893 |
| Sept. 23 Dallas Texans | L | 16-26 | 12,500 |
| Sept. 30 San Diego | L | 33-42 | 13,000 |
| Oct. 5 at Denver | L | 7-44 | 22,452* |
| Oct. 14 Denver | L | 6-23 | 7,000 |
| Oct. 20 at Buffalo | L | 6-14 | 21,037* |
| Oct. 26 at Boston | L | 16-26 | 12,514* |
| Nov. 4 at N.Y. Titans | L | 21-31 | 18,247 |
| Nov. 11 Houston | L | 20-28 | 11,000 |
| Nov. 18 Buffalo | L | 6-10 | 12,500 |
| Nov. 25 at Dallas Texans | L | 7-35 | 13,557 |
| Dec. 2 at San Diego | L | 21-31 | 17,874 |
| Dec. 9 at Houston | L | 17-32 | 27,400 |
| Dec. 19 Boston | W | 20-0 | 8,000 |

NOTE -- Feldman served as head coach for first five games before Red Konkright replaced him.

1963 (10-4)

| Head Coach: Al Davis | Result | Score | Attend |
|-----------------------|--------|-------|---------|
| Sept. 7 at Houston | W | 24-13 | 24,749* |
| Sept. 15 Buffalo | W | 35-17 | 17,568 |
| Sept. 22 Boston | L | 14-20 | 17,131 |
| Sept. 28 at N.Y. Jets | L | 7-10 | 17,100* |
| Oct. 5 at Buffalo | L | 0-12 | 24,846* |
| Oct. 11 at Boston | L | 14-20 | 26,494* |
| Oct. 20 N.Y. Jets | W | 49-26 | 15,557 |
| Oct. 27 at San Diego | W | 34-33 | 30,182 |
| Nov. 3 Kansas City | W | 10-7 | 18,919 |
| Nov. 8 at Kansas City | W | 22-7 | 24,879* |
| Nov. 28 at Denver | W | 26-10 | 14,763 |
| Dec. 8 San Diego | W | 41-27 | 20,249 |
| Dec. 15 Denver | W | 35-31 | 15,223 |
| Dec. 22 Houston | W | 52-49 | 17,401 |

1964 (5-7-2)

| Head Coach: Al Davis | Result | Score | Attend |
|-----------------------|--------|-------|---------|
| Sept. 13 Boston | L | 14-17 | 21,126 |
| Sept. 19 at Houston | L | 28-42 | 26,482* |
| Sept. 27 Kansas City | L | 9-21 | 18,163 |
| Oct. 3 at Buffalo | L | 20-23 | 36,451* |
| Oct. 10 at N.Y. Jets | L | 13-35 | 36,499* |
| Oct. 16 at Boston | T | 43-43 | 23,279 |
| Oct. 25 Denver | W | 40-7 | 17,858 |
| Nov. 1 at San Diego | L | 17-31 | 25,557 |
| Nov. 8 at Kansas City | L | 7-42 | 21,023 |
| Nov. 15 Houston | W | 20-10 | 16,375 |
| Nov. 22 N.Y. Jets | W | 35-26 | 15,589 |
| Nov. 29 at Denver | T | 20-20 | 15,958 |
| Dec. 6 Buffalo | W | 16-13 | 18,134 |
| Dec. 20 San Diego | W | 21-20 | 20,124 |



Al Davis

1965 (8-5-1)

| Head Coach: Al Davis | Result | Score | Attend |
|------------------------|--------|-------|---------|
| Sept. 12 Kansas City | W | 37-10 | 18,569 |
| Sept. 19 San Diego | L | 6-17 | 21,406 |
| Sept. 26 Houston | W | 21-17 | 18,116 |
| Oct. 3 at Buffalo | L | 12-17 | 41,246 |
| Oct. 8 at Boston | W | 24-10 | 24,824* |
| Oct. 16 at N.Y. Jets | T | 24-24 | 54,890* |
| Oct. 24 Boston | W | 30-21 | 20,585 |
| Oct. 31 at Kansas City | L | 7-14 | 18,354 |
| Nov. 7 at Houston | W | 33-21 | 35,729 |
| Nov. 14 Buffalo | L | 14-17 | 19,352 |
| Nov. 21 at Denver | W | 28-20 | 30,369 |
| Dec. 5 Denver | W | 24-13 | 19,023 |
| Dec. 12 N.Y. Jets | W | 24-14 | 19,013 |
| Dec. 19 at San Diego | L | 14-24 | 26,056 |

1966 (8-5-1)

| Head Coach: John Rauch | Result | Score | Attend |
|------------------------|--------|-------|---------|
| Sept. 2 at Miami | W | 23-14 | 26,776* |
| Sept. 10 at Houston | L | 0-31 | 31,763* |
| Sept. 18 Kansas City | L | 10-32 | 50,746 |
| Sept. 25 San Diego | L | 20-29 | 37,183 |
| Oct. 9 Miami | W | 21-10 | 30,787 |
| Oct. 16 at Kansas City | W | 34-13 | 33,057 |
| Oct. 23 at N.Y. Jets | W | 24-21 | 58,135 |
| Oct. 30 at Boston | L | 21-24 | 26,941 |
| Nov. 6 Houston | W | 38-23 | 34,102 |
| Nov. 13 at San Diego | W | 41-19 | 26,230 |
| Nov. 20 at Denver | W | 17-3 | 26,703 |
| Nov. 24 Buffalo | L | 10-31 | 36,781 |
| Dec. 3 N.Y. Jets | T | 28-28 | 32,144 |
| Dec. 11 Denver | W | 28-10 | 31,765 |

ALL-TIME RESULTS BY SEASON

1967 (13-1)

| Head Coach: John Rauch | | Result | Score | Attend |
|------------------------|----------------|--------|-------|---------|
| Sept. 10 | Denver | W | 51-0 | 25,423 |
| Sept. 17 | Boston | W | 35-7 | 26,289 |
| Oct. 1 | Kansas City | W | 23-21 | 50,268 |
| Oct. 7 | at N.Y. Jets | L | 14-27 | 63,106* |
| Oct. 15 | at Buffalo | W | 24-20 | 45,758 |
| Oct. 22 | at Boston | W | 48-14 | 25,057 |
| Oct. 29 | San Diego | W | 51-10 | 53,474 |
| Nov. 5 | at Denver | W | 21-17 | 29,043 |
| Nov. 19 | Miami | W | 31-17 | 37,295 |
| Nov. 23 | at Kansas City | W | 44-22 | 44,020 |
| Dec. 3 | at San Diego | W | 41-21 | 53,474 |
| Dec. 10 | at Houston | W | 19-7 | 36,375 |
| Dec. 17 | N.Y. Jets | W | 38-29 | 53,011 |
| Dec. 24 | Buffalo | W | 28-21 | 30,738 |

POSTSEASON (1-1)

| | | | | |
|---------|-------------------------------|---|-------|--------|
| Dec. 31 | Houston (AFL Championship) | W | 40-7 | 53,330 |
| Jan. 14 | Green Bay (SB II at Miami) | L | 14-33 | 75,546 |

1968 (12-2)

| Head Coach: John Rauch | | Result | Score | Attend |
|------------------------|----------------|--------|-------|---------|
| Sept. 15 | at Buffalo | W | 48-6 | 43,057 |
| Sept. 21 | at Miami | W | 47-21 | 30,021* |
| Sept. 29 | at Houston | W | 24-15 | 46,098 |
| Oct. 6 | Boston | W | 41-10 | 44,253 |
| Oct. 13 | San Diego | L | 14-23 | 53,257 |
| Oct. 20 | at Kansas City | L | 10-24 | 50,015 |
| Oct. 27 | Cincinnati | W | 31-10 | 37,083 |
| Nov. 3 | Kansas City | W | 38-21 | 53,357 |
| Nov. 10 | at Denver | W | 43-7 | 50,002 |
| Nov. 17 | N.Y. Jets | W | 43-32 | 53,118 |
| Nov. 24 | at Cincinnati | W | 34-0 | 27,116 |
| Nov. 28 | Buffalo | W | 13-10 | 39,883 |
| Dec. 8 | Denver | W | 33-27 | 47,754 |
| Dec. 15 | at San Diego | W | 34-27 | 40,698 |

POSTSEASON (1-1)

| | | | | |
|---------|------------------------------------|---|-------|--------|
| Dec. 22 | Kansas City (AFL Divisional) | W | 41-6 | 53,357 |
| Dec. 29 | at N.Y. Jets (AFL Championship) | L | 23-27 | 62,627 |

1969 (12-1-1)

| Head Coach: John Madden | | Result | Score | Attend |
|-------------------------|----------------|--------|-------|---------|
| Sept. 14 | Houston | W | 21-17 | 49,361 |
| Sept. 20 | Miami | W | 20-17 | 50,277* |
| Sept. 28 | at Boston | W | 38-23 | 19,069 |
| Oct. 4 | at Miami | T | 20-20 | 35,614* |
| Oct. 12 | at Denver | W | 24-14 | 49,511 |
| Oct. 19 | Buffalo | W | 50-21 | 54,418 |
| Oct. 26 | at San Diego | W | 24-12 | 54,008 |
| Nov. 2 | at Cincinnati | L | 17-31 | 27,927 |
| Nov. 9 | Denver | W | 41-10 | 54,416 |
| Nov. 16 | San Diego | W | 21-16 | 54,372 |
| Nov. 23 | at Kansas City | W | 27-24 | 51,982 |
| Nov. 30 | at N.Y. Jets | W | 27-14 | 63,865 |
| Dec. 7 | Cincinnati | W | 37-17 | 54,427 |
| Dec. 13 | Kansas City | W | 10-6 | 54,443 |

POSTSEASON (1-1)

| | | | | |
|---------|-----------------------------------|---|------|--------|
| Dec. 21 | Houston (AFL Divisional) | W | 56-7 | 53,539 |
| Jan. 4 | Kansas City (AFL Championship) | L | 7-17 | 54,544 |

1970 (8-4-2)

| Head Coach: John Madden | | Result | Score | Attend |
|-------------------------|----------------|--------|-------|---------|
| Sept. 20 | at Cincinnati | L | 21-31 | 56,616 |
| Sept. 27 | at San Diego | T | 27-27 | 42,109 |
| Oct. 3 | at Miami | L | 13-20 | 57,540* |
| Oct. 11 | Denver | W | 35-23 | 54,436 |
| Oct. 19 | Washington | W | 34-20 | 54,471* |
| Oct. 25 | Pittsburgh | W | 31-14 | 54,423 |
| Nov. 1 | at Kansas City | T | 17-17 | 51,334 |
| Nov. 8 | Cleveland | W | 23-20 | 54,463 |
| Nov. 15 | at Denver | W | 24-19 | 50,959 |
| Nov. 22 | San Diego | W | 20-17 | 54,594 |
| Nov. 26 | at Detroit | L | 14-28 | 56,597 |
| Dec. 6 | at N.Y. Jets | W | 14-13 | 62,905 |
| Dec. 12 | Kansas City | W | 20-6 | 54,496 |
| Dec. 20 | San Francisco | L | 7-38 | 54,535 |

POSTSEASON (1-1)

| | | | | |
|---------|------------------------------------|---|-------|--------|
| Dec. 27 | Miami (AFC Divisional) | W | 21-14 | 54,401 |
| Jan. 3 | at Baltimore (AFC Championship) | L | 17-27 | 56,368 |

1971 (8-4-2)

| Head Coach: John Madden | | Result | Score | Attend |
|-------------------------|----------------|--------|-------|---------|
| Sept. 19 | at New England | L | 6-20 | 55,405 |
| Sept. 26 | at San Diego | W | 34-0 | 54,084 |
| Oct. 4 | at Cleveland | W | 34-20 | 84,285* |
| Oct. 10 | at Denver | W | 27-16 | 51,200 |
| Oct. 17 | Philadelphia | W | 34-10 | 54,615 |
| Oct. 24 | Cincinnati | W | 31-27 | 54,699 |
| Oct. 31 | Kansas City | T | 20-20 | 54,715 |
| Nov. 7 | at New Orleans | T | 21-21 | 83,102 |
| Nov. 14 | Houston | W | 41-21 | 54,705 |
| Nov. 21 | San Diego | W | 34-33 | 54,681 |
| Nov. 28 | Baltimore | L | 14-37 | 54,689 |
| Dec. 5 | at Atlanta | L | 13-24 | 58,850 |
| Dec. 12 | at Kansas City | L | 14-16 | 51,215 |
| Dec. 19 | Denver | W | 21-13 | 54,651 |

1972 (10-3-1)

| Head Coach: John Madden | | Result | Score | Attend |
|-------------------------|----------------|--------|-------|---------|
| Sept. 17 | at Pittsburgh | L | 28-34 | 50,141 |
| Sept. 24 | at Green Bay | W | 20-14 | 56,263 |
| Oct. 1 | San Diego | T | 17-17 | 53,455 |
| Oct. 9 | at Houston | W | 34-0 | 51,378* |
| Oct. 15 | Buffalo | W | 28-16 | 53,501 |
| Oct. 22 | Denver | L | 23-30 | 53,551 |
| Oct. 29 | L.A. Rams | W | 45-17 | 54,660 |
| Nov. 5 | at Kansas City | L | 14-27 | 82,094 |
| Nov. 12 | at Cincinnati | W | 20-14 | 59,485 |
| Nov. 19 | at Denver | W | 37-20 | 51,656 |
| Nov. 26 | Kansas City | W | 26-3 | 54,801 |
| Dec. 3 | at San Diego | W | 21-19 | 54,611 |
| Dec. 11 | N.Y. Jets | W | 24-16 | 54,843* |
| Dec. 17 | Chicago | W | 28-21 | 54,711 |

POSTSEASON (0-1)

| | | | | |
|---------|-----------------------------------|---|------|--------|
| Dec. 23 | at Pittsburgh (AFC Divisional) | L | 7-13 | 50,350 |
|---------|-----------------------------------|---|------|--------|



John Madden

ALL-TIME RESULTS BY SEASON

1973 (9-4-1)

| Head Coach: John Madden | | Result | Score | Attend |
|-------------------------|------------------|--------|-------|---------|
| Sept. 16 | at Minnesota | L | 16-24 | 46,619 |
| Sept. 23 | Miami (Berkeley) | W | 12-7 | 74,121 |
| Sept. 30 | at Kansas City | L | 3-16 | 72,621 |
| Oct. 7 | at St. Louis | W | 17-10 | 49,051 |
| Oct. 14 | at San Diego | W | 27-17 | 52,630 |
| Oct. 22 | at Denver | T | 23-23 | 51,270* |
| Oct. 28 | at Baltimore | W | 34-21 | 59,008 |
| Nov. 4 | N.Y. Giants | W | 42-0 | 53,964 |
| Nov. 11 | Pittsburgh | L | 9-17 | 53,987 |
| Nov. 18 | Cleveland | L | 3-7 | 53,889 |
| Nov. 25 | San Diego | W | 31-3 | 53,562 |
| Dec. 2 | at Houston | W | 17-6 | 25,801 |
| Dec. 8 | Kansas City | W | 37-7 | 53,061 |
| Dec. 16 | Denver | W | 21-17 | 54,020 |

POSTSEASON (1-1)

| | | | | |
|---------|-----------------------------|---|-------|--------|
| Dec. 22 | Pittsburgh (AFC Divisional) | W | 33-14 | 53,662 |
| Dec. 30 | at Miami (AFC Championship) | L | 10-27 | 80,047 |

1974 (12-2)

| Head Coach: John Madden | | Result | Score | Attend |
|-------------------------|------------------|--------|-------|---------|
| Sept. 16 | at Buffalo | L | 20-21 | 80,020* |
| Sept. 22 | Kansas City | W | 27-7 | 52,471 |
| Sept. 29 | at Pittsburgh | W | 17-0 | 48,304 |
| Oct. 6 | at Cleveland | W | 40-24 | 69,907 |
| Oct. 13 | at San Diego | W | 14-10 | 40,539 |
| Oct. 20 | Cincinnati | W | 30-27 | 54,020 |
| Oct. 27 | at San Francisco | W | 35-24 | 61,385 |
| Nov. 3 | at Denver | W | 28-17 | 51,706 |
| Nov. 10 | Detroit | W | 35-13 | 54,020 |
| Nov. 17 | San Diego | W | 17-10 | 53,880 |
| Nov. 24 | Denver | L | 17-20 | 54,020 |
| Dec. 1 | New England | W | 41-26 | 54,020 |
| Dec. 8 | at Kansas City | W | 7-6 | 76,711 |
| Dec. 14 | Dallas | W | 27-23 | 54,020* |

POSTSEASON (1-1)

| | | | | |
|---------|-------------------------------|---|-------|--------|
| Dec. 21 | Miami (AFC Divisional) | W | 28-26 | 54,020 |
| Dec. 29 | Pittsburgh (AFC Championship) | L | 13-24 | 54,004 |

1975 (11-3)

| Head Coach: John Madden | | Result | Score | Attend |
|-------------------------|----------------|--------|------------|---------|
| Sept. 22 | at Miami | W | 31-21 | 78,744* |
| Sept. 28 | at Baltimore | W | 31-20 | 41,023 |
| Oct. 5 | at San Diego | W | 6-0 | 34,147 |
| Oct. 12 | at Kansas City | L | 10-42 | 63,870 |
| Oct. 19 | at Cincinnati | L | 10-14 | 56,058 |
| Oct. 26 | San Diego | W | 25-0 | 53,791 |
| Nov. 2 | at Denver | W | 42-17 | 52,868 |
| Nov. 9 | New Orleans | W | 48-10 | 53,764 |
| Nov. 16 | Cleveland | W | 38-17 | 53,944 |
| Nov. 23 | at Washington | W | 26-23 (OT) | 55,004 |
| Nov. 30 | Atlanta | W | 37-34 (OT) | 53,804 |
| Dec. 8 | Denver | W | 17-10 | 54,037* |
| Dec. 14 | Houston | L | 26-27 | 54,020 |
| Dec. 21 | Kansas City | W | 28-20 | 54,020 |

POSTSEASON (1-1)

| | | | | |
|---------|----------------------------------|---|-------|--------|
| Dec. 28 | Cincinnati (AFC Divisional) | W | 31-28 | 53,994 |
| Jan. 4 | at Pittsburgh (AFC Championship) | L | 10-16 | 49,103 |

1976 (13-1)

| Head Coach: John Madden | | Result | Score | Attend |
|-------------------------|-----------------|--------|-------|---------|
| Sept. 12 | Pittsburgh | W | 31-28 | 52,718 |
| Sept. 20 | at Kansas City | W | 24-21 | 63,225* |
| Sept. 26 | at Houston | W | 14-13 | 45,426 |
| Oct. 3 | at New England | L | 17-48 | 59,837 |
| Oct. 10 | at San Diego | W | 27-17 | 52,546 |
| Oct. 17 | at Denver | W | 17-10 | 63,532 |
| Oct. 24 | Green Bay | W | 18-14 | 53,751 |
| Oct. 31 | Denver | W | 19-6 | 53,805 |
| Nov. 7 | at Chicago | W | 28-27 | 57,359 |
| Nov. 14 | Kansas City | W | 21-10 | 53,795 |
| Nov. 21 | at Philadelphia | W | 26-7 | 65,990 |
| Nov. 28 | Tampa Bay | W | 49-16 | 53,249 |
| Dec. 6 | Cincinnati | W | 35-20 | 54,037* |
| Dec. 12 | San Diego | W | 24-0 | 53,658 |

POSTSEASON (3-0)

| | | | | |
|---------|-------------------------------|---|-------|---------|
| Dec. 18 | New England (AFC Divisional) | W | 24-21 | 54,037 |
| Dec. 26 | Pittsburgh (AFC Championship) | W | 24-7 | 53,821 |
| Jan. 9 | Minnesota (SB XI at Pasadena) | W | 32-14 | 103,424 |

1977 (11-3)

| Head Coach: John Madden | | Result | Score | Attend |
|-------------------------|----------------|--------|-------|---------|
| Sept. 18 | San Diego | W | 24-0 | 52,960 |
| Sept. 25 | at Pittsburgh | W | 16-7 | 50,398 |
| Oct. 3 | at Kansas City | W | 37-28 | 63,393* |
| Oct. 9 | at Cleveland | W | 26-10 | 81,503 |
| Oct. 16 | Denver | L | 7-30 | 54,598 |
| Oct. 23 | at N.Y. Jets | W | 28-27 | 60,359 |
| Oct. 30 | at Denver | W | 24-14 | 75,086 |
| Nov. 6 | Seattle | W | 44-7 | 54,027 |
| Nov. 13 | Houston | W | 34-29 | 54,598 |
| Nov. 20 | at San Diego | L | 7-12 | 52,127 |
| Nov. 28 | Buffalo | W | 34-13 | 54,598* |
| Dec. 4 | at L.A. Rams | L | 14-20 | 71,039 |
| Dec. 11 | Minnesota | W | 35-13 | 54,598 |
| Dec. 18 | Kansas City | W | 21-20 | 54,499 |

POSTSEASON (1-1)

| | | | | |
|---------|-------------------------------|---|-------------|--------|
| Dec. 24 | at Baltimore (AFC Divisional) | W | 37-31 (2OT) | 60,763 |
| Jan. 1 | at Denver (AFC Championship) | L | 17-20 | 75,044 |

1978 (9-7)

| Head Coach: John Madden | | Result | Score | Attend |
|-------------------------|----------------|--------|------------|---------|
| Sept. 3 | at Denver | L | 6-14 | 75,092 |
| Sept. 10 | at San Diego | W | 21-20 | 52,469 |
| Sept. 17 | at Green Bay | W | 28-3 | 56,212 |
| Sept. 24 | New England | L | 14-21 | 53,500* |
| Oct. 1 | at Chicago | W | 25-19 (OT) | 57,359 |
| Oct. 8 | Houston | W | 21-17 | 54,468 |
| Oct. 15 | Kansas City | W | 28-6 | 54,422 |
| Oct. 22 | at Seattle | L | 7-27 | 64,799 |
| Oct. 29 | San Diego | L | 23-27 | 54,599 |
| Nov. 5 | at Kansas City | W | 20-10 | 77,857 |
| Nov. 13 | at Cincinnati | W | 34-21 | 56,524* |
| Nov. 19 | Detroit | W | 29-17 | 54,422 |
| Nov. 26 | Seattle | L | 16-17 | 55,000 |
| Dec. 3 | Denver | L | 6-21 | 54,616* |
| Dec. 10 | at Miami | L | 6-23 | 75,419 |
| Dec. 17 | Minnesota | W | 27-20 | 54,599 |

ALL-TIME RESULTS BY SEASON

1979 (9-7)

| Head Coach: Tom Flores | | Result | Score | Attend |
|------------------------|----------------|--------|-------|---------|
| Sept. 2 | at L.A. Rams | W | 24-17 | 63,925 |
| Sept. 9 | at San Diego | L | 10-30 | 52,413 |
| Sept. 16 | at Seattle | L | 10-27 | 64,761 |
| Sept. 23 | at Kansas City | L | 7-35 | 69,308 |
| Sept. 30 | Denver | W | 27-3 | 54,599 |
| Oct. 8 | Miami | W | 13-3 | 54,600* |
| Oct. 14 | Atlanta | W | 50-19 | 54,446 |
| Oct. 21 | at N.Y. Jets | L | 19-28 | 60,372 |
| Oct. 25 | San Diego | W | 45-22 | 54,583* |
| Nov. 4 | San Francisco | W | 23-10 | 54,583 |
| Nov. 11 | at Houston | L | 17-31 | 54,383 |
| Nov. 18 | Kansas City | L | 21-24 | 54,583 |
| Nov. 25 | at Denver | W | 14-10 | 75,103 |
| Dec. 3 | at New Orleans | W | 42-35 | 71,323* |
| Dec. 9 | Cleveland | W | 19-14 | 54,583 |
| Dec. 16 | Seattle | L | 24-29 | 54,538 |

1980 (11-5)

| Head Coach: Tom Flores | | Result | Score | Attend |
|------------------------|-----------------|--------|------------|---------|
| Sept. 7 | at Kansas City | W | 27-14 | 57,055 |
| Sept. 14 | at San Diego | L | 24-30 (OT) | 52,675 |
| Sept. 21 | Washington | W | 24-21 | 47,335 |
| Sept. 28 | at Buffalo | L | 7-24 | 80,020 |
| Oct. 5 | Kansas City | L | 17-31 | 43,513 |
| Oct. 12 | San Diego | W | 38-24 | 49,009 |
| Oct. 20 | at Pittsburgh | W | 45-34 | 53,940* |
| Oct. 26 | Seattle | W | 33-14 | 51,141 |
| Nov. 2 | Miami | W | 16-10 | 48,473 |
| Nov. 9 | Cincinnati | W | 28-17 | 46,070 |
| Nov. 17 | at Seattle | W | 19-17 | 64,771* |
| Nov. 23 | at Philadelphia | L | 7-10 | 71,522 |
| Dec. 1 | Denver | W | 9-3 | 54,563 |
| Dec. 7 | Dallas | L | 13-19 | 54,578 |
| Dec. 14 | at Denver | W | 24-21 | 75,103 |
| Dec. 21 | at N.Y. Giants | W | 33-17 | 76,734 |

POSTSEASON (4-0)

| | | | | |
|---------|--|---|-------|--------|
| Dec. 28 | Houston (AFC Wild Card) | W | 27-7 | 54,539 |
| Jan. 4 | at Cleveland (AFC Divisional) | W | 14-12 | 79,473 |
| Jan. 11 | at San Diego (AFC Championship) | W | 34-27 | 52,675 |
| Jan. 25 | Philadelphia (SB XV at New Orleans) | W | 27-10 | 75,500 |

1981 (7-9)

| Head Coach: Tom Flores | | Result | Score | Attend |
|------------------------|----------------|--------|-------|---------|
| Sept. 6 | at Denver | L | 7-9 | 75,123 |
| Sept. 14 | at Minnesota | W | 36-10 | 48,446* |
| Sept. 20 | Seattle | W | 20-10 | 47,141 |
| Sept. 27 | at Detroit | L | 0-16 | 80,638 |
| Oct. 4 | Denver | L | 0-17 | 52,434 |
| Oct. 11 | at Kansas City | L | 0-27 | 77,992 |
| Oct. 18 | Tampa Bay | W | 18-16 | 44,811 |
| Oct. 25 | Kansas City | L | 17-28 | 45,783 |
| Nov. 1 | New England | W | 27-17 | 46,796 |
| Nov. 8 | at Houston | L | 16-17 | 53,465 |
| Nov. 15 | at Miami | W | 33-17 | 67,531 |
| Nov. 22 | San Diego | L | 21-55 | 54,568 |
| Nov. 29 | at Seattle | W | 32-31 | 64,750 |
| Dec. 7 | Pittsburgh | W | 30-27 | 54,555* |
| Dec. 13 | Chicago | L | 6-23 | 45,825 |
| Dec. 21 | at San Diego | L | 10-23 | 52,975* |

1982 (8-1)

| Head Coach: Tom Flores | | Result | Score | Attend |
|------------------------|------------------|--------|-------|---------|
| Sept. 12 | at San Francisco | W | 23-17 | 61,125 |
| Sept. 19 | at Atlanta | W | 38-14 | 59,719 |
| Nov. 22 | San Diego | W | 28-24 | 55,060* |
| Nov. 28 | at Cincinnati | L | 17-31 | 59,446 |
| Dec. 5 | Seattle | W | 28-23 | 52,250 |
| Dec. 12 | at Kansas City | W | 21-16 | 37,043 |
| Dec. 18 | L.A. Rams | W | 37-31 | 65,776 |
| Dec. 26 | Denver | W | 27-10 | 54,107 |
| Jan. 2 | at San Diego | W | 41-34 | 52,664 |

POSTSEASON (1-1)

| | | | | |
|---------|----------------------------------|---|-------|--------|
| Jan. 8 | Cleveland (AFC Playoff Rd. 1) | W | 27-10 | 57,246 |
| Jan. 15 | N.Y. Jets (AFC Playoff Rd. 2) | L | 14-17 | 90,688 |

1983 (12-4)

| Head Coach: Tom Flores | | Result | Score | Attend |
|------------------------|---------------|--------|-------|---------|
| Sept. 4 | at Cincinnati | W | 20-10 | 55,904 |
| Sept. 11 | Houston | W | 20-6 | 43,609 |
| Sept. 19 | Miami | W | 27-14 | 60,696* |
| Sept. 25 | at Denver | W | 22-7 | 75,103 |
| Oct. 2 | at Washington | L | 35-37 | 55,045 |
| Oct. 9 | Kansas City | W | 21-20 | 46,596 |
| Oct. 16 | at Seattle | L | 36-38 | 64,880 |
| Oct. 23 | at Dallas | W | 40-38 | 65,070* |
| Oct. 30 | Seattle | L | 21-34 | 54,562 |
| Nov. 13 | Denver | W | 22-20 | 57,562 |
| Nov. 20 | at Buffalo | W | 27-24 | 73,586 |
| Nov. 27 | N.Y. Giants | W | 27-12 | 49,103 |
| Dec. 1 | at San Diego | W | 42-10 | 49,956* |
| Dec. 11 | St. Louis | L | 24-34 | 43,869 |
| Dec. 18 | San Diego | W | 30-14 | 64,779 |

POSTSEASON (3-0)

| | | | | |
|---------|-----------------------------------|---|-------|--------|
| Jan. 1 | Pittsburgh (AFC Divisional) | W | 38-10 | 92,434 |
| Jan. 8 | Seattle (AFC Championship) | W | 30-14 | 92,335 |
| Jan. 22 | Washington (SB XVIII at Tampa) | W | 38-9 | 72,920 |



Tom Flores

ALL-TIME RESULTS BY SEASON

1984 (11-5)

| Head Coach: Tom Flores | | Result | Score | Attend |
|------------------------|----------------|--------|-------|---------|
| Sept. 2 | at Houston | W | 24-14 | 52,678 |
| Sept. 9 | Green Bay | W | 28-7 | 54,057 |
| Sept. 16 | at Kansas City | W | 22-20 | 77,260 |
| Sept. 24 | San Diego | W | 33-30 | 80,674* |
| Sept. 30 | at Denver | L | 13-16 | 75,100 |
| Oct. 7 | Seattle | W | 28-14 | 80,929 |
| Oct. 14 | Minnesota | W | 23-20 | 54,323 |
| Oct. 21 | at San Diego | W | 44-37 | 60,183 |
| Nov. 4 | at Chicago | L | 6-17 | 65,790 |
| Nov. 12 | at Seattle | L | 14-17 | 64,931* |
| Nov. 18 | Kansas City | W | 17-7 | 61,015 |
| Nov. 25 | Indianapolis | W | 21-7 | 49,423 |
| Dec. 2 | at Miami | W | 45-34 | 75,151 |
| Dec. 10 | at Detroit | W | 24-23 | 70,742* |
| Dec. 16 | Pittsburgh | L | 7-13 | 87,291 |

POSTSEASON (0-1)

| | | | | |
|---------|----------------------------|---|------|--------|
| Dec. 22 | at Seattle (AFC Wild Card) | L | 7-13 | 64,910 |
|---------|----------------------------|---|------|--------|

1985 (12-4)

| Head Coach: Tom Flores | | Result | Score | Attend |
|------------------------|----------------|--------|------------|---------|
| Sept. 8 | N.Y. Jets | W | 31-0 | 61,009 |
| Sept. 12 | at Kansas City | L | 20-36 | 74,359* |
| Sept. 22 | San Francisco | L | 10-34 | 92,487 |
| Sept. 29 | at New England | W | 35-20 | 60,793 |
| Oct. 6 | Kansas City | W | 19-10 | 61,409 |
| Oct. 13 | New Orleans | W | 23-13 | 56,269 |
| Oct. 20 | at Cleveland | W | 21-20 | 79,833 |
| Oct. 28 | San Diego | W | 34-21 | 72,022* |
| Nov. 3 | at Seattle | L | 3-33 | 64,924 |
| Nov. 10 | at San Diego | L | 34-40 (OT) | 60,142 |
| Nov. 17 | Cincinnati | W | 13-6 | 59,012 |
| Nov. 24 | Denver | W | 31-28 (OT) | 79,039 |
| Dec. 1 | at Atlanta | W | 34-24 | 44,712 |
| Dec. 8 | at Denver | W | 17-14 (OT) | 75,100 |
| Dec. 15 | Seattle | W | 13-3 | 81,201 |
| Dec. 23 | at L.A. Rams | W | 16-6 | 68,904* |

POSTSEASON (0-1)

| | | | | |
|--------|------------------------------|---|-------|--------|
| Jan. 5 | New England (AFC Divisional) | L | 20-27 | 89,289 |
|--------|------------------------------|---|-------|--------|

1986 (8-8)

| Head Coach: Tom Flores | | Result | Score | Attend |
|------------------------|----------------|--------|------------|---------|
| Sept. 7 | at Denver | L | 36-38 | 75,898 |
| Sept. 14 | at Washington | L | 6-10 | 55,622 |
| Sept. 21 | N.Y. Giants | L | 9-14 | 73,318 |
| Sept. 28 | San Diego | W | 17-13 | 67,147 |
| Oct. 5 | at Kansas City | W | 24-17 | 78,671 |
| Oct. 12 | Seattle | W | 14-10 | 73,055 |
| Oct. 19 | at Miami | W | 30-28 | 75,284 |
| Oct. 26 | at Houston | W | 28-17 | 46,459 |
| Nov. 2 | Denver | L | 10-21 | 92,496 |
| Nov. 9 | at Dallas | W | 17-13 | 63,147 |
| Nov. 16 | Cleveland | W | 27-14 | 70,030 |
| Nov. 20 | at San Diego | W | 37-31 (OT) | 60,692* |
| Nov. 30 | Philadelphia | L | 27-33 (OT) | 60,117 |
| Dec. 8 | at Seattle | L | 0-37 | 64,944* |
| Dec. 14 | Kansas City | L | 17-20 | 68,771 |
| Dec. 21 | Indianapolis | L | 24-30 | 55,147 |

1987 (5-10)

| Head Coach: Tom Flores | | Result | Score | Attend |
|------------------------|----------------|--------|-------|---------|
| Sept. 13 | at Green Bay | W | 20-0 | 56,999 |
| Sept. 20 | Detroit | W | 27-7 | 52,105 |
| Oct. 4 | Kansas City | W | 35-17 | 26,645 |
| Oct. 12 | at Denver | L | 14-30 | 63,452* |
| Oct. 18 | San Diego | L | 17-23 | 34,807 |
| Oct. 25 | Seattle | L | 13-35 | 59,010 |
| Nov. 1 | at New England | L | 23-26 | 61,000 |
| Nov. 8 | at Minnesota | L | 20-31 | 63,208 |
| Nov. 15 | at San Diego | L | 14-16 | 61,970* |
| Nov. 22 | Denver | L | 17-23 | 68,116 |
| Nov. 30 | at Seattle | W | 37-14 | 64,640* |
| Dec. 6 | Buffalo | W | 34-21 | 52,100 |
| Dec. 13 | at Kansas City | L | 10-16 | 70,219 |
| Dec. 20 | Cleveland | L | 17-24 | 51,019 |
| Dec. 27 | Chicago | L | 3-6 | 86,011 |

1988 (7-9)

| Head Coach: Mike Shanahan | | Result | Score | Attend |
|---------------------------|------------------|--------|------------|---------|
| Sept. 4 | San Diego | W | 24-13 | 45,171 |
| Sept. 11 | at Houston | L | 35-38 | 47,305 |
| Sept. 18 | L.A. Rams | L | 17-22 | 86,027 |
| Sept. 26 | at Denver | W | 30-27 (OT) | 76,180* |
| Oct. 2 | Cincinnati | L | 21-45 | 45,584 |
| Oct. 9 | Miami | L | 14-24 | 55,178 |
| Oct. 16 | at Kansas City | W | 27-17 | 78,516 |
| Oct. 23 | at New Orleans | L | 6-20 | 69,134 |
| Oct. 30 | Kansas City | W | 17-10 | 44,032 |
| Nov. 6 | at San Diego | W | 13-3 | 60,786* |
| Nov. 13 | at San Francisco | W | 9-3 | 64,523 |
| Nov. 20 | Atlanta | L | 6-12 | 48,108 |
| Nov. 28 | at Seattle | L | 27-35 | 64,627* |
| Dec. 4 | Denver | W | 21-20 | 69,201 |
| Dec. 11 | at Buffalo | L | 21-37 | 80,217 |
| Dec. 18 | Seattle | L | 37-43 | 66,540 |

1989 (8-8)

| Head Coach: Shanahan/Shell | | Result | Score | Attend |
|----------------------------|-----------------|--------|------------|---------|
| Sept. 10 | San Diego | W | 40-14 | 43,086 |
| Sept. 17 | at Kansas City | L | 19-24 | 77,649 |
| Sept. 24 | at Denver | L | 21-31 | 76,055 |
| Oct. 1 | Seattle | L | 20-24 | 48,002 |
| Oct. 9 | at N.Y. Jets | W | 14-7 | 76,891* |
| Oct. 15 | Kansas City | W | 20-14 | 44,131 |
| Oct. 22 | at Philadelphia | L | 7-10 | 66,883 |
| Oct. 29 | Washington | W | 37-24 | 56,763 |
| Nov. 5 | Cincinnati | W | 28-7 | 54,241 |
| Nov. 12 | at San Diego | L | 12-14 | 62,257* |
| Nov. 19 | at Houston | L | 7-23 | 61,824 |
| Nov. 26 | New England | W | 24-21 | 41,349 |
| Dec. 3 | Denver | W | 16-13 (OT) | 90,016 |
| Dec. 10 | Phoenix | W | 16-14 | 46,053 |
| Dec. 17 | at Seattle | L | 17-23 | 64,632* |
| Dec. 24 | at N.Y. Giants | L | 17-34 | 77,073 |

NOTE -- Shanahan served as head coach for first four games before Shell replaced him.

ALL-TIME RESULTS BY SEASON

1990 (12-4)

| Head Coach: Art Shell | | | |
|-----------------------|----------------|-------|---------------|
| | Result | Score | Attend |
| Sept. 9 | Denver | W | 14-9 55,684 |
| Sept. 16 | at Seattle | W | 17-13 64,531 |
| Sept. 23 | Pittsburgh | W | 20-3 51,063 |
| Sept. 30 | Chicago | W | 24-10 81,237 |
| Oct. 7 | at Buffalo | L | 24-38 80,332* |
| Oct. 14 | Seattle | W | 24-17 51,101 |
| Oct. 21 | at San Diego | W | 24-9 62,565 |
| Nov. 4 | at Kansas City | L | 7-9 77,937 |
| Nov. 11 | Green Bay | L | 16-29 52,638 |
| Nov. 19 | at Miami | W | 13-10 72,393* |
| Nov. 25 | Kansas City | L | 24-27 65,303 |
| Dec. 2 | at Denver | W | 23-20 76,109 |
| Dec. 10 | at Detroit | W | 38-31 80,066* |
| Dec. 16 | Cincinnati | W | 24-7 55,110 |
| Dec. 22 | at Minnesota | W | 28-24 63,314 |
| Dec. 30 | San Diego | W | 17-12 64,445 |

POSTSEASON (1-1)

| | | | |
|---------|-------------------------------|---|--------------|
| Jan. 13 | Cincinnati (AFC Divisional) | W | 20-10 92,488 |
| Jan. 20 | at Buffalo (AFC Championship) | L | 3-51 80,632 |



Art Shell

1991 (9-7)

| Head Coach: Art Shell | | | |
|-----------------------|----------------|-------|--------------------|
| | Result | Score | Attend |
| Sept. 1 | at Houston | L | 17-47 62,425 |
| Sept. 8 | Denver | W | 16-13 50,812 |
| Sept. 15 | Indianapolis | W | 16-0 42,008 |
| Sept. 22 | at Atlanta | L | 17-21 59,241 |
| Sept. 29 | San Francisco | W | 12-6 92,488 |
| Oct. 6 | San Diego | L | 13-21 46,029 |
| Oct. 13 | at Seattle | W | 23-20 (OT) 64,605* |
| Oct. 20 | L.A. Rams | W | 20-17 86,203 |
| Oct. 28 | at Kansas City | L | 21-24 77,870* |
| Nov. 10 | at Denver | W | 17-16 76,087 |
| Nov. 17 | Seattle | W | 31-7 50,302 |
| Nov. 24 | at Cincinnati | W | 38-14 60,046 |
| Dec. 1 | at San Diego | W | 9-7 61,610* |
| Dec. 8 | Buffalo | L | 27-30 (OT) 86,746 |
| Dec. 16 | at New Orleans | L | 0-27 68,625* |
| Dec. 22 | Kansas City | L | 21-27 67,012 |

POSTSEASON (0-1)

| | | | |
|---------|--------------------------------|---|-------------|
| Dec. 28 | at Kansas City (AFC Wild Card) | L | 6-10 77,191 |
|---------|--------------------------------|---|-------------|

1992 (7-9)

| Head Coach: Art Shell | | | |
|-----------------------|-----------------|-------|-------------------|
| | Result | Score | Attend |
| Sept. 6 | at Denver | L | 13-17 75,758* |
| Sept. 13 | at Cincinnati | L | 21-24 (OT) 58,445 |
| Sept. 20 | Cleveland | L | 16-28 48,537 |
| Sept. 28 | at Kansas City | L | 7-27 77,622* |
| Oct. 4 | N.Y. Giants | W | 13-10 43,103 |
| Oct. 11 | Buffalo | W | 20-3 53,017 |
| Oct. 18 | at Seattle | W | 19-0 65,896 |
| Oct. 25 | Dallas | L | 13-28 92,488 |
| Nov. 8 | at Philadelphia | L | 10-31 66,726 |
| Nov. 15 | Seattle | W | 20-3 58,564 |
| Nov. 22 | Denver | W | 24-0 50,129 |
| Nov. 29 | at San Diego | L | 3-27 62,350 |
| Dec. 6 | Kansas City | W | 28-7 45,227 |
| Dec. 14 | at Miami | L | 7-20 72,220* |
| Dec. 20 | San Diego | L | 14-36 40,430 |
| Dec. 26 | at Washington | W | 21-20 56,454 |

1993 (10-6)

| Head Coach: Art Shell | | | |
|-----------------------|----------------|-------|-------------------|
| | Result | Score | Attend |
| Sept. 5 | Minnesota | W | 24-7 45,136 |
| Sept. 12 | at Seattle | W | 17-13 65,639* |
| Sept. 19 | Cleveland | L | 16-19 49,101 |
| Oct. 3 | at Kansas City | L | 9-24 78,263 |
| Oct. 10 | N.Y. Jets | W | 24-20 42,156 |
| Oct. 18 | at Denver | W | 23-20 75,937* |
| Oct. 31 | San Diego | L | 23-30 46,090 |
| Nov. 7 | at Chicago | W | 16-14 66,950 |
| Nov. 14 | Kansas City | L | 20-31 67,800 |
| Nov. 21 | at San Diego | W | 12-7 63,059 |
| Nov. 28 | at Cincinnati | L | 10-16 59,305 |
| Dec. 5 | at Buffalo | W | 25-24 79,680 |
| Dec. 12 | Seattle | W | 27-23 38,540 |
| Dec. 19 | Tampa Bay | W | 27-20 42,453 |
| Dec. 26 | at Green Bay | L | 0-28 59,507 |
| Jan. 2 | Denver | W | 33-30 (OT) 67,800 |

POSTSEASON (1-1)

| | | | |
|---------|-----------------------------|---|--------------|
| Jan. 9 | Denver (AFC Wild Card) | W | 42-24 67,800 |
| Jan. 15 | at Buffalo (AFC Divisional) | L | 23-29 80,290 |

1994 (9-7)

| Head Coach: Art Shell | | | |
|-----------------------|------------------|-------|-------------------|
| | Result | Score | Attend |
| Sept. 5 | at San Francisco | L | 14-44 69,357* |
| Sept. 11 | Seattle | L | 9-38 48,040 |
| Sept. 18 | at Denver | W | 48-16 75,959 |
| Sept. 25 | San Diego | L | 24-26 56,037 |
| Oct. 9 | at New England | W | 21-17 60,992 |
| Oct. 16 | at Miami | L | 17-20 (OT) 74,207 |
| Oct. 23 | Atlanta | W | 30-17 43,190 |
| Oct. 30 | Houston | W | 17-14 43,221 |
| Nov. 6 | at Kansas City | L | 3-13 79,450* |
| Nov. 13 | at L.A. Rams | W | 20-17 68,899 |
| Nov. 20 | New Orleans | W | 24-19 43,080 |
| Nov. 27 | Pittsburgh | L | 3-21 60,399 |
| Dec. 5 | at San Diego | W | 24-17 63,604* |
| Dec. 11 | Denver | W | 23-13 60,146 |
| Dec. 18 | at Seattle | W | 17-16 65,991* |
| Dec. 24 | Kansas City | L | 9-19 67,642 |

ALL-TIME RESULTS BY SEASON

1995 (8-8)

Head Coach: Mike White

| | Result | Score | Attend |
|----------|----------------|--------------|---------|
| Sept. 3 | San Diego | W 17-7 | 50,323 |
| Sept. 10 | at Washington | W 20-8 | 56,454 |
| Sept. 17 | at Kansas City | L 17-23 (OT) | 79,359 |
| Sept. 24 | Philadelphia | W 48-17 | 50,101 |
| Oct. 1 | at N.Y. Jets | W 47-10 | 77,716* |
| Oct. 8 | Seattle | W 34-14 | 50,732 |
| Oct. 16 | at Denver | L 0-27 | 75,964* |
| Oct. 22 | Indianapolis | W 30-17 | 54,444 |
| Nov. 5 | at Cincinnati | W 20-17 | 59,864 |
| Nov. 12 | at N.Y. Giants | W 17-13 | 78,005 |
| Nov. 19 | Dallas | L 21-34 | 54,444 |
| Nov. 27 | at San Diego | L 6-12 | 63,177* |
| Dec. 3 | Kansas City | L 23-29 | 54,444 |
| Dec. 10 | Pittsburgh | L 10-29 | 54,444 |
| Dec. 17 | at Seattle | L 10-44 | 66,127* |
| Dec. 24 | Denver | L 28-31 | 54,444 |

1998 (8-8)

Head Coach: Jon Gruden

| | Result | Score | Attend |
|----------|----------------|---------|---------|
| Sept. 6 | at Kansas City | L 8-28 | 79,765* |
| Sept. 13 | N.Y. Giants | W 20-17 | 40,545 |
| Sept. 20 | Denver | L 17-34 | 56,578 |
| Sept. 27 | at Dallas | W 13-12 | 63,544 |
| Oct. 4 | at Arizona | W 23-20 | 53,240 |
| Oct. 11 | San Diego | W 7-6 | 42,467 |
| Oct. 25 | Cincinnati | W 27-10 | 40,089 |
| Nov. 1 | at Seattle | W 31-18 | 66,246* |
| Nov. 8 | at Baltimore | L 10-13 | 69,037 |
| Nov. 15 | Seattle | W 20-17 | 51,527 |
| Nov. 22 | at Denver | L 14-40 | 75,931 |
| Nov. 29 | Washington | L 19-29 | 41,409 |
| Dec. 6 | Miami | L 17-27 | 61,254 |
| Dec. 13 | at Buffalo | L 21-44 | 62,002 |
| Dec. 20 | at San Diego | W 17-10 | 60,716 |
| Dec. 26 | Kansas City | L 24-31 | 52,679 |

1996 (7-9)

Head Coach: Mike White

| | Result | Score | Attend |
|----------|----------------|--------------|---------|
| Sept. 1 | at Baltimore | L 14-19 | 64,496 |
| Sept. 8 | at Kansas City | L 3-19 | 79,523 |
| Sept. 15 | Jacksonville | W 17-3 | 46,433 |
| Sept. 22 | San Diego | L 34-40 | 49,249 |
| Sept. 29 | at Chicago | L 17-19 | 66,944 |
| Oct. 6 | at N.Y. Jets | W 34-13 | 77,716 |
| Oct. 13 | Detroit | W 37-21 | 50,125 |
| Oct. 21 | at San Diego | W 23-14 | 62,583* |
| Nov. 4 | Denver | L 21-22 | 61,656* |
| Nov. 10 | at Tampa Bay | L 17-20 (OT) | 46,300 |
| Nov. 17 | Minnesota | L 13-16 (OT) | 47,175* |
| Nov. 24 | at Seattle | W 27-21 | 55,057 |
| Dec. 1 | Miami | W 17-7 | 61,436 |
| Dec. 9 | Kansas City | W 26-7 | 61,587* |
| Dec. 15 | at Denver | L 19-24 | 75,896 |
| Dec. 22 | Seattle | L 21-28 | 47,357 |

1999 (8-8)

Head Coach: Jon Gruden

| | Result | Score | Attend |
|----------|----------------|--------------|---------|
| Sept. 12 | at Green Bay | L 24-28 | 59,872 |
| Sept. 19 | at Minnesota | W 22-17 | 64,080 |
| Sept. 26 | Chicago | W 24-17 | 50,458 |
| Oct. 3 | at Seattle | L 21-22 | 66,400* |
| Oct. 10 | Denver | L 13-16 | 55,704 |
| Oct. 17 | at Buffalo | W 20-14 | 71,113 |
| Oct. 24 | N.Y. Jets | W 24-23 | 47,326 |
| Oct. 31 | Miami | L 9-16 | 61,556 |
| Nov. 14 | San Diego | W 28-9 | 43,353 |
| Nov. 22 | at Denver | L 21-27 (OT) | 70,012* |
| Nov. 28 | Kansas City | L 34-37 | 48,632 |
| Dec. 5 | Seattle | W 30-21 | 44,716 |
| Dec. 9 | at Tennessee | L 14-21 | 66,357* |
| Dec. 19 | Tampa Bay | W 45-0 | 46,395 |
| Dec. 26 | at San Diego | L 20-23 | 63,846 |
| Jan. 2 | at Kansas City | W 41-38 (OT) | 79,026 |

1997 (4-12)

Head Coach: Joe Bugel

| | Result | Score | Attend |
|----------|----------------|--------------|---------|
| Aug. 31 | at Tennessee | L 21-24 (OT) | 30,171 |
| Sept. 8 | Kansas City | L 27-28 | 61,523* |
| Sept. 14 | at Atlanta | W 36-31 | 47,922 |
| Sept. 21 | at N.Y. Jets | L 22-23 | 77,716 |
| Sept. 28 | St. Louis | W 35-17 | 42,506 |
| Oct. 5 | San Diego | L 10-25 | 43,648 |
| Oct. 19 | Denver | W 28-25 | 57,006 |
| Oct. 26 | at Seattle | L 34-45 | 66,624 |
| Nov. 2 | at Carolina | L 14-38 | 71,064 |
| Nov. 9 | New Orleans | L 10-13 | 40,091 |
| Nov. 16 | at San Diego | W 38-13 | 65,714* |
| Nov. 24 | at Denver | L 3-31 | 75,953* |
| Nov. 30 | Miami | L 16-34 | 50,569 |
| Dec. 7 | at Kansas City | L 0-30 | 79,818 |
| Dec. 14 | Seattle | L 21-22 | 40,124 |
| Dec. 21 | Jacksonville | L 9-20 | 40,032 |



Jon Gruden

ALL-TIME RESULTS BY SEASON

2000 (12-4)

| Head Coach: Jon Gruden | Result | Score | Attend |
|------------------------|------------------|--------------|---------|
| Sept. 3 | San Diego | W 9-6 | 56,373 |
| Sept. 10 | at Indianapolis | W 38-31 | 56,769 |
| Sept. 17 | Denver | L 24-33 | 62,078 |
| Sept. 24 | Cleveland | W 36-10 | 45,702 |
| Oct. 8 | at San Francisco | W 34-28 (OT) | 68,344 |
| Oct. 15 | at Kansas City | W 20-17 | 79,025 |
| Oct. 22 | Seattle | W 31-3 | 57,490 |
| Oct. 29 | at San Diego | W 15-13 | 66,659* |
| Nov. 5 | Kansas City | W 49-31 | 62,428 |
| Nov. 13 | at Denver | L 24-27 | 75,951* |
| Nov. 19 | at New Orleans | W 31-22 | 64,900 |
| Nov. 26 | Atlanta | W 41-14 | 55,175 |
| Dec. 3 | at Pittsburgh | L 20-21 | 55,811 |
| Dec. 10 | N.Y. Jets | W 31-7 | 62,632* |
| Dec. 16 | at Seattle | L 24-27 | 68,681 |
| Dec. 24 | Carolina | W 52-9 | 60,637 |

POSTSEASON (1-1)

| | | | |
|---------|--------------------|---|-------------|
| Jan. 6 | Miami | | |
| | (AFC Divisional) | W | 27-0 61,998 |
| Jan. 14 | Baltimore | | |
| | (AFC Championship) | L | 3-16 62,784 |

2001 (10-6)

| Head Coach: Jon Gruden | Result | Score | Attend |
|------------------------|-----------------|--------------|---------|
| Sept. 9 | at Kansas City | W 27-24 | 78,844 |
| Sept. 23 | at Miami | L 15-18 | 73,404 |
| Sept. 30 | Seattle | W 38-14 | 54,629 |
| Oct. 7 | Dallas | W 28-21 | 61,535 |
| Oct. 14 | at Indianapolis | W 23-18 | 56,972* |
| Oct. 28 | at Philadelphia | W 20-10 | 65,342 |
| Nov. 5 | Denver | W 38-28 | 62,637* |
| Nov. 11 | at Seattle | L 27-34 | 67,231* |
| Nov. 18 | San Diego | W 34-24 | 61,960 |
| Nov. 25 | at N.Y. Giants | W 28-10 | 78,756 |
| Dec. 2 | Arizona | L 31-34 (OT) | 46,601 |
| Dec. 9 | Kansas City | W 28-26 | 60,784 |
| Dec. 15 | at San Diego | W 13-6 | 67,349* |
| Dec. 22 | Tennessee | L 10-13 | 61,934* |
| Dec. 30 | at Denver | L 17-23 | 75,582 |
| Jan. 6 | N.Y. Jets | L 22-24 | 62,011 |

POSTSEASON (1-1)

| | | | |
|---------|------------------|---|-------------------|
| Jan. 12 | N.Y. Jets | | |
| | (AFC Wild Card) | W | 38-24 61,503 |
| Jan. 19 | at New England | | |
| | (AFC Divisional) | L | 13-16 (OT) 60,292 |

2002 (11-5)

| Head Coach: Bill Callahan | Result | Score | Attend |
|---------------------------|----------------|--------------|---------|
| Sept. 8 | Seattle | W 31-17 | 53,260 |
| Sept. 15 | at Pittsburgh | W 30-17 | 62,260* |
| Sept. 29 | Tennessee | W 52-25 | 58,719 |
| Oct. 6 | at Buffalo | W 49-31 | 73,038 |
| Oct. 13 | at St. Louis | L 13-28 | 66,070 |
| Oct. 20 | San Diego | L 21-27 (OT) | 60,974 |
| Oct. 27 | at Kansas City | L 10-20 | 78,685 |
| Nov. 3 | San Francisco | L 20-23 (OT) | 62,660 |
| Nov. 11 | at Denver | W 34-10 | 76,643* |
| Nov. 17 | New England | W 27-20 | 62,552* |
| Nov. 24 | at Arizona | W 41-20 | 58,814 |
| Dec. 2 | N.Y. Jets | W 26-20 | 62,257* |
| Dec. 8 | at San Diego | W 27-7 | 67,968 |
| Dec. 15 | at Miami | L 17-23 | 73,572 |
| Dec. 22 | Denver | W 28-16 | 62,592 |
| Dec. 28 | Kansas City | W 24-0 | 62,078 |

POSTSEASON (2-1)

| | | | |
|---------|--------------------------|---|--------------|
| Jan. 12 | N.Y. Jets | | |
| | (AFC Divisional) | W | 30-10 62,207 |
| Jan. 19 | Tennessee | | |
| | (AFC Championship) | W | 41-24 62,544 |
| Jan. 26 | Tampa Bay | | |
| | (SB XXXVII at San Diego) | L | 21-48 67,603 |

2003 (4-12)

| Head Coach: Bill Callahan | Result | Score | Attend |
|---------------------------|----------------|--------------|---------|
| Sept. 7 | at Tennessee | L 20-25 | 68,809* |
| Sept. 14 | Cincinnati | W 23-20 | 50,135 |
| Sept. 22 | at Denver | L 10-31 | 76,753* |
| Sept. 28 | San Diego | W 34-31 (OT) | 54,078 |
| Oct. 5 | at Chicago | L 21-24 | 61,099 |
| Oct. 12 | at Cleveland | L 7-13 | 73,318 |
| Oct. 20 | Kansas City | L 10-17 | 62,391* |
| Nov. 2 | at Detroit | L 13-23 | 61,561 |
| Nov. 9 | N.Y. Jets | L 24-27 (OT) | 51,909 |
| Nov. 16 | Minnesota | W 28-18 | 56,653 |
| Nov. 23 | at Kansas City | L 24-27 | 78,889 |
| Nov. 30 | Denver | L 8-22 | 57,201 |
| Dec. 7 | at Pittsburgh | L 7-27 | 53,079 |
| Dec. 14 | Baltimore | W 20-12 | 45,398 |
| Dec. 22 | Green Bay | L 7-41 | 62,298* |
| Dec. 28 | at San Diego | L 14-21 | 62,222 |

2004 (5-11)

| Head Coach: Norv Turner | Result | Score | Attend |
|-------------------------|-----------------|---------|---------|
| Sept. 12 | at Pittsburgh | L 21-24 | 60,147 |
| Sept. 19 | Buffalo | W 13-10 | 53,610 |
| Sept. 26 | Tampa Bay | W 30-20 | 60,874* |
| Oct. 3 | at Houston | L 17-30 | 70,741 |
| Oct. 10 | at Indianapolis | L 14-35 | 57,230 |
| Oct. 17 | Denver | L 3-31 | 62,507 |
| Oct. 24 | New Orleans | L 26-31 | 45,337 |
| Oct. 31 | at San Diego | L 14-42 | 66,210 |
| Nov. 7 | at Carolina | W 27-24 | 73,518 |
| Nov. 21 | San Diego | L 17-23 | 46,905 |
| Nov. 28 | at Denver | W 25-24 | 75,936* |
| Dec. 5 | Kansas City | L 27-34 | 51,292 |
| Dec. 12 | at Atlanta | L 10-35 | 70,616 |
| Dec. 19 | Tennessee | W 40-35 | 44,299 |
| Dec. 25 | at Kansas City | L 30-31 | 77,289 |
| Jan. 2 | Jacksonville | L 6-13 | 41,112 |

2005 (4-12)

| Head Coach: Norv Turner | Result | Score | Attend |
|-------------------------|-----------------|---------|---------|
| Sept. 8 | at New England | L 20-30 | 68,756* |
| Sept. 18 | Kansas City | L 17-23 | 62,273* |
| Sept. 25 | at Philadelphia | L 20-23 | 67,735 |
| Oct. 2 | Dallas | W 19-13 | 62,400 |
| Oct. 16 | San Diego | L 14-27 | 52,666 |
| Oct. 23 | Buffalo | W 38-17 | 42,779 |
| Oct. 30 | at Tennessee | W 34-25 | 69,149 |
| Nov. 6 | at Kansas City | L 23-27 | 79,033 |
| Nov. 13 | Denver | L 17-31 | 62,779 |
| Nov. 20 | at Washington | W 16-13 | 90,129 |
| Nov. 27 | Miami | L 21-33 | 49,097 |
| Dec. 4 | at San Diego | L 10-34 | 66,436* |
| Dec. 11 | at N.Y. Jets | L 10-26 | 77,561 |
| Dec. 18 | Cleveland | L 7-9 | 41,862 |
| Dec. 24 | at Denver | L 3-22 | 76,212 |
| Dec. 31 | N.Y. Giants | L 21-30 | 44,594* |

ALL-TIME RESULTS BY SEASON

2006 (2-14)

| Head Coach: Art Shell | | Result | Score | Attend |
|-----------------------|------------------|--------|-------|---------|
| Sept. 11 | San Diego | L | 0-27 | 62,578* |
| Sept. 17 | at Baltimore | L | 6-28 | 70,744 |
| Oct. 1 | Cleveland | L | 21-24 | 61,426 |
| Oct. 8 | at San Francisco | L | 20-34 | 68,368 |
| Oct. 15 | at Denver | L | 3-13 | 76,691* |
| Oct. 22 | Arizona | W | 22-9 | 61,595 |
| Oct. 29 | Pittsburgh | W | 20-13 | 62,385 |
| Nov. 6 | at Seattle | L | 0-16 | 67,816* |
| Nov. 12 | Denver | L | 13-17 | 62,094 |
| Nov. 19 | at Kansas City | L | 13-17 | 78,097 |
| Nov. 26 | at San Diego | L | 14-21 | 66,105 |
| Dec. 3 | Houston | L | 14-23 | 46,276 |
| Dec. 10 | at Cincinnati | L | 10-27 | 65,882 |
| Dec. 17 | St. Louis | L | 0-20 | 50,164 |
| Dec. 23 | Kansas City | L | 9-20 | 61,446* |
| Dec. 31 | at N.Y. Jets | L | 3-23 | 78,039 |

2007 (4-12)

| Head Coach: Lane Kiffin | | Result | Score | Attend |
|-------------------------|-----------------|--------|------------|--------|
| Sept. 9 | Detroit | L | 21-36 | 61,547 |
| Sept. 16 | at Denver | L | 20-23 (OT) | 76,784 |
| Sept. 23 | Cleveland | W | 26-24 | 51,075 |
| Sept. 30 | at Miami | W | 35-17 | 70,621 |
| Oct. 14 | at San Diego | L | 14-28 | 67,523 |
| Oct. 21 | Kansas City | L | 10-12 | 62,240 |
| Oct. 28 | at Tennessee | L | 9-13 | 69,143 |
| Nov. 4 | Houston | L | 17-24 | 49,603 |
| Nov. 11 | Chicago | L | 6-17 | 62,715 |
| Nov. 18 | at Minnesota | L | 22-29 | 62,960 |
| Nov. 25 | at Kansas City | W | 20-17 | 76,210 |
| Dec. 2 | Denver | W | 34-20 | 61,990 |
| Dec. 9 | at Green Bay | L | 7-38 | 70,828 |
| Dec. 16 | Indianapolis | L | 14-21 | 62,000 |
| Dec. 23 | at Jacksonville | L | 11-49 | 66,905 |
| Dec. 30 | San Diego | L | 17-30 | 61,706 |

2008 (5-11)

| Head Coach: Kiffin/Cable | | Result | Score | Attend |
|--------------------------|----------------|--------|------------|---------|
| Sept. 8 | Denver | L | 14-41 | 62,762* |
| Sept. 14 | at Kansas City | W | 23-8 | 74,480 |
| Sept. 21 | at Buffalo | L | 23-24 | 71,297 |
| Sept. 28 | San Diego | L | 18-28 | 61,808 |
| Oct. 12 | at New Orleans | L | 3-34 | 70,068 |
| Oct. 19 | N.Y. Jets | W | 16-13 (OT) | 61,901 |
| Oct. 26 | at Baltimore | L | 10-29 | 71,254 |
| Nov. 2 | Atlanta | L | 0-24 | 61,196 |
| Nov. 9 | Carolina | L | 6-17 | 47,888 |
| Nov. 16 | at Miami | L | 15-17 | 65,113 |
| Nov. 23 | at Denver | W | 31-10 | 76,067 |
| Nov. 30 | Kansas City | L | 13-20 | 61,379 |
| Dec. 4 | at San Diego | L | 7-34 | 68,097* |
| Dec. 14 | New England | L | 26-49 | 62,179 |
| Dec. 21 | Houston | W | 27-16 | 43,687 |
| Dec. 28 | at Tampa Bay | W | 31-24 | 64,847 |

NOTE – Kiffin served as head coach for first four games before Cable replaced him.

2009 (5-11)

| Head Coach: Tom Cable | | Result | Score | Attend |
|-----------------------|----------------|--------|-------|---------|
| Sept. 14 | San Diego | L | 20-24 | 61,940* |
| Sept. 20 | at Kansas City | W | 13-10 | 69,169 |
| Sept. 27 | Denver | L | 3-23 | 45,602 |
| Oct. 4 | at Houston | L | 6-29 | 70,291 |
| Oct. 11 | at N.Y. Giants | L | 7-44 | 79,012 |
| Oct. 18 | Philadelphia | W | 13-9 | 49,642 |
| Oct. 25 | N.Y. Jets | L | 0-38 | 39,354 |
| Nov. 1 | at San Diego | L | 16-24 | 67,016 |
| Nov. 15 | Kansas City | L | 10-16 | 40,720 |
| Nov. 22 | Cincinnati | W | 20-17 | 34,112 |
| Nov. 26 | at Dallas | L | 7-24 | 83,489 |
| Dec. 6 | at Pittsburgh | W | 27-24 | 61,820 |
| Dec. 13 | Washington | L | 13-34 | 44,506 |
| Dec. 20 | at Denver | W | 20-19 | 74,502 |
| Dec. 27 | at Cleveland | L | 9-23 | 67,964 |
| Jan. 3 | Baltimore | L | 13-21 | 38,400 |

2010 (8-8)

| Head Coach: Tom Cable | | Result | Score | Attend |
|-----------------------|------------------|--------|------------|--------|
| Sept. 12 | at Tennessee | L | 13-38 | 69,143 |
| Sept. 19 | St. Louis | W | 16-14 | 48,396 |
| Sept. 26 | at Arizona | L | 23-24 | 62,439 |
| Oct. 3 | Houston | L | 24-31 | 32,218 |
| Oct. 10 | San Diego | W | 35-27 | 48,279 |
| Oct. 17 | at San Francisco | L | 9-17 | 69,732 |
| Oct. 24 | at Denver | W | 59-14 | 75,835 |
| Oct. 31 | Seattle | W | 33-3 | 35,721 |
| Nov. 7 | Kansas City | W | 23-20 (OT) | 61,075 |
| Nov. 21 | at Pittsburgh | L | 3-35 | 64,987 |
| Nov. 28 | Miami | L | 17-33 | 48,946 |
| Dec. 5 | at San Diego | W | 28-13 | 68,183 |
| Dec. 12 | at Jacksonville | L | 31-38 | 62,570 |
| Dec. 19 | Denver | W | 39-23 | 44,246 |
| Dec. 26 | Indianapolis | L | 26-31 | 52,567 |
| Jan. 2 | at Kansas City | W | 31-10 | 67,045 |

2011 (8-8)

| Head Coach: Hue Jackson | | Result | Score | Attend |
|-------------------------|----------------|--------|------------|---------|
| Sept. 12 | at Denver | W | 23-20 | 75,671* |
| Sept. 18 | at Buffalo | L | 35-38 | 68,191 |
| Sept. 25 | N.Y. Jets | W | 34-24 | 61,546 |
| Oct. 2 | New England | L | 19-31 | 62,572 |
| Oct. 9 | at Houston | W | 25-20 | 71,420 |
| Oct. 16 | Cleveland | W | 24-17 | 57,300 |
| Oct. 23 | Kansas City | L | 0-28 | 57,361 |
| Nov. 6 | Denver | L | 24-38 | 58,125 |
| Nov. 10 | at San Diego | W | 24-17 | 68,109* |
| Nov. 20 | at Minnesota | W | 27-21 | 62,748 |
| Nov. 27 | Chicago | W | 25-20 | 59,244 |
| Dec. 4 | at Miami | L | 14-34 | 57,225 |
| Dec. 11 | at Green Bay | L | 16-46 | 70,524 |
| Dec. 18 | Detroit | L | 27-28 | 59,069 |
| Dec. 24 | at Kansas City | W | 16-13 (OT) | 70,803 |
| Jan. 1 | San Diego | L | 26-38 | 58,721 |

ALL-TIME RESULTS BY SEASON

2012 (4-12)

| Head Coach: Dennis Allen | | | |
|--------------------------|----------------|--------------|---------|
| | Result | Score | Attend |
| Sept. 10 | San Diego | L 14-22 | 61,896* |
| Sept. 16 | at Miami | L 13-35 | 54,245 |
| Sept. 23 | Pittsburgh | W 34-31 | 62,373 |
| Sept. 30 | at Denver | L 6-37 | 76,787 |
| Oct. 14 | at Atlanta | L 20-23 | 69,383 |
| Oct. 21 | Jacksonville | W 26-23 (OT) | 51,634 |
| Oct. 28 | at Kansas City | W 26-16 | 74,730 |
| Nov. 4 | Tampa Bay | L 32-42 | 52,055 |
| Nov. 11 | at Baltimore | L 20-55 | 71,339 |
| Nov. 18 | New Orleans | L 17-38 | 56,880 |
| Nov. 25 | at Cincinnati | L 10-34 | 56,503 |
| Dec. 2 | Cleveland | L 17-20 | 43,641 |
| Dec. 6 | Denver | L 13-26 | 53,807* |
| Dec. 16 | Kansas City | W 15-0 | 51,446 |
| Dec. 23 | at Carolina | L 6-17 | 73,026 |
| Dec. 30 | at San Diego | L 21-24 | 66,486 |

2013 (4-12)

| Head Coach: Dennis Allen | | | |
|--------------------------|-----------------|---------|---------|
| | Result | Score | Attend |
| Sept. 8 | at Indianapolis | L 17-21 | 65,412 |
| Sept. 15 | Jacksonville | W 19-9 | 49,400 |
| Sept. 23 | at Denver | L 21-37 | 76,978* |
| Sept. 29 | Washington | L 14-24 | 53,549 |
| Oct. 6 | San Diego | W 27-17 | 48,834* |
| Oct. 13 | at Kansas City | L 7-24 | 76,394 |
| Oct. 27 | Pittsburgh | W 21-18 | 52,950 |
| Nov. 3 | Philadelphia | L 20-49 | 51,751 |
| Nov. 10 | at N.Y. Giants | L 20-24 | 80,366 |
| Nov. 17 | at Houston | W 28-23 | 71,726 |
| Nov. 24 | Tennessee | L 19-23 | 46,001 |
| Nov. 28 | at Dallas | L 31-24 | 87,572 |
| Dec. 8 | at N.Y. Jets | L 27-37 | 76,957 |
| Dec. 15 | Kansas City | L 31-56 | 49,571 |
| Dec. 22 | at San Diego | L 13-26 | 65,675 |
| Dec. 29 | Denver | L 14-34 | 51,500 |

2014 (3-13)

| Head Coach: Allen/Sparano | | | |
|---------------------------|------------------|---------|---------|
| | Result | Score | Attend |
| Sept. 7 | at New York Jets | L 14-19 | 78,160 |
| Sept. 14 | Houston | L 14-30 | 54,063 |
| Sept. 21 | at New England | L 9-16 | 68,756 |
| Sept. 28 | Miami (Wembley) | L 14-38 | 83,436 |
| Oct. 12 | San Diego | L 28-31 | 53,329 |
| Oct. 19 | Arizona | L 13-24 | 52,101 |
| Oct. 26 | at Cleveland | L 13-23 | 67,431 |
| Nov. 2 | at Seattle | L 24-30 | 68,337 |
| Nov. 9 | Denver | L 17-41 | 54,803 |
| Nov. 16 | at San Diego | L 6-13 | 66,720 |
| Nov. 20 | Kansas City | W 24-20 | 52,865* |
| Nov. 30 | at St. Louis | L 0-52 | 55,650 |
| Dec. 7 | San Francisco | W 24-13 | 55,300 |
| Dec. 14 | at Kansas City | L 13-31 | 72,153 |
| Dec. 21 | Buffalo | W 26-24 | 53,436 |
| Dec. 28 | at Denver | L 14-47 | 76,929 |

NOTE -- Allen served as head coach for first four games before Tony Sparano replaced him.

2015 (7-9)

| Head Coach: Jack Del Rio | | | |
|--------------------------|----------------|--------------|---------|
| | Result | Score | Attend |
| Sept. 13 | Cincinnati | L 13-33 | 54,500 |
| Sept. 20 | Baltimore | W 37-33 | 53,500 |
| Sept. 27 | at Cleveland | W 27-20 | 67,431 |
| Oct. 4 | at Chicago | L 20-22 | 62,409 |
| Oct. 11 | Denver | L 10-16 | 55,013 |
| Oct. 25 | at San Diego | W 37-29 | 67,542 |
| Nov. 1 | New York Jets | W 34-20 | 54,700 |
| Nov. 8 | at Pittsburgh | L 35-38 | 65,520 |
| Nov. 15 | Minnesota | L 14-30 | 54,700 |
| Nov. 22 | at Detroit | L 13-18 | 60,202 |
| Nov. 29 | at Tennessee | W 24-21 | 58,075 |
| Dec. 6 | Kansas City | L 20-34 | 55,010 |
| Dec. 13 | at Denver | W 15-12 | 76,824 |
| Dec. 20 | Green Bay | L 20-30 | 55,087 |
| Dec. 24 | San Diego | W 23-20 (OT) | 54,400* |
| Jan. 3 | at Kansas City | L 17-23 | 76,114 |



Head Coach Jack Del Rio

RAIDERS VS. NFL

RAIDERS vs. *ARIZONA

Raiders lead series, 5-4

| | |
|------|--------------------------|
| 1973 | Oak. 17, at StlC. 10 |
| 1983 | StlC. 34, at LARai. 24 |
| 1989 | at LARai. 16, PhOC. 14 |
| 1998 | Oak. 23, at Ari. 20 |
| 2001 | Ari. 34, at Oak. 31 (OT) |
| 2002 | Oak. 41, at Ari. 20 |
| 2006 | at Oak. 22, Ari. 9 |
| 2010 | at Ari. 24, Oak. 23 |
| 2014 | Ari. 24, at Oak. 13 |

*Franchise in St. Louis prior to 1988; known as Phoenix Cardinals prior to 1994.

RAIDERS vs. ATLANTA

Raiders lead series, 7-6

| | |
|------|--------------------------|
| 1971 | at Atl. 24, Oak. 13 |
| 1975 | at Oak. 37, Atl. 34 (OT) |
| 1979 | at Oak. 50, Atl. 19 |
| 1982 | LARai. 38, at Atl. 14 |
| 1985 | LARai. 34, at Atl. 24 |
| 1988 | Atl. 12, at LARai. 6 |
| 1991 | at Atl. 21, LARai. 17 |
| 1994 | at LARai. 30, Atl. 17 |
| 1997 | Oak. 36, at Atl. 31 |
| 2000 | at Oak. 41, Atl. 14 |
| 2004 | at Atl. 35, Oak. 10 |
| 2008 | Atl. 24, at Oak. 0 |
| 2012 | at Atl. 23, Oak. 20 |

RAIDERS vs. BALTIMORE

Baltimore leads series, 6-2

| | |
|------|---------------------|
| 1996 | at Bal. 19, Oak. 14 |
| 1998 | at Bal. 13, Oak. 10 |
| 2003 | at Oak. 20, Bal. 12 |
| 2006 | at Bal. 28, Oak. 6 |
| 2008 | at Bal. 29, Oak. 10 |
| 2009 | Bal. 21, at Oak. 13 |
| 2012 | at Bal. 55, Oak. 20 |
| 2015 | at Oak. 37, Bal. 33 |

RAIDERS vs. BUFFALO

Raiders lead series, 20-17

| | |
|------|----------------------------|
| 1960 | at Buf. 38, Oak. 9 |
| | at Oak. 20, Buf. 7 |
| 1961 | Oak. 31, at Buf. 22 |
| | Buf. 26, at Oak. 21 |
| 1962 | at Buf. 14, Oak. 6 |
| | Buf. 10, at Oak. 6 |
| 1963 | at Oak. 35, Buf. 17 |
| | at Buf. 12, Oak. 0 |
| 1964 | at Buf. 23, Oak. 20 |
| | at Oak. 16, Buf. 13 |
| 1965 | at Buf. 17, Oak. 12 |
| | Buf. 17, at Oak. 14 |
| 1966 | Buf. 31, at Oak. 14 |
| | Oak. 24, at Buf. 20 |
| 1967 | at Oak. 28, Buf. 21 |
| | Oak. 48, at Buf. 6 |
| 1968 | at Oak. 13, Buf. 10 |
| | at Oak. 50, Buf. 21 |
| 1969 | at Oak. 28, Buf. 16 |
| 1974 | at Buf. 21, Oak. 20 |
| 1977 | at Oak. 34, Buf. 13 |
| 1980 | at Buf. 24, Oak. 7 |
| 1983 | LARai. 27, at Buf. 24 |
| 1987 | at LARai. 34, Buf. 21 |
| 1988 | at Buf. 37, LARai. 21 |
| 1990 | at Buf. 38, LARai. 24 |
| 1991 | Buf. 30, at LARai. 27 (OT) |
| 1992 | at LARai. 20, Buf. 3 |
| 1993 | LARai. 25, at Buf. 24 |
| 1998 | at Buf. 44, Oak. 21 |
| 1999 | Oak. 20, at Buf. 14 |
| 2002 | Oak. 49, at Buf. 31 |
| 2004 | at Oak. 13, Buf. 10 |
| 2005 | at Oak. 38, Buf. 17 |

| | |
|------|---------------------|
| 2008 | at Buf. 24, Oak. 23 |
| 2011 | at Buf. 38, Oak. 35 |
| 2014 | at Oak. 26, Buf. 24 |



LB Khalil Mack

RAIDERS vs. CAROLINA

Carolina leads series, 3-2

| | |
|------|---------------------|
| 1997 | at Car. 38, Oak. 14 |
| 2000 | at Oak. 52, Car. 9 |
| 2004 | Oak. 27, at Car. 24 |
| 2008 | Car. 17, at Oak. 6 |
| 2012 | at Car. 17, Oak. 6 |

RAIDERS vs. CHICAGO

Series tied, 7-7

| | |
|------|--------------------------|
| 1972 | at Oak. 28, Chi. 21 |
| 1976 | Oak. 28, at Chi. 27 |
| 1978 | Oak. 25, at Chi. 19 (OT) |
| 1981 | Chi. 23, at Oak. 6 |
| 1984 | at Chi. 17, LARai. 6 |
| 1987 | Chi. 6, at LARai. 3 |
| 1990 | at LARai. 24, Chi. 10 |
| 1993 | LARai. 16, at Chi. 10 |
| 1996 | at Chi. 19, Oak. 17 |
| 1999 | at Oak. 24, Chi. 17 |
| 2003 | at Chi. 24, Oak. 21 |
| 2007 | Chi. 17, at Oak. 6 |
| 2011 | at Oak. 25, Chi. 20 |
| 2015 | at Chi. 22, Oak. 20 |

RAIDERS vs. CINCINNATI

Raiders lead series, 18-10

| | |
|------|----------------------------|
| 1968 | at Oak. 31, Cin. 10 |
| | Oak. 34, at Cin. 0 |
| 1969 | at Cin. 31, Oak. 17 |
| | at Oak. 37, Cin. 17 |
| 1970 | at Cin. 31, Oak. 21 |
| 1971 | at Oak. 31, Cin. 27 |
| 1972 | Oak. 20, at Cin. 14 |
| 1974 | at Oak. 30, Cin. 27 |
| 1975 | at Cin. 14, Oak. 10 |
| 1976 | at Oak. 35, Cin. 20 |
| 1978 | Oak. 34, at Cin. 21 |
| 1980 | at Oak. 28, Cin. 17 |
| 1982 | at Cin. 31, LARai. 17 |
| 1983 | LARai. 20, at Cin. 10 |
| 1985 | at LARai. 13, Cin. 6 |
| 1988 | Cin. 45, at LARai. 21 |
| 1989 | at LARai. 21, Cin. 7 |
| 1990 | at LARai. 24, Cin. 7 |
| 1991 | LARai. 38, at Cin. 14 |
| 1992 | at Cin. 24, LARai. 21 (OT) |
| 1993 | at Cin. 16, LARai. 10 |
| 1995 | Oak. 20, at Cin. 17 |
| 1998 | at Oak. 27, Cin. 10 |
| 2003 | at Oak. 23, Cin. 20 |
| 2006 | at Cin. 27, Oak. 10 |
| 2009 | at Oak. 20, Cin. 17 |

| | |
|------|---------------------|
| 2012 | at Cin. 34, Oak. 10 |
| 2015 | Cin. 33, at Oak. 13 |

RAIDERS vs. CLEVELAND

Raiders lead series, 12-10

| | |
|------|-----------------------|
| 1970 | at Oak. 23, Cle. 20 |
| 1971 | Oak. 34, at Cle. 20 |
| 1973 | Cle. 7, at Oak. 3 |
| 1974 | Oak. 40, at Cle. 24 |
| 1975 | at Oak. 38, Cle. 17 |
| 1977 | Oak. 26, at Cle. 10 |
| 1979 | at Oak. 19, Cle. 14 |
| 1985 | LARai. 21, at Cle. 20 |
| 1986 | at LARai. 27, Cle. 14 |
| 1987 | Cle. 24, at LARai. 17 |
| 1992 | Cle. 28, at LARai. 16 |
| 1993 | Cle. 19, at LARai. 16 |
| 2000 | at Oak. 36, Cle. 10 |
| 2003 | at Cle. 13, Oak. 7 |
| 2005 | Cle. 9, at Oak. 7 |
| 2006 | Cle. 24, at Oak. 21 |
| 2007 | at Oak. 26, Cle. 24 |
| 2009 | at Cle. 23, Oak. 9 |
| 2011 | at Oak. 24, Cle. 17 |
| 2012 | Cle. 20, at Oak. 17 |
| 2014 | at Cle. 23, Oak. 13 |
| 2015 | Oak. 27, at Cle. 20 |

RAIDERS vs. DALLAS

Raiders lead series, 6-5

| | |
|------|-----------------------|
| 1974 | at Oak. 27, Dal. 23 |
| 1980 | Dal. 19, at Oak. 13 |
| 1983 | LARai. 40, at Dal. 38 |
| 1986 | LARai. 17, at Dal. 13 |
| 1992 | Dal. 28, at LARai. 13 |
| 1995 | Dal. 34, at Oak. 21 |
| 1998 | Oak. 13, at Dal. 12 |
| 2001 | at Oak. 28, Dal. 21 |
| 2005 | at Oak. 19, Dal. 13 |
| 2009 | at Dal. 24, Oak. 7 |
| 2013 | at Dal. 31, Oak. 24 |

RAIDERS vs. DENVER

Raiders lead series, 60-49-2

| | |
|------|---------------------|
| 1960 | at Den. 31, Oak. 14 |
| | at Oak. 48, Den. 10 |
| 1961 | at Oak. 33, Den. 19 |
| | at Den. 27, Oak. 24 |
| 1962 | at Den. 44, Oak. 7 |
| | Den. 23, at Oak. 6 |
| 1963 | Oak. 26, at Den. 10 |
| | at Oak. 35, Den. 31 |
| 1964 | at Oak. 40, Den. 7 |
| | at Den. 20, Oak. 20 |
| 1965 | Oak. 28, at Den. 20 |
| | at Oak. 24, Den. 13 |
| 1966 | Oak. 17, at Den. 3 |
| | at Oak. 28, Den. 10 |
| 1967 | at Oak. 51, Den. 0 |
| | Oak. 21, at Den. 17 |
| 1968 | Oak. 43, at Den. 7 |
| | at Oak. 33, Den. 27 |
| 1969 | Oak. 24, at Den. 14 |
| | at Oak. 41, Den. 10 |
| 1970 | at Oak. 35, Den. 23 |
| | Oak. 24, at Den. 19 |
| 1971 | Oak. 27, at Den. 16 |
| | at Oak. 21, Den. 13 |
| 1972 | Den. 30, at Oak. 23 |
| | Oak. 37, at Den. 20 |
| 1973 | at Den. 23, Oak. 23 |
| | at Oak. 21, Den. 17 |
| 1974 | Oak. 28, at Den. 17 |
| | Den. 20, at Oak. 17 |
| 1975 | Oak. 42, at Den. 17 |
| | at Oak. 17, Den. 10 |

RAIDERS VS. NFL

| | |
|------|--|
| 1976 | Oak. 17, at Den. 10 at Oak. 19, Den. 6 |
| 1977 | Den. 30, at Oak. 7 Oak. 24, at Den. 14 |
| 1978 | at Den. 14, Oak. 6 Den. 21, at Oak. 6 |
| 1979 | at Oak. 27, Den. 3 Oak. 14, at Den. 10 |
| 1980 | at Oak. 9, Den. 3 Oak. 24, at Den. 21 |
| 1981 | at Den. 9, Oak. 7 Den. 17, at Oak. 0 |
| 1982 | at LARai. 27, Den. 10 |
| 1983 | LARai. 22, at Den. 7 at LARai. 22, Den. 20 |
| 1984 | at Den. 16, LARai. 13 Den. 22, at LARai. 19 (OT) |
| 1985 | at LARai. 31, Den. 28 (OT) LARai. 17, at Den. 14 (OT) |
| 1986 | at Den. 38, LARai. 36 Den. 21, at LARai. 10 |
| 1987 | at Den. 30, LARai. 14 Den. 23, at LARai. 17 |
| 1988 | LARai. 30, at Den. 27 (OT) at LARai. 21, Den. 20 |
| 1989 | at Den. 31, LARai. 21 at LARai. 16, Den. 13 (OT) |
| 1990 | at LARai. 14, Den. 9 LARai. 23, at Den. 20 |
| 1991 | at LARai. 16, Den. 13 LARai. 17, at Den. 16 |
| 1992 | at Den. 17, LARai. 13 at LARai. 24, Den. 0 |
| 1993 | LARai. 23, at Den. 20 at LARai. 33, Den. 30 (OT) |
| 1994 | LARai. 48, at Den. 16 at LARai. 23, Den. 13 |
| 1995 | at Den. 27, Oak. 0 Den. 31, at Oak. 28 |
| 1996 | Den. 22, at Oak. 21 at Den. 24, Oak. 19 |
| 1997 | at Oak. 28, Den. 25 at Den. 31, Oak. 3 |
| 1998 | Den. 34, at Oak. 17 at Den. 40, Oak. 14 |
| 1999 | Den. 16, at Oak. 13 at Den. 27, Oak. 21 (OT) |
| 2000 | Den. 33, at Oak. 24 at Den. 27, Oak. 24 |
| 2001 | at Oak. 38, Den. 28 at Den. 23, Oak. 17 |
| 2002 | Oak. 34, at Den. 10 at Oak. 28, Den. 16 |
| 2003 | at Den. 31, Oak. 10 Den. 22, at Oak. 8 |
| 2004 | Den. 31, at Oak. 3 Oak. 25, at Den. 24 |
| 2005 | Den. 31, at Oak. 17 at Den. 22, Oak. 3 |
| 2006 | at Den. 13, Oak. 3 Den. 17, at Oak. 13 |
| 2007 | at Den. 23, Oak. 20 (OT) at Oak. 34, Den. 20 |
| 2008 | Den. 41, at Oak. 14 Oak. 31, at Den. 10 |
| 2009 | Den. 23, at Oak. 3 Oak. 20, at Den. 19 |
| 2010 | Oak. 59, at Den. 14 at Oak. 39, Den. 23 |
| 2011 | Oak. 23, at Den. 20 Den. 38, at Oak. 24 |
| 2012 | at Den. 37, Oak. 6 Den. 26, at Oak. 13 |
| 2013 | at Den. 37, Oak. 21 Den. 34, at Oak. 14 |
| 2014 | Den. 41, at Oak. 17 |

2015

at Den. 47, Oak. 14
Den. 16, at Oak. 10
Oak. 15, at Den. 12

RAIDERS vs. DETROIT

Series tied, 6-6

| | |
|------|-----------------------|
| 1970 | at Det. 28, Oak. 14 |
| 1974 | at Oak. 35, Det. 13 |
| 1978 | at Oak. 29, Det. 17 |
| 1981 | at Det. 16, Oak. 0 |
| 1984 | LARai. 24, at Det. 3 |
| 1987 | at LARai. 27, Det. 7 |
| 1990 | LARai. 38, at Det. 31 |
| 1996 | at Oak. 37, Det. 21 |
| 2003 | at Det. 23, Oak. 13 |
| 2007 | Det. 36, at Oak. 21 |
| 2011 | Det. 28, at Oak. 27 |
| 2015 | at Det. 18, Oak. 13 |

RAIDERS vs. GREEN BAY

Green Bay leads series, 7-5

| | |
|------|---------------------|
| 1972 | Oak. 20, at GB 14 |
| 1976 | at Oak. 18, GB 14 |
| 1978 | Oak. 28, at GB 3 |
| 1984 | at LARai. 28, GB 7 |
| 1987 | LARai. 20, at GB 0 |
| 1990 | GB 29, at LARai. 16 |
| 1993 | at GB 28, LARai. 0 |
| 1999 | at GB 28, Oak. 24 |
| 2003 | GB 41, at Oak. 7 |
| 2007 | at GB 38, Oak. 7 |
| 2011 | at GB 46, Oak. 16 |
| 2015 | GB 30, at Oak. 20 |

RAIDERS vs. HOUSTON

Houston leads series, 6-3

| | |
|------|---------------------|
| 2004 | at Hou. 30, Oak. 17 |
| 2006 | Hou. 23, at Oak. 14 |
| 2007 | Hou. 24, at Oak. 17 |
| 2008 | at Oak. 27, Hou. 16 |
| 2009 | at Hou. 29, Oak. 6 |
| 2010 | Hou. 31, at Oak. 24 |
| 2011 | Oak. 25, at Hou. 20 |
| 2013 | Oak. 28, at Hou. 23 |
| 2014 | Hou. 30, at Oak. 14 |

RAIDERS vs. *INDIANAPOLIS

Raiders lead series, 7-6

| | |
|------|-----------------------|
| 1971 | BalC. 37, at Oak. 14 |
| 1973 | Oak. 34, at BalC. 21 |
| 1975 | Oak. 31, at BalC. 20 |
| 1984 | at LARai. 21, Ind. 7 |
| 1986 | Ind. 30, at LARai. 24 |
| 1991 | at LARai. 16, Ind. 0 |
| 1995 | at Oak. 30, Ind. 17 |
| 2000 | Oak. 38, at Ind. 31 |
| 2001 | Oak. 23, at Ind. 18 |
| 2004 | at Ind. 35, Oak. 14 |
| 2007 | Ind. 21, at Oak. 14 |
| 2010 | Ind. 31, at Oak. 26 |
| 2013 | at Ind. 21, Oak. 17 |

*Franchise in Baltimore prior to 1984.

RAIDERS vs. JACKSONVILLE

Jacksonville leads series, 4-3

| | |
|------|--------------------------|
| 1996 | at Oak. 17, Jac. 3 |
| 1997 | Jac. 20, at Oak. 9 |
| 2004 | Jac. 13, at Oak. 6 |
| 2007 | at Jac. 49, Oak. 11 |
| 2010 | at Jac. 38, Oak. 31 |
| 2012 | at Oak. 26, Jac. 23 (OT) |
| 2013 | at Oak. 19, Jac. 9 |

RAIDERS vs. *KANSAS CITY

Kansas City leads series, 58-51-2

| | |
|------|----------------------|
| 1960 | DalT. 34, at Oak. 16 |
| | Oak. 20, at DalT. 19 |

| | |
|------|--|
| 1961 | DalT. 42, at Oak. 35 at DalT. 43, Oak. 11 |
| 1962 | DalT. 26, at Oak. 16 at DalT. 35, Oak. 7 |
| 1963 | at Oak. 10, KC 7 Oak. 22, at KC 7 |
| 1964 | KC 21, at Oak. 9 at KC 42, Oak. 7 |
| 1965 | at Oak. 37, KC 10 at KC 14, Oak. 7 |
| 1966 | KC 32, at Oak. 10 Oak. 34, at KC 13 |
| 1967 | at Oak. 23, KC 21 Oak. 44, at KC 22 |
| 1968 | at KC 24, Oak. 10 at Oak. 38, KC 21 |
| 1969 | Oak. 27, at KC 24 at Oak. 10, KC 6 |
| 1970 | Oak. 17, at KC 17 at Oak. 20, KC 6 |
| 1971 | at Oak. 20, KC 20 at KC 16, Oak. 14 |
| 1972 | at KC 27, Oak. 14 at Oak. 26, KC 3 |
| 1973 | at KC 16, Oak. 3 at Oak. 37, KC 7 |
| 1974 | at Oak. 27, KC 7 Oak. 7, at KC 6 |
| 1975 | at KC 42, Oak. 10 at Oak. 28, KC 20 |
| 1976 | Oak. 24, at KC 21 at Oak. 21, KC 10 |
| 1977 | Oak. 37, at KC 28 at Oak. 21, KC 20 |
| 1978 | at Oak. 28, KC 6 Oak. 20, at KC 10 |
| 1979 | at KC 35, Oak. 7 KC 24, at Oak. 21 |
| 1980 | Oak. 27, at KC 14 KC 31, at Oak. 17 |
| 1981 | at KC 27, Oak. 0 KC 28, at Oak. 17 |
| 1982 | Oak. 21, at KC 16 |
| 1983 | at LARai. 21, KC 20 LARai. 28, at KC 20 |
| 1984 | LARai. 22, at KC 20 at LARai. 17, KC 7 |
| 1985 | at KC 36, LARai. 20 at LARai. 19, KC 10 |
| 1986 | LARai. 24, at KC 17 KC 20, at LARai. 17 |
| 1987 | at LARai. 35, KC 17 at KC 16, LARai. 10 |
| 1988 | LARai. 27, at KC 17 at LARai. 17, KC 10 |
| 1989 | at KC 24, LARai. 19 at LARai. 20, KC 14 |
| 1990 | at KC 9, LARai. 7 KC 27, at LARai. 24 |
| 1991 | at KC 24, LARai. 21 KC 27, at LARai. 21 |
| 1992 | at KC 27, LARai. 7 at LARai. 28, KC 7 |
| 1993 | at KC 24, LARai. 9 KC 31, at LARai. 20 |
| 1994 | at KC 13, LARai. 3 KC 19, at LARai. 9 |
| 1995 | at KC 23, Oak. 17 (OT) KC 29, at Oak. 23 |
| 1996 | at KC 19, Oak. 3 at Oak. 26, KC 7 |
| 1997 | KC 28, at Oak. 27 at KC 30, Oak. 0 |
| 1998 | at KC 28, Oak. 8 KC 31, at Oak. 24 |
| 1999 | KC 37, at Oak. 34 Oak. 41, at KC 38 (OT) |

RAIDERS VS. NFL

| | |
|------|---|
| 2000 | Oak. 20, at KC 17 at Oak. 49, KC 31 |
| 2001 | Oak. 27, at KC 24 at Oak. 28, KC 26 at KC 20, Oak. 10 at Oak. 24, KC 0 |
| 2003 | KC 17, at Oak. 10 at KC 27, Oak. 24 |
| 2004 | KC 34, at Oak. 27 at KC 31, Oak. 30 |
| 2005 | KC 23, at Oak. 17 at KC 27, Oak. 23 |
| 2006 | at KC 17, Oak. 13 KC 20, at Oak. 9 |
| 2007 | KC 12, at Oak. 10 Oak. 20, at KC 17 |
| 2008 | Oak. 23, at KC 8 KC 20, at Oak. 13 |
| 2009 | Oak. 13, at KC 10 KC 16, at Oak. 10 |
| 2010 | at Oak. 23, KC 20 (OT) Oak. 31, at KC 10 |
| 2011 | KC 28, at Oak. 0 Oak. 16, at KC 13 (OT) |
| 2012 | Oak. 26, at KC 16 at Oak. 15, KC 0 |
| 2013 | at KC 24, Oak. 7 KC 56, at Oak. 31 |
| 2014 | at Oak. 24, KC 20 at KC 31, Oak. 13 |
| 2015 | KC 34, at Oak. 20 at KC 23, Oak. 17 |

*Franchise known as Dallas Texans prior to 1963



RB Latavius Murray

RAIDERS vs. *LOS ANGELES

Raiders lead series, 8-5

| | |
|------|------------------------|
| 1972 | at Oak. 45, LARm. 17 |
| 1977 | at LARm. 20, Oak. 14 |
| 1979 | Oak. 24, at LARm. 17 |
| 1982 | at LARai. 37, LARm. 31 |
| 1985 | LARai. 16, at LARm. 6 |
| 1988 | LARm. 22, at LARai. 17 |
| 1991 | at LARai. 20, LARm. 17 |
| 1994 | LARai. 20, at LARm. 17 |
| 1997 | at Oak. 35, StL. 17 |
| 2002 | at StL. 28, Oak. 13 |
| 2006 | StL. 20, at Oak. 0 |
| 2010 | at Oak. 16, StL. 14 |
| 2014 | at StL. 52, Oak. 0 |

*Franchise in St. Louis from 1995-2015

RAIDERS vs. MIAMI

Series tied, 16-16-1

| | |
|------|--|
| 1966 | Oak. 23, at Mia. 14 at Oak. 21, Mia. 10 |
| 1967 | at Oak. 31, Mia. 17 |
| 1968 | Oak. 47, at Mia. 21 |
| 1969 | at Oak. 20, Mia. 17 Oak. 20, at Mia. 20 |
| 1970 | at Mia. 20, Oak. 13 |

| | |
|------|----------------------------|
| 1973 | at Oak. 12, Mia. 7 |
| 1975 | Oak. 31, at Mia. 21 |
| 1978 | at Mia. 23, Oak. 6 |
| 1979 | at Oak. 13, Mia. 3 |
| 1980 | at Oak. 16, Mia. 10 |
| 1981 | Oak. 33, at Mia. 17 |
| 1983 | at LARai. 27, Mia. 14 |
| 1984 | LARai. 45, at Mia. 34 |
| 1986 | LARai. 30, at Mia. 28 |
| 1988 | Mia. 24, at LARai. 14 |
| 1990 | LARai. 13, at Mia. 10 |
| 1992 | at Mia. 20, LARai. 7 |
| 1994 | at Mia. 20, LARai. 17 (OT) |
| 1996 | at Oak. 17, Mia. 7 |
| 1997 | Mia. 34, at Oak. 16 |
| 1998 | Mia. 27, at Oak. 17 |
| 1999 | Mia. 16, at Oak. 9 |
| 2001 | at Mia. 18, Oak. 15 |
| 2002 | at Mia. 23, Oak. 17 |
| 2005 | Mia. 33, at Oak. 21 |
| 2007 | Oak. 35, at Mia. 17 |
| 2008 | at Mia. 17, Oak. 15 |
| 2010 | Mia. 33, at Oak. 17 |
| 2011 | at Mia. 34, Oak. 14 |
| 2012 | at Mia. 35, Oak. 13 |
| 2014 | Mia. 38, at Oak. 14 |

RAIDERS vs. MINNESOTA

Raiders lead series, 9-5

| | |
|------|--------------------------|
| 1973 | at Min. 24, Oak. 16 |
| 1977 | at Oak. 35, Min. 13 |
| 1978 | at Oak. 27, Min. 20 |
| 1981 | Oak. 36, at Min. 10 |
| 1984 | at LARai. 23, Min. 20 |
| 1987 | at Min. 31, LARai. 20 |
| 1990 | LARai. 28, at Min. 24 |
| 1993 | at LARai. 24, Min. 7 |
| 1996 | Min. 16, at Oak. 13 (OT) |
| 1999 | Oak. 22, at Min. 17 |
| 2003 | at Oak. 28, Min. 18 |
| 2007 | at Min. 29, Oak. 22 |
| 2011 | Oak. 27, at Min. 21 |
| 2015 | Min. 30, at Oak. 14 |

RAIDERS vs. *NEW ENGLAND

New England leads series, 16-14-1

| | |
|------|---|
| 1960 | at Oak. 27, BosP. 14 at BosP. 34, Oak. 28 at BosP. 20, Oak. 17 BosP. 35, at Oak. 21 at BosP. 26, Oak. 16 at Oak. 20, BosP. 0 BosP. 20, at Oak. 14 at BosP. 20, Oak. 14 BosP. 17, at Oak. 14 Oak. 43, at BosP. 43 Oak. 24, at BosP. 10 at Oak. 30, BosP. 21 at BosP. 24, Oak. 21 at Oak. 35, BosP. 7 Oak. 48, at BosP. 14 at Oak. 41, BosP. 10 Oak. 38, at BosP. 23 at NE 20, Oak. 6 at Oak. 41, NE 26 at NE 48, Oak. 17 NE 21, at Oak. 14 at Oak. 27, NE 17 LARai. 35, at NE 20 at NE 26, LARai. 23 at LARai. 24, NE 21 LARai. 21, at NE 17 at Oak. 27, NE 20 at NE 30, Oak. 20 2008 NE 49, at Oak. 26 2011 NE 31, at Oak. 19 2014 at NE 16, Oak. 9 |
|------|---|

*Franchise known as Boston Patriots prior to 1971.

RAIDERS vs. NEW ORLEANS

New Orleans leads series, 6-5-1

| | |
|------|---------------------|
| 1971 | Oak. 21, at NO 21 |
| 1975 | at Oak. 48, NO 10 |
| 1979 | Oak. 42, at NO 35 |
| 1985 | at LARai. 23, NO 13 |
| 1988 | at NO 20, LARai. 6 |
| 1991 | at NO 27, LARai. 0 |
| 1994 | at LARai. 24, NO 19 |
| 1997 | NO 13, at Oak. 10 |
| 2000 | Oak. 31, at NO 22 |
| 2004 | NO 31, at Oak. 26 |
| 2008 | at NO 34, Oak. 3 |
| 2012 | NO 38, at Oak. 17 |

RAIDERS vs. NEW YORK GIANTS

Raiders lead series, 7-5

| | |
|------|----------------------|
| 1973 | at Oak. 42, NYG 0 |
| 1980 | Oak. 33, at NYG 17 |
| 1983 | at LARai. 27, NYG 12 |
| 1986 | NYG 14, at LARai. 9 |
| 1989 | at NYG 34, LARai. 17 |
| 1992 | at LARai. 13, NYG 10 |
| 1995 | Oak. 17, at NYG 13 |
| 1998 | at Oak. 20, NYG 17 |
| 2001 | Oak. 28, at NYG 10 |
| 2005 | NYG 30, at Oak. 21 |
| 2009 | at NYG 44, Oak. 7 |
| 2013 | at NYG 24, Oak. 20 |

RAIDERS vs. *NEW YORK JETS

Raiders lead series, 22-17-2

| | |
|------|--|
| 1960 | Oak. 28, at NYT 27 NYT 31, at Oak. 28 |
| 1961 | NYT 14, at Oak. 6 at NYT 23, Oak. 12 |
| 1962 | NYT 28, at Oak. 17 at NYT 31, Oak. 21 |
| 1963 | at NYJ 10, Oak. 7 at Oak. 49, NYJ 26 |
| 1964 | at NYJ 35, Oak. 13 at Oak. 35, NYJ 26 |
| 1965 | Oak. 24, at NYJ 24 at Oak. 24, NYJ 14 |
| 1966 | Oak. 24, at NYJ 21 at Oak. 28, NYJ 28 |
| 1967 | at NYJ 27, Oak. 14 at Oak. 38, NYJ 29 |
| 1968 | at Oak. 43, NYJ 32 |
| 1969 | Oak. 27, at NYJ 14 |
| 1970 | Oak. 14, at NYJ 13 |
| 1972 | at Oak. 24, NYJ 16 |
| 1977 | Oak. 28, at NYJ 27 |
| 1979 | at NYJ 28, Oak. 19 |
| 1985 | at LARai. 31, NYJ 0 |
| 1989 | LARai. 14, at NYJ 7 |
| 1993 | at LARai. 24, NYJ 20 |
| 1995 | Oak. 47, at NYJ 10 |
| 1996 | Oak. 34, at NYJ 13 |
| 1997 | at NYJ 23, Oak. 22 |
| 1999 | at Oak. 24, NYJ 23 |
| 2000 | at Oak. 31, NYJ 7 |
| 2001 | NYJ 24, at Oak. 22 |
| 2002 | at Oak. 26, NYJ 20 |
| 2003 | NYJ 27, at Oak. 24 (OT) |
| 2005 | at NYJ 26, Oak. 10 |
| 2006 | at NYJ 23, Oak. 3 |
| 2008 | at Oak. 16, NYJ 13 (OT) |
| 2009 | NYJ 38, at Oak. 0 |
| 2011 | at Oak. 34, NYJ 24 |
| 2013 | at NYJ 37, Oak. 27 |
| 2014 | at NYJ 19, Oak. 14 |
| 2015 | at Oak. 34, NYJ 20 |

*Franchise known as New York Titans prior to 1963.

RAIDERS VS. NFL

RAIDERS vs. PHILADELPHIA

Philadelphia leads series, 6-5

| | |
|------|----------------------------|
| 1971 | at Oak. 34, Phi. 10 |
| 1976 | Oak. 26, at Phi. 7 |
| 1980 | at Phi. 10, Oak. 7 |
| 1986 | Phi. 33, at LARai. 27 (OT) |
| 1989 | at Phi. 10, LARai. 7 |
| 1992 | at Phi. 31, LARai. 10 |
| 1995 | at Oak. 48, Phi. 17 |
| 2001 | Oak. 20, at Phi. 10 |
| 2005 | at Phi. 23, Oak. 20 |
| 2009 | at Oak. 13, Phi. 9 |
| 2013 | Phi. 49, at Oak. 20 |

RAIDERS vs. PITTSBURGH

Raiders lead series, 12-10

| | |
|------|----------------------|
| 1970 | at Oak. 31, Pit. 14 |
| 1972 | at Pit. 34, Oak. 28 |
| 1973 | Pit. 17, at Oak. 9 |
| 1974 | Oak. 17, at Pit. 0 |
| 1976 | at Oak. 31, Pit. 28 |
| 1977 | Oak. 16, at Pit. 7 |
| 1980 | Oak. 45, at Pit. 34 |
| 1981 | at Oak. 30, Pit. 27 |
| 1984 | Pit. 13, at LARai. 7 |
| 1990 | at LARai. 20, Pit. 3 |
| 1994 | Pit. 21, at LARai. 3 |
| 1995 | Pit. 29, at Oak. 10 |
| 2000 | at Pit. 21, Oak. 20 |
| 2002 | Oak. 30, at Pit. 17 |
| 2003 | at Pit. 27, Oak. 7 |
| 2004 | at Pit. 24, Oak. 21 |
| 2006 | at Oak. 20, Pit. 13 |
| 2009 | Oak. 27, at Pit. 24 |
| 2010 | at Pit. 35, Oak. 3 |
| 2012 | at Oak. 34, Pit. 31 |
| 2013 | at Oak. 21, Pit. 18 |
| 2015 | at Pit. 38, Oak. 35 |

RAIDERS vs. *SAN DIEGO

Raiders lead series, 60-50-2

| | |
|------|-----------------------|
| 1960 | at LARai. 52, Oak. 28 |
| | LARai. 41, at Oak. 17 |
| 1961 | at SD 44, Oak. 0 |
| | SD 41, at Oak. 10 |
| 1962 | SD 42, at Oak. 33 |
| | at SD 31, Oak. 21 |
| 1963 | Oak. 34, at SD 33 |
| | at Oak. 41, SD 27 |
| 1964 | SD 31, at Oak. 17 |
| | at Oak. 21, SD 20 |
| 1965 | SD 17, at Oak. 6 |
| | at SD 24, Oak. 14 |
| 1966 | SD 29, at Oak. 20 |
| | Oak. 41, at SD 19 |
| 1967 | at Oak. 51, SD 10 |
| | Oak. 41, at SD 21 |
| 1968 | SD 23, at Oak. 14 |
| | Oak. 34, at SD 27 |
| 1969 | Oak. 24, at SD 12 |
| | at Oak. 21, SD 16 |
| 1970 | Oak. 27, at SD 17 |
| | at Oak. 20, SD 27 |
| 1971 | Oak. 34, at SD 0 |
| | at Oak. 34, SD 33 |
| 1972 | at Oak. 17, SD 17 |
| | Oak. 21, at SD 19 |
| 1973 | Oak. 27, at SD 17 |
| | at Oak. 31, SD 3 |
| 1974 | Oak. 14, at SD 10 |
| | at Oak. 17, SD 10 |
| 1975 | Oak. 6, at SD 0 |
| | at Oak. 25, SD 0 |
| 1976 | Oak. 27, at SD 17 |
| | at Oak. 24, SD 0 |
| 1977 | at Oak. 24, SD 0 |
| | at SD 12, Oak. 7 |

| | |
|------|--------------------------|
| 1978 | Oak. 21, at SD 20 |
| | SD 27, at Oak. 23 |
| 1979 | at SD 30, Oak. 10 |
| | at Oak. 45, SD 22 |
| 1980 | at SD 30, Oak. 24 (OT) |
| | at Oak. 38, SD 24 |
| 1981 | SD 55, at Oak. 21 |
| | at SD 23, Oak. 10 |
| 1982 | at LARai. 28, SD 24 |
| | LARai. 41, at SD 34 |
| 1983 | LARai. 42, at SD 10 |
| | at LARai. 30, SD 14 |
| 1984 | at LARai. 33, SD 30 |
| | LARai. 44, at SD 37 |
| 1985 | at LARai. 34, SD 21 |
| | at SD 40, LARai. 34 (OT) |
| 1986 | at LARai. 17, SD 13 |
| | LARai. 37, at SD 31 (OT) |
| 1987 | SD 23, at LARai. 17 |
| | at SD 16, LARai. 14 |
| 1988 | at LARai. 24, SD 13 |
| | LARai. 13, at SD 3 |
| 1989 | at LARai. 40, SD 14 |
| | at SD 14, LARai. 12 |
| 1990 | LARai. 24, at SD 9 |
| | at LARai. 17, SD 12 |
| 1991 | SD 21, at LARai. 13 |
| | LARai. 9, at SD 7 |
| 1992 | at SD 27, LARai. 3 |
| | at SD 36, LARai. 14 |
| 1993 | SD 30, at LARai. 23 |
| | LARai. 12, at SD 7 |
| 1994 | SD 26, at LARai. 24 |
| | LARai. 24, at SD 17 |
| 1995 | at Oak. 17, SD 7 |
| | at SD 12, Oak. 6 |
| 1996 | SD 40, at Oak. 34 |
| | Oak. 32, at SD 14 |
| 1997 | SD 25, at Oak. 10 |
| | Oak. 38, at SD 13 |
| 1998 | at Oak. 7, SD 6 |
| | Oak. 17, at SD 10 |
| 1999 | at Oak. 28, SD 9 |
| | at SD 23, Oak. 20 |
| 2000 | at Oak. 9, SD 6 |
| | Oak. 15, at SD 13 |
| 2001 | at Oak. 34, SD 24 |
| | Oak. 13, at SD 6 |
| 2002 | SD 27, at Oak. 21 (OT) |
| | Oak. 27, at SD 7 |
| 2003 | at Oak. 34, SD 31 (OT) |
| | at SD 21, Oak. 14 |
| 2004 | at SD 42, Oak. 14 |
| | SD 23, at Oak. 17 |
| 2005 | SD 27, at Oak. 14 |
| | at SD 34, Oak. 10 |
| 2006 | SD 27, at Oak. 0 |
| | at SD 21, Oak. 14 |
| 2007 | at SD 28, Oak. 14 |
| | SD 30, at Oak. 17 |
| 2008 | SD 28, at Oak. 18 |
| | at SD 34, Oak. 7 |
| 2009 | SD 24, at Oak. 20 |
| | at SD 24, Oak. 16 |
| 2010 | at Oak. 35, SD 27 |
| | Oak. 28, at SD 13 |
| 2011 | Oak. 24, at SD 17 |
| | SD 38, at Oak. 26 |
| 2012 | SD 22, at Oak. 14 |
| | at SD 24, Oak. 21 |
| 2013 | at Oak. 27, SD 17 |
| | at SD 26, Oak. 13 |
| 2014 | SD 31, at Oak. 28 |
| | at SD 13, Oak. 6 |
| 2015 | Oak. 37, at SD 29 |
| | at Oak. 23, SD 20 (OT) |

*Franchise in Los Angeles prior to 1961.



S Charles Woodson

RAIDERS vs. SAN FRANCISCO

Raiders lead series 7-6

| | |
|------|------------------------|
| 1970 | SF 38, at Oak. 7 |
| 1974 | Oak. 35, at SF 24 |
| 1979 | at Oak. 23, SF 10 |
| 1982 | LARai. 23, at SF 17 |
| 1985 | SF 34, at LARai. 10 |
| 1988 | LARai. 9, at SF 3 |
| 1991 | at LARai. 12, SF 6 |
| 1994 | at SF 44, LARai. 14 |
| 2000 | Oak. 34, at SF 28 (OT) |
| 2002 | SF 23, at Oak. 20 (OT) |
| 2006 | at SF 34, Oak. 20 |
| 2010 | at SF 17, Oak. 9 |
| 2014 | at Oak. 24, SF 13 |

RAIDERS vs. SEATTLE

Raiders lead series, 28-24

| | |
|------|----------------------------|
| 1977 | at Oak. 44, Sea. 7 |
| 1978 | at Sea. 27, Oak. 7 |
| | Sea. 17, at Oak. 16 |
| 1979 | at Sea. 27, Oak. 10 |
| | Sea. 29, at Oak. 24 |
| 1980 | at Oak. 33, Sea. 14 |
| | Oak. 19, at Sea. 17 |
| 1981 | at Oak. 20, Sea. 10 |
| | Oak. 32, at Sea. 31 |
| 1982 | at LARai. 28, Sea. 23 |
| 1983 | at Sea. 38, LARai. 36 |
| | Sea. 34, at LARai. 21 |
| 1984 | at LARai. 28, Sea. 14 |
| | at Sea. 17, LARai. 14 |
| 1985 | at Sea. 33, LARai. 3 |
| | at LARai. 13, Sea. 3 |
| 1986 | at LARai. 14, Sea. 10 |
| | at Sea. 37, LARai. 0 |
| 1987 | Sea. 35, at LARai. 13 |
| | LARai. 37, at Sea. 14 |
| 1988 | at Sea. 35, LARai. 27 |
| | Sea. 43, at LARai. 37 |
| 1989 | Sea. 24, at LARai. 20 |
| | at Sea. 23, LARai. 17 |
| 1990 | LARai. 17, at Sea. 13 |
| | at LARai. 24, Sea. 17 |
| 1991 | LARai. 23, at Sea. 20 (OT) |
| | at LARai. 31, Sea. 7 |
| 1992 | LARai. 19, at Sea. 0 |
| | at LARai. 20, Sea. 3 |
| 1993 | LARai. 17, at Sea. 13 |
| | at LARai. 27, Sea. 23 |

RAIDERS VS. NFL

| | |
|------|-----------------------|
| 1994 | Sea. 38, at LARai. 9 |
| 1995 | LARai. 17, at Sea. 16 |
| | at Oak. 34, Sea. 14 |
| | at Sea. 44, Oak. 10 |
| 1996 | Oak. 27, at Sea. 21 |
| | Sea. 28, at Oak. 21 |
| 1997 | at Sea. 45, Oak. 34 |
| | Sea. 22, at Oak. 21 |
| 1998 | Oak. 31, at Sea. 18 |
| | at Oak. 20, Sea. 17 |
| 1999 | at Sea. 22, Oak. 21 |
| | at Oak. 30, Sea. 21 |
| 2000 | at Oak. 31, Sea. 3 |
| | at Sea. 27, Oak. 24 |
| 2001 | at Oak. 38, Sea. 14 |
| | at Sea. 34, Oak. 27 |
| 2002 | at Oak. 31, Sea. 17 |
| 2006 | at Sea. 16, Oak. 0 |
| 2010 | at Oak. 33, Sea. 3 |
| 2014 | at Sea. 30, Oak. 24 |

RAIDERS vs. TAMPA BAY

Raiders lead series, 6-2

| | |
|------|------------------------|
| 1976 | at Oak. 49, TB 16 |
| 1981 | at Oak. 18, TB 16 |
| 1993 | at LARai. 27, TB 20 |
| 1996 | at TB 20, Oak. 17 (OT) |
| 1999 | at Oak. 45, TB 0 |
| 2004 | at Oak. 30, TB 20 |
| 2008 | Oak. 31, at TB 24 |
| 2012 | TB 42, at Oak. 32 |

RAIDERS vs. *TENNESSEE

Raiders lead series, 24-20

| | |
|------|-------------------------|
| 1960 | HouO. 37, at Oak. 22 |
| | Oak. 14, at HouO. 13 |
| 1961 | at HouO. 55, Oak. 0 |
| | HouO. 47, at Oak. 16 |
| 1962 | HouO. 28, at Oak. 20 |
| | at HouO. 32, Oak. 17 |
| 1963 | Oak. 24, at HouO. 13 |
| | at Oak. 52, HouO. 49 |
| 1964 | at HouO. 42, Oak. 28 |
| | at Oak. 20, HouO. 10 |
| 1965 | at Oak. 21, HouO. 17 |
| | Oak. 33, at HouO. 21 |
| 1966 | at HouO. 31, Oak. 0 |
| | at Oak. 38, HouO. 23 |
| 1967 | Oak. 19, at HouO. 7 |
| 1968 | Oak. 24, at HouO. 15 |
| 1969 | at Oak. 21, HouO. 17 |
| 1971 | at Oak. 41, HouO. 21 |
| 1972 | Oak. 34, at HouO. 0 |
| 1973 | Oak. 17, at HouO. 6 |
| 1975 | HouO. 27, at Oak. 26 |
| 1976 | Oak. 14, at HouO. 13 |
| 1977 | at Oak. 34, HouO. 29 |
| 1978 | at Oak. 21, HouO. 17 |
| 1979 | at HouO. 31, Oak. 17 |
| 1981 | at HouO. 17, Oak. 16 |
| 1983 | at LARai. 20, HouO. 6 |
| 1984 | LARai. 24, at HouO. 14 |
| 1986 | LARai. 28, at HouO. 17 |
| 1988 | at HouO. 38, LARai. 35 |
| 1989 | at HouO. 23, LARai. 7 |
| 1991 | at HouO. 47, LARai. 17 |
| 1994 | at LARai. 17, HouO. 14 |
| 1997 | at Ten. 24, Oak. 21(OT) |

| | |
|------|---------------------|
| 1999 | at Ten. 21, Oak. 14 |
| 2001 | Ten. 13, at Oak. 10 |
| 2002 | at Oak. 52, Ten. 25 |
| 2003 | at Ten. 25, Oak. 20 |
| 2004 | at Oak. 40, Ten. 35 |
| 2005 | Oak. 34, at Ten. 25 |
| 2007 | at Ten. 13, Oak. 9 |
| 2010 | at Ten. 38, Oak. 13 |
| 2013 | Ten. 23, at Oak. 19 |
| 2015 | Oak. 24, at Ten. 21 |

*Franchise known as Houston Oilers prior to 1997; known as Tennessee Oilers prior to 1998.

RAIDERS vs. WASHINGTON

Raiders lead series, 7-5

| | |
|------|--------------------------|
| 1970 | at Oak. 34, Was. 20 |
| 1975 | Oak. 26, at Was. 23 (OT) |
| 1980 | at Oak. 24, Was. 21 |
| 1983 | at Was. 37, LARai. 35 |
| 1986 | at Was. 10, LARai. 6 |
| 1989 | at LARai. 37, Was. 24 |
| 1992 | LARai. 21, at Was. 20 |
| 1995 | Oak. 20, at Was. 8 |
| 1998 | Was. 29, at Oak. 19 |
| 2005 | Oak. 16, at Was. 13 |
| 2009 | Was. 34, at Oak. 13 |
| 2013 | Was. 24, at Oak. 14 |



DE Khalil Mack

ALL-TIME POSTSEASON GAMES

WON 25, LOST 18

| Date | Opponent | Result | Score | Attendance |
|------------------------|--|--------|--------------|------------|
| December 31, 1967..... | Houston Oilers (AFL Championship) | W | 40-7 | 53,330 |
| January 14, 1968..... | Green Bay (SB II in Miami) | L | 14-33 | 75,546 |
| December 22, 1968..... | Kansas City (AFL Playoff) | W | 41-6 | 53,357 |
| December 29, 1968..... | at N.Y. Jets (AFL Championship) | L | 23-27 | 62,627 |
| December 21, 1969..... | Houston Oilers (AFL Playoff) | W | 56-7 | 53,539 |
| January 4, 1970..... | Kansas City (AFL Championship) | L | 7-17 | 54,544 |
| December 27, 1970..... | Miami (AFC Playoff) | W | 21-14 | 54,401 |
| January 3, 1971..... | at Baltimore Colts (AFC Championship) | L | 17-27 | 56,368 |
| December 23, 1972..... | at Pittsburgh (AFC Playoff) | L | 7-13 | 50,350 |
| December 22, 1973..... | Pittsburgh (AFC Playoff) | W | 33-14 | 53,662 |
| December 30, 1973..... | at Miami (AFC Championship) | L | 10-27 | 80,047 |
| December 21, 1974..... | Miami (AFC Playoff) | W | 28-26 | 54,020 |
| December 29, 1974..... | Pittsburgh (AFC Championship) | L | 13-24 | 54,004 |
| December 28, 1975..... | Cincinnati (AFC Playoff) | W | 31-28 | 53,994 |
| January 4, 1976..... | at Pittsburgh (AFC Championship) | L | 10-16 | 49,103 |
| December 18, 1976..... | New England (AFC Playoff) | W | 24-21 | 54,037 |
| December 26, 1976..... | Pittsburgh (AFC Championship) | W | 24-7 | 53,821 |
| January 9, 1977..... | Minnesota (SB XI in Pasadena) | W | 32-14 | 103,424 |
| December 24, 1977..... | at Baltimore Colts (AFC Playoff) | W | 37-31 (2 OT) | 60,763 |
| January 1, 1978..... | at Denver (AFC Championship) | L | 17-20 | 75,044 |
| December 28, 1980..... | Houston Oilers (AFC Wild Card Playoff) | W | 27-7 | 54,539 |
| January 4, 1981..... | at Cleveland (AFC Playoff) | W | 14-12 | 79,473 |
| January 11, 1981..... | at San Diego (AFC Championship) | W | 34-27 | 52,675 |
| January 25, 1981..... | Philadelphia (SB XV in New Orleans) | W | 27-10 | 75,500 |
| January 8, 1983..... | Cleveland (AFC Playoff, Round 1) | W | 27-10 | 57,246 |
| January 15, 1983..... | N.Y. Jets (AFC Playoff, Round 2) | L | 14-17 | 90,688 |
| January 1, 1984..... | Pittsburgh (AFC Playoff) | W | 38-10 | 92,434 |
| January 8, 1984..... | Seattle (AFC Championship) | W | 30-14 | 92,335 |
| January 22, 1984..... | Washington (SB XVIII in Tampa) | W | 38-9 | 72,920 |
| December 22, 1984..... | at Seattle (AFC Wild Card Playoff) | L | 7-13 | 64,910 |
| January 5, 1986..... | New England (AFC Playoff) | L | 20-27 | 89,289 |
| January 13, 1991..... | Cincinnati (AFC Playoff) | W | 20-10 | 92,488 |
| January 20, 1991..... | at Buffalo (AFC Championship) | L | 3-51 | 80,632 |
| December 28, 1991..... | at Kansas City (AFC Wild Card Playoff) | L | 6-10 | 77,191 |
| January 9, 1994..... | Denver (AFC Wild Card Playoff) | W | 42-24 | 67,800 |
| January 15, 1994..... | at Buffalo (AFC Playoff) | L | 23-29 | 80,290 |
| January 6, 2001..... | Miami (AFC Playoff) | W | 27-0 | 61,998 |
| January 14, 2001..... | Baltimore (AFC Championship) | L | 3-16 | 62,784 |
| January 12, 2002..... | N.Y. Jets (AFC Wild Card) | W | 38-24 | 61,503 |
| January 19, 2002..... | at New England (AFC Playoff) | L | 13-16 (OT) | 60,292 |
| January 12, 2003..... | N.Y. Jets (AFC Playoff) | W | 30-10 | 62,207 |
| January 19, 2003..... | Tennessee (AFC Championship) | W | 41-24 | 62,544 |
| January 26, 2003..... | Tampa Bay (SB XXXVII in San Diego) | L | 21-48 | 67,603 |



1974 AFC Playoff ("Sea of Hands")

SUPER BOWLS

SUPER BOWL II

Miami Orange Bowl; Sunday, Jan. 14, 1968; Attendance: 75,546; Time: 2:34 PM PST;
Weather: 68°F; partly cloudy, 52% humidity, wind W 14 mph

The Raiders stormed into Super Bowl II after claiming the club's first-ever American Football League championship with a 40-7 romp over the Houston Oilers on Dec. 31, 1966. The Raiders mounted a spirited challenge to the Green Bay Packers, the defending Super Bowl champions, but ultimately fell short in Miami, 33-14.

In a game that drew the first \$3 million gate in football history, the Bart Starr-led Packers jumped out to a 13-0 lead in the second quarter after a 62-yard touchdown reception by Boyd Dowler. The Raiders cut into the lead with a 23-yard touchdown pass from Daryle Lamonica to Bill Miller, the first of two touchdown receptions on the day for the wide receiver, who played collegiately at the University of Miami.

Down 16-7 entering the second half, the Raiders were unable to contain a Packers offense that added a 2-yard touchdown run by Donny Anderson and Don Chandler's fourth field goal of the day, in the third quarter. Herb Adderley's 60-yard interception return for a touchdown on a fourth-quarter Lamonica pass sealed the Packers victory. Lamonica connected with Miller for a 23-yard Oakland touchdown late in the final period.

Starr earned the game's MVP honors after completing 13-of-24 passes for 202 yards and one touchdown. Miller hauled in a game-high five passes for 84 yards and two touchdowns to lead the Raiders.



| | RAIDERS | PACKERS |
|--|----------|----------|
| TOTAL FIRST DOWNS | 19 | 16 |
| By Rushing | 11 | 5 |
| By Passing | 7 | 10 |
| By Penalty | 1 | 1 |
| THIRD-DOWN EFFICIENCY | 3-11-27% | 5-16-31% |
| FOURTH-DOWN EFFICIENCY | 0-0-0% | 1-1-100% |
| TOTAL NET YARDS | 291 | 325 |
| Total Offensive Plays | 57 | 69 |
| Average gain per offensive play | 5.1 | 4.7 |
| NET YARDS RUSHING | 105 | 163 |
| Total Rushing Plays | 20 | 41 |
| Average gain per rushing play | 5.2 | 4.0 |
| NET YARDS PASSING | 186 | 162 |
| Times thrown - yards lost att. to pass | 3-22 | 4-40 |
| Gross yards passing | 208 | 202 |
| PASS ATT-COMP-INT | 34-15-1 | 24-13-0 |
| Average gain per pass play | 5.6 | 5.8 |
| PUNTS Number and Average | 6-44-0 | 6-39-0 |
| TOTAL RETURN YARDS (not inc. kickoffs) | 12 | 95 |
| No. and Yards Punt Returns | 2-12 | 3-35 |
| No. and Yards Kickoff Returns | 7-127 | 3-49 |
| No. and Yards Interception Returns | 0-0 | 1-60 |
| PENALTIES Numbers and Yards | 4-31 | 1-12 |
| FUMBLES Numbers and Lost | 3-2 | 0-0 |
| EXTRA POINTS Made-Attempts | 2-2 | 3-3 |
| FIELD GOALS Made-Attempts | 0-1 | 4-4 |
| SAFETIES | 0 | 0 |
| FINAL SCORE | 14 | 33 |

SCORING SUMMARY

| TM | QTR | TIME | PLAY DESCRIPTION | GB | OAK |
|-----|-----|-------|--|----|-----|
| GB | 1 | 9:53 | D. Chandler 39 yd. Field Goal (10-34, 4:01) | 3 | 0 |
| GB | 2 | 11:52 | D. Chandler 20 yd. Field Goal (17-84, 8:40) | 6 | 0 |
| GB | 2 | 10:50 | B. Dowler 62 yd. pass from B. Starr (D. Chandler kick) (1-62, 0:11) | 13 | 0 |
| OAK | 2 | 6:15 | B. Miller 23 yd. pass from D. Lamonica (G. Blanda kick) (9-78, 4:20) | 13 | 7 |
| GB | 2 | 0:01 | D. Chandler 43 yd. Field Goal (4-9, 0:19) | 16 | 7 |
| GB | 3 | 5:54 | D. Anderson 2 yd. run (D. Chandler kick) (11-82, 4:41) | 23 | 7 |
| GB | 3 | 0:02 | D. Chandler 21 yd. Field Goal (9-37, 4:47) | 26 | 7 |
| GB | 4 | 11:03 | H. Adderley 60 yd. Interception return (D. Chandler kick) | 33 | 7 |
| OAK | 4 | 9:13 | B. Miller 23 yd. pass from D. Lamonica (G. Blanda kick) (4-74, 1:35) | 33 | 14 |

SCORE BY QUARTER

| | 1 | 2 | 3 | 4 | OT | F |
|-----------|---|----|----|---|----|----|
| GREEN BAY | 3 | 13 | 10 | 7 | - | 33 |
| OAKLAND | 0 | 7 | 0 | 7 | - | 14 |

OAKLAND RAIDERS

| RUSHING | Att | Yd | Avg | Lg | TD |
|----------------|-----|-----|------|----|----|
| H. Dixon | 12 | 52 | 4.3 | 14 | 0 |
| L. Todd | 2 | 37 | 18.5 | 32 | 0 |
| P. Banaszak | 6 | 16 | 2.7 | 5 | 0 |
| Total | 20 | 105 | 5.2 | 32 | 0 |
| PASSING | Att | Cm | Yds | TD | In |
| D. Lamonica | 34 | 15 | 208 | 2 | 41 |
| Total | 34 | 15 | 208 | 2 | 41 |
| RECEIVING | No | Yd | Avg | Lg | TD |
| B. Miller | 5 | 84 | 15.8 | 23 | 2 |
| P. Banaszak | 4 | 69 | 17.2 | 41 | 0 |
| B. Cannon | 2 | 25 | 12.5 | 15 | 0 |
| F. Biletnikoff | 2 | 10 | 5.0 | 6 | 0 |
| H. Dixon | 1 | 3 | 3.0 | 3 | 0 |
| W. Wells | 1 | 17 | 17.0 | 17 | 0 |
| Total | 15 | 208 | 13.9 | 41 | 2 |
| INTERCEPTIONS | No | Yd | Avg | Lg | TD |
| | -- | -- | -- | -- | -- |
| PUNT RETURNS | No | Yd | Avg | FC | Lg |
| R. Bird | 1 | 12 | 12.0 | 1 | 12 |
| W. Wells | 1 | 0 | 0.0 | 0 | 0 |
| Total | 2 | 12 | 6.0 | 1 | 12 |
| KICK RETURNS | No | Yd | Avg | Lg | TD |
| L. Todd | 3 | 63 | 21.0 | 23 | 0 |
| D. Grayson | 3 | 61 | 20.3 | 25 | 0 |
| W. Hawkins | 1 | 3 | 3.0 | 3 | 0 |
| Total | 7 | 127 | 18.1 | 25 | 0 |

GREEN BAY PACKERS

| RUSHING | Att | Yd | Avg | Lg | TD |
|---------------|-----|-----|------|----|----|
| B. Wilson | 17 | 65 | 3.8 | 13 | 0 |
| D. Anderson | 14 | 48 | 3.4 | 8 | 1 |
| T. Williams | 8 | 36 | 4.5 | 18 | 0 |
| B. Starr | 1 | 14 | 14.0 | 14 | 0 |
| C. Mercein | 1 | 0 | 0.0 | 0 | 0 |
| Total | 41 | 163 | 4.0 | 18 | 1 |
| PASSING | Att | Cm | Yds | TD | In |
| B. Starr | 24 | 13 | 202 | 1 | 62 |
| Total | 24 | 13 | 202 | 1 | 62 |
| RECEIVING | No | Yd | Avg | Lg | TD |
| C. Dale | 4 | 43 | 10.8 | 17 | 0 |
| M. Fleming | 4 | 35 | 8.8 | 11 | 0 |
| B. Dowler | 2 | 71 | 35.5 | 62 | 1 |
| D. Anderson | 2 | 18 | 9.0 | 12 | 0 |
| M. McGee | 1 | 35 | 35.0 | 35 | 0 |
| Total | 13 | 202 | 15.5 | 62 | 1 |
| INTERCEPTIONS | No | Yd | Avg | Lg | TD |
| H. Adderley | 1 | 60 | 60.0 | 60 | 1 |
| Total | 1 | 60 | 60.0 | 60 | 1 |
| PUNT RETURNS | No | Yd | Avg | FC | Lg |
| W. Wood | 3 | 35 | 11.7 | 0 | 31 |
| Total | 3 | 35 | 11.7 | 0 | 31 |
| KICK RETURNS | No | Yd | Avg | Lg | TD |
| H. Adderley | 1 | 24 | 24.0 | 24 | 0 |
| T. Williams | 1 | 18 | 18.0 | 18 | 0 |
| T. Crutcher | 1 | 7 | 7.0 | 7 | 0 |
| Total | 3 | 49 | 16.3 | 24 | 0 |

RAIDERS STARTERS

| OFFENSE | DEFENSE |
|---------------------|---------------------|
| C 00 J. Otto | DT 53 D. Birdwell |
| G 65 W. Hawkins | DT 74 T. Keating |
| G 63 E. Upshaw | DE 83 B. Davidson |
| T 79 H. Schuh | DE 77 I. Lassiter |
| T 76 B. Svlhus | OLB42 B. Laskey |
| TE 33 B. Cannon | LB 34 G. Otto |
| WR25 F. Biletnikoff | LB 55 D. Connors |
| WR89 B. Miller | CB 24 W. Brown |
| RB 40 P. Banaszak | CB 77 R. McCloughan |
| RB 35 H. Dixon | FS 29 H. Williams |
| QB 3 D. Lamonica | SS 20 W. Powers |

PACKERS STARTERS

| OFFENSE | DEFENSE |
|--------------------|--------------------|
| C 57 K. Bowman | DT 74 H. Jordan |
| G 68 G. Gillingham | DT 77 R. Kostelnik |
| G 64 J. Kramer | DE 82 L. Aldridge |
| T 75 F. Gregg | DE 87 W. Davis |
| T 76 B. Skoronski | OLB60 L. Caffey |
| TE 81 M. Fleming | OLB89 D. Robinson |
| WR84 C. Dale | MLB 66 R. Nitschke |
| WR86 B. Dowler | CB 26 H. Adderley |
| RB 44 D. Anderson | CB 21 B. Jeter |
| RB 36 B. Wilson | FS 24 W. Wood |
| QB 15 B. Starr | SS 40 T. Brown |

SUPER BOWLS

SUPER BOWL XI

Rose Bowl; Sunday, Jan. 9, 1977; Attendance: 103,424; Time: 3:03 PM PST; Weather: 58°F; clear and sunny, 59% humidity, wind NW 5 mph

The 1976 Raiders advanced to Super Bowl XI with a 13-1 regular season record and a 2-0 mark in the playoffs, upending the Pittsburgh Steelers in the AFC Championship Game for the first time in three tries, 24-7. Against the NFC Champion Vikings in front of 103,424 fans at the Rose Bowl, the Silver and Black put forth dominant efforts on both offense and defense in posting a 32-14 victory and capturing the club's first-ever Super Bowl championship.

Oakland built a 16-0 first-half lead as Dave Casper and Pete Banaszak each scored short touchdowns after receptions by Fred Biletnikoff brought the Raiders to the goal line on two separate drives. An additional short-yardage touchdown run by Banaszak in the second half put the Raiders up, 26-7, and set the stage for the signature moment of the contest. With Fran Tarkenton under heavy pressure in the fourth quarter, veteran Willie Brown intercepted a pass and returned it 75 yards for a touchdown to seal the victory.

The Vikings could only muster two second-half touchdowns as the Silver and Black put together a dominant defensive performance, limiting Chuck Foreman to just 44 yards rushing and intercepting Tarkenton twice.

Biletnikoff's 79 yards on four receptions, three of which set up Raider touchdowns, earned him MVP honors, while Clarence Davis helped pace the offense with 137 rushing yards on 16 carries.

Eight Raiders from Super Bowl XI would go on to enshrinement in the Pro Football Hall of Fame, with Owner Al Davis joining Head Coach John Madden, Biletnikoff, Brown, Ted Hendricks, Gene Upshaw, Art Shell and Casper in Canton.

| | RAIDERS | VIKINGS |
|--|----------|----------|
| TOTAL FIRST DOWNS | 21 | 20 |
| By Rushing | 13 | 2 |
| By Passing | 8 | 15 |
| By Penalty | 0 | 3 |
| THIRD-DOWN EFFICIENCY | 9-19-47% | 7-19-37% |
| FOURTH-DOWN EFFICIENCY | 0-1-0% | 1-2-50% |
| TOTAL NET YARDS | 429 | 353 |
| Total Offensive Plays | 73 | 71 |
| Average gain per offensive play | 5.9 | 5.0 |
| NET YARDS RUSHING | 266 | 71 |
| Total Rushing Plays | 52 | 26 |
| Average gain per rushing play | 5.1 | 2.7 |
| NET YARDS PASSING | 163 | 282 |
| Times thrown - yards lost att. to pass | 2-17 | 1-4 |
| Gross yards passing | 180 | 286 |
| PASS ATT-COMP-INT | 19-12-0 | 44-24-2 |
| Average gain per pass play | 7.8 | 6.3 |
| PUNTS Number and Average | 5-32.4 | 7-37.9 |
| TOTAL RETURN YARDS (not inc. kickoffs) | 181 | 150 |
| No. and Yards Punt Returns | 4-43 | 3-14 |
| No. and Yards Kickoff Returns | 3-47 | 7-136 |
| No. and Yards Interception Returns | 2-91 | 0-0 |
| PENALTIES Numbers and Yards | 4-30 | 2-25 |
| FUMBLES Numbers and Lost | 0-0 | 1-1 |
| EXTRA POINTS Made-Attempts | 2-4 | 2-2 |
| FIELD GOALS Made-Attempts | 2-3 | 0-0 |
| SAFETIES | 0 | 0 |
| FINAL SCORE | 32 | 14 |

SCORING SUMMARY

| TM | QTR | TIME | PLAY DESCRIPTION | MIN | OAK |
|-----|-----|-------|---|-----|-----|
| OAK | 2 | 0:48 | E. Mann 24 yd. Field Goal (12-90, 5:23) | 0 | 3 |
| OAK | 2 | 7:50 | D. Casper 1 yd. pass from K. Stabler (E. Mann kick) (10-64, 5:21) | 0 | 10 |
| OAK | 2 | 11:27 | P. Banaszak 1 yd. run (kick failed) (5-35, 2:20) | 0 | 16 |
| OAK | 3 | 9:44 | E. Mann 40 yd. Field Goal (5-31, 2:12) | 0 | 19 |
| MIN | 3 | 14:13 | S. White 8 yd. pass from F. Tarkenton (F. Cox kick) (12-68, 4:29) | 7 | 19 |
| OAK | 4 | 7:21 | P. Banaszak 2 yd. run (E. Mann kick) (4-54, 2:27) | 7 | 26 |
| OAK | 4 | 9:17 | W. Brown 75 yd. interception return (kick failed) | 7 | 32 |
| MIN | 4 | 14:35 | S. Voigt 13 yd. pass from B. Lee (F. Cox kick) (9-86, 1:31) | 14 | 32 |

SCORE BY QUARTER

| | 1 | 2 | 3 | 4 | OT | TOTAL |
|-----------|---|----|---|----|----|-------|
| OAKLAND | 0 | 16 | 3 | 13 | - | 32 |
| MINNESOTA | 0 | 0 | 7 | 7 | - | 14 |

OAKLAND RAIDERS

| RUSHING | Att | Yd | Avg | Lg | TD | |
|----------------|-----|-----|------|----|----|----|
| C. Davis | 16 | 137 | 8.6 | 35 | 0 | |
| M. van Eggen | 18 | 73 | 4.1 | 11 | 0 | |
| C. Garrett | 4 | 19 | 4.8 | 13 | 0 | |
| P. Banaszak | 10 | 19 | 1.9 | 6 | 2 | |
| H. Ginn | 2 | 9 | 4.5 | 9 | 0 | |
| M. Rae | 2 | 9 | 4.5 | 11 | 0 | |
| Total | 52 | 266 | 5.1 | 35 | 2 | |
| PASSING | Att | Cm | Yds | TD | Lg | In |
| K. Stabler | 19 | 12 | 180 | 1 | 48 | 0 |
| Total | 19 | 12 | 180 | 1 | 48 | 0 |
| RECEIVING | No | Yd | Avg | Lg | TD | |
| D. Casper | 4 | 70 | 17.5 | 25 | 1 | |
| F. Biletnikoff | 4 | 79 | 19.8 | 48 | 0 | |
| C. Garrett | 1 | 11 | 11 | 11 | 0 | |
| C. Branch | 3 | 20 | 6.7 | 10 | 0 | |
| Total | 12 | 180 | 15 | 48 | 1 | |
| INTERCEPTIONS | No | Yd | Avg | Lg | TD | |
| W. Hall | 1 | 16 | 16 | 16 | 0 | |
| W. Brown | 1 | 75 | 75 | 75 | 1 | |
| Total | 2 | 91 | 45.5 | 75 | 1 | |
| PUNT RETURNS | No | Yd | Avg | FC | Lg | TD |
| N. Colzie | 4 | 43 | 10.8 | 0 | 25 | 0 |
| Total | 4 | 43 | 10.8 | 0 | 25 | 0 |
| KICK RETURNS | No | Yd | Avg | Lg | TD | |
| C. Garrett | 2 | 47 | 23.5 | 24 | 0 | |
| M. Siani | 1 | 0 | 0 | 0 | 0 | |
| Total | 3 | 47 | 15.7 | 24 | 0 | |

MINNESOTA VIKINGS

| RUSHING | Att | Yd | Avg | Lg | TD | |
|---------------|-----|-----|------|----|----|----|
| C. Foreman | 17 | 44 | 2.6 | 7 | 0 | |
| B. McClanahan | 3 | 3 | 1.0 | 2 | 0 | |
| R. Miller | 2 | 4 | 2.0 | 3 | 0 | |
| B. Lee | 1 | 4 | 4.0 | 4 | 0 | |
| S. White | 1 | 7 | 7.0 | 7 | 0 | |
| S. Johnson | 2 | 9 | 4.5 | 8 | 0 | |
| Total | 26 | 71 | 2.7 | 8 | 0 | |
| PASSING | Att | Cm | Yds | TD | Lg | In |
| F. Tarkenton | 35 | 17 | 205 | 1 | 26 | 2 |
| B. Lee | 9 | 7 | 81 | 1 | 20 | 0 |
| Total | 44 | 24 | 286 | 2 | 26 | 2 |
| RECEIVING | No | Yd | Avg | Lg | TD | |
| C. Foreman | 5 | 62 | 12.4 | 26 | 0 | |
| A. Rashad | 3 | 53 | 17.7 | 25 | 0 | |
| R. Miller | 4 | 19 | 4.8 | 13 | 0 | |
| S. Voigt | 4 | 49 | 12.3 | 15 | 1 | |
| S. White | 5 | 77 | 15.4 | 20 | 1 | |
| S. Johnson | 3 | 26 | 8.7 | 17 | 0 | |
| Total | 24 | 286 | 11.9 | 26 | 2 | |
| INTERCEPTIONS | No | Yd | Avg | Lg | TD | |
| | -- | -- | -- | -- | -- | |
| PUNT RETURNS | No | Yd | Avg | FC | Lg | TD |
| L. Willis | 3 | 14 | 4.7 | 0 | 8 | 0 |
| Total | 3 | 14 | 4.7 | 0 | 8 | 0 |
| KICK RETURNS | No | Yd | Avg | Lg | TD | |
| L. Willis | 3 | 57 | 19 | 20 | 0 | |
| S. White | 4 | 79 | 19.8 | 26 | 0 | |
| Total | 7 | 136 | 19.4 | 26 | 0 | |

RAIDERS STARTERS

| OFFENSE | DEFENSE |
|---------------------|---------------------|
| C 50 D. Dalby | DT 74 D. Rowe |
| G 64 G. Buehler | DT 60 O. Sistrunk |
| G 63 E. Upshaw | DE 72 J. Matuszak |
| T 78 A. Shell | DE 41 P. Villapiano |
| T 75 J. Vella | LB 83 T. Hendricks |
| TE 87 D. Casper | LB 58 M. Johnson |
| WR25 F. Biletnikoff | LB 39 W. Hall |
| WR 21 C. Branch | CB 24 W. Brown |
| RB 28 C. Davis | CB 26 S. Thomas |
| RB 30 M. Van Eggen | FS 32 J. Tatum |
| QB 12 K. Stabler | SS 43 G. Atkinson |

VIKINGS STARTERS

| OFFENSE | DEFENSE |
|---------------------|---------------------|
| C 53 M. Tingelhoff | DT 88 A. Page |
| G 68 C. Goodrum | DT 69 D. Sutherland |
| G 62 E. White | DE 81 C. Eller |
| T 78 S. Riley | DE 70 J. Marshall |
| T 73 R. Yary | LB 59 M. Blair |
| TE 83 S. Voigt | LB 58 W. Hilgenberg |
| WR28 A. Rashad | LB 50 J. Siemon |
| WR 85 S. White | CB 20 B. Bryant |
| RB 44 C. Foreman | CB 43 N. Wright |
| RB 33 B. McClanahan | FS 22 P. Krause |
| QB 10 F. Tarkenton | SS 23 J. Wright |

SUPER BOWLS

SUPER BOWL XV

Louisiana Superdome; Sunday, Jan. 25, 1981; Attendance: 76,135; Time: 3:13 PM PST; Weather: played indoors, domed stadium

The 1980 Oakland Raiders entered Super Bowl XV against the NFC Champion Philadelphia Eagles as the ultimate underdogs. Not only were the Raiders the first wild card team to advance to the Super Bowl since the NFL adopted the new playoff format in 1978, but the Eagles had already defeated the Silver and Black, 10-7, just eight weeks earlier. This matchup would be markedly different, as a team that started the season with just a 2-3 record would claim the club's second championship with a dominating 27-10 victory.

The Raiders wasted no time establishing themselves in New Orleans, as

Rod Martin picked off a Ron Jaworski pass on the game's third play and returned it 37 yards to set up a Jim Plunkett touchdown pass to Cliff Branch. Later in the first quarter, Plunkett hit Kenny King for an 80-yard touchdown strike that set a then-Super Bowl record and gave the Silver and Black a 14-0 lead.

Head coach Tom Flores, employing a philosophy of pressure football, kept the offense firing away in the second half. Plunkett engineered a third-quarter drive that culminated in a 29-yard touchdown pass to Branch that gave the Raiders an insurmountable 21-3 lead. Chris Bahr added two field goals in the second half and the defense, led by a Super Bowl-record three interceptions by Martin, surrendered only a fourth-quarter touchdown.

Plunkett was tabbed for MVP honors after completing 13-of-21 passes for 261 yards and three touchdowns as the Silver and Black became the first wild card team in NFL history to win the Super Bowl.



| | RAIDERS | EAGLES |
|--|----------|----------|
| TOTAL FIRST DOWNS | 17 | 19 |
| By Rushing | 6 | 3 |
| By Passing | 10 | 14 |
| By Penalty | 1 | 2 |
| THIRD-DOWN EFFICIENCY | 6-12-50% | 5-12-42% |
| FOURTH-DOWN EFFICIENCY | 0-0-0% | 1-1-100% |
| TOTAL NET YARDS | 377 | 360 |
| Total Offensive Plays | 56 | 64 |
| Average gain per offensive play | 6.7 | 5.6 |
| NET YARDS RUSHING | 117 | 69 |
| Total Rushing Plays | 34 | 26 |
| Average gain per rushing play | 3.4 | 2.7 |
| NET YARDS PASSING | 260 | 291 |
| Times thrown—yards lost att. to pass | 1-1 | 0-0 |
| Gross yards passing | 259 | 291 |
| PASS ATT-COMP-INT | 21-13-0 | 38-18-3 |
| Average gain per pass play | 11.8 | 7.7 |
| PUNTS Number and Average | 3-42 | 3-36.3 |
| TOTAL RETURN YARDS (not inc. kickoffs) | 45 | 20 |
| No. and Yards Punt Returns | 2-1 | 3-20 |
| No. and Yards Kickoff Returns | 3-48 | 6-87 |
| No. and Yards Interception Returns | 3-44 | 0-0 |
| PENALTIES Numbers and Yards | 5-37 | 6-57 |
| FUMBLES Numbers and Lost | 0-0 | 1-1 |
| EXTRA POINTS Made-Attempts | 3-3 | 1-1 |
| FIELD GOALS Made-Attempts | 2-3 | 1-2 |
| SAFETIES | 0 | 0 |
| FINAL SCORE | 27 | 10 |

SCORING SUMMARY

| TM | QTR | TIME | PLAY DESCRIPTION | OAK | PHI |
|-----|-----|-------|--|-----|-----|
| OAK | 1 | 6:04 | C. Branch 2 yd. pass from J. Plunkett (C. Bahr kick) (7-30, 4:16) | 7 | 0 |
| OAK | 1 | 14:51 | K. King 80 yd. pass from J. Plunkett (C. Bahr kick) (3-86, 0:57) | 14 | 0 |
| PHI | 2 | 4:32 | T. Franklin 30 yd. Field Goal (8-61, 4:41) | 14 | 3 |
| OAK | 3 | 2:36 | C. Branch 29 yd. pass from J. Plunkett (C. Bahr kick) (5-76, 2:36) | 21 | 3 |
| OAK | 3 | 10:25 | C. Bahr 46 yd. Field Goal (7-40, 3:45) | 24 | 3 |
| PHI | 4 | 1:01 | K. Krefle 8 yd. pass from R. Jaworski (T. Franklin kick) (12-88, 5:36) | 24 | 10 |
| OAK | 4 | 6:31 | C. Bahr 35 yd. Field Goal (11-72, 5:30) | 27 | 10 |

SCORE BY QUARTER

| | 1 | 2 | 3 | 4 | OT | TOTAL |
|--------------|----|---|----|---|----|-------|
| OAKLAND | 14 | 0 | 10 | 3 | — | 27 |
| PHILADELPHIA | 0 | 3 | 0 | 7 | — | 10 |

OAKLAND RAIDERS

| RUSHING | Att | Yd | Avg | Lg | TD | |
|----------------|-----|-----|------|-----|----|----|
| M. van Eeghen | 18 | 75 | 4.2 | 8 | 0 | |
| K. King | 6 | 18 | 3.0 | 6 | 0 | |
| D. Jensen | 4 | 17 | 4.3 | 6 | 0 | |
| J. Plunkett | 3 | 9 | 3.0 | 5 | 0 | |
| A. Whittington | 3 | -2 | -0.7 | 2 | 0 | |
| Total | 34 | 117 | 3.4 | 8 | 0 | |
| PASSING | Att | Cm | Yds | TD | Lg | In |
| J. Plunkett | 21 | 13 | 261 | 3 | 80 | 0 |
| Total | 21 | 13 | 261 | 3 | 80 | 0 |
| RECEIVING | No | Yd | Avg | Lg | TD | |
| C. Branch | 5 | 67 | 13.4 | 29T | 2 | |
| B. Chandler | 4 | 77 | 19.3 | 32 | 0 | |
| K. King | 2 | 93 | 46.5 | 80T | 1 | |
| R. Chester | 2 | 24 | 12.0 | 16 | 0 | |
| Total | 13 | 261 | 20.1 | 80T | 3 | |
| INTERCEPTIONS | No | Yd | Avg | Lg | TD | |
| R. Martin | 3 | 44 | 14.7 | 25 | 0 | |
| Total | 3 | 44 | 14.7 | 25 | 0 | |
| PUNT RETURNS | No | Yd | Avg | FC | Lg | TD |
| I. Matthews | 2 | 1 | 0.5 | 1 | 2 | 0 |
| Total | 2 | 1 | 0.5 | 1 | 2 | 0 |
| KICK RETURNS | No | Yd | Avg | Lg | TD | |
| I. Matthews | 2 | 29 | 14.5 | 21 | 0 | |
| K. Moody | 1 | 19 | 19 | 19 | 0 | |
| Total | 3 | 48 | 16 | 21 | 0 | |

PHILADELPHIA EAGLES

| RUSHING | | Att | Yd | Avg | Lg | TD |
|---------------|--|-----|-----|------|----|------|
| W.Montgomery | | 16 | 44 | 2.8 | 8 | 0 |
| L.Harris | | 7 | 14 | 2.0 | 5 | 0 |
| L.Giammona | | 1 | 7 | 7.0 | 7 | 0 |
| P.Harrington | | 1 | 4 | 4.0 | 4 | 0 |
| R.Jaworski | | 1 | 0 | 0.0 | 0 | 0 |
| Total | | 26 | 69 | 2.7 | 8 | 0 |
| PASSING | | Att | Cm | Yds | TD | In |
| R.Jaworski | | 38 | 18 | 291 | 1 | 43 3 |
| Total | | 38 | 18 | 291 | 1 | 43 3 |
| RECEIVING | | No | Yd | Avg | Lg | TD |
| W.Montgomery | | 6 | 19 | 3.2 | 25 | 0 |
| H.Carmichael | | 5 | 83 | 16.6 | 29 | 0 |
| C.Smith | | 2 | 59 | 29.5 | 43 | 0 |
| K.Krefle | | 2 | 16 | 8.0 | 8T | 1 |
| J.Spagnola | | 1 | 22 | 22.0 | 22 | 0 |
| R.Parker | | 1 | 19 | 19.0 | 19 | 0 |
| L.Harris | | 1 | 1 | 1.0 | 1 | 0 |
| Total | | 18 | 219 | 12.2 | 43 | 1 |
| INTERCEPTIONS | | No | Yd | Avg | Lg | TD |
| | | -- | -- | -- | -- | -- |
| PUNT RETURNS | | No | Yd | Avg | FC | Lg |
| J.Sciarra | | 2 | 18 | 9.0 | 0 | 12 |
| W.Henry | | 1 | 2 | 2.0 | 0 | 2 |
| Total | | 3 | 20 | 6.7 | 0 | 12 |
| KICK RETURNS | | No | Yd | Avg | Lg | TD |
| B.Campfield | | 5 | 87 | 17.4 | 21 | 0 |
| P.Harrington | | 1 | 0 | 0.0 | 0 | 0 |
| Total | | 6 | 87 | 14.5 | 21 | 0 |

RAIDERS STARTERS

| OFFENSE | DEFENSE |
|---------------------|--------------------|
| C. 50 D. Dalby | NT 62 R. Kinlaw |
| G. 65 M. Marvin | DE 73 D. Brown |
| G. 63 E. Upshaw | DE 72 J. Matuszak |
| T. 70 H. Lawrence | LB 83 T. Hendricks |
| T. 78 A. Shell | LB 53 R. Martin |
| TE 88 R. Chester | LB 55 M. Miller |
| WR 85 B. Chandler | LB 51 B. Nelson |
| WR 21 C. Branch | CB 37 L. Hayes |
| RB 33 K. King | CB 35 D. O'Steen |
| RB 30 M. van Eeghen | FS 44 B. Owens |
| QB 16 J. Plunkett | SS 36 M. Davis |

EAGLES STARTERS

| OFFENSE | DEFENSE |
|---------------------|-------------------|
| C. 50 G. Morris | NT 65 C. Johnson |
| G. 69 W. Peoples | DE 78 C. Hairston |
| G. 62 P. Perot | DE 68 D. Harrison |
| T. 76 J. Sisemore | LB 95 J. Bunting |
| T. 75 S. Walters | LB 56 J. Robinson |
| TE 84 K. Krefle | LB 66 B. Bergery |
| WR 17 H. Carmichael | LB 55 F. LeMaster |
| WR 88 J. Spagnola | CB 46 H. Edwards |
| RB 20 L. Harris | CB 43 R. Young |
| RB 31 W. Montgomery | FS 22 B. Wilson |
| QB 7 R. Jaworski | SS 41 R. Logan |

SUPER BOWLS

SUPER BOWL XVIII

Tampa Stadium; Sunday, Jan. 22, 1984; Attendance: 72,920; Time: 3:31 PM PST; Weather: 68°F; partly cloudy, wind NE 20 mph

Famously dubbed "Black Sunday" by NFL Films, Super Bowl XVIII put on display the best that the NFL had to offer as the Los Angeles Raiders drubbed the Washington Redskins, 38-9. The resounding victory rested on the running brilliance of Marcus Allen and the strength of dominating defense and special teams play that lifted the Raiders to the club's third Super Bowl title in eight years.

Clad in their famous black jerseys, the Raiders jumped on the scoreboard first as Derrick Jensen blocked a first-quarter punt deep in Washington territory and fell on the ball in the end zone for a touchdown. In the second quarter, Jim Plunkett orchestrated an efficient three-play drive that culminated in a 12-yard touchdown pass to Cliff Branch.

After a Redskins field goal, the Silver and Black defense would strike just moments before halftime. Keying on a Washington screen pass play that had worked successfully against the Raiders during a regular season meeting between the two teams, defensive coordinator Charlie Sumner inserted reserve Jack Squirek with time winding down in the first half. As Joe Theismann lobbed a screen out towards Joe Washington from the 12-yard line, Squirek stepped in front of the pass and returned the interception for a touchdown to give the Raiders a 21-3 halftime advantage.

The Raiders' second half performance was just as dominant as the team shifted focus to its running game, led by Allen. The second-year running back scored a third-quarter touchdown on a 5-yard run before breaking off perhaps the finest run in Super Bowl history later in the same period. Allen took a handoff from Plunkett and started left on the play but went too wide for his blocking and reversed his field, burst free of pursuit and found the end zone after a 74-yard sprint to give the Raiders an insurmountable lead and give the city of Los Angeles its first and only Super Bowl victory.

Allen was the easy choice as the game's Most Valuable Player, gaining 191 yards on 20 carries with two touchdowns.

| | REDSKINS | RAIDERS |
|---|----------|----------|
| TOTAL FIRST DOWNS | 19 | 18 |
| By Rushing | 7 | 8 |
| By Passing | 10 | 9 |
| By Penalty | 2 | 1 |
| THIRD-DOWN EFFICIENCY | 6-17-35% | 5-13-38% |
| FOURTH-DOWN EFFICIENCY | 0-1-0% | 0-0-0% |
| TOTAL NET YARDS | 283 | 385 |
| Total Offensive Plays | 73 | 60 |
| Average gain per offensive play | 3.9 | 6.4 |
| NET YARDS RUSHING | 90 | 231 |
| Total Rushing Plays | 32 | 33 |
| Average gain per rushing play | 2.8 | 7.0 |
| NET YARDS PASSING | 193 | 154 |
| Times thrown - yards lost att. to pass | 6-50 | 2-18 |
| Gross yards passing | 243 | 172 |
| PASS ATT-COMP-INT | 35-16-2 | 25-16-0 |
| Average gain per pass play | 4.7 | 5.7 |
| PUNTS Number and Average | 8-32.4 | 7-42.7 |
| TOTAL RETURN YARDS (not inc. kickoffs) | 167 | 30 |
| No. and Yards Punt Returns | 2-35 | 2-8 |
| No. and Yards Kickoff Returns | 7-132 | 1-17 |
| No. and Yards Interception Returns | 0-0 | 2-5 |
| PENALTIES Numbers and Yards | 4-62 | 7-56 |
| FUMBLES Numbers and Lost | 1-1 | 3-2 |
| EXTRA POINTS Made-Attempts | 0-1 | 5-5 |
| FIELD GOALS Made-Attempts | 1-2 | 1-1 |
| SAFETIES | 0 | 0 |
| FINAL SCORE | 9 | 38 |

SCORING SUMMARY

| TM | QTR | TIME | PLAY DESCRIPTION | WASH | LA |
|----|-----|-------|--|------|----|
| LA | 1 | 4:52 | D. Jensen blocked punt return (C. Bahr kick) | 0 | 7 |
| LA | 2 | 5:46 | C. Branch 12 yd. pass from J. Plunkett (C. Bahr kick) (3-65, 1:34) | 0 | 14 |
| WR | 2 | 11:55 | M. Molesley 24 yd. Field Goal (13-73, 6:09) | 3 | 14 |
| LA | 2 | 14:53 | J. Squirek 5 yd. interception return (C. Bahr kick) | 3 | 21 |
| WR | 3 | 4:08 | J. Riggins 1 yd. run (kick blocked) (9-70, 4:08) | 9 | 21 |
| LA | 3 | 7:54 | M. Allen 5 yd. run (C. Bahr kick) (8-70, 3:46) | 9 | 28 |
| LA | 3 | 15:00 | M. Allen 74 yd. run (C. Bahr kick) (1-74, 0:12) | 9 | 35 |
| LA | 4 | 12:36 | C. Bahr 21 yd. Field Goal (8-55, 3:55) | 9 | 38 |

SCORE BY QUARTER

| | 1 | 2 | 3 | 4 | OT | TOTAL |
|-------------|---|----|----|---|----|-------|
| LOS ANGELES | 7 | 14 | 14 | 3 | - | 38 |
| WASHINGTON | 0 | 3 | 6 | 0 | - | 9 |

LOS ANGELES RAIDERS

| RUSHING | Att | Yd | Avg | Lg | TD | |
|----------------|-----|-----|------|----|----|----|
| M. Allen | 20 | 191 | 9.5 | 74 | 2 | |
| K. King | 3 | 12 | 4.0 | 10 | 0 | |
| F. Hawkins | 3 | 6 | 2.0 | 3 | 0 | |
| G. Pruitt | 5 | 17 | 3.4 | 11 | 0 | |
| J. Plunkett | 1 | -2 | -2.0 | -2 | 0 | |
| C. Willis | 1 | 7 | 7.0 | 7 | 0 | |
| Total | 33 | 231 | 7.0 | 74 | 2 | |
| PASSING | Att | Cm | Yds | TD | Lg | In |
| J. Plunkett | 25 | 16 | 172 | 1 | 50 | 0 |
| Total | 25 | 16 | 172 | 1 | 50 | 0 |
| RECEIVING | No | Yd | Avg | Lg | TD | |
| M. Allen | 2 | 18 | 9.0 | 12 | 0 | |
| K. King | 2 | 8 | 4.0 | 7 | 0 | |
| T. Christensen | 4 | 32 | 8.0 | 14 | 0 | |
| C. Branch | 6 | 94 | 15.7 | 50 | 1 | |
| F. Hawkins | 2 | 20 | 10.0 | 14 | 0 | |
| Total | 16 | 172 | 10.8 | 50 | 1 | |
| INTERCEPTIONS | No | Yd | Avg | Lg | TD | |
| J. Squirek | 1 | 5 | 5 | 5T | 1 | |
| M. Haynes | 1 | 0 | 0 | 0 | 0 | |
| Total | 2 | 5 | 2.5 | 5T | 1 | |
| PUNT RETURNS | No | Yd | Avg | FC | Lg | TD |
| T. Watts | 1 | 0 | 0 | 0 | 0 | 0 |
| G. Pruitt | 1 | 8 | 8 | 3 | 8 | 0 |
| Total | 2 | 8 | 4.0 | 3 | 8 | 0 |
| KICK RETURNS | No | Yd | Avg | Lg | TD | |
| G. Pruitt | 1 | 17 | 17 | 17 | 0 | |
| Total | 1 | 17 | 17 | 17 | 0 | |

WASHINGTON REDSKINS

| RUSHING | Att | Yd | Avg | Lg | TD | |
|---------------|-----|-----|------|----|----|----|
| J. Riggins | 26 | 64 | 2.5 | 8 | 1 | |
| J. Theismann | 3 | 18 | 6.0 | 8 | 0 | |
| J. Washington | 3 | 8 | 2.7 | 5 | 0 | |
| Total | 32 | 90 | 2.8 | 8 | 1 | |
| PASSING | Att | Cm | Yds | TD | Lg | In |
| J. Theismann | 35 | 16 | 243 | 0 | 60 | 2 |
| Total | 35 | 16 | 243 | 0 | 60 | 2 |
| RECEIVING | No | Yd | Avg | Lg | TD | |
| C. Didier | 5 | 65 | 13.0 | 20 | 0 | |
| J. Washington | 3 | 20 | 6.7 | 10 | 0 | |
| C. Garrett | 1 | 17 | 17.0 | 17 | 0 | |
| C. Brown | 3 | 93 | 31.0 | 60 | 0 | |
| N. Giaminto | 2 | 21 | 10.5 | 14 | 0 | |
| A. Monk | 1 | 26 | 26.0 | 26 | 0 | |
| J. Riggins | 1 | 1 | 1.0 | 1 | 0 | |
| Total | 16 | 243 | 15.2 | 60 | 0 | |
| INTERCEPTIONS | No | Yd | Avg | Lg | TD | |
| | - | - | - | - | - | |
| PUNT RETURNS | No | Yd | Avg | FC | Lg | TD |
| N. Giaminto | 1 | 1 | 1.0 | 2 | 1 | 0 |
| D. Green | 1 | 34 | 34.0 | 0 | 34 | 0 |
| Total | 2 | 35 | 17.5 | 2 | 34 | 0 |
| KICK RETURNS | No | Yd | Avg | Lg | TD | |
| C. Garrett | 5 | 100 | 20.0 | 35 | 0 | |
| D. Grant | 1 | 32 | 32.0 | 32 | 0 | |
| B. Kimball | 1 | 0 | 0.0 | 0 | 0 | |
| Total | 7 | 132 | 18.6 | 35 | 0 | |

RAIDERS STARTERS

| OFFENSE | DEFENSE |
|----------------------|--------------------|
| C 50 D. Dalby | NT 62 R. Kinlaw |
| G 73 C. Hannah | DE 77 L. Alzado |
| G 65 M. Marvin | DE 75 H. Long |
| T 79 B. Davis | LB 83 T. Hendricks |
| T 70 H. Lawrence | LB 53 R. Martin |
| TE 46 T. Christensen | LB 55 M. Miller |
| WR80 M. Barnwell | LB 51 B. Nelson |
| WR21 C. Branch | CB 37 L. Hayes |
| RB 32 M. Allen | CB 22 M. Haynes |
| RB 33 K. King | FS 26 V. McElroy |
| QB 16 J. Plunkett | SS 36 M. Davis |

REDSKINS STARTERS

| OFFENSE | DEFENSE |
|-------------------|----------------------|
| C 53 J. Bostic | DT 65 D. Butz |
| G 68 R. Grimm | DT 77 D. Grant |
| G 73 M. May | DE 79 T. Liebenstein |
| T 66 J. Jacoby | DE 72 D. Manley |
| T 74 G. Stark | LB 55 M. Kaufman |
| TE 88 R. Walker | LB 57 R. Milot |
| TE 85 D. Warren | LB 52 N. Olkewicz |
| WR87 C. Brown | CB 28 D. Green |
| WR81 A. Monk | CB 24 A. Washington |
| RB 44 J. Riggins | FS 29 M. Murphy |
| QB 7 J. Theismann | SS 48 K. Coffey |

SUPER BOWLS

SUPER BOWL XXXVII

Qualcomm Stadium; Sunday, Jan. 26, 2003; Attendance: 67,603; Time: 3:50 PM PST; Weather: 81°F; sunny, 21% humidity, wind WSW 8 mph

After three seasons of knocking on the door, the 2002 Raiders broke through to earn a place in the Super Bowl for the fifth time in franchise history. Led by NFL Most Valuable Player Rich Gannon, the Silver and Black claimed a third-straight AFC West title in 2002, and dispatched the Tennessee Titans in the AFC Championship Game, 41-24, in dominating fashion. The team's ultimate goal of a fourth Super Bowl title would prove elusive, however, as the Raiders fell to the Tampa Bay Buccaneers in Super Bowl XXXVII in San Diego, 48-21.



The Raiders got on the board first, capitalizing on a Charles Woodson interception on the game's first possession and getting a 40-yard field goal from Sebastian Janikowski. The score would be the last until late in the third quarter for the Raiders, as the Buccaneers reeled off 34 unanswered points to build a large lead.

The Silver and Black got back into the game with three touchdowns in the second half. Gannon connected with Jerry Porter and Jerry Rice on touchdown passes of 39 and 48 yards, respectively, and Eric Johnson returned a blocked punt 13 yards for a score to move the Raiders to within two scores at 34-21 in the fourth quarter.

Tampa Bay halted any chance of a Raider comeback with two interception returns for touchdowns in the fourth quarter, one by Derrick Brooks for 44 yards and one by Dwight Smith on a tipped pass for 50 yards.

SCORING SUMMARY

| TM | QTR | TIME | PLAY DESCRIPTION | OAK | TB |
|-----|-----|-------|---|-----|----|
| OAK | 1 | 10:40 | S. Janikowski 40 yd. Field Goal (7-14, 2:55) | 3 | 0 |
| TB | 1 | 7:51 | M. Gramatica 31 yd. Field Goal (9-58, 2:49) | | 3 |
| TB | 2 | 11:16 | M. Gramatica 43 yd. Field Goal (9-26, 3:53) | | 3 |
| TB | 2 | 6:24 | M. Alstott 2 yd. run (M. Gramatica kick) (4-27, 2:02) | | 3 |
| TB | 2 | 0:30 | K. McCardell 5 yd. pass from B. Johnson (M. Gramatica kick) | | 3 |
| TB | 3 | 5:30 | K. McCardell 8 yd. pass from B. Johnson (M. Gramatica kick) | | 3 |
| TB | 3 | 4:47 | D. Smith 44 yd. interception return (M. Gramatica kick) | | 3 |
| OAK | 3 | 2:14 | J. Porter 39 yd. pass from R. Gannon (pass failed) (8-82, 2:33) | 9 | 34 |
| OAK | 4 | 14:16 | E. Johnson 13 yd. return of blocked punt (pass failed) | 15 | 34 |
| OAK | 4 | 6:06 | J. Rice 48 yd. pass from R. Gannon (pass failed) (8-78, 2:56) | 21 | 34 |
| TB | 4 | 1:18 | D. Brooks 44 yd. interception return (M. Gramatica kick) | 21 | 41 |
| TB | 4 | 0:02 | D. Smith 50 yd. interception return (M. Gramatica kick) | 21 | 48 |

| | RAIDERS | BUCS |
|--|----------|----------|
| TOTAL FIRST DOWNS | 11 | 24 |
| By Rushing | 1 | 6 |
| By Passing | 9 | 15 |
| By Penalty | 1 | 3 |
| THIRD-DOWN EFFICIENCY | 7-16-44% | 6-15-40% |
| FOURTH-DOWN EFFICIENCY | 0-0-0% | 0-1-0% |
| TOTAL NET YARDS | 269 | 365 |
| Total Offensive Plays | 60 | 76 |
| Average gain per offensive play | 4.5 | 4.8 |
| NET YARDS RUSHING | 19 | 150 |
| Total Rushing Plays | 11 | 42 |
| Average gain per rushing play | 1.7 | 3.6 |
| NET YARDS PASSING | 250 | 215 |
| Times thrown – yards lost att. to pass | 5-22 | 0-0 |
| Gross yards passing | 272 | 215 |
| PASS ATT-COMP-INT | 44-24-5 | 34-18-1 |
| Average gain per pass play | 5.1 | 6.3 |
| PUNTS Number and Average | 5-1-1 | 9-0-0 |
| TOTAL RETURN YARDS (not inc. kickoffs) | 41 | 197 |
| No. and Yards Punt Returns | 3-29 | 1-25 |
| No. and Yards Kickoff Returns | 9-149 | 4-90 |
| No. and Yards Interception Returns | 1-12 | 5-172 |
| PENALTIES Numbers and Yards | 7-51 | 5-41 |
| FUMBLES Numbers and Lost | 1-0 | 1-0 |
| EXTRA POINTS Made-Attempts | 0-3 | 6-6 |
| FIELD GOALS Made-Attempts | 1-1 | 2-2 |
| SAFETIES | 0 | 0 |
| FINAL SCORE | 21 | 48 |

SCORE BY QUARTER

| | 1 | 2 | 3 | 4 | OT | TOTAL |
|-----------|---|----|----|----|----|-------|
| OAKLAND | 3 | 0 | 6 | 12 | – | 21 |
| TAMPA BAY | 3 | 17 | 14 | 14 | – | 48 |

OAKLAND RAIDERS

| RUSHING | Att | Yd | Avg | Lg | TD | |
|---------------|-----|-----|---|----|----|----|
| C. Garner | 7 | 10 | 1.4 | 4 | 0 | |
| Z. Crockett | 2 | 6 | 3.0 | 4 | 0 | |
| R. Gannon | 2 | 3 | 1.5 | 2 | 0 | |
| Total | 11 | 19 | 1.7 | 4 | 0 | |
| PASSING | Att | Cm | Yds <th>TD</th> <th>Lg</th> <th>In</th> | TD | Lg | In |
| R. Gannon | 44 | 24 | 272 | 2 | 48 | 5 |
| Total | 44 | 24 | 272 | 2 | 48 | 5 |
| RECEIVING | No | Yd | Avg | Lg | TD | |
| C. Garner | 7 | 51 | 7.3 | 9 | 0 | |
| J. Rice | 5 | 77 | 15.4 | 48 | 1 | |
| D. Jolley | 5 | 59 | 11.8 | 25 | 0 | |
| J. Porter | 4 | 62 | 15.5 | 39 | 1 | |
| T. Brown | 1 | 9 | 9.0 | 9 | 0 | |
| J. Ritchie | 1 | 7 | 7.0 | 7 | 0 | |
| T. Wheatley | 1 | 7 | 7.0 | 7 | 0 | |
| Total | 24 | 272 | 11.3 | 48 | 2 | |
| INTERCEPTIONS | No | Yd | Avg | Lg | TD | |
| C. Woodson | 1 | 12 | 12.0 | 12 | 0 | |
| Total | 1 | 12 | 12.0 | 12 | 0 | |
| PUNT RETURNS | No | Yd | Avg | FC | Lg | TD |
| D. Gordon | 3 | 29 | 9.7 | 0 | 17 | 0 |
| T. Brown | 0 | 0 | 0.0 | 1 | 0 | 0 |
| Total | 3 | 29 | 9.7 | 1 | 17 | 0 |
| KICK RETURNS | No | Yd | Avg | Lg | TD | |
| M. Knight | 8 | 143 | 17.9 | 29 | 0 | |
| C. Cooper | 1 | 6 | 6.0 | 6 | 0 | |
| Total | 9 | 149 | 16.6 | 29 | 0 | |

TAMPA BAY BUCCANEERS

| RUSHING | Att | Yd | Avg | Lg | TD | |
|---------------|-----|-----|------|----|----|----|
| M. Pittman | 29 | 124 | 4.3 | 24 | 0 | |
| M. Alstott | 10 | 15 | 1.5 | 5 | 1 | |
| B. Johnson | 1 | 10 | 10.0 | 10 | 0 | |
| A. Stecker | 1 | 1 | 1.0 | 1 | 0 | |
| T. Tupa | 1 | 0 | 0.0 | 0 | 0 | |
| Total | 42 | 150 | 3.6 | 24 | 1 | |
| PASSING | Att | Cm | Yds | TD | Lg | In |
| B. Johnson | 34 | 18 | 215 | 2 | 33 | 1 |
| Total | 34 | 18 | 215 | 2 | 33 | 1 |
| RECEIVING | No | Yd | Avg | Lg | TD | |
| K. Johnson | 6 | 69 | 11.5 | 18 | 0 | |
| M. Alstott | 5 | 43 | 8.6 | 16 | 0 | |
| J. Jurevicius | 4 | 78 | 19.5 | 33 | 0 | |
| K. McCardell | 2 | 13 | 6.5 | 8 | 2 | |
| K. Dilger | 1 | 12 | 12.0 | 12 | 0 | |
| Total | 18 | 215 | 11.9 | 33 | 2 | |
| INTERCEPTIONS | No | Yd | Avg | Lg | TD | |
| D. Smith | 2 | 94 | 47.0 | 50 | 2 | |
| D. Jackson | 2 | 34 | 17.0 | 25 | 0 | |
| D. Brooks | 1 | 44 | 44.0 | 44 | 1 | |
| Total | 18 | 215 | 11.9 | 33 | 2 | |
| PUNT RETURNS | No | Yd | Avg | FC | Lg | TD |
| K. Williams | 1 | 25 | 25.0 | 4 | 25 | 0 |
| Total | 1 | 25 | 25.0 | 4 | 25 | 0 |
| KICK RETURNS | No | Yd | Avg | Lg | TD | |
| A. Stecker | 3 | 67 | 22.3 | 27 | 0 | |
| D. Smith | 1 | 23 | 23.0 | 23 | 0 | |
| [TOUCHBACK] | 1 | 0 | 0.0 | - | 0 | |
| Total | 4 | 90 | 22.5 | 27 | 0 | |

RAIDERS STARTERS

| OFFENSE | DEFENSE |
|--------------------|---------------------|
| C 62 A. Treu | DT 95 S. Adams |
| LG 73 F. Middleton | DT 97 J. Parrella |
| RG 79 M. Collins | DE 99 D. Grant |
| LT 65 B. Sims | DE 91 R. Upshaw |
| RT 72 L. Kennedy | LB 53 B. Romanowski |
| TE 88 D. Jolley | LB 50 E. Barton |
| WR81 T. Brown | LB 58 N. Harris |
| WR80 J. Rice | CB 24 C. Woodson |
| WR84 J. Porter | CB 20 T. James |
| RB 25 C. Garner | FS 26 R. Woodson |
| QB 12 R. Gannon | SS 33 A. Dorsett |

BUCCANEERS STARTERS

| OFFENSE | DEFENSE |
|-------------------|------------------|
| C 62 J. Christy | DT 99 W. Sapp |
| LG 71 K. Jenkins | NT 91 C. Darby |
| RG 60 C. Coleman | LE 94 G. Spires |
| LT 72 R. Oben | RE 97 S. Rice |
| RT 68 K. Walker | DB 26 D. Smith |
| TE 85 K. Dilger | LB 53 S. Quarles |
| WR19 K. Johnson | LB 55 D. Brooks |
| WR87 K. McCardell | CB 25 B. Kelly |
| RB 32 M. Pittman | CB 20 R. Barber |
| FB 40 M. Alstott | FS 34 D. Jackson |
| QB 14 B. Johnson | SS 47 J. Lynch |

PLAYOFF HISTORY

RAIDERS 40, HOUSTON OILERS 7

1967 AFL Championship

Dec. 31, 1967 at
Oakland-Alameda County Coliseum;
Oakland, Calif.

The Raiders made a splash in the organization's first-ever postseason contest, posting an emphatic 40-7 victory over Houston in front of 53,330 fans at Oakland-Alameda County Coliseum.

Fullbacks Pete Banaszak (15-116) and Hewritt Dixon (22-141) each topped 100 yards on the ground and quarterback Daryle Lamonica tossed a pair of touchdown passes and rushed for an additional score in the rout. Veteran kicker George Blanda added three field goals for Oakland.

Following a tight first period, Dixon got the Raiders on the board with a 69-yard touchdown scamper around left end in the second quarter. Blanda set up for a field-goal attempt on fourth-and-1 later in the frame, but Lamonica took the snap and connected with tight end Dave Kocourek for a 17-yard touchdown pass to give the Raiders a 17-0 lead at the half.

In the third quarter, Lamonica's 1-yard dive and the first of Blanda's three field goals gave Oakland an insurmountable 27-0 lead. Two more Blanda field goals and a 12-yard touchdown pass from Lamonica to wide receiver Bill Miller in the fourth period closed out the scoring for the day for Oakland, earning for the Raiders the right to represent the American Football League in the second AFL-NFL Championship.

| | 1 | 2 | 3 | 4 | F |
|----------------|---|----|----|----|----|
| Houston Oilers | 0 | 0 | 0 | 7 | 7 |
| Raiders | 3 | 14 | 10 | 13 | 40 |

OAK - Blanda 37 yd. FG
OAK - Dixon 69 yd. run (Blanda kick)
OAK - Kocourek 17 yd. pass from Lamonica (Blanda kick)
OAK - Lamonica 1 yd. run (Blanda kick)
OAK - Blanda 40 yd. FG
OAK - Blanda 42 yd. FG
HOU - Frazier 5 yd. pass from Beathard (Wittenborn kick)
OAK - Blanda 36 yd. FG
OAK - Miller 12 yd. pass from Lamonica (Blanda kick)

RAIDERS 41, KANSAS CITY 6


1968 AFL Playoff

Dec. 22, 1968 at Oakland-Alameda County Coliseum; Oakland, Calif.

Deadlocked atop the AFL Western Division standings with identical 12-2 records, the Raiders and Chiefs met in a playoff contest to determine the New York Jets' opponent in the 1968 AFL Championship Game. Oakland used a devastating air attack behind quarterback Daryle Lamonica and receivers Fred Biletnikoff and Warren Wells to hand Kansas City a 41-6 defeat and book a date with Joe Namath's Jets for a shot at the team's second straight AFL title.

Lamonica lived up to his "Mad Bomber" moniker, passing for 347 yards on 19 completions with five touchdowns on the day. All of Lamonica's scoring tosses went to either Biletnikoff (7-180-3) or Wells (4-93-2), while an opportunistic Raider defense picked off Chiefs quarterback Len Dawson four times in the decisive victory.

Oakland jumped out to a 21-0 lead in the first quarter following two touchdown passes from Lamonica to Biletnikoff and an additional scoring toss to Wells. The Chiefs got into the action with a pair of Jan Stenerud field goals in the second quarter, but a 54-yard pass on a third-and-8 play for Biletnikoff's third scoring catch gave



the Raiders a 28-6 advantage at the half.

Following a scoreless third period, Lamonica hooked up with Wells for a 35-yard touchdown pass in the fourth quarter to extend the Oakland lead. Well's second touchdown of the day and a pair of George Blanda field goals following interceptions by defensive backs Willie Brown and Nemiah Wilson sealed the victory for the Silver and Black.

| | 1 | 2 | 3 | 4 | F |
|-------------|----|---|---|----|----|
| Kansas City | 0 | 6 | 0 | 0 | 6 |
| Raiders | 21 | 7 | 0 | 13 | 41 |

OAK - Biletnikoff 24 yd. pass from Lamonica (Blanda kick)
OAK - Wells 23 yd. pass from Lamonica (Blanda kick)
OAK - Biletnikoff 44 yd. pass from Lamonica (Blanda kick)
KC - Stenerud 10 yd. FG
KC - Stenerud 8 yd. FG
OAK - Biletnikoff 54 yd. pass from Lamonica (Blanda kick)
OAK - Wells 35 yd. pass from Lamonica (Blanda kick)
OAK - Blanda 41 yd. FG
OAK - Blanda 40 yd. FG

NEW YORK JETS 27, RAIDERS 23

1968 AFL Championship

Dec. 29, 1968 at Shea Stadium;
Flushing Meadows, N.Y.

Just six weeks after the two teams met in the famed "Heidi Game," the Raiders' quest for a second straight AFL title came to an end as Joe Namath's 6-yard touchdown pass to receiver Don Maynard with just under eight minutes remaining in regulation lifted the Jets to a 27-23 win in a back-and-forth struggle.

Oakland quarterback Daryle Lamonica posted a second prolific passing performance in as many weeks, completing 20-of-47 attempts for a franchise-record 406 yards and one touchdown. Fred Biletnikoff hauled in seven passes for 190 yards and one touchdown to lead all receivers.

After surrendering 10 points in the first quarter, a 29-yard scoring pass from Lamonica to Biletnikoff and a George Blanda field goal trimmed the New York lead to 13-10 entering the half. Blanda tied the score with a 9-yard field goal midway through the third period, but the Jets took the lead once again by way of a 20-yard pass from Namath to Pete Lammons, setting up a wildly entertaining fourth quarter.

Blanda's third field goal of the day, a 20-yarder, cut the lead to four points in the final period and rookie defensive back George Atkinson picked off a Namath pass and returned it to New York's 5-yard line on the ensuing possession. Fullback Pete Banaszak barreled into the end zone on the very next play, giving the Raiders their first lead of the game.

The Jets came back with a three-play scoring drive, culminating in Namath's touchdown pass to Maynard after the two had hooked up for a 52-yard gain on the previous play. Lamonica took the Raiders deep into scoring range on two more fourth-quarter drives, the second of which ended on an incomplete swing pass intended for Charlie Smith that was ruled a lateral and recovered by the Jets.

| | 1 | 2 | 3 | 4 | F |
|---------|----|----|---|----|----|
| Raiders | 0 | 10 | 3 | 10 | 23 |
| NY Jets | 10 | 3 | 7 | 7 | 27 |

NYJ - Maynard 14 yd. pass from Namath (Turner kick)
NYJ - Turner 33 yd. FG
OAK - Biletnikoff 29 yd. pass from Lamonica (Blanda kick)
NYJ - Turner 36 yd. FG
OAK - Blanda 26 yd. FG
OAK - Blanda 9 yd. FG
NYJ - Lammons 20 yd. pass from Namath (Turner kick)
OAK - Blanda 20 yd. FG
OAK - Banaszak 5 yd. run (Blanda kick)
NYJ - Maynard 6 yd. pass from Namath (Turner kick)



PLAYOFF HISTORY

RAIDERS 56, HOUSTON OILERS 7

1969 AFL Divisional Playoff

Dec. 21, 1969 at

Oakland-Alameda County Coliseum;
Oakland, Calif.



Quarterback Daryle Lamonica, in perhaps his finest hour as a pro, set a single-game playoff record with six touchdown passes to lead the Silver and Black to a swift and decisive 56-7 victory over the visiting Houston Oilers in an AFL Divisional Playoff.

Under the direction of first-year head coach John Madden, a quick-strike offense and a smothering defense paced the Raiders to 28 first-quarter points. On the team's second possession, Lamonica connected with running back Larry Todd for a 40-yard completion, setting up a 13-yard scoring pass to receiver Fred Biletnikoff. On the ensuing possession, defensive back George Atkinson picked off a pass from Houston quarterback Pete Beathard and returned it 57 yards for a touchdown, staking the Raiders to a 14-0 advantage.

The Raider defense struck again on the Oilers' next series, as lineman Carleton Oats recovered a fumble on a first-down play. The turnover set up another scoring strike, with Lamonica finding receiver Rod Sherman for a 24-yard score. Another Oiler fumble, this time by Beathard on a first-down snap, set up an immediate 31-yard scoring pass from Lamonica to Biletnikoff.

Oakland's offense continued to fire on all cylinders in the second quarter, as Lamonica hooked up with running back Charlie Smith for a 60-yard touchdown catch-and-run to make the score 35-0.

Third-quarter touchdown passes to Sherman and tight end Billy Cannon gave Lamonica the record and effectively put the game out of reach for Houston. A late fourth-quarter touchdown pass from Beathard was equaled by a 5-yard touchdown run from full-back Marv Hubbard to round out the scoring.

Lamonica's touchdown bounty established the single-game playoff standard, and has been matched only twice since his record-setting day. As a team, the win over Houston remains the highest playoff point total and largest postseason margin of victory in franchise history.

| | 1 | 2 | 3 | 4 | F |
|----------------|----|---|----|---|----|
| Houston Oilers | 0 | 0 | 0 | 7 | 7 |
| Raiders | 28 | 7 | 14 | 7 | 56 |

OAK - Biletnikoff 13 yd. pass from Lamonica (Blanda kick)

OAK - Atkinson 57 yd. interception return (Blanda kick)

OAK - Sherman 24 yd. pass from Lamonica (Blanda kick)

OAK - Biletnikoff 31 yd. pass from Lamonica (Blanda kick)

OAK - C. Smith 60 yd. pass from Lamonica (Blanda kick)

OAK - Sherman 23 yd. pass from Lamonica (Blanda kick)

OAK - Cannon 3 yd. pass from Lamonica (Blanda kick)

HOU - Reed 8 yd. pass from Beathard (Gerela kick)

OAK - Hubbard 4 yd. run (Blanda kick)

KANSAS CITY 17, RAIDERS 7

1969 AFL Championship

Jan. 4, 1970 at

Oakland-Alameda County Coliseum;
Oakland, Calif.



The final American Football League Championship fittingly took place in Oakland, as the Raiders had come to dominate the AFL's Western Division, advancing to the championship contest for the third straight season.

A stifling Kansas City defense and a balanced offense led by quarterback Len Dawson conspired to derail the Raiders' attempt for a second AFL title in three seasons. The Chiefs' defense harassed Oakland quarterbacks Daryle Lamonica and George Blanda, forcing the signal-callers to throw four interceptions. Despite the best efforts of running back Charlie Smith, who totaled eight catches for 86 yards and rushed for the Raiders' lone touchdown, the high-flying Oakland offense was limited to its lowest point total of the season.

Smith got the Raiders on the scoreboard first, scampering in around left end from three yards out to cap a 66-yard drive at the end of the first quarter. The Chiefs leveled the score behind a 1-yard scoring plunge by running back Wendell Hayes, and the teams entered the half tied at seven.

Blanda entered the contest at quarterback for Lamonica, who sustained a hand injury, in the third quarter but was picked off deep in Kansas City territory. The Chiefs capitalized on the ensuing possession, marching 94 yards on a drive that culminated in a 5-yard touchdown run by running back Robert Holmes.

Back in the huddle, Lamonica and the Raiders attempted to even the score, but the dinged-up quarterback was picked off on three straight possessions in the fourth quarter. A Jan Stenerud field goal capped the scoring for Kansas City, which came away with the upset victory in Oakland.

| | 1 | 2 | 3 | 4 | F |
|-------------|---|---|---|---|----|
| Kansas City | 0 | 7 | 7 | 3 | 17 |
| Raiders | 7 | 0 | 0 | 0 | 7 |

OAK - C. Smith 3 yd. run (Blanda kick)

KC - Hayes 1 yd. run (Stenerud kick)

KC - Holmes 5 yd. run (Stenerud kick)

KC - Stenerud 22 yd. FG

RAIDERS 21, MIAMI 14

1970 AFC Divisional Playoff

Dec. 27, 1970 at

Oakland-Alameda County Coliseum;
Oakland, Calif.



The Raiders spoiled Miami's post-season debut on a muddy Coliseum field, using an opportunistic passing attack to upend the upstart Dolphins. Quarterback Daryle Lamonica tossed two touchdown passes and defensive back Willie Brown's 50-yard interception return for a touchdown earned the Raiders a spot in the first AFC Championship game with the 21-14 win.

Miami struck first, as quarterback Bob Griese found receiver Paul Warfield in the end zone for a 16-yard touchdown pass in the second quarter. Oakland pulled even near the half, as Lamonica connected with receiver Fred Biletnikoff for a 22-yard score with 1:50 left on the clock.

Oakland drove to the Miami 2-yard line on the opening possession of the third quarter, but a fumble by running back Charlie

PLAYOFF HISTORY

Smith was recovered by safety Jake Scott. The Dolphins drove to their own 38-yard line but a Griese pass intended for Warfield was picked off by Brown and returned half the length of the field for a score.

Following a missed Miami field-goal attempt early in the fourth quarter, Lamonica unleashed an 82-yard touchdown pass to receiver Rod Sherman with 9:34 left to play, extending the Raider lead. Griese led the Dolphins to within one score with a 7-yard scoring toss to Willie Richardson, but the Oakland defense held firm on Miami's following possession to close out the victory.

| | 1 | 2 | 3 | 4 | F |
|---------|---|---|---|---|----|
| Miami | 0 | 7 | 0 | 7 | 14 |
| Raiders | 0 | 7 | 7 | 7 | 21 |

MIA - Warfield 16 yd. pass from Griese (Yepremian kick)
 OAK - Biletnikoff 22 yd. pass from Lamonica (Blanda kick)
 OAK - Brown 50 yd. interception return (Blanda kick)
 OAK - Sherman 82 yd. pass from Lamonica (Blanda kick)
 MIA - Richardson 7 yd. pass from Griese (Yepremian kick)

BALTIMORE COLTS 27, RAIDERS 17

1970 AFC Championship

Jan. 3, 1971 at Memorial Stadium; Baltimore, Md.



The Silver and Black fell short of a Super Bowl berth for the third straight season, falling to Baltimore on a barren Memorial Stadium field in the first AFC Championship game, 27-17.

The matchup between Oakland, owners of the league's top offense, and the Colts, who were led by legendary signal-caller Johnny Unitas, made for a most compelling championship battle that was dubbed the "Duel in the Dust" by NFL Films.

The Baltimore defense immediately posed problems for quarterback Daryle Lamonica, and the Raider offense stalled in the first quarter, failing to record a first down. Rookie kicker Jim O'Brien gave the Colts the lead midway through the opening frame, booting a 16-yard field goal.

Oakland drove into Colts territory early in the second period but Lamonica was sacked by Bubba Smith, forcing the quarterback to leave the game due to injury. Grizzled veteran George Blanda was called into action once again, looking to spark the Raiders to victory as he had over a remarkable five-game stretch during the regular season. After a 2-yard touchdown plunge by rookie running back Norm Bulaich put the Colts up 10-0, the Raiders drove into Colts territory and Blanda put Oakland on the board with a 48-yard field goal.

Blanda quickly drew the Raiders level in the third quarter, piloting the half's opening drive and connecting with receiver Fred Biletnikoff for a 38-yard touchdown pass. The Colts answered immediately with a field goal and took a commanding lead at the end of the period on Bulaich's second rushing touchdown of the day, an expertly-blocked 11-yard scamper around left end.

The Raiders pulled to within three points on their first drive of the fourth period. Blanda hit Warren Wells for a 15-yard touchdown, part of a five-catch, 108-yard day for the deep-threat receiver. Matching Blanda blow-for-blow was the immeasurable Unitas, who promptly tossed a 68-yard scoring strike to receiver Ray Perkins to bring the Colts' lead back to 10 points.

Blanda's magic could not rally the Raiders again, however, as two of the team's final four possessions resulted in interceptions deep in Baltimore territory and the Colts advanced to Super Bowl V.

| | 1 | 2 | 3 | 4 | F |
|-----------------|---|---|----|---|----|
| Raiders | 0 | 3 | 7 | 7 | 17 |
| Baltimore Colts | 3 | 7 | 10 | 7 | 27 |

BAL - O'Brien 16 yd. FG

BAL - Bulaich 2 yd. run (O'Brien kick)

OAK - Blanda 48 yd. FG

OAK - Biletnikoff 38 yd. pass from Blanda (Blanda kick)

BAL - O'Brien 23 yd. FG

BAL - Bulaich 11 yd. run (O'Brien kick)


OAK - Wells 15 yd. pass from Blanda (Blanda kick)

BAL - Perkins 68 yd. pass from Unitas (O'Brien kick)

PITTSBURGH 13, RAIDERS 7

1972 AFC Divisional Playoff

Dec. 23, 1972 at Three Rivers Stadium; Pittsburgh, Pa.



What many have referred to as the greatest and most controversial play of all-time, "The Immaculate Reception," decided an AFC Playoff tilt between the Raiders and Steelers, setting the stage for numerous postseason battles between the two elite teams during the 1970s.

Oakland, returning to the postseason after a one-year hiatus, nursed a 7-6 advantage in a physical contest, and the Steelers were facing a fourth-and-10 as time wound down in regulation. Quarterback Terry Bradshaw's pass, intended for running back Frenchy Fuqua, ricocheted back toward the line of scrimmage and was scooped up by running back Franco Harris, who rumbled 60 yards into the end zone. The pass was deemed by officials to have been deflected by a defender, Raider safety Jack Tatum, and ruled a reception and touchdown in what remains one of the most controversial plays in NFL history.

All of the scoring came in the second half, with defense dominating the first two quarters on both sides. Quarterback Daryle Lamonica was intercepted on Oakland's first drive and a fumble by running back Marv Hubbard put the Raider defense on short fields, but the unit held strong on both occasions and halftime came with no score for either team.

The Steelers, making the organization's first postseason appearance in a decade, struck first with a Roy Gerela field goal early in the third quarter. The Raider offense could not get on track against the "Steel Curtain" defense, and Lamonica was removed in favor of Ken Stabler after throwing a fourth-quarter interception.

Pittsburgh tacked on a 29-yard field goal by Gerela with less than four minutes left in regulation and Stabler assumed the controls from the Raider 20-yard line with 3:42 left on the clock. "The Snake" converted a fourth-down play and connected with four different receivers to move the ball to the Pittsburgh 30-yard line. From there Stabler, almost stopped in the backfield, circled left and darted untouched into the end zone to give the Silver and Black their first lead of the day.

On the Steelers' final possession, Bradshaw moved the offense to the 40-yard line but stalled out there, setting up the controversial play that is still debated to this day.

| | 1 | 2 | 3 | 4 | F |
|------------|---|---|---|----|----|
| Raiders | 0 | 0 | 0 | 7 | 7 |
| Pittsburgh | 0 | 0 | 3 | 10 | 13 |

PIT - Gerela 18 yd. FG

PIT - Gerela 29 yd. FG

OAK - Stabler 30 yd. run (Blanda kick)

PIT - Harris 60 yd. pass from Bradshaw (Gerela kick)

PLAYOFF HISTORY

RAIDERS 33, PITTSBURGH 14

1973 AFC Divisional Playoff

Dec. 22, 1973 at Oakland-Alameda County Coliseum; Oakland, Calif.



A pair of Marv Hubbard touchdown plunges and four George Blanda field goals helped the Raiders exact a measure of revenge for the previous season's "Immaculate Reception" game with a 33-14 win over Pittsburgh.

Quarterback Ken Stabler's precision passing coupled with a versatile running game, which generated 232 yards on 55 carries, cut through Pittsburgh's "Steel Curtain" defense, while a smothering defense limited running back Franco Harris to just 29 yards on the ground and forced quarterback Terry Bradshaw to throw three interceptions.

The Raiders wasted no time getting on the scoreboard, as the ground attack keyed a 16-play, 82-yard touchdown drive on Oakland's first possession. Hubbard broke off a 20-yard run to put the Silver and Black in scoring range, while Clarence Davis had four carries for 27 yards to set up Hubbard's 1-yard touchdown run over left tackle.

Blanda's first field goal gave the Raiders a 10-0 lead early in the second period, but a 20-yard punt return set up the Steelers in Oakland territory later in the frame. Pittsburgh capitalized and cut the lead to three following Bradshaw's 4-yard scoring toss to Barry Pearson.

The Raiders continued to pound the ball on the ground in the third quarter, racking up yardage and dominating possession, but producing only a pair of field goals. The Pittsburgh offense took to the air in an attempt to make up for lost time, but the game was effectively put out of reach when a Bradshaw pass was picked off by cornerback Willie Brown and returned 54 yards for a touchdown.

Down 23-7, Pittsburgh again tried to move the ball through the air, but Bradshaw was picked off, this time by safety George Atkinson, setting up Blanda's fourth field goal of the day.

Pittsburgh got a late touchdown, but Hubbard's leaping 1-yard touchdown dive over the middle with 19 seconds left in regulation put an exclamation point on an outstanding all-around performance.

| | 1 | 2 | 3 | 4 | F |
|------------|---|---|----|----|----|
| Pittsburgh | 0 | 7 | 0 | 7 | 14 |
| Raiders | 7 | 3 | 13 | 10 | 33 |

OAK - Hubbard 1 yd. run (Blanda kick)
 OAK - Blanda 25 yd. FG
 PIT - Pearson 4 yd. pass from Bradshaw (Gerela kick)
 OAK - Blanda 31 yd. FG
 OAK - Blanda 22 yd. FG
 OAK - Brown 54 yd. interception return (Blanda kick)
 OAK - Blanda 10 yd. FG
 PIT - Lewis 26 yd. pass from Bradshaw (Gerela kick)
 OAK - Hubbard 1 yd. run (Blanda kick)

MIAMI 27, RAIDERS 10

1973 AFC Championship

Dec. 30, 1973 at Orange Bowl; Miami, Fla.

An effective running game, led by Larry Csonka's 117 yards and three touchdowns, lifted the Dolphins to a 27-10 victory over the Raiders in front of 75,105 fans at Miami's Orange Bowl. Csonka's effort paced a Dolphin offense that chewed up 266 yards on the



ground, averaging over five yards per rushing attempt.

Miami set the tone early, taking the opening kickoff and embarking on a nine-play, 64-yard drive that included just one pass attempt. Quarterback Bob Griese's 27-yard scamper set up an 11-yard touchdown run by Csonka, giving the Dolphins an early lead.

The Oakland offense failed to get on track, punting twice and missing a field-goal attempt before Miami doubled its lead by virtue of a 2-yard Csonka score. The touchdown capped a drive that included 14 running plays and just two pass attempts, both of which fell incomplete.

The Raiders got back into the contest in the third quarter, as kicker George Blanda booted a 21-yard field goal on the first possession of the second half. On the Silver and Black's next offensive series, quarterback Ken Stabler found receiver Mike Siani three times for 45 yards, including a 25-yard touchdown pass that cut the Dolphin lead to 14-10.

Miami returned to the ground game, running the ball on 11 straight plays to set up a Garo Yepremian field goal in the fourth quarter. The Dolphins defense then held firm on a fourth-and-1 play on the Raiders' next possession, stopping running back Marv Hubbard to turn the ball over on downs.

Csonka struck again late in the final period, scoring on a 2-yard run with 1:49 remaining to close out the game and send the Dolphins to their third straight Super Bowl.


| | 1 | 2 | 3 | 4 | F |
|---------|---|---|----|----|----|
| Raiders | 0 | 0 | 10 | 0 | 10 |
| Miami | 7 | 7 | 3 | 10 | 27 |

MIA - Csonka 11 yd. run (Yepremian kick)
 MIA - Csonka 2 yd. run (Yepremian kick)
 OAK - Blanda 21 yd. FG
 MIA - Yepremian 42 yd. FG
 OAK - Siani 25 yd. pass from Stabler (Blanda kick)
 MIA - Yepremian 27 yd. FG
 MIA - Csonka 2 yd. run (Yepremian kick)

RAIDERS 28, MIAMI 26

1974 AFC Divisional Playoff

Dec. 21, 1974 at Oakland-Alameda County Coliseum; Oakland, Calif.



In the closing seconds of a tight contest, Clarence Davis hauled in a desperation toss from quarterback Ken Stabler amidst a "Sea of Hands," giving the Raiders a 28-26 victory over the Miami Dolphins in what NBC Sports play-by-play announcer Curt Gowdy called, "the greatest game I have ever seen."

In an epic contest chock full of individual heroes, Stabler's 293 passing yards and four touchdowns and receiver Fred Biletnikoff's knack for timely receptions to the tune of eight catches for 122 yards, edged out Miami's vaunted running game and 114 yards from running back Larry Csonka.

The Dolphins wasted no time getting on the scoreboard, as Nat Moore returned the opening kickoff 89 yards for a touchdown to stake the visitors to a 7-0 lead. The Raiders drew even in the second quarter, as Stabler tossed a perfect pass to Charlie Smith in single coverage down the middle for a 31-yard touchdown. Miami turned to the ground game on the ensuing possession, driving into Oakland territory and settling for a 33-yard field goal from Garo Yepremian to enter the half with a 10-7 lead.

Oakland briefly took the lead in the third quarter, with Stabler and Biletnikoff hooking up three times, the third of which was a marvelous one-handed touchdown grab just inside the pylon while draped in coverage. The Dolphins quickly retook the lead, as quarterback Bob Griese found a wide open Paul Warfield in the end zone for a 16-yard touchdown after defensive back Nemiah Wilson slipped in coverage.

PLAYOFF HISTORY

A memorable fourth quarter began well for Miami, as Yepremian's second field goal increased the Dolphin lead to 19-14. On Oakland's next possession, Stabler's deep pass was caught by a diving Cliff Branch, who having not been touched by a defender, rose to his feet and scampered 72 yards for a touchdown. Running back Benny Malone gave the Dolphins the advantage once again, breaking tackles and ducking under defenders for a 23-yard touchdown.

Behind the swashbuckling Stabler, the Raiders then drove to the Miami 8-yard line with 35 seconds left on the clock. On first-and-goal, the Miami rush closed in on the quarterback and with defensive end Vern Den Herder at his legs, Stabler looped the ball toward the end zone, where Davis outclouted a crowd of white jerseys to come down with the football, clutching it to his chest for the game-winning touchdown.

| | 1 | 2 | 3 | 4 | F |
|---------|---|---|---|----|----|
| Miami | 7 | 3 | 6 | 10 | 26 |
| Raiders | 0 | 7 | 7 | 14 | 28 |

MIA - Moore 89 yd. kickoff return (Yepremian kick)
 OAK - C. Smith 31 yd. pass from Stabler (Blanda kick)
 MIA - Yepremian 33 yd. FG
 OAK - Biletnikoff 13 yd. pass from Stabler (Blanda kick)
 MIA - Warfield 16 yd. pass from Griese (kick failed)
 MIA - Yepremian 46 yd. FG
 OAK - Branch 72 yd. pass from Stabler (Blanda kick)
 MIA - Malone 23 yd. run (Yepremian kick)
 OAK - Davis 8 yd. pass from Stabler (Blanda kick)

PITTSBURGH 24, RAIDERS 13

1974 AFC Championship

Dec. 29, 1974 at Oakland-Alameda County Coliseum; Oakland, Calif.



A pair of Franco Harris touchdowns, 21 fourth-quarter points and a stingy Pittsburgh defense ended the Raiders' hopes for an AFC title in Oakland. Quarterback Ken Stabler completed 19 passes for 271 yards, but three interceptions contributed to a second straight championship defeat for the Silver and Black.

A fumbled punt on the game's first possession put Oakland within scoring range, and a 40-yard George Blanda field goal gave the Raiders the early advantage. A strong Pittsburgh ground game put kicker Roy Gerela in field-goal range late in the first quarter, but his 20-yard effort sailed wide left. A second-quarter field goal by Gerela, this time from 23-yards out, drew the game level and an interception by Raider defensive back Nemiah Wilson in the end zone helped preserve the 3-3 tie at the half.

Using an efficient passing attack, the Raiders grabbed the lead midway through the third quarter. Stabler drove the offense to the Steelers' 38-yard line, and connected with receiver Cliff Branch on the left side for a touchdown strike.

The Oakland lead was short-lived, however, as Pittsburgh used seven running plays and a 13-yard completion to drive to Oakland's 8-yard line, from where Harris took it up the middle for a score. On the ensuing drive, Stabler was intercepted by linebacker Jack Ham deep in Raider territory, setting up a 6-yard touchdown pass from quarterback Terry Bradshaw to receiver Lynn Swann.

Oakland cut the lead to 17-13 with a 24-yard field goal by Blanda, but Pittsburgh's J.T. Thomas picked off a Stabler pass to dash the Raiders' hopes late in the game. Harris capped the game with a 21-yard touchdown run shortly after the interception, lifting the Steelers to the organization's first Super Bowl appearance.

| | 1 | 2 | 3 | 4 | F |
|------------|---|---|---|----|----|
| Pittsburgh | 0 | 3 | 0 | 21 | 24 |
| Raiders | 3 | 0 | 7 | 3 | 13 |

OAK - Blanda 40 yd. FG

PIT - Gerela 23 yd. FG

OAK - Branch 38 yd. pass from Stabler (Blanda kick)

PIT - Harris 8 yd. run (Gerela kick)

PIT - Swann 6 yd. pass from Bradshaw (Gerela kick)


OAK - Blanda 24 yd. FG

PIT - Harris 21 yd. run (Gerela kick)

RAIDERS 31, CINCINNATI 28

1975 AFC Divisional Playoff

Dec. 28, 1975 at Oakland-Alameda County Coliseum; Oakland, Calif.



The Raiders out-paced a vaunted Cincinnati passing attack, building a significant lead before withstanding a furious Bengal rally to post a 31-28 victory in an AFC Divisional Playoff contest in Oakland.

The Silver and Black offense got off to a fast start, driving into field-goal range

on the first possession of the game, but the Raiders came up empty as George Blanda's 41-yard effort fell short. Blanda would make amends later in the period, booting a 27-yard field goal to give the Raiders a 3-0 advantage.

Capitalizing on a short field following a late first-quarter punt, the Raiders added to their lead when quarterback Ken Stabler found receiver Mike Siani in the middle of the end zone for a 9-yard touchdown completion. Cincinnati got on the board via a 1-yard plunge over right tackle by running back Stan Fritts, but Oakland regained its 10-point advantage with an 8-yard touchdown pass from Stabler to tight end Bob Moore with just two minutes remaining in the first half.

The Bengals were forced to punt on their opening second-half possession, and a 20-yard return by Neal Colzie put the Raiders in scoring position at the Cincinnati 35-yard line. Four plays later, running back Pete Banaszak rumbled into the end zone from 6 yards out to increase the Raider lead. Cincinnati scored on the ensuing possession, as quarterback Ken Anderson orchestrated an 11-play, 91-yard drive that culminated in a Lervil Elliott 6-yard touchdown run.

In a fourth quarter that saw the Coliseum air filled with footballs, the Raiders re-established a significant lead with tight end Dave Casper's 2-yard touchdown catch from a Stabler, his third scoring pass of the game. Cincinnati worked to get back in the game and, following an interception, scored on a 25-yard pass from Anderson to receiver Charlie Joiner. Anderson led a touchdown drive again on the Bengals' next series, connecting with receiver Isaac Curtis for a 14-yard score.

With the lead cut to three points, Cincinnati had one last chance to score the upset, but a tackle for loss by linebacker Ted Hendricks and three incomplete passes on the Bengals' final drive halted any chance of a come-from-behind triumph for the visitors.

| | 1 | 2 | 3 | 4 | F |
|------------|---|----|---|----|----|
| Cincinnati | 0 | 7 | 7 | 14 | 28 |
| Raiders | 3 | 14 | 7 | 7 | 31 |

OAK - Blanda 27 yd. FG

OAK - Siani 9 yd. pass from Stabler (Blanda kick)

CIN - Fritts 1 yd. run (Green kick)

OAK - Moore 8 yd. pass from Stabler (Blanda kick)

OAK - Banaszak 6 yd. run (Blanda kick)

CIN - Elliott 6 yd. run (Green kick)

OAK - Casper 2 yd. pass from Stabler (Blanda kick)

CIN - Joiner 25 yd. pass from Anderson (Green kick)

CIN - Curtis 14 yd. pass from Anderson (Green kick)

PLAYOFF HISTORY

PITTSBURGH 16, RAIDERS 10

1975 AFC Championship

Jan. 4, 1976 at Three Rivers Stadium; Pittsburgh, Pa.



On a frigid, ice-covered synthetic turf field at Three Rivers Stadium, the Raiders' vertical passing game was limited to the tune of a 16-10 defeat in what the NFL Network called one of the top "bad weather" games in league history. A defensive struggle turned into an offensive onslaught in the fourth quarter, with the Raiders falling just short against the defending Super Bowl champion Steelers.

With the temperature reaching just 16 degrees at kickoff, both teams struggled to find the end zone through the game's first three quarters. The Steelers got on the scoreboard first in the second period, turning the first of two interceptions by safety Mike Wagner into a 36-yard field goal by Roy Gerela.

Play on both sides got increasingly sloppy on the slippery turf, as the third quarter featured an interception, three turnovers on fumbles, two missed field-goal attempts and two punts, yet yielded zero points.

Pittsburgh broke through early in the fourth quarter, driving to the Oakland 25-yard line before running back Franco Harris bounced to the left after breaking a tackle and raced up the sideline for the game's first touchdown. Oakland answered back, as quarterback Ken Stabler connected with tight end Dave Casper on three consecutive passes for 46 yards, setting up a 14-yard scoring strike to receiver Mike Siani.

The Steelers increased their lead, capitalizing on a fumble recovery deep in Raider territory to score on 20-yard pass from quarterback Terry Bradshaw to receiver John Stallworth. Oakland got a 41-yard field goal from George Blanda late in the fourth quarter to cut the deficit to 16-10, and recovered the ensuing onside kick, but receiver Cliff Branch was tackled as time expired to quell Oakland's comeback.

| | 1 | 2 | 3 | 4 | F |
|------------|---|---|---|----|----|
| Raiders | 0 | 0 | 0 | 10 | 10 |
| Pittsburgh | 0 | 3 | 0 | 13 | 16 |

PIT - Gerela yd. 36 FG

PIT - Harris 25 yd. run (Gerela kick)

OAK - Siani 14 yd. pass from Stabler (Blanda kick)

PIT - Stallworth 20 yd. pass from Bradshaw (kick failed)

OAK - George Blanda 41 yd. FG

RAIDERS 24, NEW ENGLAND 21

1976 AFC Divisional Playoff

Dec. 18, 1976 at Oakland-Alameda County Coliseum; Oakland, Calif.



Two fourth-quarter touchdowns, including a Ken Stabler scramble with just 10 seconds left in regulation, helped the Raiders avoid a valiant upset bid by the Wild Card qualifier Patriots in Oakland. Stabler's 233 passing yards, and nine receptions for 137 yards from receiver Fred Biletnikoff, put the Raiders through to the team's fourth straight conference championship game with the win.

New England, the only team to defeat the Raiders during the regular season, scored first via a 1-yard touchdown run by running back Andy Johnson. Oakland got on the board with a 40-yard field goal by Errol Mann later in the opening period. A 31-yard touchdown pass from Stabler to Biletnikoff late in the second quarter gave the Silver and Black a 10-7 lead at halftime.

The third quarter was dominated by New England, as second-year quarterback Steve Grogan engineered two long scoring drives. Grogan connected with tight end Russ Francis for a 26-yard

touchdown pass to cap off a 9-play, 80-yard drive, and running back Jess Phillips scored on a 3-yard run late in the period to give the Patriots a 21-10 advantage.

The Raiders, in danger of being upset at home after a 13-1 regular season, cut the lead to four points with running back Mark van Eeghen's 1-yard touchdown run early in the fourth quarter. Later, facing a third-and-18 from the New England 27-yard line, Stabler was hit as his pass intended for running back Carl Garrett fell incomplete. Patriot defensive lineman Ray "Sugar Bear" Hamilton was flagged for roughing the passer on the play, and the Raiders were given a fresh set of downs. Four plays later, Stabler scrambled left and dove between two defenders into the end zone for the game's winning touchdown.

| | 1 | 2 | 3 | 4 | F |
|-------------|---|---|----|----|----|
| New England | 7 | 0 | 14 | 0 | 21 |
| Raiders | 3 | 7 | 0 | 14 | 24 |

NE - Johnson 1 yd. run (Smith kick)

OAK - Mann 40 yd. FG

OAK - Biletnikoff 31 yd. pass from Stabler (Mann kick)

NE - Francis 26 yd. pass from Grogan (Smith kick)

NE - Phillips 3 yd. run (Smith kick)

OAK - van Eeghen 1 yd. run (Mann kick)

OAK - Stabler 1 yd. run (Mann kick)

RAIDERS 24, PITTSBURGH 7

1976 AFC Championship

Dec. 26, 1976 at Oakland-Alameda County Coliseum; Oakland, Calif.



A solid rushing performance and a stout defensive effort lifted the Silver and Black to a convincing 24-7 victory over arch-rival Pittsburgh in Oakland. The victory snapped a streak of two straight AFC Championship game victories for the Steelers and punched the Raiders' ticket to Pasadena, Calif., for Super Bowl XI.

Oakland's ground attack, paced by running back Mark van Eeghen's 22 carries for 66 yards, accounted for 157 of the team's 228 total yards of offense. The Raider defense was equally impressive, limiting the Steelers to 72 rushing yards and holding receiver Lynn Swann to just three catches.

A 39-yard field goal by Errol Mann staked the Raiders to an early lead in the first quarter. In the second period, linebacker Willie Hall picked off a Terry Bradshaw pass and returned it 25 yards to the Pittsburgh 1-yard line, setting up a short touchdown run by running back Clarence Davis.

Pittsburgh scored their first points on the ensuing possession, as Bradshaw connected on a pair of deep passes to set up a 3-yard scoring run by running back Reggie Harrison. The Raiders pushed the lead to 10 points just before halftime, mixing a strong running game with mid-range passing to set up Stabler's 5-yard touchdown toss to receiver Warren Bankston in the left side of the end zone.

The Raiders extended the lead on the team's second offensive possession of the third quarter, embarking on a 12-play, 63-yard touchdown drive that culminated in Stabler's 5-yard scoring pass to running back Pete Banaszak.

Oakland's defense clamped down for the remainder of regulation, and jubilant Raider fans poured onto the Coliseum field to celebrate as time expired.

| | 1 | 2 | 3 | 4 | F |
|------------|---|----|---|---|----|
| Pittsburgh | 0 | 7 | 0 | 0 | 7 |
| Raiders | 3 | 14 | 7 | 0 | 24 |

OAK - Mann 39 yd. FG

OAK - Davis 1 yd. run (Mann kick)

PIT - Harrison 3 yd. run (Mansfield kick)

OAK - Bankston 4 yd. pass from Stabler (Mann kick)


OAK - Banaszak 5 yd. pass from Stabler (Mann kick)

PLAYOFF HISTORY

RAIDERS 37, BALTIMORE COLTS 31

1977 AFC Divisional Playoff

Dec. 24, 1977 at Memorial Stadium;
Baltimore, Md.



The defending Super Bowl champion Raiders, a Wild Card entrant after posting an 11-3 regular-season record, engaged in an epic double-overtime battle with Baltimore at Memorial Stadium, a game that is best remembered for a single pass play, the "Ghost to the Post." Tight end Dave Casper was on the receiving end of three touchdown passes from quarterback Ken Stabler on the day, but it was his late grab to set up the game-tying field goal that earned notoriety in a contest that lasted three hours and 50 minutes.

Running back Clarence Davis put the Raiders up in the first quarter, breaking loose over left guard and scoring on a 30-yard run. The Colts drew even in the second quarter when defensive back Bruce Laird intercepted a Stabler pass and raced 61 yards for a touchdown. A Baltimore field goal gave the Colts a 10-7 lead at halftime.

Stabler took to the air on the Raiders' first possession of the second half, connecting with receiver Cliff Branch for a 41-yard gain before hitting Casper in the end zone from 8 yards out. The Colts retook the lead on the ensuing kickoff, with Marshall Johnson returning Ray Guy's kick 87 yards for a score. The see-saw contest swung in the Raiders' favor later in the third period, as linebacker Ted Hendricks blocked a Baltimore punt to set up Casper's second touchdown catch, a 10-yard toss from Stabler.

Quarterback Bert Jones drove the Colts to Oakland's 1-yard line early in the fourth quarter and running back Ron Lee punched it in for the go-ahead score. Raider running back Pete Banaszak countered with a 1-yard plunge of his own, and the Silver and Black went up once again. A four-play, 73-yard drive capped by Lee's second touchdown run, a 13-yarder, gave the Colts the lead and set up one of the most famous plays in NFL history.

After the teams traded punts on the next four possessions, the Raiders found themselves facing a second-and-10 from their own 44-yard line with the clock winding down. Stabler dropped back to pass, pump faked, and passed to Casper who, running a post pattern, split two defenders and made an over-the-shoulder catch for 42 yards to the Baltimore 14-yard line. Three Banaszak runs brought the ball to the 5-yard line and kicker Errol Mann evened the score with a 22-yard field goal.

Both offenses labored through a scoreless overtime period, with the Raiders driving to Baltimore 13-yard line as the frame closed. Two plays into the sixth period, Stabler, with his 40th pass attempt of the game, fittingly found Casper in the back of the end zone for the game-winning touchdown.

| | 1 | 2 | 3 | 4 | OT | Final |
|-----------------|---|----|----|----|----|-------|
| Raiders | 7 | 0 | 14 | 10 | 0 | 37 |
| Baltimore Colts | 0 | 10 | 7 | 14 | 0 | 31 |

OAK - Davis 30 yd. run (Mann kick)
BAL - Laird 61 yd. interception return (Linhart kick)
BAL - Linhart 36 yd. yard FG
OAK - Casper 8 yd. pass from Stabler (Mann kick)
BAL - Johnson 87 yd. kickoff return (Linhart kick)
OAK - Casper 10 yd. pass from Stabler (Mann kick)
BAL - Lee 1 yd. run (Linhart kick)
OAK - Banaszak 1 yd. run (Mann kick)
BAL - Lee 13 yd. run (Linhart kick)
OAK - Mann 22 yd. FG
OAK - Casper 10 yd. pass from Stabler

DENVER 20, RAIDERS 17

1977 AFC Championship

Jan. 1, 1978 at Mile High Stadium;
Denver, Colo.



Denver's "Orange Crush" defense and a controversial ruling on what appeared to be a late-game fumble by Bronco running back Rob Lytle, conspired to deny the Silver and Black a second straight Super Bowl berth at Mile High Stadium. On a frigid, 18 degree day, quarterback Ken Stabler passed for 215 yards, including two touchdown tosses to Dave Casper, but Oakland fell short in the team's fifth consecutive conference championship game appearance.

Kicker Errol Mann scored the first points of the game, booting a 20-yard field goal to cap the Raiders' first drive. The Broncos responded immediately, with quarterback Craig Morton connecting with receiver Haven Moses for a 74-yard catch-and-run for a touchdown. After a scoreless second quarter, the stage was set for a compelling second half between the two AFC West rivals.

Raider running back Clarence Davis fumbled deep in Oakland territory early in the third quarter, and the Broncos took over and drove to the 2-yard line. Lytle got the carry and was blasted by Raider safety Jack Tatum, causing what appeared to be a fumble that was recovered by Oakland lineman Mike McCoy. An official had blown his whistle, however, and after a conference, ruled Lytle down and assessed the Raiders with an unsportsmanlike conduct penalty, setting up a first-and-goal from the 1-yard line. On the very next play, Morton pitched to running back Jon Keyworth on the right, who scampered in for the touchdown.

Oakland cut the deficit to 14-10 early in the fourth quarter, as Stabler hit Casper just inside the end zone for a 7-yard touchdown. The Morton-to-Moses connection then gave the Broncos a two-score lead following a Stabler interception, with Moses' second touchdown catch covering 12 of his 168 receiving yards on the day.

The Raiders scored on the ensuing possession, Stabler's 17-yard touchdown toss to Casper capping an eight-play, 74-yard drive, but Denver took over with three minutes remaining and was able to run out the clock to seal the AFC title.

| | 1 | 2 | 3 | 4 | F |
|---------|---|---|---|----|----|
| Raiders | 3 | 0 | 0 | 14 | 17 |
| Denver | 7 | 0 | 7 | 6 | 20 |

OAK - Mann 20 yd. yard FG
DEN - Moses 74 yd. pass from Morton (Turner kick)
DEN - Keyworth 1 yd. run (Turner kick)
OAK - Casper 7 yd. pass from Stabler (Mann kick)
DEN - Moses 12 yd. pass from Morton (kick failed)
OAK - Casper 17 yd. pass from Stabler (Mann kick)

PLAYOFF HISTORY

RAIDERS 27, HOUSTON OILERS 7

1980 AFC Wild Card

Dec. 28, 1980 at Oakland-Alameda County Coliseum; Oakland, Calif.



A potent offense and a swarming defense stymied the Houston Oilers and propelled the Raiders to an emphatic 27-7 victory in an AFC Wild Card contest in Oakland. Quarterback Jim Plunkett guided a balanced attack on offense, while cornerback Lester Hayes picked off two passes by former Raider Ken Stabler, returning one for a touchdown in the win.

Houston stumbled out of the gate, as running back Earl Campbell's fumble on the first play from scrimmage was recovered by Raiders safety Mike Davis. Oakland capitalized on the turnover with a 47-yard field goal by kicker Chris Bahr. The Oilers took the lead late in the first period, capping a nine-play, 55-yard drive with a 1-yard touchdown run by Campbell. Plunkett then connected with running back Kenny King for a 37-yard gain in the second quarter, setting up a 1-yard touchdown pass to tight end Todd Christensen.

A scoreless third quarter gave way to a fourth period that would see the Silver and Black dominate on both sides of the ball. Plunkett hooked up with receiver Cliff Branch for a 33-yard completion at the end of the third quarter, setting up a 44-yard touchdown strike from Plunkett to a streaking Arthur Whittington along the right sideline on the first play of the fourth period.

The Raider defense forced punts on the next two Houston possessions, and Bahr added his second field goal of the day, a 37-yarder, to give the Raiders a 13-point lead. Desperate to get back into the contest, Houston took to the air on the ensuing possession. On a third-and-20 play, Stabler's pass was picked off by Hayes, his second of the game, and returned 20 yards for a touchdown to give the Raiders an insurmountable lead.

| | 1 | 2 | 3 | 4 | F |
|----------------|---|---|---|----|----|
| Houston Oilers | 7 | 0 | 0 | 0 | 7 |
| Raiders | 3 | 7 | 0 | 17 | 27 |

OAK - Bahr 47 yd. FG

HOU - Campbell 10 yd. run (Fritsch kick)

OAK - Christensen 1 yd. pass from Plunkett (Bahr kick)

OAK - Whittington 44 yd. pass from Plunkett (Bahr kick)

OAK - Bahr 37 yd. FG

OAK - Hayes 20 yd. interception return (Bahr kick)

RAIDERS 14, CLEVELAND 12

1980 AFC Divisional Playoff

Jan. 4, 1981 at Cleveland Municipal Stadium; Cleveland, Ohio



Two rushing touchdowns from running back Mark van Eeghen and safety Mike Davis' game-saving interception on a designed pass play called "Red Right 88," propelled the Raiders to a 14-12 victory over the Browns on a bitter-cold afternoon at Cleveland Municipal Stadium.

With the temperature at one degree Fahrenheit at kickoff, both offenses struggled to get started on the frozen turf. With whipping winds limiting the passing game, the first quarter came and went with no score and only two total first downs, both by Cleveland.

The Browns' defense would provide the first score of the game in the second quarter, with defensive back Ron Bolton intercepting a Jim Plunkett pass and returning it 42 yards for a touchdown. The Raiders answered back before halftime, embarking on a 14-play, 64-yard drive that culminated in a 1-yard touchdown run by van

Eeghen to give Oakland a 7-6 lead at the break.

Cleveland promptly retook the lead in the third quarter, driving 48 yards and getting a 30-yard field goal from kicker Don Cockroft. The Browns added another field goal later in the period, making the score 12-7 entering the fourth quarter.

The Raiders opened up the fourth quarter on a steady drive, Plunkett mixing runs and passes all the way down to the Browns' 3-yard line. Oakland gave the ball to van Eeghen on three straight plays, including a 1-yard dive to give the Raiders a slim two-point lead.

Quarterback Brian Sipe and the Browns' offense, known as the "Cardiac Kids" for their propensity for late comebacks, took over with 2:22 left in the game and drove all the way down to Oakland's 13-yard line. Instead of opting for a field-goal attempt, and facing a second down with :49 left in regulation, Cleveland coach Sam Rutigliano called for a pass play, "Red Right 88." Davis cut in front of tight end Ozzie Newsome on the play, tumbling to the ground with the ball and preserving the narrow victory for the Silver and Black.

| | 1 | 2 | 3 | 4 | F |
|-----------|---|---|---|---|----|
| Raiders | 0 | 7 | 0 | 7 | 14 |
| Cleveland | 0 | 6 | 6 | 0 | 12 |

CLE - Bolton 42 yd. interception return (kick failed)

OAK - van Eeghen 1 yd. run (Bahr kick)

CLE - Cockroft 30 yd. FG

CLE - Cockroft 30 yd. FG

OAK - van Eeghen 1 yd. run (Bahr kick)

RAIDERS 34, SAN DIEGO 27

1980 AFC Championship

Jan. 11, 1981 at Jack Murphy Stadium; San Diego, Calif.



The Raiders got off to a fast start behind a masterful performance by quarterback Jim Plunkett, and used a ball control offense to upend the Chargers for the AFC title on a slick Jack Murphy Stadium field. Facing a vaunted San Diego passing attack, it was Oakland, led by Plunkett's 14-for-18 passing for 261 yards, which jumped out to a 28-14 halftime lead and held on down the stretch to advance to the Super Bowl for the third time in franchise history.

Oakland wasted no time getting on the scoreboard, as a Plunkett pass glanced off the hands of intended receiver Kenny King directly to tight end Raymond Chester, who galloped 65 yards into the end zone for the score. The Chargers used their aerial attack to even the score, with quarterback Dan Fouts connecting on a 48-yard touchdown toss to receiver Charlie Joiner.

The Raiders retook the lead on the ensuing possession, as a 48-yard completion to receiver Cliff Branch and a pass interference call set up a 5-yard scoring scamper by Plunkett. Oakland scored again on its next possession, Plunkett finding King with a perfect pass in the end zone for 21 yards, to close out a wild first quarter.

A second-quarter fumble recovery by linebacker Ted Hendricks led to another Raider score, as running back Mark van Eeghen got into the end zone on a 3-yard run. The Chargers cut the deficit to two scores on the ensuing possession by virtue of an 8-yard pass from Fouts to Joiner, marking the receiver's second touchdown of the day.

After a break-neck scoring pace in the first half, San Diego chipped away at the Oakland lead with a 26-yard Rolf Benirschke field goal to begin the third quarter. The Chargers cut further into the advantage on their next possession, as running back Chuck Muncie capped off a drive by diving into the end zone following a 6-yard sweep around left tackle.

Starting the fourth quarter on offense, the Raiders controlled

PLAYOFF HISTORY

the ball for over five minutes on a drive that culminated in kicker Chris Bahr's 33-yard field goal. The Chargers followed with a field-goal drive, but over eight minutes had elapsed and the Raiders took over with less than seven minutes left on the clock. Plunkett expertly engineered four first downs on a 15-play drive that included 14 running plays to close out the regulation, ending the game with San Diego's potent offense on the bench.

| | 1 | 2 | 3 | 4 | F |
|-----------|----|---|----|---|----|
| Raiders | 21 | 7 | 3 | 3 | 34 |
| San Diego | 7 | 7 | 10 | 3 | 27 |

OAK - Chester 65 yd. pass from Plunkett (Bahr kick)
 SD - Joiner 48 yd. pass from Fouts (Benirschke kick)
 OAK - Plunkett 5 yd. run (Bahr kick)
 OAK - King 21 yd. pass from Plunkett (Bahr kick)
 OAK - van Eeghen 3 yd. run (Bahr kick)
 SD - Joiner 8 yd. pass from Fouts (Benirschke kick)
 SD - Benirschke 26 yd. FG
 SD - Muncie 6 yd. run (Benirschke kick)
 OAK - Bahr 27 yd. FG
 OAK - Bahr 33 yd. FG
 SD - Benirschke 27 yd. FG

RAIDERS 27, CLEVELAND 10

1982 AFC Wild Card (Rd. 1)

Jan. 8, 1983 at Los Angeles Memorial Coliseum; Los Angeles, Calif.

The Raiders, entering the playoffs as the AFC's top seed in a strike-shortened season after posting an 8-1 record, used an efficient passing offense and a smothering defense to dispatch Cleveland at the L.A. Coliseum, 27-10. Quarterback Jim Plunkett completed 24-of-37 pass attempts for 345 yards and rookie running back Marcus Allen found the end zone twice in the Raiders' first playoff game in Los Angeles.

Kicker Chris Bahr opened the scoring with a 27-yard field goal following a 64-yard toss from Plunkett to receiver Cliff Branch, but two Plunkett interceptions halted any further potential damage by the Raiders in the first quarter. Cleveland tied the game with a 52-yard field goal by Bahr's brother, Matt, but the Silver and Black quickly retook the lead on the ensuing possession, driving 88 yards on just eight plays to set up a pitch to Allen for a 2-yard touchdown.

Cleveland briefly tied the game once again, with quarterback Paul McDonald finding receiver Ricky Feacher for a 43-yard touchdown connection. The Raiders' added a field goal at the end of the second quarter, as Chris Bahr was true from 37 yards out, giving the Silver and Black a 13-10 halftime lead.

The Browns drove to the Raiders 11-yard line on the second half's opening possession, but a fumble by running back Charles White halted their momentum, and the Raiders capitalized with an 89-yard drive that culminated in Allen's second touchdown of the day, a 3-yard run.

A 1-yard touchdown dive in the fourth quarter by running back Frank Hawkins essentially sealed the victory, and the Raider defense took over, not letting the Cleveland offense advance any further than the Los Angeles 47-yard line for the remainder of the contest.

| | 1 | 2 | 3 | 4 | F |
|-----------|---|----|---|---|----|
| Cleveland | 0 | 10 | 0 | 0 | 10 |
| Raiders | 3 | 10 | 7 | 7 | 27 |

LA - C. Bahr 27 yd. FG
 CLE - M. Bahr 52 yd. FG
 LA - Allen 2 yd. run (C. Bahr kick)
 CLE - Feacher 43 yd. pass from McDonald (M. Bahr kick)
 LA - C. Bahr 37 yd. FG
 LA - Allen 3 yd. run (C. Bahr kick)
 LA - Hawkins 1 yd. run (C. Bahr kick)

NEW YORK JETS 17, RAIDERS 14

1982 AFC Divisional Playoff (Rd. 2)

Jan. 15, 1983 at Los Angeles Memorial Coliseum; Los Angeles, Calif.

The visiting Jets stifled the Raiders' offense and a late touchdown negated 14 third-quarter points from the Silver and Black in an upset at the L.A. Coliseum. Quarterback Jim Plunkett passed for 266 yards and one touchdown, but was intercepted three times as the Raiders dropped a narrow decision.

The Raiders were in position to score first, but a 34-yard attempt by kicker Chris Bahr hit the right upright. The Jets capitalized immediately, with quarterback Richard Todd orchestrating an 80-yard touchdown drive that culminated in a 20-yard scoring pass to receiver Wesley Walker. Los Angeles drove into Jets territory on the ensuing possession, but a Plunkett pass was picked off by cornerback Bobby Jackson at the 12-yard line. The Jets added a 30-yard field goal by kicker Pat Leahy later in the second quarter and entered the halftime break with a 10-0 advantage.


Plunkett got the Raiders on the board immediately in the third quarter, engineering a 12-play, 77-yard scoring drive that was capped by running back Marcus Allen's 3-yard touchdown run. Regaining possession following a partially-blocked punt, Plunkett promptly connected with receiver Malcolm Barnwell for a 57-yard touchdown strike, giving the Raiders their first lead of the game.

The teams traded turnovers early in the fourth quarter, but a 45-yard completion from Todd to Walker put the Jets in scoring position with just under four minutes remaining in the game. From 1-yard out, running back Scott Dierking dove over the top for the go-ahead touchdown with just 3:45 left on the clock.

The Raiders would have two more opportunities on offense, but on both drives Plunkett was intercepted by linebacker Lance Mehl, ending the Silver and Black's first season in Los Angeles.

| | 1 | 2 | 3 | 4 | F |
|---------|---|---|----|---|----|
| NY Jets | 7 | 3 | 0 | 7 | 17 |
| Raiders | 0 | 0 | 14 | 0 | 14 |

NYJ - Walker 20 yd. pass from Todd (Leahy kick)
 NYJ - Leahy 30 yd. FG
 LA - Allen 3 yd. run (Bahr kick)
 LA - Barnwell 57 yd. pass from Plunkett (Bahr kick)
 NYJ - Dierking 1 yd. run (Leahy kick)



PLAYOFF HISTORY

RAIDERS 38, PITTSBURGH 10

1983 AFC Divisional Playoff

Jan. 1, 1984 at Los Angeles Memorial Coliseum; Los Angeles, Calif.



Running back Marcus Allen rushed for 121 yards with two touchdowns, and 21 third-quarter points led the Raiders to a dominating 38-10 victory over Pittsburgh in a renewal of one of the NFL's fiercest rivalries at the L.A. Coliseum. Quarterback Jim Plunkett guided an efficient offense and an intimidating defense harried quarterback Cliff Stoudt all afternoon, sacking the Pittsburgh signal-caller five times and intercepting him once.

The Steelers got on the board first with a 17-yard field goal by Gary Anderson. On Pittsburgh's next possession, cornerback Lester Hayes picked off a pass from Stoudt and returned it 18 yards for a touchdown. The Raiders added to their lead in the second quarter, with Allen capping off an 80-yard drive with a 4-yard run over right guard for a touchdown, his first of the day. The Los Angeles defense held firm, allowing Pittsburgh to cross midfield just once on their next three possessions, and a 45-yard field goal by Chris Bahr at the end of the half made the score 17-3.

The third quarter belonged solely to the Silver and Black, as a precision passing game and big-play capability on offense dimmed Pittsburgh's hopes. On the half's opening possession, Plunkett promptly guided a scoring drive by moving the Raiders 72 yards on nine plays, culminating in a 9-yard touchdown run by running back Kenny King.

Allen gave Los Angeles a commanding lead on the team's next series, taking a handoff from Plunkett and breaking free up the middle for a dazzling 48-yard touchdown run. Pittsburgh cut into the lead with a long 58-yard touchdown pass from Stoudt to receiver John Stallworth, but running back Frank Hawkins' bull-doing 2-yard score at the end of the third quarter essentially wrapped up the victory for the Silver and Black.

| | 1 | 2 | 3 | 4 | F |
|------------|---|----|----|---|----|
| Pittsburgh | 3 | 0 | 7 | 0 | 10 |
| Raiders | 7 | 10 | 21 | 0 | 38 |

PIT - Anderson 17 yd. FG

LA - Hayes 18 yd. interception return (Bahr kick)

LA - Allen 4 yd. run (Bahr kick)

LA - Bahr 45 yd. FG

LA - King 9 yd. run (Bahr kick)

LA - Allen 49 yd. run (Bahr kick)


PIT - Stallworth 58 yd. pass from Stoudt (Anderson kick)

LA - Hawkins 2 yd. run (Bahr kick)

RAIDERS 30, SEATTLE 14

1983 AFC Championship

Jan. 8, 1984 at Los Angeles Memorial Coliseum; Los Angeles, Calif.



The Raiders were not to be denied in the organization's fifth AFC Championship game appearance in nine years, getting out to a fast start and cruising to a 30-14 triumph at the L.A. Coliseum in front of 92,335 fans, a championship game record. A stifling defense held Seattle scoreless deep into the third quarter, and the combination of quarterback Jim Plunkett and running back Marcus Allen proved too much for a Seahawk team that had defeated the Raiders twice during the regular season.

Seattle's game-opening drive was halted by a Lester Hayes interception, the first of five picks on the day for the Raiders, and led to a 20-yard field goal by kicker Chris Bahr. In the second quarter, running back Frank Hawkins got into the end zone on a 1-yard

plunge, capping a 61-yard drive. On the team's next offensive series, Plunkett connected with receiver Malcolm Barnwell for 49 yards, setting up Hawkins' second touchdown of the quarter on a 5-yard run around left end. Safety Mike Davis' first of two interceptions came on the ensuing possession, setting up a 45-yard field goal from Bahr and a commanding 20-0 lead at the half.

The Seahawks switched quarterbacks early in the third quarter, going with veteran Jim Zorn, but the results were much the same, as Davis picked off a pass on Zorn's first series under center. Allen broke off a long run on the very next play, picking up 43 of his 154 yards on the day, and setting up his own 3-yard touchdown reception from Plunkett. Seattle finally got on the board with Zorn's 11-yard touchdown pass to running back Dan Doornink, but the final result was not in doubt.

A fourth-quarter field goal by Bahr and a late Seahawk touchdown rounded out the scoring, and the Raiders advanced to the Super Bowl for the fourth time in franchise history.

| | 1 | 2 | 3 | 4 | F |
|---------|---|----|---|---|----|
| Seattle | 0 | 0 | 7 | 7 | 14 |
| Raiders | 3 | 17 | 7 | 3 | 30 |

LA - Bahr 20 yd. FG

LA - Hawkins 1 yd. run (Bahr kick)

LA - Hawkins 5 yd. run (Bahr kick)

LA - Bahr 45 yd. FG

LA - Allen 3 yd. pass from Plunkett (Bahr kick)

SEA - Doornink 11 yd. pass from Zorn (Johnson kick)

LA - Bahr 35 yd. FG

SEA - Young 9 yd. pass from Zorn (Johnson kick)

SEATTLE 13, RAIDERS 7

1984 AFC Wild Card

Dec. 22, 1984 at Kingdome; Seattle, Wash.



A grinding Seattle running game and just four completions by Seahawk quarterback Dave Krieg, including one for a touchdown, was enough to edge the Silver and Black in an AFC Wild Card contest in Seattle. Running back Marcus Allen rushed for 61 yards and caught five passes for 90 yards, while Seattle running back Dan Doornink carried the ball 27 times for 123 yards in front of 64,910 fans at the Kingdome.

Seattle scored first, capping a nine-play, 93-yard drive with a 26-yard touchdown pass from Krieg to receiver Daryl Turner. The teams traded punts frequently until a fumble by Raiders running back Frank Hawkins led to a short field for Seattle late in the third quarter. A 35-yard field goal by kicker Norm Johnson extended the Seahawks' lead, and the first of two interceptions thrown on the day by Plunkett preserved the 10-0 score at the end of three periods.

Johnson added a 44-yard field goal in the fourth quarter, but the Raiders looked to get Allen going on a drive beginning on their own 22-yard line. Plunkett connected with Allen for two completions for 29 yards before hitting him again over the middle for a 46-yard touchdown catch-and-run.

Looking to hold on to their slim lead, the Seahawks took nearly four minutes off the clock before being forced to punt. Taking over at the 16-yard line with under a minute to go, Plunkett completed two quick passes but his third was intercepted by safety Kenny Easley, sealing Seattle's victory.

| | 1 | 2 | 3 | 4 | F |
|---------|---|---|---|---|----|
| Raiders | 0 | 0 | 0 | 7 | 7 |
| Seattle | 0 | 7 | 3 | 3 | 13 |

SEA - Turner 26 yd. pass from Krieg (Johnson kick)

SEA - Johnson 35 yd. FG

SEA - Johnson 44 yd. FG


LA - Allen 46 yd. pass from Plunkett (Bahr kick)

PLAYOFF HISTORY

NEW ENGLAND 27, RAIDERS 20

1985 AFC Divisional Playoff

Jan. 5, 1986 at Los Angeles Memorial Coliseum; Los Angeles, Calif.



Six Raider turnovers led to 20 New England points and Craig James became the first running back to rush for over 100 yards against Los Angeles all season, as the visiting Patriots upended the Silver and Black at the L.A. Coliseum, 27-20. Running back Marcus Allen rushed for 121 yards and one touchdown, but the top-seeded Silver and Black failed to score in the second half in the upset defeat.

A muffed return on a first-quarter punt set up the game's opening score, a 13-yard pass from quarterback Tony Eason to tight end Lin Dawson. Greg Townsend blocked a punt later in the opening period, but the Raider offense stalled and had to settle for a 29-yard field goal by Chris Bahr.

Los Angeles took the lead in the second quarter, as quarterback Marc Wilson found receiver Jessie Hester in the end zone for a 16-yard touchdown. Defensive lineman Howie Long pounced on a fumble on the Patriots' next possession, and the Raiders capitalized with an 11-yard touchdown run by Allen. On the ensuing series, New England covered 80 yards on a 10-play scoring drive, with James capping the sequence with a 2-yard touchdown around left end. After trading field goals, the teams entered halftime with the Raiders clinging to a narrow 20-17 advantage.

Turnovers continued to plague the Raiders in the third quarter, as an Allen fumble in New England territory led to a game-tying, 32-yard field goal by kicker Tony Franklin. On the ensuing kickoff, returner Sam Seale muffed the kick and then fumbled before Jim Bowman fell on the ball in the end zone for a New England touchdown.

The special-teams touchdown would provide the difference in the game, as the Patriots limited the Raiders to just two fourth-quarter possessions, picking off Wilson for the third time to close out the upset.

| | 1 | 2 | 3 | 4 | F |
|-------------|---|----|----|---|----|
| New England | 7 | 10 | 10 | 0 | 27 |
| Raiders | 3 | 17 | 0 | 0 | 20 |

NE - Dawson 13 yd. pass from Eason (Franklin kick)

LA - Bahr 29 yd. FG

LA - Hester 16 yd. pass from Wilson (Bahr kick)

LA - Allen 11 yd. run (Bahr kick)

NE - James 2 yd. run (Franklin kick)

NE - Franklin 45 yd. FG

LA - Bahr 32 yd. FG

NE - Franklin 32 yd. FG

NE - Bowman fumble return in end zone (Franklin kick)

RAIDERS 20, CINCINNATI 10

1990 AFC Divisional Playoff

Jan. 13, 1991 at Los Angeles Memorial Coliseum; Los Angeles, Calif.



Returning to the playoffs after a five-year hiatus, the Raiders used 10 fourth-quarter points to defeat Cincinnati, 20-10, in a game that is perhaps most remembered as running back Bo Jackson's last career appearance on a football field. Quarterback Jay Schroeder passed for 172 yards and two touchdowns on just 11 completions, and running back Marcus Allen gained 140 yards on the ground to lead the Silver and Black.

Art Shell's team drove to the Cincinnati 24-yard line early in the first quarter, but an incompletion on a fourth-and-1 play turned the ball over on downs. A second-quarter field goal gave the Bengals

an early lead, but the Raiders' running game got going on the ensuing possession, as Jackson and Allen combined for 56 yards on five rushing attempts before Schroeder found receiver Mervyn Fernandez in the end zone for a 13-yard strike.

Early in the third quarter, Jackson took a pitch from Schroeder and dashed around right end for 34 yards before being dragged down from behind. It would mark the final play of a short but bright career for the dynamic running back, as Jackson suffered a career-ending hip injury on the play.

Kicker Jeff Jaeger booted a 49-yard field goal to cap a third-quarter drive, but the Bengals pulled even when quarterback Boomer Esiason hooked up with receiver Stanford Jennings for an 8-yard touchdown early in the fourth period. On the ensuing possession, Schroeder orchestrated an 80-yard touchdown drive that was highlighted by a 41-yard scoring pass to tight end Ethan Horton, who made a finger-tip grab on the play.

The Bengals began to drive on their next possession, but Greg Townsend's third sack of the game helped derail their offense. Jaeger's 25-yard field goal with just 19 seconds left on the clock ended Cincinnati's hopes and sent the Raiders to the AFC Championship game for the first time since the 1983 season.

| | 1 | 2 | 3 | 4 | F |
|------------|---|---|---|----|----|
| Cincinnati | 0 | 3 | 0 | 7 | 10 |
| Raiders | 0 | 7 | 3 | 10 | 20 |

CIN - Breech 27 yd. FG

LA - Fernandez 13 yd. pass from Schroeder (Jaeger kick)

LA - Jaeger 49 yd. FG

CIN - Jennings 8 yd. pass from Esiason (Breech kick)

LA - Horton 41 yd. pass from Schroeder (Jaeger kick)

LA - Jaeger 25 yd. FG

BUFFALO 51, RAIDERS 3

1990 AFC Championship

Jan. 20, 1991 at Rich Stadium; Orchard Park, N.Y.



Buffalo's potent offense jumped out to 41 first-half points en route to a 51-3 defeat of the Raiders at Rich Stadium. Quarterback Jay Schroeder, directing an offense devoid of star running back Bo Jackson, threw five interceptions, and the Los Angeles defense could not keep pace with a Bills offense that got 300 passing yards from quarterback Jim Kelly and three rushing touchdowns from running back Kenneth Davis.

The Bills got off to a fast start, as Kelly connected with former Raider James Lofton for a 13-yard touchdown on the team's first drive. The Raiders answered immediately, getting a 41-yard field goal from kicker Jeff Jaeger on the ensuing possession. A relentless Buffalo offense scored again on a 12-yard touchdown run by Thurman Thomas, and added seven points on an interception return for a touchdown by linebacker Daryl Talley to make the score 21-3.

With the Raider offense stuck in neutral, the Bills added 20 points in the second quarter via two short-yardage runs by Davis and Lofton's second touchdown catch of the game.

Any spark the Raiders looked to ignite after halftime flamed out in the form of two interceptions in Buffalo territory. Davis' third score of the game on a 1-yard dive and a fourth-quarter field goal from kicker Scott Norwood closed out Buffalo's first conference title.

| | 1 | 2 | 3 | 4 | F |
|---------|----|----|---|----|----|
| Raiders | 3 | 0 | 0 | 0 | 3 |
| Buffalo | 21 | 20 | 0 | 10 | 51 |

BUF - Lofton 13 yd. pass from Kelly (Norwood kick)

LA - Jaeger 41 yd. FG

BUF - Thomas 12 yd. run (Norwood kick)

BUF - Talley 27 yd. interception return (Norwood kick)

BUF - Davis 1 yd. run (kick failed)

BUF - Davis 3 yd. run (Norwood kick)

BUF - Lofton 8 yd. pass from Kelly (Norwood kick)

BUF - Davis 1 yd. run (Norwood kick)

BUF - Norwood 39 yd. FG

PLAYOFF HISTORY

KANSAS CITY 10, RAIDERS 6

1991 AFC Wild Card

Dec. 28, 1991 at Arrowhead Stadium;
Kansas City, Mo.



The Raiders fell to the Chiefs, 10-6, in a game highlighted by dominating defense on both sides in an AFC Wild Card game. Rookie quarterback Todd Marinovich, who threw three touchdown passes in his NFL debut the previous week against the same Kansas City squad, threw four interceptions, and Chiefs running back Barry Word rushed for 130 yards at Arrowhead Stadium.

Both offenses struggled to put points on the board in the first half, as the two teams combined for three interceptions, two fumbles, two missed field goals and one punt on the game's first eight possessions. Safety Deron Cherry's second interception of the game midway through the second quarter put Kansas City in scoring position, and quarterback Steve DeBerg capitalized with an 11-yard touchdown strike to receiver Fred Jones. Marinovich engineered a score near the end of the second quarter, getting three points on a 32-yard Jeff Jaeger field goal following a 10-play, 65-yard drive.

The Raiders drew closer at the start of the second half, driving to the Kansas City 8-yard line before settling for a 26-yard chip shot by Jaeger. The Silver and Black's offense could not remain on track, however, and the Raiders' final three possessions ended in turnovers. The Chiefs added a Nick Lowery field goal in the fourth quarter, handing Los Angeles the narrow defeat.

| | 1 | 2 | 3 | 4 | F |
|-------------|---|---|---|---|----|
| Raiders | 0 | 3 | 3 | 0 | 6 |
| Kansas City | 0 | 7 | 0 | 3 | 10 |

KC - Jones 11 yd. pass from DeBerg (Lowery kick)

LA - Jaeger 32 yd. FG

LA - Jaeger 26 yd. FG

KC - Lowery 18 yd. FG

RAIDERS 42, DENVER 24

1993 AFC Wild Card

Jan. 9, 1994 at Los Angeles Memorial Coliseum; Los Angeles, Calif.



A quick-strike offense and three second-half touchdowns by running back Napoleon McCallum propelled the Raiders to a 42-24 shootout victory over Denver at the L.A. Coliseum. Quarterback Jeff Hostetler passed for 294 yards and three first-half scores against a Broncos team that the Silver and Black had defeated in overtime the previous week, forcing Denver to return to Los Angeles for the Wild Card contest.

Los Angeles and Denver exchanged scores on a "blow-frow" basis in the first half. The Raiders opened the scoring with Hostetler's 9-yard touchdown pass to tight end Ethan Horton, only to be matched by quarterback John Elway's 23-yard strike to tight end Shannon Sharpe. Hostetler connected on the first long score of the game, hitting receiver Tim Brown for a 65-yard touchdown later in the first quarter. Elway followed suit with a 16-yard touchdown in the second period to tight end Reggie Johnson, but Los Angeles went up again via a 54-yard pass from Hostetler to receiver James Jett. Denver pulled even on Elway's 6-yard toss to receiver Derek Russell, and the game went into the half tied, 21-21.

After posting a pair of three-and-outs on defense, the Raid-

ers took to the ground on offense in the third quarter. McCallum, who had just one carry in the first half, broke loose for a 26-yard touchdown to give the Silver and Black the lead for good. McCallum powered through the middle for a 2-yard score to cap a 52-yard drive later in the period, and the Los Angeles defense did not yield a Broncos first down on four third-quarter possessions to maintain a commanding lead.

Kicker Jason Elam booted a 33-yard field goal to get Denver back on the board in the fourth quarter, but McCallum's third touchdown of the game following a long Raider drive sealed the victory for the Silver and Black.

| | 1 | 2 | 3 | 4 | F |
|---------|----|----|----|---|----|
| Denver | 7 | 14 | 0 | 3 | 24 |
| Raiders | 14 | 7 | 14 | 7 | 42 |

LA - Horton 9 yd. pass from Hostetler (Jaeger kick)

DEN - Sharpe 23 yd. pass from Elway (Elam kick)

LA - Brown 65 yd. pass from Hostetler (Jaeger kick)

DEN - Johnson 16 yd. pass from Elway (Elam kick)

LA - Jett 54 yd. pass from Hostetler (Jaeger kick)

DEN - Russell 6 yd. pass from Elway (Elam kick)

LA - McCallum 26 yd. run (Jaeger kick)

LA - McCallum 2 yd. run (Jaeger kick)

DEN - Elam 33 yd. FG

LA - McCallum 1 yd. run (Jaeger kick)

BUFFALO 29, RAIDERS 23

1993 AFC Divisional Playoff

Jan. 15, 1994 at Rich Stadium;
Orchard Park, N.Y.



The Raiders were edged by the Bills, 29-23, on a frigid artificial turf at Rich Stadium in a competitive AFC Divisional playoff game. With temperatures at game time dipping to zero, the Silver and Black built a 17-13 halftime lead, but succumbed to Buffalo behind a pair of second-half touchdown passes from quarterback Jim Kelly to receiver Bill Brooks.

The Bills provided the game's initial threat in the first quarter, driving to the Raider 30-yard line before turning the ball over on downs. The Silver and Black responded immediately, embarking on a 58-yard drive that culminated in kicker Jeff Jaeger's 30-yard field goal in the second quarter.

Running back Kenneth Davis put the Bills ahead with a leaping 1-yard touchdown dive on the ensuing possession, but Raiders running back Napoleon McCallum matched the score with a 1-yard scoring run of his own. Los Angeles extended its lead following a fumble recovery, as McCallum capped an 11-play, 40-yard drive with his second 1-yard touchdown run of the day. The Bills got back into the game on the heels of a 37-yard pass interference call, with running back Thurman Thomas punching it into the end zone from 8 yards out.

Buffalo grabbed the lead in the third quarter, getting a touchdown on Kelly's 25-yard pass to Brooks and adding a field goal to move ahead, 19-17. The Bills' lead was short-lived, however, as quarterback Jeff Hostetler connected with receiver Tim Brown from the Raiders 24-yard line, and Brown streaked up the middle and eluded a tackler to score an 86-yard touchdown.

Kelly guided another scoring drive to put the Bills up for good, connecting with Brooks from 22 yards out to provide the difference. The Raiders' two remaining possessions resulted in three-and-outs, and the Bills ran out the clock to end the Silver and Black's season.

PLAYOFF HISTORY

| | 1 | 2 | 3 | 4 | F |
|---------|---|----|---|---|----|
| Raiders | 0 | 17 | 6 | 0 | 23 |
| Buffalo | 0 | 13 | 9 | 7 | 29 |

LA - Jaeger 30 yd. FG
 BUF - Davis 1 yd. run (kick failed)
 LA - McCallum 1 yd. run (Jaeger kick)
 LA - McCallum 1 yd. run (Jaeger kick)
 BUF - Thomas 8 yd. run (Christie kick)
 BUF - Brooks 25 yd. pass from Kelly (kick failed)
 BUF - Christie 29 yd. FG
 LA - Brown 86 yd. pass from Hostetler (kick failed)
 BUF - Brooks 22 yd. pass from Kelly (Christie kick)

RAIDERS 27, MIAMI 0 2000 AFC Divisional Playoff

Jan. 6, 2001 at Network Associates Coliseum; Oakland, Calif.

The Raiders made a triumphant return to the postseason, dismantling the visiting Miami Dolphins and posting a 27-0 victory, the first postseason shut-out in franchise history. Quarterback Rich Gannon's efficient passing and cornerback Tory James' two interceptions, including a 90-yard return for a touchdown, spelled doom for the Dolphins at Network Associates Coliseum.

Miami quarterback Jay Fiedler drove the Dolphins to the Raiders' 16-yard line on the team's first possession, but James jumped receiver Leslie Shepherd's route for a pick and raced 90 yards down the sideline for a tone-setting touchdown. Kicker Sebastian Janikowski added a 36-yard field goal in the opening period and the end result was never in doubt.

Another Janikowski field goal, this one from 33 yards out, boosted the Oakland lead in the second quarter, and when Gannon connected with receiver James Jett on a 6-yard touchdown pass, the rout was truly on.

The Raider defense halted any hope of a Miami comeback, holding running back Lamar Smith, who had rushed for 209 yards the previous week against Indianapolis, to just four yards on eight carries. A 2-yard touchdown run by running back Tyrone Wheatley in the third quarter put the game out of reach, and two fourth-quarter interceptions, including a second of the day by James, closed out the convincing victory.

| | 1 | 2 | 3 | 4 | F |
|---------|----|----|---|---|----|
| Miami | 0 | 0 | 0 | 0 | 0 |
| Raiders | 10 | 10 | 7 | 0 | 27 |


OAK - James 90 yd. interception return (Janikowski kick)
 OAK - Janikowski 36 yd. FG
 OAK - Janikowski 33 yd. FG
 OAK - Jett 6 yd. pass from Gannon (Janikowski kick)
 OAK - Wheatley 2 yd. run (Janikowski kick)

BALTIMORE RAVENS 16, RAIDERS 3 2000 AFC Championship

Jan. 14, 2001 at Network Associates Coliseum; Oakland, Calif.

The Baltimore Ravens spoiled the first conference championship game played in Oakland since 1976, using a stifling defense to upend the host Raiders, 16-3. Quarterback Rich Gannon was injured on a second-quarter play, and the Raiders fell short in their bid for a return to the Super Bowl.

After a scoreless first quarter, the Ravens got on the board first when quarterback Trent Diller hit Shannon Sharpe over the middle and the tight end split two defenders, rumbling 96 yards



to a touchdown. Shortly following the Ravens' score, Gannon was forced to leave the game due to a shoulder injury and his replacement, Bobby Hoyer, threw an interception that Baltimore capitalized upon with a 31-yard field goal.

With Gannon back under center, the Raiders mounted a scoring drive early in the third quarter. Kicker Sebastian Janikowski booted a 24-yard field goal after the Oakland drive stalled out at Baltimore's 6-yard line. The Ravens added short Matt Stover field goals, one each in the third and fourth quarters, and the Raiders were kept out of the end zone for the first time all season in the defeat.

| | 1 | 2 | 3 | 4 | F |
|-----------|---|----|---|---|----|
| Baltimore | 0 | 10 | 3 | 3 | 16 |
| Raiders | 0 | 0 | 3 | 0 | 3 |

BAL - Sharpe 96 yd. pass Trent Diller (Stover kick)

BAL - Stover 31 yd. FG

OAK - Janikowski 24 yd. FG

BAL - Stover 28 yd. FG

BAL - Stover 21 yd. FG

RAIDERS 38, NEW YORK JETS 24 2001 AFC Wild Card

Jan. 12, 2002 at Network Associates Coliseum; Oakland, Calif.

An explosive offense led by quarterback Rich Gannon, receiver Jerry Rice and running back Charlie Garner overwhelmed the visiting New York Jets in an AFC Wild Card contest, 38-24. Rice's nine catches for 183 yards and Garner's 158 rushing yards proved too much for the Jets, who had defeated the Raiders at Network Associates Coliseum the previous week to earn a playoff berth.

The Raiders got off to a fast start in the first quarter, with Gannon leading two long drives that resulted in Sebastian Janikowski field goals. After the two teams traded field goals in the second quarter, the Silver and Black got into the end zone on a 2-yard pass from Gannon to receiver Tim Brown to give the Raiders a 16-3 half-time lead.

The Jets pulled closer on the second half's opening drive, as QB Vinny Testaverde found receiver Wayne Chrebet wide open for a 17-yard touchdown. The Raiders recovered a fumble near the end of the third period, setting up a wild fourth period in which the teams would combine to score 36 points.

Fullback Zack Crockett got the final quarter started with a 2-yard plunge for a score, and a two-point conversion gave the Raiders a 24-10 advantage. A 3-yard toss from Testaverde to fullback Richie Anderson cut the Oakland lead to seven points, but Gannon promptly led a 68-yard scoring drive on the ensuing possession, connecting with Rice for a 21-yard touchdown toss.

The Jets stormed back, as Chrebet hauled in his second touchdown pass of the game from 4 yards out. On the Raiders' next possession, Garner took a handoff and broke free around right end for 80 yards to set a franchise postseason record and put the game out of reach.

| | 1 | 2 | 3 | 4 | F |
|---------|---|----|---|----|----|
| NY Jets | 0 | 3 | 7 | 14 | 24 |
| Raiders | 6 | 10 | 0 | 22 | 38 |

OAK - Janikowski 21 yd. FG

OAK - Janikowski 41 yd. FG

NYJ - Hall 45 yard yd. FG

OAK - Janikowski 45 yd. FG

OAK - Brown 2 yd. pass from Gannon (Janikowski kick)

NYJ - Chrebet 17 yd. pass from Testaverde (Hall kick)

OAK - Crockett 2 yd. run (Garner run)

NYJ - Anderson 3 yd. pass from Testaverde (Hall kick)

OAK - Rice 21 yd. pass from Gannon (Janikowski kick)

NYJ - Chrebet 4 yd. pass from Testaverde (Hall kick)

OAK - Garner 80 yd. run (Janikowski kick)



PLAYOFF HISTORY

NEW ENGLAND 16, RAIDERS 13

2001 AFC Divisional Playoff

Jan. 19, 2002 at Foxboro Stadium;
Foxboro, Mass.



A New England snow storm created a majestic setting at Foxboro Stadium, as the Patriots edged the Raiders in the "Tuck Game," one of the most controversial contests in NFL history.

With less than two minutes remaining in regulation and the Raiders clinging to a three-point lead, cornerback Charles Woodson sacked Patriots quarterback Tom Brady, causing what appeared to be a fumble that was recovered by Raider linebacker Greg Biekert to seal a Raider win. Citing Rule 3, Section 22, Article 2, Note 2 in the NFL rule book, the officials ruled the play an incomplete pass, leading to the game-tying field goal by kicker Adam Vinatieri.

The Raiders built an early lead in the contest, as quarterback Rich Gannon connected with receiver James Jett in the corner of the end zone for a 13-yard score in the second quarter. Two Sebastian Janikowski field goals, from 38 and 45 yards out gave the Raiders a 13-3 advantage entering the final period.

Brady was efficient in an early fourth-quarter drive, completing nine consecutive pass attempts before scampering into the end zone for a 6-yard touchdown to cut the Raider lead to three points. Brady then led a late-game drive that culminated in Vinatieri's 45-yard, game-tying field goal that came on the heels of the "tuck rule" play.

In overtime, Brady promptly piloted a 61-yard drive that led to Vinatieri's game-winner from 23 yards out.

| | 1 | 2 | 3 | 4 | OT | Final |
|-------------|---|---|---|----|----|-------|
| Raiders | 0 | 7 | 6 | 0 | 0 | 13 |
| New England | 0 | 0 | 3 | 10 | 3 | 16 |

OAK - Jett 13 yd. pass from Gannon (Janikowski kick)

NE - Vinatieri 23 FG

OAK - Janikowski 38 yd. FG

OAK - Janikowski 45 yd. FG

NE - Brady 6 yd. run (Vinatieri kick)

NE - Vinatieri 45 yd. FG

NE - Vinatieri 23 yd. FG

RAIDERS 30, NEW YORK JETS 10

2002 AFC Divisional Playoff

Jan. 12, 2003 at Network Associates Coliseum; Oakland, Calif.



An opportunistic offense scored 17 points off of three Jets turnovers, and quarterback Rich Gannon passed for 283 yards and two touchdowns to lead the Raiders to a convincing 30-10 victory over the New York Jets at Network Associates Coliseum.

After trading first-quarter field goals, the Raiders capitalized on a fumble recovery in Jets territory by way of a 1-yard dive by fullback Zack Crockett. The Jets drew even late in the second quarter, as quarterback Chad Pennington capped a long drive with a 1-yard touchdown pass to fullback Jerald Sowell to tie the game at the half.

The second half was all Silver and Black, with Gannon connecting with receiver Jerry Porter for a 29-yard touchdown in the third quarter to give the Raiders the lead for good. Gannon and Porter hooked up again later in the third period for 50 of Porter's 123 receiving yards on the day, setting up a 9-yard touchdown pass to receiver Jerry Rice early in fourth quarter.

Two fourth-quarter field goals by Sebastian Janikowski closed out the victory and pushed the Raiders one step closer to the Super Bowl.

| | 1 | 2 | 3 | 4 | F |
|---------|---|---|---|----|----|
| NY Jets | 3 | 7 | 0 | 0 | 10 |
| Raiders | 3 | 7 | 7 | 13 | 30 |

NYJ - Hall 38 yd. FG

OAK - Janikowski 29 yd. FG

OAK - Crockett 1 yd. run (Janikowski kick)

NYJ - Sowell 1 yd. pass from Pennington (Hall kick)

OAK - Porter 29 yd. pass from Gannon (Janikowski kick)

OAK - Rice 9 yd. pass from Gannon (Janikowski kick)


OAK - Janikowski 34 yd. FG

OAK - Janikowski 31 yd. FG

RAIDERS 41, TENNESSEE 24

2002 AFC Championship

Jan. 19, 2003 at Network Associates Coliseum; Oakland, Calif.



The Raiders got out to a fast start and out-lasted Tennessee in the second half to secure the Silver and Black's first Super Bowl berth since the 1983 season. A relentless passing attack, led by quarterback Rich Gannon's 286 yards and three touchdowns through the air, proved too much for the visiting Titans.

Oakland wasted no time getting on the scoreboard, as Gannon took the offense 69 yards on the opening possession and connected with receiver Jerry Porter for a 3-yard touchdown pass to open the scoring. The Titans answered immediately, with quarterback Steve McNair hitting receiver Drew Bennett for a 33-yard touchdown on the ensuing drive. The Raiders went up again on their next possession, Gannon moving the offense swiftly downfield to set up a 12-yard touchdown pass to running back Charlie Garner.

Tennessee cut into the Raider lead with a field goal in the second quarter, and the Titans briefly took the lead by virtue of a 9-yard touchdown run by McNair. The Raiders took the lead back near the end of the first half, capitalizing on a fumble recovery deep in Tennessee territory with a 1-yard scoring pass from Gannon to tight end Doug Jolley. A fumble recovery on the ensuing kickoff gave the Raiders the ball in scoring range once again, and kicker Sebastian Janikowski was true from 43 yards out.

A second Janikowski field goal was matched by McNair's second touchdown run of the game, a 13-yard scamper to make the score 27-24 in Oakland's favor entering the fourth quarter. Gannon began the final period by capping off a 66-yard drive with a 2-yard touchdown run of his own, and closed out the victory by leading the Silver and Black on a time-consuming drive that resulted in fullback Zack Crockett's 7-yard touchdown run. McNair and the Titans moved the ball down to the Oakland 6-yard line, but turned the ball over on downs, and Gannon took a knee as the Coliseum erupted in celebration.

| | 1 | 2 | 3 | 4 | F |
|-----------|----|----|---|----|----|
| Tennessee | 7 | 10 | 7 | 0 | 24 |
| Raiders | 14 | 10 | 3 | 14 | 41 |

OAK - Porter 3 yd. pass from Gannon (Janikowski kick)

TEN - Bennett 33 yd. pass from McNair (Nedney kick)

OAK - Garner 12 yd. pass from Gannon (Janikowski kick)

TEN - Nedney 29 yd. FG

TEN - McNair 9 yd. run (Nedney kick)

OAK - Jolley 1 yd. pass from Gannon (Janikowski kick)

OAK - Janikowski 43 yd. FG

OAK - Janikowski 32 yd. FG

TEN - McNair 13 yd. run (Hentrich kick)

OAK - Gannon 2 yd. run (Janikowski kick)

OAK - Crockett 7 yd. run (Janikowski kick)

INDIVIDUAL PLAYOFF RECORDS

RUSHING

Most attempts, career

| | |
|-----|----------------------------|
| 167 | Marcus Allen (10 games) |
| 163 | Mark van Eeghen (10 games) |
| 128 | Clarence Davis (6 games) |

Most attempts, game

| | |
|----|--|
| 25 | Marcus Allen, vs. Sea., Jan. 8, 1984 |
| 22 | Mark van Eeghen, vs. Pit., Dec. 26, 1976 |
| 22 | Marcus Allen, vs. NE, Jan. 5, 1986 |

Most yards rushing, career

| | |
|-----|----------------------------|
| 961 | Marcus Allen (10 games) |
| 579 | Mark van Eeghen (10 games) |
| 506 | Clarence Davis (6 games) |

Most yards rushing, game

| | |
|-----|--|
| 191 | Marcus Allen, vs. Was., Jan. 22, 1984 |
| 158 | Charlie Garner, vs. NYJ, Jan. 12, 2002 |
| 154 | Marcus Allen, vs. Sea., Jan. 8, 1984 |

Longest run from scrimmage

| | |
|----|---|
| 80 | Charlie Garner, vs. NYJ, Jan. 12, 2002 (TD) |
| 74 | Marcus Allen, vs. Was., Jan. 22, 1984 (TD) |
| 69 | Hewritt Dixon, vs. HouO., Dec. 31, 1967 |

Most games, 100-or-more yards rushing, career

| | |
|---|--------------------------|
| 5 | Marcus Allen (10 games) |
| 1 | Pete Banaszak (18 games) |
| | Hewritt Dixon (8 games) |
| | Clarence Davis (6 games) |
| | Nick Bell (3 games) |
| | Charlie Garner (5 games) |

Most consecutive games, 100-or-more yards rushing

| | |
|---|---------------------|
| 3 | Marcus Allen (1983) |
| 1 | 7 times |

Two 100-yard rushers

Hewritt Dixon (144 yds.) and Pete Banaszak (116 yds.), vs. HouO., Dec. 31, 1967

Most rushing touchdowns, career

| | |
|---|-----------------------------|
| 8 | Marcus Allen (10 games) |
| 5 | Pete Banaszak (18 games) |
| | Napoleon McCallum (3 games) |

Most rushing touchdowns, game

| | |
|---|---|
| 3 | Napoleon McCallum, vs. Den., Jan. 9, 1994 |
| 2 | Marv Hubbard, vs. Pit., Dec. 22, 1973 |
| | Pete Banaszak, vs. Min., Jan. 9, 1977 |
| | Mark van Eeghen, at Cle., Jan. 4, 1981 |
| | Marcus Allen, vs. Cle., Jan. 8, 1983 |
| | Marcus Allen, vs. Pit., Jan. 1, 1984 |
| | Frank Hawkins, vs. Sea., Jan. 8, 1984 |
| | Marcus Allen, vs. Was., Jan. 22, 1984 |
| | Napoleon McCallum, at Buf., Jan. 15, 1994 |

Most consecutive games, rushing for touchdowns

| | |
|---|--------------------------|
| 2 | Mark van Eeghen (1981) |
| | Marcus Allen (1983) |
| | Frank Hawkins (1984) |
| | Napoleon McCallum (1994) |
| | Zack Crockett (2003) |

PASSING

Most passes completed, career

| | |
|-----|-------------------------|
| 188 | Ken Stabler (12 games) |
| 162 | Jim Plunkett (10 games) |
| 136 | Rich Gannon (7 games) |

Most passes completed, game

| | |
|----|--------------------------------------|
| 29 | Rich Gannon, vs. Ten., Jan. 19, 2003 |
| 24 | Rich Gannon, vs. TB, Jan. 26, 2003 |
| 24 | Jim Plunkett, vs. Cle., Jan. 8, 1983 |

Most passes attempted, career

| | |
|-----|---------------------------|
| 325 | Ken Stabler (12 games) |
| 272 | Jim Plunkett (10 games) |
| 238 | Daryle Lamonica (9 games) |

Most passes attempted, game

| | |
|----|--|
| 47 | Daryle Lamonica, at NYJ, Dec. 29, 1968 |
| 44 | Rich Gannon, vs. TB, Jan. 26, 2003 |
| 42 | Ken Stabler, at Pit., Jan. 4, 1976 |

Most yards passing, career

| | |
|-------|-------------------------|
| 2,398 | Ken Stabler (12 games) |
| 2,293 | Jim Plunkett (10 games) |
| 1,748 | Rich Gannon (7 games) |

Most yards passing, game

| | |
|-----|--|
| 401 | Daryle Lamonica, at NYJ, Dec. 29, 1968 |
| 386 | Jim Plunkett, vs. Cle., Jan. 8, 1983 |
| 347 | Daryle Lamonica, vs. KC, Dec. 22, 1968 |

Most games, 300-or-more yards passing, career

| | |
|---|---------------------------|
| 2 | Daryle Lamonica (9 games) |
| 1 | Ken Stabler (12 games) |
| | Jim Plunkett (10 games) |

Most consecutive games, 300-or-more yards passing

| | |
|---|------------------------|
| 2 | Daryle Lamonica (1968) |
| 1 | Two times |

Most touchdown passes, career

| | |
|----|---------------------------|
| 19 | Ken Stabler (12 games) |
| 18 | Daryle Lamonica (9 games) |
| 11 | Jim Plunkett (10 games) |
| | Rich Gannon (7 games) |

Most touchdown passes, game

| | |
|---|---|
| 6 | Daryle Lamonica, vs. HouO., Dec. 21, 1969 |
| 5 | Daryle Lamonica, vs. KC, Dec. 22, 1968 |
| 4 | Ken Stabler, vs. Mia., Dec. 21, 1974 |

Most consecutive games, touchdown pass

| | |
|---|---------------------------|
| 9 | Ken Stabler (1974-78) |
| 5 | Daryle Lamonica (1967-69) |
| | Rich Gannon (2002-03) |

Most passes had intercepted, career

| | |
|----|-------------------------|
| 12 | Jim Plunkett (10 games) |
| 11 | Ken Stabler (12 games) |
| 8 | Rich Gannon (7 games) |

Most passes had intercepted, game

| | |
|---|---------------------------------------|
| 5 | Jay Schroeder, at Buf., Jan. 20, 1991 |
| | Rich Gannon, vs. TB, Jan. 26, 2003 |
| 4 | Todd Marinovich, at KC, Dec. 28, 1991 |

Longest pass completion

| | |
|----|--|
| 80 | Jim Plunkett to Kenny King, vs. Phi., Jan. 25, 1981 (TD) |
| 86 | Jeff Hostetler to Tim Brown, at Buf., Jan. 15, 1993 (TD) |
| 82 | Daryle Lamonica to Rod Sherman, vs. Mia., Dec. 27, 1970 (TD) |

Highest completion percentage, career (min. 50 att.)

| | |
|------|-------------------------|
| 63.6 | Rich Gannon (7 games) |
| 59.6 | Jim Plunkett (10 games) |
| 57.8 | Ken Stabler (12 games) |

Highest completion percentage, game (min. 20 att.)

| | |
|------|--------------------------------------|
| 79.3 | Rich Gannon, vs. NYJ, Jan. 12, 2002 |
| 73.9 | Ken Stabler, vs. Cin., Dec. 28, 1975 |
| 70.8 | Jim Plunkett, vs. Sea., Jan. 8, 1984 |

RECEIVING

Most receptions, career

| | |
|----|-----------------------------|
| 73 | Cliff Branch (19 games) |
| 70 | Fred Biletnikoff (16 games) |
| 45 | Tim Brown (12 games) |

Most receptions, game

| | |
|---|---|
| 9 | Cliff Branch, vs. Pit., Dec. 29, 1974 |
| | Fred Biletnikoff, vs. NE, Dec. 18, 1976 |
| | Jerry Rice, vs. NYJ, Jan. 12, 2002 |
| | Tim Brown, vs. Ten., Jan. 19, 2003 |
| 8 | Fred Biletnikoff, vs. Mia., Dec. 21, 1974 |
| | Charlie Smith, vs. KC, Jan. 4, 1970 |
| | Cliff Branch, vs. Phi., Jan. 25, 1981 |

Most yards receiving, career

| | |
|-------|-----------------------------|
| 1,289 | Cliff Branch (19 games) |
| 1,167 | Fred Biletnikoff (16 games) |
| 581 | Tim Brown (12 games) |

Most yards receiving, game

| | |
|-----|---|
| 190 | Fred Biletnikoff, at NYJ, Dec. 29, 1968 |
| 186 | Cliff Branch, vs. Pit., Dec. 29, 1974 |
| 183 | Jerry Rice, vs. NYJ, Jan. 12, 2002 |
| 180 | Fred Biletnikoff, vs. KC, Dec. 22, 1968 |

INDIVIDUAL PLAYOFF RECORDS

Most games, 100-or-more yards receiving, career

- 4 Fred Biletnikoff (16 games)
- 3 Cliff Branch (19 games)
- 1 8 times

Most consecutive games, 100-or-more yards receiving

- 2 Fred Biletnikoff (1968)

Most touchdown receptions, career

- 10 Fred Biletnikoff (16 games)
- 7 Dave Casper (7 games)
- 5 Cliff Branch (19 games)

Most touchdown receptions, game

- 3 Fred Biletnikoff, vs. KC, Dec. 22, 1968
- Dave Casper, at BalC., Dec. 24, 1977
- 2 Bill Miller, vs. GB, Jan. 14, 1968
- Warren Wells, vs. KC, Dec. 22, 1968
- Fred Biletnikoff, vs. HouO., Dec. 21, 1969
- Rod Sherman, vs. HouO., Dec. 21, 1969
- Dave Casper, at Den., Jan. 1, 1978
- Cliff Branch, vs. Phi., Jan. 25, 1981

INTERCEPTIONS BY

Most interceptions by, career

- 8 Lester Hayes (8 games)
- 7 Willie Brown (8 games)
- 4 Nemiah Wilson (4 games)

Most interceptions by, game

- 3 Rod Martin, vs. Phi., Jan. 25, 1981
- 2 Jack Tatum, at Pit., Jan. 4, 1976
- Lester Hayes, vs. HouO., Dec. 28, 1980
- Lester Hayes, at Cle., Jan. 4, 1981
- Mike Davis, vs. Sea., Jan. 8, 1984

Most consecutive games, interception

- 2 George Atkinson (1968-69)
- Willie Brown (1973)
- Willie Hall (1976-77)

Longest interception return

- 90 Tory James, vs. Mia., Jan. 6, 2001 (TD)
- 75 Willie Brown, vs. Min., Jan. 9, 1977 (TD)
- 54 Willie Brown, vs. Pit., Dec. 22, 1973 (TD)

SCORING

Most points, career

- 99 George Blanda (19 FG, 42 PAT) (15 games)
- 78 Chris Bahr (15 FG, 33 PAT) (11 games)
- 60 Fred Biletnikoff (10 TD) (16 games)
- 60 Marcus Allen (10 TD) (10 games)

Most points, game

- 18 Fred Biletnikoff, vs. KC, Dec. 22, 1968
- Dave Casper, at BalC., Dec. 24, 1977
- Napoleon McCallum, vs. Den., Jan. 9, 1994
- George Blanda, vs. HouO., Dec. 31, 1967
- 15 George Blanda, vs. Pit., Dec. 22, 1973



RB Napoleon McCallum

Most touchdowns, career

- 10 Fred Biletnikoff (16 games)
- Marcus Allen (10 games)
- 7 Dave Casper (7 games)

Most touchdowns, game

- 3 Fred Biletnikoff, vs. KC, Dec. 22, 1968
- Dave Casper, at BalC., Dec. 24, 1977
- Napoleon McCallum, vs. Den., Jan. 9, 1994
- 2 14 times

Most field goals attempted, career

- 33 George Blanda (15 games)
- 19 Chris Bahr (11 games)
- 16 Sebastian Janikowski (7 games)

Most field goals attempted, game

- 6 George Blanda, vs. HouO., Dec. 31, 1967
- 5 George Blanda, vs. Pit., Dec. 22, 1973
- 4 George Blanda, at NYJ, Dec. 29, 1968
- Sebastian Janikowski, vs. NYJ, Jan. 12, 2003

Most field goals, career

- 19 George Blanda (15 games)
- 15 Chris Bahr (11 games)
- 14 Sebastian Janikowski (7 games)

Most field goals, game

- 4 George Blanda, vs. HouO., Dec. 31, 1967
- George Blanda, vs. Pit., Dec. 22, 1973
- 3 George Blanda, at NYJ, Dec. 29, 1968
- Chris Bahr, vs. Sea., Jan. 8, 1984
- Sebastian Janikowski, vs. NYJ, Jan. 12, 2002
- Sebastian Janikowski, vs. NYJ, Jan. 12, 2003

Longest field goal

- 49 Jeff Jaeger, vs. Cin., Jan. 13, 1991
- 48 George Blanda, at BalC., Jan. 3, 1971
- 47 Chris Bahr, vs. HouO., Dec. 28, 1980

Most (1-point) points after touchdown, career

- 42 George Blanda (15 games)
- 33 Chris Bahr (11 games)
- 15 Sebastian Janikowski (7 games)

Most (1-point) points after touchdown, game

- 8 George Blanda, vs. HouO., Dec. 21, 1969
- 6 Jeff Jaeger, vs. Den., Jan. 9, 1994
- 5 George Blanda, vs. KC, Dec. 22, 1968
- Chris Bahr, vs. Pit., Jan. 1, 1984
- Chris Bahr, vs. Was., Jan. 22, 1984
- Sebastian Janikowski, vs. Ten., Jan. 19, 2003

KICKOFF RETURNS

Most kickoff returns, career

- 16 Clarence Davis (7 games)
- Carl Garrett (5 games)
- Marcus Knight (3 games)
- 14 George Atkinson (9 games)

Most kickoff returns, game

- 8 Marcus Knight, vs. TB, Jan. 26, 2003
- 6 Jamie Holland, at Buf., Jan. 20, 1991
- 5 Carl Garrett, at BalC., Dec. 24, 1977
- Marcus Knight, vs. Ten., Jan. 19, 2003

Most kickoff return yards, career

- 481 Carl Garrett (5 games)
- 347 Marcus Knight (3 games)
- 343 Clarence Davis (7 games)

Most kickoff return yards, game

- 169 Carl Garrett, at Bal., Dec. 24, 1977
- 143 Marcus Knight, vs. Ten., Jan. 19, 2003
- Marcus Knight, vs. TB, Jan. 26, 2003
- 119 Carl Garrett, vs. NE, Dec. 18, 1976

Highest average, career (10 returns)

- 30.1 Carl Garrett (5 games)
- 27.9 George Atkinson (9 games)
- 21.7 Marcus Knight (3 games)

Highest average, game (3 returns)

- 37.0 Carl Garrett, at Den., Jan. 1, 1978
- 33.8 Carl Garrett, at Bal., Dec. 24, 1977
- 31.7 George Atkinson, vs. KC, Jan. 4, 1970

INDIVIDUAL PLAYOFF RECORDS

Longest kickoff return

| | |
|----|--|
| 44 | Marcus Knight, vs. Ten., Jan. 19, 2003 |
| 29 | Marcus Knight, vs. TB, Jan. 26, 2003 |
| 28 | David Dunn, vs. Mia., Jan. 6, 2001 |
| | David Dunn, vs. Bal., Jan. 14, 2001 |
| | Marcus Knight, vs. NYJ, Jan. 12, 2003 |

PUNTING

Most punts, game

| | |
|---|-------------------------------------|
| 9 | Ray Guy, vs. HouO., Dec. 28, 1980 |
| | Ray Guy, at Cle., Jan. 4, 1981 |
| | Shane Lechler, at NE, Jan. 19, 2002 |
| 8 | Ray Guy, at Pit., Jan. 4, 1976 |
| | Ray Guy, at BalC., Dec. 24, 1977 |
| | Ray Guy, at Sea., Dec. 22, 1984 |

Highest gross punting average, game (4 punts)

| | |
|------|-------------------------------------|
| 56.0 | Ray Guy, at SD, Jan. 11, 1981 |
| 51.1 | Ray Guy, vs. HouO., Dec. 28, 1980 |
| 48.5 | Mike Eischeid, vs. KC, Jan. 4, 1970 |

Longest punt

| | |
|----|--|
| 71 | Ray Guy, at SD, Jan. 11, 1981 |
| 66 | Ray Guy, vs. HouO., Dec. 28, 1980 |
| 64 | Shane Lechler, vs. Bal., Jan. 14, 2001 |

PUNT RETURNS

Most punt returns, career

| | |
|----|---------------------------|
| 18 | Neal Colzie (5 games) |
| 13 | George Atkinson (9 games) |
| | Greg Pruitt (6 games) |

Most punt returns, game

| | |
|---|---------------------------------------|
| 5 | Rodger Bird, vs. HouO., Dec. 31, 1967 |
| | Neal Colzie, at BalC., Dec. 24, 1977 |
| | Greg Pruitt, vs. Cle., Jan. 8, 1983 |
| | Greg Pruitt, vs. Pit., Jan. 1, 1984 |
| 4 | Neal Colzie, vs. Cin., Dec. 28, 1975 |
| | Neal Colzie, vs. Min., Jan. 9, 1977 |
| | Keith Moody, vs. HouO., Dec. 28, 1980 |
| | Fulton Walker, vs. NE, Jan. 5, 1986 |

Most punt return yards, career

| | |
|-----|-----------------------|
| 221 | Neal Colzie (5 games) |
| 101 | Greg Pruitt (6 games) |
| 96 | Rodger Bird (4 games) |

Most punt return yards, game

| | |
|----|---------------------------------------|
| 64 | Neal Colzie, vs. Cin., Dec. 28, 1975 |
| 53 | Neal Colzie, vs. NE, Dec. 18, 1976 |
| 49 | Rodger Bird, vs. HouO., Dec. 31, 1967 |
| 47 | Greg Pruitt, vs. Pit., Jan. 1, 1984 |
| 45 | Greg Pruitt, vs. Cle., Jan. 8, 1983 |

Highest punt return average, career (9 returns)

| | |
|------|-----------------------|
| 12.3 | Neal Colzie (5 games) |
| 8.3 | Tim Brown (12 games) |
| 8.0 | Rodger Bird (4 games) |

Highest punt return average, game (3 returns)

| | |
|------|--------------------------------------|
| 17.7 | Neal Colzie, vs. NE, Dec. 18, 1976 |
| 16.0 | Neal Colzie, vs. Cin., Dec. 28, 1975 |
| 13.3 | Tim Brown, vs. Cin., Jan. 13, 1991 |

Longest punt return

| | |
|----|--|
| 25 | Neal Colzie, vs. Min., Jan. 9, 1977 |
| 24 | Darrien Gordon, vs. Mia., Jan. 6, 2001 |
| 17 | Darrien Gordon, vs. TB, Jan. 26, 2003 |

MISCELLANEOUS

Most sacks, career (since 1982)

| | |
|-----|-------------------------|
| 7.5 | Greg Townsend (7 games) |
| 5.5 | Lyle Alzado (3 games) |
| 4.0 | Howie Long (7 games) |
| | Rod Martin (4 games) |

Most sacks, game (since 1982)

| | |
|-----|---|
| 3.0 | Greg Townsend, vs. Cin., Jan. 13, 1991 |
| 2.5 | Lyle Alzado, vs. Pit., Jan. 1, 1984 |
| 2.0 | Rod Martin, vs. Cle., Jan. 8, 1983 |
| | Johnny Robinson, vs. Cle., Jan. 8, 1983 |
| | Greg Townsend, vs. Sea., Jan. 8, 1984 |
| | Lyle Alzado, at Sea., Dec. 24, 1984 |
| | Sean Jones, vs. NE, Jan. 5, 1986 |
| | Scott Davis, at KC, Dec. 28, 1991 |



DE Howie Long

TEAM PLAYOFF RECORDS

NET YARDS GAINED

Most yards gained, game

| | |
|-----|---|
| 526 | vs. Cleveland, Jan. 8, 1983 (140 ru., 386 pa.) |
| 512 | at Baltimore, Dec. 24, 1977 (167 ru., 345 pa.) |
| 509 | vs. New York Jets, Jan. 12, 2002 (215 ru., 294 pa.) |
| 465 | vs. Kansas City, Dec. 22, 1968 (118 ru., 347 pa.) |
| 451 | at New York Jets, Dec. 29, 1968 (50 ru., 401 pa.) |

Fewest yards gained, game

| | |
|-----|---|
| 211 | vs. Baltimore, Jan. 14, 2001 (24 ru., 187 pa.) |
| 225 | at Cleveland, Jan. 4, 1981 (76 ru., 149 pa.) |
| 236 | at Miami, Dec. 30, 1973 (107 ru., 129 pa.) |
| | at New England, Jan. 19, 2002 (77 ru., 159 pa.) |

RUSHING

Most yards gained rushing, game

| | |
|-----|---|
| 266 | vs. Minnesota, Jan. 9, 1977 (52 att.) |
| 263 | vs. Houston Oilers, Dec. 31, 1967 (48 att.) |
| 235 | vs. Cincinnati, Jan. 13, 1991 (32 att.) |

Fewest yards gained rushing, game

| | |
|----|---|
| 19 | vs. Tampa Bay, Jan. 26, 2003 (11 att.) |
| 24 | vs. Baltimore, Jan. 14, 2001 (17 att.) |
| 29 | vs. Pittsburgh, Dec. 29, 1974 (21 att.) |

Most rushing attempts, game

| | |
|----|--|
| 55 | vs. Pittsburgh, Dec. 22, 1973 (232 yds.) |
| 52 | vs. Minnesota, Jan. 9, 1977 (266 yds.) |
| 51 | vs. Cincinnati, Dec. 28, 1975 (173 yds.) |
| | vs. Pittsburgh, Dec. 26, 1976 (157 yds.) |

Fewest rushing attempts, game

| | |
|----|---|
| 11 | vs. Tampa Bay, Jan. 26, 2003 (19 yds.) |
| 17 | vs. Baltimore, Jan. 14, 2001 (24 yds.) |
| | vs. Tennessee, Jan. 19, 2003 (89 yds.) |
| 19 | at New York Jets, Dec. 29, 1968 (50 yds.) |

PASSING

Most passes attempted, game

| | |
|----|--|
| 47 | at New York Jets, Dec. 29, 1968 (20 comp.) |
| 45 | vs. Kansas City, Jan. 4, 1970 (17 comp.) |
| 44 | vs. Tampa Bay, Jan. 26, 2003 (24 comp.) |

Fewest passes attempted, game

| | |
|----|--|
| 16 | vs. Miami, Dec. 27, 1970 (8 comp.) |
| | vs. Pittsburgh, Dec. 26, 1976 (10 comp.) |
| 17 | vs. Pittsburgh, Dec. 22, 1973 (14 comp.) |

Most passes completed, game

| | |
|----|--|
| 29 | vs. Tennessee, Jan. 19, 2003 (41 att.) |
| 24 | vs. Cleveland, Jan. 8, 1983 (37 att.) |
| | vs. Tampa Bay, Jan. 26, 2003 (44 att.) |

Fewest passes completed, game

| | |
|----|---|
| 8 | vs. Miami, Dec. 27, 1970 (16 att.) |
| | vs. Houston Oilers, Dec. 28, 1980 (23 att.) |
| 10 | vs. Houston Oilers, Dec. 31, 1967 (26 att.) |
| | vs. Pittsburgh, Dec. 26, 1976 (16 att.) |

Most net yards gained, passing, game

| | |
|-----|---------------------------------|
| 393 | at New York Jets, Dec. 29, 1968 |
| 370 | vs. Cleveland, Jan. 8, 1983 |
| 336 | vs. Kansas City, Dec. 22, 1968 |

Fewest net yards gained, passing, game

| | |
|-----|-----------------------------------|
| 63 | vs. Pittsburgh, Dec. 26, 1976 |
| 78 | at Pittsburgh, Dec. 23, 1972 |
| 101 | vs. Houston Oilers, Dec. 31, 1967 |

Most touchdowns passing, game

| | |
|---|-----------------------------------|
| 6 | vs. Houston Oilers, Dec. 21, 1969 |
| 5 | vs. Kansas City, Dec. 22, 1968 |
| 4 | vs. Miami, Dec. 21, 1974 |

Most passes had intercepted, game

| | |
|---|-------------------------------|
| 6 | at Buffalo, Jan. 20, 1991 |
| 5 | vs. Tampa Bay, Jan. 26, 2003 |
| 4 | vs. Kansas City, Jan. 4, 1970 |
| | at Kansas City, Dec. 28, 1991 |
| | vs. Baltimore, Jan. 14, 2001 |

SCORING

Most points, game

| | |
|----|--|
| 56 | vs. Houston Oilers, Dec. 21, 1969 (56-7) |
| 42 | vs. Denver, Jan. 9, 1994 (42-24) |
| 41 | vs. Kansas City, Dec. 22, 1968 (41-6) |
| | vs. Tennessee, Jan. 19, 2003 (41-24) |

Fewest points, game

| | |
|---|--------------------------------------|
| 3 | at Buffalo, Jan. 20, 1991 (51-3) |
| | vs. Baltimore, Jan. 14, 2001 (16-3) |
| 6 | at Kansas City, Dec. 28, 1991 (10-6) |

Largest margin of victory

| | |
|----|--|
| 49 | vs. Houston Oilers, Dec. 21, 1969 (56-7) |
| 35 | vs. Kansas City, Dec. 22, 1968 (41-6) |
| 33 | vs. Houston Oilers, Dec. 31, 1967 (40-7) |

Most overall touchdowns, game

| | |
|---|-----------------------------------|
| 8 | vs. Houston Oilers, Dec. 21, 1969 |
| 6 | vs. Denver, Jan. 9, 1994 |
| 5 | vs. Kansas City, Dec. 22, 1968 |
| | at Baltimore Colts, Dec. 24, 1977 |
| | vs. Pittsburgh, Jan. 1, 1984 |
| | vs. Washington, Jan. 22, 1984 |
| | vs. Tennessee, Jan. 19, 2003 |

Most field goals, game

| | |
|---|-----------------------------------|
| 4 | vs. Houston Oilers, Dec. 31, 1967 |
| | vs. Pittsburgh, Dec. 22, 1973 |
| 3 | at New York Jets, Dec. 29, 1968 |
| | vs. Seattle, Jan. 8, 1984 |
| | vs. New York Jets, Jan. 12, 2002 |
| | vs. New York Jets, Jan. 12, 2003 |

Most (one-point) points after touchdown

| | |
|---|-----------------------------------|
| 8 | vs. Houston Oilers, Dec. 21, 1969 |
| 6 | vs. Denver, Jan. 9, 1994 |
| 5 | vs. Kansas City, Dec. 22, 1968 |
| | vs. Pittsburgh, Jan. 1, 1984 |
| | vs. Washington, Jan. 22, 1984 |
| | vs. Tennessee, Jan. 19, 2003 |

PUNTING

Most punts, game

| | |
|---|-----------------------------------|
| 9 | vs. Houston Oilers, Dec. 28, 1980 |
| | at Cleveland, Jan. 4, 1981 |
| | at New England, Jan. 19, 2002 |
| 8 | at Pittsburgh, Jan. 4, 1976 |
| | at Baltimore Colts, Dec. 24, 1977 |
| | at Seattle, Dec. 22, 1984 |

Fewest punts, game

| | |
|---|----------------------------------|
| 1 | vs. Cincinnati, Dec. 28, 1975 |
| | at Kansas City, Dec. 28, 1991 |
| 2 | vs. Pittsburgh, Dec. 22, 1973 |
| | at Miami, Dec. 30, 1973 |
| | vs. Seattle, Jan. 8, 1984 |
| | vs. New England, Jan. 5, 1986 |
| | vs. Cincinnati, Jan. 13, 1991 |
| | vs. New York Jets, Jan. 12, 2002 |

Highest gross average, game (4 punts)

| | |
|------|-----------------------------------|
| 56.0 | at San Diego, Jan. 11, 1981 |
| 51.1 | vs. Houston Oilers, Dec. 28, 1980 |
| 48.5 | vs. Kansas City, Jan. 4, 1970 |

PUNT RETURNS

Most punt returns, game

| | |
|---|-----------------------------------|
| 6 | vs. Houston Oilers, Dec. 31, 1967 |
| | at Baltimore Colts, Dec. 24, 1977 |
| | vs. Houston Oilers, Dec. 28, 1980 |
| | vs. Pittsburgh, Jan. 1, 1984 |
| 5 | vs. Cleveland, Jan. 8, 1983 |

Most yards, punt returns, game

| | |
|----|--------------------------------|
| 64 | vs. Cincinnati, Dec. 28, 1975 |
| 53 | vs. New England, Dec. 18, 1976 |
| 52 | vs. Pittsburgh, Jan. 1, 1984 |

TEAM PLAYOFF RECORDS

KICKOFF RETURNS

Most kickoff returns, game

| | |
|---|------------------------------|
| 9 | at Buffalo, Jan. 20, 1991 |
| | vs. Tampa Bay, Jan. 26, 2003 |
| 7 | vs. Green Bay, Jan. 14, 1968 |

Most yards, kickoff returns, game

| | |
|-----|-----------------------------------|
| 186 | at Baltimore Colts, Dec. 24, 1977 |
| 149 | vs. Tampa Bay, Jan. 26, 2003 |
| 143 | vs. Tennessee, Jan. 19, 2003 |

PENALTIES

Most penalties, game

| | |
|----|-----------------------------------|
| 17 | vs. Denver, Jan. 9, 1994 |
| 14 | vs. Houston Oilers, Dec. 28, 1980 |
| | vs. Tennessee, Jan. 19, 2003 |
| 11 | vs. New England, Dec. 18, 1976 |

Fewest penalties, game

| | |
|---|----------------------------------|
| 0 | vs. Cincinnati, Jan. 13, 1991 |
| 1 | vs. Kansas City, Dec. 22, 1968 |
| 2 | at New York Jets, Dec. 29, 1968 |
| | at Baltimore Colts, Jan. 3, 1971 |
| | at Pittsburgh, Dec. 23, 1972 |
| | at Denver, Jan. 1, 1978 |
| | vs. Pittsburgh, Jan. 1, 1984 |

DEFENSIVE RECORDS

TOTAL YARDS ALLOWED

Fewest net yards allowed, game

| | |
|-----|-----------------------------------|
| 180 | vs. Houston Oilers, Dec. 31, 1967 |
| 211 | vs. Seattle, Jan. 8, 1984 |
| 215 | vs. Kansas City, Jan. 4, 1970 |
| 217 | vs. Miami, Jan. 6, 2001 |

Most net yards allowed, game

| | |
|-----|----------------------------------|
| 502 | at Buffalo, Jan. 20, 1990 |
| 447 | at San Diego, Jan. 11, 1981 |
| 413 | vs. New York Jets, Jan. 12, 2002 |
| 412 | vs. New York Jets, Jan. 15, 1983 |

RUSHING

Fewest yards allowed, rushing, game

| | |
|----|-----------------------------------|
| 28 | vs. Houston Oilers, Dec. 21, 1969 |
| 38 | vs. Houston Oilers, Dec. 31, 1967 |
| 41 | vs. Miami, Jan. 6, 2001 |
| 56 | vs. Cleveland, Jan. 8, 1983 |
| | vs. Denver, Jan. 9, 1994 |

Most yards allowed, rushing, game

| | |
|-----|-------------------------------|
| 266 | at Miami, Dec. 30, 1973 |
| 213 | vs. Miami, Dec. 21, 1974 |
| 210 | vs. Pittsburgh, Dec. 29, 1974 |
| 205 | at Seattle, Dec. 22, 1984 |
| 202 | at Buffalo, Jan. 20, 1991 |

PASSING

Fewest opponent passes attempted, game

| | |
|----|-------------------------------|
| 6 | at Miami, Dec. 30, 1973 |
| 10 | at Seattle, Dec. 22, 1984 |
| 14 | vs. Miami, Dec. 21, 1974 |
| | at Kansas City, Dec. 28, 1991 |
| 15 | vs. New England, Jan. 5, 1986 |
| | vs. Cincinnati, Jan. 13, 1991 |

Most opponent passes attempted, game

| | |
|----|-----------------------------------|
| 54 | vs. Denver, Jan. 9, 1994 |
| 52 | at New England, Jan. 19, 2002 |
| 49 | at New York Jets, Dec. 29, 1968 |
| 47 | vs. New York Jets, Jan. 12, 2003 |
| 46 | vs. Houston Oilers, Dec. 21, 1969 |
| | at San Diego, Jan. 11, 1981 |

Fewest opponent passes completed, game

| | |
|---|-------------------------------|
| 3 | at Miami, Dec. 30, 1973 |
| 4 | at Seattle, Dec. 22, 1984 |
| 7 | vs. Kansas City, Jan. 4, 1970 |
| | vs. Miami, Dec. 21, 1974 |
| 8 | Three times |

Most opponent passes completed, game

| | |
|----|----------------------------------|
| 32 | vs. Denver, Jan. 9, 1994 |
| | at New England, Jan. 19, 2002 |
| 27 | at Buffalo, Jan. 15, 1994 |
| 26 | vs. New York Jets, Jan. 12, 2002 |
| 24 | vs. Minnesota, Jan. 9, 1977 |

Fewest opponent net yards, passing, game

| | |
|----|-------------------------------|
| 26 | at Miami, Dec. 30, 1973 |
| 46 | at Seattle, Dec. 22, 1984 |
| 58 | vs. Cincinnati, Jan. 13, 1991 |
| 73 | at Kansas City, Dec. 28, 1991 |
| 81 | vs. Miami, Dec. 21, 1974 |

Most opponent net yards, passing, game

| | |
|-----|---------------------------------|
| 351 | at San Diego, Jan. 11, 1981 |
| 331 | vs. Denver, Jan. 9, 1994 |
| 300 | at Buffalo, Jan. 20, 1991 |
| 297 | at New England, Jan. 19, 2002 |
| 291 | vs. Philadelphia, Jan. 25, 1981 |

Most opponent touchdown passes, game

| | |
|---|----------------------------------|
| 3 | at New York Jets, Dec. 29, 1968 |
| | vs. Denver, Jan. 9, 1994 |
| | vs. New York Jets, Jan. 12, 2002 |
| 2 | 10 times |

Most opponent passes intercepted

| | |
|---|--------------------------------|
| 5 | vs. Seattle, Jan. 8, 1984 |
| 4 | vs. Kansas City, Dec. 22, 1968 |
| 3 | 6 times |

SCORING

Most points allowed, game

| | |
|----|-----------------------------------|
| 51 | at Buffalo, Jan. 20, 1991 |
| 48 | vs. Tampa Bay, Jan. 26, 2003 |
| 33 | vs. Green Bay, Jan. 14, 1968 |
| 31 | at Baltimore Colts, Dec. 24, 1977 |

Fewest points allowed, game

| | |
|---|-----------------------------------|
| 0 | vs. Miami, Jan. 6, 2001 |
| 6 | vs. Kansas City, Dec. 22, 1968 |
| 7 | vs. Houston Oilers, Dec. 31, 1967 |
| | vs. Houston Oilers, Dec. 21, 1969 |
| | vs. Pittsburgh, Dec. 26, 1976 |
| | vs. Houston Oilers, Dec. 28, 1980 |

Most opponent touchdowns scored, game

| | |
|---|-----------------------------------|
| 7 | at Buffalo, Jan. 20, 1991 |
| 6 | vs. Tampa Bay, Jan. 26, 2003 |
| 4 | vs. Cincinnati, Dec. 28, 1975 |
| | at Baltimore Colts, Dec. 24, 1977 |
| | at Buffalo, Jan. 15, 1994 |

Most opponent field goals scored, game

| | |
|---|-------------------------------|
| 4 | vs. Green Bay, Jan. 14, 1968 |
| 3 | vs. Baltimore, Jan. 14, 2001 |
| | at New England, Jan. 19, 2002 |
| 2 | 11 times |

Most opponent (one-point) points after TD, game

| | |
|---|-----------------------------------|
| 6 | at Buffalo, Jan. 20, 1991 |
| | vs. Tampa Bay, Jan. 26, 2003 |
| 4 | vs. Cincinnati, Dec. 28, 1975 |
| | at Baltimore Colts, Dec. 24, 1977 |
| 3 | 11 times |

PUNTING

Most opponent punts, game

| | |
|----|-----------------------------------|
| 13 | at Baltimore Colts, Dec. 24, 1977 |
| 11 | vs. Houston Oilers, Dec. 31, 1967 |
| | vs. Houston Oilers, Dec. 21, 1969 |
| 10 | at New York Jets, Dec. 29, 1968 |
| 9 | vs. Houston Oilers, Dec. 28, 1980 |

Fewest opponent punts, game

| | |
|---|----------------------------------|
| 1 | at Miami, Dec. 30, 1973 |
| | vs. New York Jets, Jan. 12, 2002 |
| 2 | at San Diego, Jan. 11, 1981 |
| | vs. New York Jets, Jan. 15, 1983 |
| | at Buffalo, Jan. 20, 1991 |
| | at Kansas City, Dec. 28, 1991 |
| | vs. New York Jets, Jan. 12, 2003 |

TEAM PLAYOFF RECORDS

Opponent highest gross average (4 punts), game

| | |
|------|--------------------------------|
| 51.6 | vs. Cincinnati, Jan. 13, 1991 |
| 48.5 | vs. Cleveland, Jan. 8, 1983 |
| 48.2 | at Pittsburgh, Dec. 23, 1972 |
| 47.0 | vs. Kansas City, Dec. 22, 1968 |

PUNT RETURNS

Most opponent punt returns, game

| | |
|---|--|
| 7 | vs. Houston Oilers, Dec. 28, 1980 at Cleveland, Jan. 4, 1981 |
| 5 | vs. Green Bay, Jan. 14, 1968 at Seattle, Dec. 22, 1984 at New England, Jan. 19, 2002 |

Most yards, opponent punt returns, game

| | |
|----|-----------------------------------|
| 84 | vs. Houston Oilers, Dec. 28, 1980 |
| 81 | at Cleveland, Jan. 4, 1981 |
| 76 | vs. Miami, Jan. 6, 2001 |
| 58 | vs. Baltimore, Jan. 14, 2001 |
| 52 | at Seattle, Dec. 22, 1984 |

KICKOFF RETURNS

Most opponent kickoff returns, game

| | |
|---|--|
| 9 | vs. Houston Oilers, Dec. 31, 1967 |
| 8 | vs. Kansas City, Dec. 22, 1968 vs. New York Jets, Jan. 12, 2002 |
| 7 | 6 times |

Most yards, opponent kickoff returns, game

| | |
|-----|-----------------------------------|
| 215 | vs. Houston Oilers, Dec. 31, 1967 |
| 210 | vs. New York Jets, Jan. 12, 2002 |
| 193 | at Baltimore Colts, Dec. 24, 1977 |
| 183 | vs. Miami, Dec. 21, 1974 |
| 156 | vs. Pittsburgh, Dec. 22, 1973 |

SACKS

Most sacks, game (since 1967)

| | |
|---|--|
| 7 | vs. Houston Oilers, Dec. 28, 1980 |
| 6 | vs. Houston Oilers, Dec. 21, 1969 at Baltimore Colts, Dec. 24, 1977 vs. Cleveland, Jan. 8, 1983 vs. Washington, Jan. 22, 1984 |
| 5 | vs. Cincinnati, Dec. 28, 1975 vs. Pittsburgh, Jan. 1, 1984 |

PENALTIES

Most opponent penalties, game

| | |
|----|--|
| 10 | vs. New England, Dec. 18, 1976 vs. Denver, Jan. 9, 1994 vs. Baltimore, Jan. 14, 2001 |
| 8 | at Baltimore Colts, Dec. 24, 1977 at Denver, Jan. 1, 1978 vs. Houston Oilers, Dec. 28, 1980 vs. Miami, Jan. 6, 2001 |

Fewest opponent Penalties, game

| | |
|---|--|
| 0 | vs. Miami, Dec. 27, 1970 vs. New York Jets, Jan. 12, 2002 |
| 1 | vs. Green Bay, Jan. 14, 1968 at Pittsburgh, Dec. 23, 1972 vs. Cincinnati, Jan. 13, 1991 at New England, Jan. 19, 2002 |
| 2 | 5 times |



1990 AFC Divisional Playoff

ALL-TIME RAIDERS

| No. | PLAYER | SCHOOL | POS | YEARS | | | | |
|--------------|----------------------|--------------------|-----|---------|-------|--------------------|---------------------|----------------|
| — A — | | | | | 50 | BENSON, Duane | Hamline | LB 1967-71 |
| 60,97 | ACKERMAN, Rick | Memphis State | DT | 1984-87 | 54 | BENSON, Tom | Oklahoma | LB 1989-92 |
| 28 | ADAMS, Phillip | South Carolina St. | DB | 2012-13 | 70 | BERGSTROM, Tony | Utah | G-T 2012-15 |
| 95 | ADAMS, Sam | Texas A&M | DT | 2002 | 40 | BERNS, Rick | Nebraska | RB 1982-83 |
| 59 | ADAMS, Stanley | Memphis State | LB | 1984 | 38 | BESS, Rufus | South Carolina St. | DB 1979 |
| 44 | ADAMS, Stefon | East Carolina | DB | 1986-89 | 47 | BESSILLIEU, Don | Georgia Tech | DB 1983, 1985 |
| 88 | ADKISSON, James | South Carolina | TE | 2005-06 | 7 | BEUERLEIN, Steve | Notre Dame | QB 1988-90 |
| 3 | AGAJANIAN, Ben | New Mexico | K | 1962 | 54 | BIEKERT, Greg | Colorado | LB 1993-01 |
| 83 | AIKENS, Carl | Northern Illinois | WR | 1987 | 14,25 | BILETNIKOFF, Fred | Florida State | WR 1965-78 |
| 58 | ALEXANDER, Elijah | Kansas State | LB | 2000-01 | 96 | BILUKIDI, Christo | Georgia State | DT 2012-13 |
| 56 | ALEXANDER, Lorenzo | California | LB | 2015 | 21 | BIRD, Rodger | Kentucky | DB 1966-68 |
| 89 | ALEXANDER, Mike | Penn State | WR | 1989 | 53 | BIRDWELL, Dan | Houston | DT 1962-69 |
| 94 | ALFORD, Jay | Penn State | DT | 2010 | 66 | BISHOP, Sonny | Fresno State | G 1963 |
| 80 | ALLEN, Dalva | Houston | DE | 1962-64 | 67 | BLACK, Barry | Boise State | G 1987 |
| 21 | ALLEN, Eric | Arizona State | DB | 1998-01 | 56 | BLACKSTOCK, Darryl | Virginia | LB 2011 |
| 20 | ALLEN, Jackie | Baylor | DB | 1969 | 16 | BLANDA, George | Kentucky | QB-K 1967-75 |
| 32 | ALLEN, Marcus | USC | RB | 1982-92 | 57 | BLANKENSHIP, Greg | Cal State-Hayward | LB 1976 |
| 20 | ALLEN, Nate | South Florida | DB | 2015 | 7 | BOLLER, Kyle | California | QB 2010-11 |
| 94,55 | ALSTON, Jon | Stanford | LB | 2007-09 | 54 | BONNESS, Rik | Nebraska | LB 1976 |
| 77 | ALZADO, Lyle | Yankton | DE | 1982-85 | 67 | BOOTHE, Kevin | Cornell | G 2006, 14 |
| 29 | AMERSON, David | North Carolina St. | DB | 2015 | 87 | BOSS, Kevin | Western Oregon | TE 2011 |
| 92 | AMEY, Vince | Arizona State | DT | 1998 | 35 | BOWIE, John | Cincinnati | DB 2007-09 |
| 83 | ANDERSON, Courtney | San Jose State | TE | 2004-06 | 76 | BOYD, Greg | San Diego State | DT 1984 |
| 33 | ANDERSON, Eddie | Fort Valley State | DB | 1987-97 | 30 | BOYD, Jerome | Oregon | DB 2009, 11 |
| 23 | ANDERSON, Marques | UCLA | DB | 2004 | 84 | BOYDSTON, Max | Oklahoma | TE 1962 |
| 2 | ARAGUZ, Leo | Stephen F. Austin | P | 1996-99 | 27 | BOYNTON, George | East Texas State | DB 1962 |
| 78 | ARCHER, Dan | Oregon | T | 1967 | 40 | BRABHAM, Cary | SMU | DB 1994 |
| 66 | ARMSTRONG, Ramon | TCU | T | 1960 | 54 | BRACELIN, Greg | California | LB 1981 |
| 57 | ARMSTRONG, Ray-Ray | Miami (Fla.) | LB | 2014-15 | 81 | BRADSHAW, Morris | Ohio State | WR 1974-81 |
| 93 | ARMSTRONG, Trace | Florida | DE | 2001-03 | 27 | BRANCH, Calvin | Colorado State | WR 1997-00, 05 |
| 43 | ASAD, Doug | Northwestern | TE | 1960-61 | 21 | BRANCH, Cliff | Colorado | WR 1972-85 |
| 82 | ASANTE, Larry | Nebraska | DB | 2014-15 | 33 | BRANCH, Tyvon | Connecticut | DB 2008-14 |
| 73,77 | ASHMORE, Darryl | Northwestern | G-T | 1998-01 | 82 | BRANTON, Gene | Texas Southern | TE 1987 |
| 35 | ASKA, Joe | Central Oklahoma | RB | 1995-97 | 47 | BRAVO, Alex | Cal Poly, SLO | DB 1960-61 |
| 21 | ASOMUGHA, Nnamdi | California | DB | 2003-10 | 91 | BRAYTON, Tyler | Colorado | DE 2003-07 |
| 59 | ATKINS, Larry | UCLA | LB | 2003 | 5 | BREECH, Jim | California | K 1978-79 |
| 39 | ATKINS, Pervis | New Mexico St. | WR | 1965-66 | 73 | BREWINGTON, Jim | N. Carolina College | T 1961 |
| 43 | ATKINSON, George | Morris Brown | DB | 1968-77 | 87 | BRIGHAM, Jeremy | Washington | TE 1998-02 |
| 34 | ATKINSON III, George | Notre Dame | RB | 2014 | 65 | BRISIEL, Mike | Colorado State | G 2012-13 |
| 86 | AUSBERRY, David | USC | TE | 2011-14 | 95 | BRODINE, Mason | Nebraska-Kearney | DE 2011 |
| 96 | AUTRY, Denico | Mississippi State | DE | 2014-15 | 95 | BROMELL, Lorenzo | Clemson | DE 2003 |
| — B — | | | | | 2 | BROOKS, Aaron | Virginia | QB 2006 |
| 70 | BADGER, Brad | Stanford | G-T | 2002-06 | 55 | BROOKS, Bobby | Fresno State | LB 1999-01 |
| 10 | BAHR, Chris | Penn State | K | 1980-88 | 33 | BROOKS, Bucky | North Carolina | DB 1998 |
| 27 | BAKER, Rashad | Tennessee | DB | 2007-08 | 97 | BROUGHTON, Willie | Miami (Fla.) | DT 1992-93 |
| 99 | BALDWIN, Keith | Texas A&M | DE | 1988 | 76 | BROWN, Bob | Nebraska | T 1971-73 |
| 42 | BALL, Eric | UCLA | RB | 1995 | 76 | BROWN, Charles | Houston | T 1962 |
| 93 | BALL, Jerry | SMU | DT | 1994-96 | 86 | BROWN, Derek | Notre Dame | TE 1998 |
| 58 | BALL, Neiron | Florida | LB | 2015 | 74 | BROWN, Doug | Fresno State | DT 1964 |
| 40 | BANASZAK, Pete | Miami (Fla.) | RB | 1966-78 | 24 | BROWN, Larry | TCU | DB 1996-97 |
| 38 | BANKS, Estes | Colorado | RB | 1967 | 57 | BROWN, Ricky | Boston College | LB 2006-11 |
| 46 | BANKSTON, Warren | Tulane | TE | 1973-78 | 64,96 | BROWN, Ron | USC | DE 1987-88 |
| 53 | BANSVAGE, Al | USC | LB | 1961 | 24 | BROWN, Ron | Arizona State | DB-KR 1990 |
| 77 | BARBEE, Joe | Kent State | T | 1960 | 27 | BROWN, Stevie | Michigan | DB 2010 |
| 72 | BARKSDALE, Joe | LSU | T | 2011 | 23 | BROWN, Tarell | Texas | DB 2014 |
| 88 | BARKSDALE, Rod | Arizona | WR | 1986 | 81 | BROWN, Tim | Notre Dame | WR 1988-03 |
| 56 | BARNES, Jeff | California | LB | 1977-87 | 19 | BROWN, Vincent | San Diego State | WR 2014 |
| 69 | BARNES, Khalif | Washington | T-G | 2009-15 | 24 | BROWN, Willie | Grambling | DB 1967-78 |
| 52 | BARNES, Larry | Colorado State | LB | 1960 | 47 | BROWNE, Jim | Boston College | RB 1987 |
| 51 | BARNES, Rodrigo | Rice | LB | 1976 | 51 | BROWNER, Keith | USC | LB 1987 |
| 80 | BARNWELL, Malcolm | Virginia Union | WR | 1981-84 | 73 | BROWNING, Dave | Washington | DE-DT 1978-82 |
| 82 | BARRETT, Jan | Fresno State | TE | 1963-64 | 56,99 | BRUCE, Aundray | Auburn | DE 1992-98 |
| 21 | BARTELL, Ron | Howard | DB | 2012 | 82 | BRUNSON, Larry | Colorado | WR 1978-79 |
| 87 | BARTLEWSKI, Rich | Fresno State | TE | 1990 | 90 | BRYANT, Desmond | Harvard | DT 2009-12 |
| 50 | BARTON, Eric | Maryland | LB | 1999-03 | 94 | BRYANT, Tony | Florida State | DE 1999-02 |
| 24,29 | BATES, Patrick | Texas A&M | DB | 1993-94 | 66 | BRYANT, Warren | Kentucky | T 1984 |
| 76 | BELCHER, Kevin | Wisconsin | T | 1985 | 34 | BUCHANAN, Ray | Louisville | DB 2004 |
| 59 | BELL, Anthony | Michigan State | LB | 1992 | 31 | BUCHANON, Phillip | Miami (Fla.) | DB 2002-04 |
| 28 | BELL, Greg | Notre Dame | RB | 1990 | 13 | BUCHANON, William | USC | WR 2006 |
| 68 | BELL, Joe | Norfolk State | DE | 1979 | 95 | BUCKZOWSKI, Bob | Pittsburgh | DE 1987 |
| 38 | BELL, Nick | Iowa | RB | 1991-93 | 48 | BUDNESS, Bill | Boston University | LB 1964-70 |
| 79 | BELWAY, Brian | Calgary | DE | 1987 | 64 | BUUEHLER, George | Stanford | G 1969-78 |
| 49 | BENDER, Wes | USC | RB | 1994 | 89 | BUIE, Drew | Catawba | WR 1969-71 |
| 32 | BENNETT, Michael | Wisconsin | RB | 2010 | 45 | BUNCH, Jarrad | Michigan | RB 1994 |
| | | | | | 86 | BURCH, Gerald | Georgia Tech | TE 1961 |

ALL-TIME RAIDERS

| | | | | | | | | | |
|--------------|----------------------|---------------------|-------|----------------|--------------|------------------------|---------------------|-------|-------------|
| 56 | BURGESS, Derrick | Mississippi | DE | 2005-08 | 84 | CRINER, Juron | Arizona | WR | 2012-13 |
| 95 | BURNETT, Kaelin | Nevada | LB | 2012-13 | 32 | CROCKETT, Zack | Florida State | RB | 1999-06 |
| 94 | BURNETT, Kevin | Tennessee | LB | 2013 | 22 | CROW, Wayne | California | RB-DB | 1960-61 |
| 56 | BURRIS, Miles | San Diego State | LB | 2012-14 | 23 | CRUDUP, Derrick | Oklahoma | DB | 1989-91 |
| 97 | BURTON, Ron | North Carolina | LB | 1990 | 8 | CULPEPPER, Daunte | UCF | QB | 2007 |
| 29 | BUSH, Michael | Louisville | RB | 2007-11 | 68 | CUNNINGHAM, Rick | Texas A & M | T | 1996-98 |
| 96 | BUTCHER, Paul | Wayne State | LB | 1996 | 51 | CURRY, Aaron | Wake Forest | LB | 2011-12 |
| 19, 12 | BUTLER, Brice | San Diego State | WR | 2013-14 | 1, 89 | CURRY, Ronald | North Carolina | WR | 2002-08 |
| 50, 54 | BYRD, Darryl | Illinois | LB | 1983-84, 87 | — D — | | | | |
| — C — | | | | | 50 | DALBY, Dave | UCLA | C-G | 1972-85 |
| 57 | CALDWELL, Tony | Washington | LB | 1983-85 | 3 | DALUISO, Brad | UCLA | K | 2001 |
| 21 | CALHOUN, Rick | Cal State-Fullerton | RB | 1987 | 36 | DANIELS, Clem | Prairie View | RB | 1961-67 |
| 16 | CAMARILLO, Rich | Washington | P | 1996 | 75 | DANIELS, David | Florida A&M | DT | 1966 |
| 74 | CAMPBELL, Bruce | Maryland | G | 2010-11 | 83 | DAVIDSON, Ben | Washington | DE | 1964-71 |
| 8 | CAMPBELL, Jason | Auburn | QB | 2010-11 | 19 | DAVIDSON, Cotton | Baylor | QB | 1962-69 |
| 77 | CAMPBELL, Joe | Maryland | DE | 1980-81 | 79 | DAVIS, Bruce | UCLA | T | 1979-87 |
| 67 | CAMPBELL, Stan | Iowa State | G | 1962 | 58 | DAVIS II, Bruce | UCLA | LB | 2010-11 |
| 27 | CANNAVINO, Joe | Ohio State | DB | 1960-61 | 28 | DAVIS, Clarence | USC | RB | 1971-78 |
| 33 | CANNON, Billy | Louisiana State | TE | 1964-69 | 7 | DAVIS, Greg | The Citadel | K | 1998 |
| 66 | CARLISLE, Cooper | Florida | G | 2007-12 | 45 | DAVIS, James | Southern | DB | 1982-87 |
| 20 | CARR, Chetti | NW Oklahoma | WR | 1987 | 34 | DAVIS, Jason | Illinois | RB | 2008 |
| 23 | CARR, Chris | Boise State | CB | 2005-07 | 36 | DAVIS, Mike | Colorado | DB | 1978-85 |
| 4 | CARR, Derek | Fresno State | QB | 2014-15 | 70 | DAVIS, Scott | Illinois | DE | 1988-91, 94 |
| 38 | CARRIE, TJ | Ohio | DB | 2014-15 | 48 | DAVISON, Jerone | Arizona State | RB | 1996-97 |
| 21 | CARRINGTON, Darren | Northern Arizona | DB | 1996 | 54 | DENNERY, Mike | Southern Miss. | LB | 1974-75 |
| 51 | CARROLL, Joe | Pittsburgh | LB | 1972-73 | 4 | DePOYSTER, Jerry | Wyoming | K | 1971-72 |
| 97 | CARTER, Andre | California | DE | 2012 | 79 | DESKINS, Don | Michigan | G | 1960 |
| 33 | CARTER, Louis | Maryland | RB | 1975 | 64 | DICKERSON, Andy | California Lutheran | G | 1987 |
| 20 | CARTER, Perry | Mississippi | DB | 1996-98 | 29 | DICKERSON, Eric | SMU | RB | 1992 |
| 29 | CARTER, Russell | SMU | DB | 1988-89 | 10 | DICKEY, Eldridge | Tennessee State | WR | 1968-71 |
| 25 | CARTWRIGHT, Rock | Kansas State | RB | 2010-11 | 23 | DICKINSON, Bo | Southern Miss. | RB | 1964 |
| 37 | CASEY, Chance | Baylor | DB | 2013-14 | 73 | DIEHL, John | Virginia | DT | 1965 |
| 88 | CASH, Kerry | Texas | TE | 1995 | 64 | DINAPOLI, Gennaro | Virginia Tech | G | 1998-99 |
| 87 | CASPER, Dave | Notre Dame | TE | 1974-80, 84 | 68 | DITTRICH, John | Wisconsin | G | 1960 |
| 85 | CAVALLI, Carmen | Richmond | DE | 1960 | 58 | DIXON, Ernest | South Carolina | LB | 1998 |
| 52 | CELOTTO, Mario | USC | LB | 1980-81 | 35 | DIXON, Hewitt | Florida A&M | RB | 1966-70 |
| 85 | CHANDLER, Bob | USC | WR | 1980-82 | 31 | DIXON, Rickey | Oklahoma | DB | 1993 |
| 51 | CHANEY, Jamar | Mississippi State | LB | 2014 | 46 | DORN, Torin | North Carolina | DB | 1990-93 |
| 77 | CHAPMAN, Ted | Maryland | DE | 1987 | 33 | DORSETT, Anthony | Pittsburgh | DB | 2000-03 |
| 95 | CHARLES, Mike | Syracuse | DT | 1990 | 21 | DORSEY, Dick | USC | WR | 1962 |
| 35 | CHEKWA, Chimdi | Ohio State | DB | 2011-14 | 71 | DOTSON, Al | Grambling | DT | 1968-70 |
| 87, 88 | CHESTER, Raymond | Morgan State | TE | 1970-72, 78-81 | 44 | DOUGHERTY, Bob | Kentucky | LB | 1960-63 |
| 46 | CHRISTENSEN, Todd | BYU | RB-TE | 1979-88 | 41 | DOWLING, Jonathan | Western Kentucky | DB | 2014 |
| 48 | CHRISTENSEN, Brandon | NW Oklahoma St. | TE | 2002 | 36 | DOWLING, Ras-I | Virginia | DB | 2014 |
| 75 | CHURCHWELL, Hansen | Mississippi | DT | 1960 | 83 | DUDLEY, Rickey | Ohio State | TE | 1996-00 |
| 55 | CLARK, Danny | Illinois | LB | 2004-05 | 54 | DUFAULT, Paul | New Hampshire | C-G | 1987 |
| 78 | CLAY, John | Missouri | T | 1987 | 84 | DUFF, John | New Mexico | TE-DE | 1993-94 |
| 57 | CLAYTON, Keenan | Oklahoma | LB | 2012 | 88 | DUNN, David | Fresno State | WR-KR | 2000-01 |
| 58 | CLEMONS, Chris | Georgia | LB-DE | 2007 | 17 | DWIGHT, Tim | Iowa | WR | 2007 |
| 84 | CLINE, Tony | Miami (Fla.) | DE | 1970-75 | 84 | DYAL, Mike | Texas A&I | TE | 1989-90 |
| 90 | COLEMAN, Kenyon | UCLA | DE | 2002 | 59 | DYSON, Matt | Michigan | DT-LB | 1995 |
| 57 | COLEMAN, Rod | East Carolina | DT | 1999-03 | — E — | | | | |
| 5 | COLLINS, Kerry | Penn State | QB | 2004-05 | 82 | EASON, John | Florida A&M | TE | 1968 |
| 79 | COLLINS, Mo | Florida | G-T | 1998-03 | 33 | EASY, Omar | Penn State | RB | 2005 |
| 92 | COLLONS, Ferric | California | DT | 1993 | 20, 38 | ECHEMANDU, Adimchinobi | California | RB | 2006-07 |
| 20 | COLZIE, Neal | Ohio State | DB | 1975-78 | 41 | EDMONDS, Bobby Joe | Arkansas | KR | 1989 |
| 43 | COMBS, Derek | Ohio State | DB | 2002 | 58 | EDWARDS, Kalimba | South Carolina | DE | 2008 |
| 59 | CONDO, Jon | Maryland | LS | 2007-15 | 36 | EDWARDS, Lloyd | San Diego State | TE | 1969 |
| 55, 60 | CONNERS, Dan | Miami (Fla.) | LB | 1964-74 | 97 | EDWARDS Jr., Mario | Florida State | DE | 2015 |
| 5 | CONWAY, Brett | Penn State | K | 2000 | 11 | EISCHIED, Mike | Upper Iowa | K | 1966-71 |
| 43 | COOLBAUGH, Bob | Richmond | WR | 1961 | 50 | EKEJIUBA, Isaiah | Virginia | LB | 2005-09 |
| 89 | COOPER, Amari | Alabama | WR | 2015 | 33 | ELLIS, Craig | San Diego State | RB | 1987 |
| 75 | COOPER, Chris | Nebraska-Omaha | DT | 2001-03 | 99 | ELLIS, Greg | North Carolina | DE | 2009 |
| 49 | COOPER, Earl | Rice | TE | 1986 | 58 | ELLIS, Jim | Boise State | LB | 1987 |
| 40 | COOPER, Jarrod | Kansas State | DB | 2004-07 | 78 | ELLIS, Justin | Louisiana Tech | DT | 2014-15 |
| 95 | COOPER, Marquis | Washington | LB | 2008 | 27 | ELLISON, Glenn | Arkansas | RB | 1971 |
| 80 | COPELAND, Horace | Miami (Fla.) | WR | 1999 | 50 | ELLISON, Riki | USC | LB | 1990-92 |
| 95 | CORMIER, Joe | USC | LB | 1987 | 14 | ENIS, Hunter | TCU | QB | 1962 |
| 72 | CORNELL, Jack | Notre Dame | G-T | 2013 | 46 | ENVART, Bill | Oregon State | LB | 1971 |
| 96 | COSTA, Dave | Utah | DT | 1963-65 | 31 | EUGENE, Hiram | Louisiana Tech | DB | 2007-10 |
| 94 | COSTELLO, Joe | Central Connecticut | LB | 1989 | 11 | EVANS, Vince | USC | QB | 1987-95 |
| 15 | CRABTREE, Michael | Texas Tech | WR | 2015 | — F — | | | | |
| 42 | CRAIG, Dobie | Howard Payne | WR | 1962-63 | 86 | FAIRBAND, Bill | Colorado | LB | 1967-68 |
| 22 | CRAIG, Roger | Nebraska | RB | 1991 | 20, 25 | FARGAS, Justin | USC | RB | 2003-09 |
| 91 | CRAWFORD, Jack | Penn State | DE | 2012-13 | 68 | FELICIANO, Jon | Miami (Fla.) | G/C | 2015 |

ALL-TIME RAIDERS

| | | | | | | | | | |
|--------------|----------------------|----------------------|-------|----------------|--------------|----------------------|-------------------|-------|------------|
| 21 | FELLOWS, Ron | Missouri | DB | 1987-88 | 74 | GREEN, Cornell | Central Florida | T | 2007-09 |
| 34 | FENNER, Derrick | North Carolina | RB | 1995-97 | 41 | GREENWOOD, David | Wisconsin | DB | 1988 |
| 86 | FERNANDEZ, Mervyn | San Jose State | WR | 1987-92 | 36 | GRIFFITH, Justin | Mississippi State | RB | 2007-08 |
| 69 | FICCA, Dan | USC | G | 1962 | 97 | GRIMES, Phil | Central Missouri | DE | 1987 |
| 80 | FIELDS, George | Bakersfield J.C. | DT | 1960-61 | 17 | GROSSART, Kyle | Oregon State | QB | 1980 |
| 13 | FIGURS, Yamon | Kansas State | WR | 2010 | 64 | GROVE, Jake | Virginia Tech | C-G | 2004-08 |
| 54 | FLIMOEATU, Bojay | Utah State | LB | 2014 | 52 | GROVES, Quentin | Auburn | LB | 2010-11 |
| 6 | FINNERAN, Garry | USC | DT | 1961 | 97 | GUNHEIM, Greyson | Washington | DE | 2008-09 |
| 73 | FITZPATRICK, James | USC | G-T | 1990-91 | 64 | GURODE, Andre | Colorado | C-G | 2013 |
| 21 | FLEMING, George | Washington | RB | 1961 | 22 | GUY, Louie | Mississippi | DB | 1994 |
| 88 | FLEMASTER, Zeron | Iowa | TE | 2005 | 8 | GUY, Ray | Southern Miss. | K | 1973-86 |
| 15 | FLORES, Tom | Pacific | QB | 1960-61, 63-66 | — H — | | | | |
| 15 | FLYNN, Matt | LSU | QB | 2013 | 50 | HADLEY, Spencer | BYU | LB | 2014 |
| 55 | FOLSTON, James | NE Louisiana | LB | 1994-98 | 80,10 | HAGAN, Derek | Arizona State | WR | 2011,12 |
| 5 | FORD, Cole | USC | K | 1995-97 | 30 | HAGBERG, Roger | Minnesota | RB | 1965-69 |
| 12 | FORD, Jacoby | Clemson | WR | 2010-13 | 23 | HALL, DeAngelo | Virginia Tech | DB | 2008 |
| 49 | FOSCHI, John Paul | Georgia Tech | FB | 2005-06 | 45 | HALL, Tim | Robert Morris | RB | 1996-97 |
| 41 | FOSTER, Ron | Cal State-Northridge | DB | 1987 | 39 | HALL, Willie | USC | LB | 1975-78 |
| 31 | FRANCIES, Coye | San Jose State | DB | 2012 | 98 | HAMILTON, Bobby | Southern Miss. | DE | 2004-05 |
| 10 | FRANCIS, Carlos | Texas Tech | WR | 2004-05 | 73 | HANNAH, Charley | Alabama | G | 1983-88 |
| 47 | FRANK, Donald | Winston-Salem | DB | 1994 | 23 | HANSON, Joselio | Texas Tech | DB | 2012 |
| 58 | FRANKLIN, Keith | South Carolina | LB | 1995 | 45 | HARDEN, Mike | Michigan | DB | 1989-90 |
| 94 | FRANKS, Elvis | Morgan State | DE | 1985-86 | 86 | HARDMAN, Cedrick | North Texas State | DE | 1980-81 |
| 53 | FREDRICKSON, Rob | Michigan State | LB | 1994-97 | 82 | HARDY, Charles | San Jose State | WR | 1960-62 |
| 61 | FREEMAN, Mike | Arizona | G | 1988 | 4 | HARDY, David | Texas A&M | K | 1987 |
| 70 | FREEMAN, Russell | Georgia Tech | T | 1995 | 24 | HARKEY, Lance | Illinois | DB | 1987 |
| 3 | FRYE, Charlie | Akron | QB | 2009 | 75,77 | HARLOW, Pat | USC | T | 1996-98 |
| 45 | FULCHER, David | Arizona State | LB | 1993 | 93 | HARRIS, James | Temple | DE | 1998-99 |
| 89 | FULCHER, Mondriel | Miami (Fla.) | TE | 2000-02 | 29 | HARRIS, John | Santa Monica J.C. | DB | 1960-61 |
| 20 | FULLER, Charles | San Francisco St. | RB | 1961-62 | 37 | HARRIS, Johnnie | Mississippi State | DB | 1999-01 |
| — G — | | | | | 77 | HARRIS, Kwame | Stanford | T | 2008 |
| 85,80 | GABRIEL, Doug | UCF | WR | 2003-05,06 | 58 | HARRIS, Napoleon | Northwestern | LB | 2002-04 |
| 47 | GAFFORD, Thomas | Houston | LS | 2015 | 75 | HARRIS, Shelby | Illinois State | DE | 2014-15 |
| 27 | GAINER, Derrick | Florida A&M | RB | 1992 | 28 | HARRISON, Dwight | Texas A&I | DB | 1980 |
| 53 | GAITHER, Omar | Tennessee | LB | 2012 | 74 | HARRISON, Nolan | Indiana | DT-DE | 1991-96 |
| 12 | GALLEGOS, Chon | San Jose State | QB | 1962 | 28 | HARRISON, Rob | Sacramento State | RB | 1987 |
| 76 | GALLERY, Robert | Iowa | T-G | 2004-10 | 23,34 | HART, Harold | Texas Southern | RB | 1974-75,78 |
| 3 | GAMACHE, Vince | Cal State-Northridge | K | 1987 | 61 | HART, Roy | South Carolina | DT | 1991 |
| 12 | GANNON, Rich | Delaware | QB | 1999-04 | 70 | HARVEY, James | Mississippi | G | 1966-71 |
| 28 | GARNER, Bob | Fresno State | DB | 1961-62 | 52 | HARVEY, Richard | Tulane | LB | 1998-99 |
| 25 | GARNER, Charlie | Tennessee | RB | 2001-03 | 87 | HASSELBECK, Don | Colorado | TE | 1983 |
| 31 | GARRETT, Carl | NM Highlands | RB | 1976-77 | 34 | HASTY, James | Washington State | DB | 2001 |
| 83 | GAULT, Willie | Tennessee | WR | 1988-93 | 26 | HAWKINS, Clarence | Florida A&M | RB | 1979 |
| 98,94 | GBAJA-BIAMILA, Akbar | San Diego State | DE-LB | 2003-04 | 27 | HAWKINS, Frank | Nevada | RB | 1981-87 |
| 3 | GEORGE, Jeff | Illinois | QB | 1997-98 | 57 | HAWKINS, Mike | Texas A&I | LB | 1982 |
| 63 | GESEK, John | Sacramento State | G | 1987-89 | 65 | HAWKINS, Wayne | Pacific | G | 1960-70 |
| 25 | GIBSON, Claude | North Carolina St. | DB | 1963-65 | 77 | HAWTHORNE, Anttaj | Wisconsin | DT | 2005-06 |
| 36 | GIBSON, Derrick | Florida State | DB | 2001-06 | 25 | HAYDEN, DJ | Houston | DB | 2013-15 |
| 90 | GILBERT, Sean | Pittsburgh | DT | 2003 | 37 | HAYES, Lester | Texas A&M | DB | 1977-86 |
| 44 | GILLET, Fred | Los Angeles State | TE | 1964 | 22 | HAYNES, Mike | Arizona State | DB | 1983-89 |
| 29 | GINN, Hubie | Florida A&M | RB | 1976-78 | 51 | HEENY, Ben | Kansas | LB | 2015 |
| 27 | GIORDANO, Matt | California | DB | 2011-12 | 11 | HEINRICH, Don | Washington | QB | 1962 |
| 73 | GIPSON, Tom | North Texas State | DT | 1971 | 26 | HELU Jr., Roy | Nebraska | RB | 2015 |
| 87 | GLOVER, Andrew | Grambling | TE | 1991-96 | 79 | HENDERSON, John | Tennessee | DT | 2010-11 |
| 92 | GLOVER, La'Roi | San Diego State | DT | 1996 | 75 | HENDERSON, Mario | Florida State | T | 2007-10 |
| 50 | GOETHEL, Travis | Arizona State | LB | 2010-12 | 83 | HENDRICKS, Ted | Miami (Fla.) | LB | 1975-83 |
| 66 | GOGAN, Kevin | Washington | G | 1994-96 | 49 | HERMANN, Dick | Florida State | LB | 1965 |
| 81 | GOLDSTEIN, Alan | North Carolina | WR | 1960 | 84,86 | HEROCK, Ken | West Virginia | TE | 1963-65,67 |
| 79 | GOLIC, Bob | Notre Dame | DT | 1989-92 | 84 | HESTER, Jessie | Florida State | WR | 1985-87 |
| 14 | GOLSTEYN, Jerry | Northern Illinois | QB | 1984 | 44 | ETHERINGTON, Chris | Yale | RB | 2003-04 |
| 94 | GOLTZ, Rick | Simon Fraser | DE | 1987 | 75 | HEYER, Stephen | Maryland | T | 2011 |
| 90 | GOODLOW, Darryl | Oklahoma | LB | 1987 | 12,85 | HEYWARD-BEY, Darrius | Maryland | WR | 2009-12 |
| 25 | GOODSON, Mike | Texas A&M | RB | 2012 | 15 | HIGGINS, Johnnie Lee | UTEP | WR | 2007-10 |
| 55 | GORDON, Alex | Cincinnati | LB | 1990 | 32 | HIGHSMITH, Don | Michigan State | RB | 1970-72 |
| 23 | GORDON, Darrien | Stanford | DB | 1999-00,02 | 12 | HILGER, Rusty | Oklahoma State | QB | 1985-87 |
| 82 | GORDON, Richard | Miami (Fla.) | TE | 2011-12 | 36 | HILL, Greg | Oklahoma State | DB | 1987 |
| 6,7 | GOSSETT, Jeff | Eastern Illinois | P | 1988-96 | 48 | HILL, Kenny | Yale | DB | 1981-83 |
| 85 | GRADY, Sam | Tennessee | WR | 1990-92 | 23 | HILL, Madre | Arkansas | RB | 2002 |
| 5 | GRADKOWSKI, Bruce | Toledo | QB | 2009-10 | 22 | HILL, Renaldo | Michigan State | CB | 2005 |
| 68 | GRAHAM, Aaron | Nebraska | C | 2001 | 38 | HILL, Rod | Kentucky State | DB | 1987 |
| 74 | GRAHAM, Derrick | Appalachian State | G | 1998 | 85 | HINTON, Marcus | Alcorn State | TE | 1995-96 |
| 95,99 | GRANT, DeLawrence | Oregon State | DE-LB | 2001-05 | 20 | HIPP, I.M. | Nebraska | RB | 1980 |
| 60 | GRAVES, Rory | Oio State | T | 1988-91 | 80 | HOBBES, Daryl | Pacific | WR | 1993-96 |
| 45 | GRAYSON, David | Oregon | DB | 1965-70 | 9 | HOBERT, Billy Joe | Washington | QB | 1995-96 |
| 12 | GREEN, Charley | Wittenberg | QB | 1966 | 84 | HOISINGTON, Al | Pasadena J.C. | WR | 1960 |

ALL-TIME RAIDERS

| | | | | | | | | | |
|--------------|-----------------------|-------------------|-------|---------------|--------------|---------------------|---------------------|-------|------------|
| 82 | HOLLAND, Jamie | Ohio State | WR | 1990-91 | 82 | JONES, David | Delaware State | TE | 1992 |
| 10,23 | HOLLAND, Jonathan | Louisiana Tech | WR-DB | 2008-09 | 82 | JONES, Horace | Louisville | DE | 1971-75 |
| 12 | HOLLAS, Donald | Rice | QB | 1997-98 | 89 | JONES, James | San Jose State | WR | 2014 |
| 76 | HOLLOWAY, Brian | Stanford | G-T | 1987-88 | 32 | JONES, Jim | Washington | LB | 1961 |
| 57 | HOLMBERG, Rob | Penn State | LB | 1994-97 | 52 | JONES, Mike | Missouri | LB | 1991-96 |
| 18 | HOLMES, Andre | Hillsdale | WR | 2013-15 | 99 | JONES, Sean | Northeastern | DE | 1984-87 |
| 71 | HOLMES, Lester | Jackson State | G | 1997 | 22 | JONES, Taiwan | Eastern Wash. | RB-DB | 2011-15 |
| 52 | HOPKINS, Jerry | Texas A&M | LB | 1968 | 90 | JONES, Willie | Florida State | DE | 1979-82 |
| 23,88 | HORTON, Ethan | North Carolina | RB-TE | 1987,89,93 | 21 | JONES-DREW, Maurice | UCLA | RB | 2014 |
| 20 | HOSKINS, Derrick | Southern Miss. | DB | 1992-95 | 85 | JORDAN, Charles | Long Beach CC | WR | 1993 |
| 15 | HOSTETLER, Jeff | West Virginia | QB | 1993-96 | 34 | JORDAN, LaMont | Maryland | RB | 2005-07 |
| 84 | HOUSHMANDZADEH, T.J. | Oregon State | WR | 2011 | 28 | JORDAN, LaMont | North Carolina | RB | 1993,98-02 |
| 99 | HOUSTON, Lamarr | Texas | DE | 2010-13 | 64,74 | JORDAN, Shelby | Washington (Mo.) | T | 1983-86 |
| 77 | HOWARD, Austin | Northern Iowa | G-T | 2014-15 | 96,94 | JOSEPH, William | Miami (Fla.) | DT | 2008-09 |
| 80 | HOWARD, Desmond | Michigan | WR-KR | 1997-98 | 46 | JOYNER, L.C. | Diablo Valley J.C. | DB | 1960 |
| 53 | HOWARD, Thomas | UTEP | LB | 2006-10 | 87,89 | JUNKIN, Trey | Louisiana Tech | LB | 1985-89,96 |
| 14 | HOYING, Bobby | Ohio State | QB | 1999-01 | — K — | | | | |
| 39,44 | HUBBARD, Marv | Colgate | RB | 1969-75 | 88 | KASA, Nick | Colorado | TE | 2013 |
| 57 | HUDDLESTON, John | Utah | LB | 1978-79 | 26 | KAUFMAN, Napoleon | Washington | RB | 1995-00 |
| 36 | HUDSON, Bob | NE Oklahoma | RB | 1973-74 | 74 | KEATING, Tom | Michigan | DT | 1966-72 |
| 61 | HUDSON, Rodney | Florida State | C | 2015 | 57 | KELLY, Joe | Washington | LB | 1993 |
| 24 | HUFF, Michael | Texas | DB | 2006-12 | 93 | KELLY, Tommy | Mississippi State | DT | 2004-12 |
| 71 | HULSEY, Corey | Clemson | G-T | 2003-06 | 72 | KENNEDY, Lincoln | Washington | T | 1996-03 |
| 11 | HUMM, David | Nebraska | QB | 1975-79,83-84 | 73 | KENT, Greg | Utah | T | 1966 |
| 98 | HUNLEY, Ricky | Arizona | LB | 1989-90 | 24 | KEYES, Bob | San Diego | RB | 1960 |
| 93 | HUNTER, Jason | Appalachian State | DE | 2013 | 46 | KIDD, Carl | Arkansas | DB | 1995-96 |
| 94 | HUNTLEY, Kevin | Kansas State | DE | 2006 | 59 | KIMMEL, Jamie | Syracuse | LB | 1986-88 |
| 5 | HUSTED, Michael | Virginia | K | 1999 | 92 | KING, Emanuel | Alabama | LB | 1989 |
| — I — | | | | | 31 | KING, Joe | Oklahoma State | DB | 1995 |
| 53 | IHENACHO, Carl | San Jose State | LB | 2012 | 33 | KING, Kenny | Oklahoma | RB | 1980-85 |
| 92 | IOANE, Junior | Arizona State | DT | 2000-02 | 52 | KING, Linden | Colorado State | LB | 1986-89 |
| 86 | IRONS, Gerald | Maryland State | LB | 1970-75 | 7 | KING, Marquette | Fort Valley State | P | 2013-15 |
| 96 | IRONS, Grant | Notre Dame | DE | 2003-06 | 6 | KINLAW, Reggie | Oklahoma | DT | 1979-84 |
| 86 | ISMAIL, Raghib | Notre Dame | WR | 1993-95 | 42 | KIRBY, Terry | Virginia | RB | 2000-02 |
| — J — | | | | | 70 | KLEIN, Dick | Iowa | T | 1963-64 |
| 34 | JACKSON, Bo | Auburn | RB | 1987-90 | 7 | KLINGER, David | Houston | QB | 1996-97 |
| 32 | JACKSON, Bobby | New Mexico State | RB | 1964 | 83 | KNIGHT, Marcus | Michigan | WR | 2001-02 |
| 66 | JACKSON, Gabe | Mississippi State | G | 2014-15 | 74 | KOCH, Pete | Maryland | DE | 1989 |
| 90 | JACKSON, Grady | Knoxville | DT | 1997-01 | 88 | KOCUREK, Dave | Wisconsin | TE | 1967-68 |
| 91 | JACKSON, Leonard | Oklahoma State | LB | 1987 | 56 | KOEGEL, Warren | Penn State | C | 1971 |
| 42 | JACKSON, Monte | San Diego State | DB | 1978-82 | 71 | KORVER, Kelvin | Northwestern (Iowa) | DT | 1973-77 |
| 32 | JACKSON, Richard | Southern | LB | 1966 | 35 | KOWALCZYK, Walt | Michigan State | RB | 1961 |
| 42 | JACKSON, Steve | Louisiana State | DB | 1977 | 38 | KOY, Ted | Texas | TE | 1970 |
| 49 | JACKSON, Victor | Bowie State | DB | 1987 | 27 | KRAKOSKI, Joe | Illinois | DB | 1963-66 |
| 77 | JACOBS, Proverb | California | T | 1963-64 | 62 | KRUSE, Bob | Wayne State | G | 1967-68 |
| 18 | JAEGER, Jeff | Washington | K | 1989-95 | 34 | KUNZ, Terry | Colorado | RB | 1976-77 |
| 70 | JAGIELSKI, Harry | Indiana | DT | 1961 | 89 | KWALICK, Ted | Penn State | TE | 1975-77 |
| 6 | JAKOWENKO, George | Syracuse | K | 1974 | 79 | KYSAR, Jeff | Arizona State | T | 1995-96 |
| 20 | JAMES, Tory | LSU | DB | 2000-02 | — L — | | | | |
| 11 | JANIKOWSKI, Sebastian | Florida State | K | 2000-15 | 74 | LACHEY, Jim | Ohio State | T | 1988 |
| 95 | JASPER, Ed | Texas A&M | DT | 2005 | 32 | LAMBERT, Keenan | Norfolk State | DB | 2015 |
| 88 | JELACIC, Jon | Minnesota | DE | 1961-64 | 3 | LAMONICA, Daryle | Notre Dame | QB | 1967-74 |
| 10 | JENKINS, Greg | Alabama State | WR | 2013 | 25 | LAND, Dan | Albany State | DB | 1989-97 |
| 21 | JENKINS, Mike | South Florida | DB | 2013 | 79 | LANIER, Ken | Florida State | T | 1993 |
| 64 | JENKINS, Robert | UCLA | T | 1994-96 | 23 | LARSCHIED, Jack | Pacific | RB | 1960-61 |
| 27 | JENKINS, Ronney | Northern Arizona | RB-KR | 2003 | 12 | LARSON, Paul | California | QB | 1960 |
| 39 | JENNINGS, Brandon | Texas A&M | DB | 2000-02 | 42 | LASKEY, Bill | Michigan | LB | 1966-70 |
| 27 | JENNINGS, Rashad | Liberty | RB | 2013 | 77 | LASSITER, Issac | St. Augustine | DE | 1965-69 |
| 33 | JENNINGS, Rick | Maryland | WR | 1976-77 | 81 | LATHAN, Greg | Cincinnati | WR | 1987 |
| 31 | JENSEN, Derrick | Texas Arlington | RB-TE | 1979-86 | 70 | LAWRENCE, Henry | Florida A&M | T | 1974-86 |
| 82 | JETT, James | West Virginia | WR | 1993-02 | 13 | LAWRENCE, Larry | Iowa | QB | 1974-75 |
| 58 | JIMERSON, A.J. | Norfolk State | LB-DE | 1990-91 | 4 | LAWTON, Luke | McNeese State | RB | 2008-09 |
| 37 | JOHNSON, Chris | Louisville | DB | 2007-11 | 9 | LECHLER, Shane | Texas A&M | P | 2000-12 |
| 41 | JOHNSON, Eric | Nebraska | LB-DB | 2000-03 | 26 | LEE, Pat | Auburn | DB | 2012 |
| 98 | JOHNSON, Kevin | Texas Southern | DT | 1997 | 42 | LEE, ReShard | MTSU | RB | 2006 |
| 58 | JOHNSON, Monte | Nebraska | LB | 1973-80 | 40 | LEE, Zeph | USC | RB-DB | 1987-89 |
| 7 | JOHNSON, Rob | USC | QB | 2003 | 7 | LEINART, Matt | USC | QB | 2012 |
| 82 | JOHNSON, Teyo | Stanford | TE | 2003-04 | 75 | LEKKERKERKER, Brad | UC Davis | T | 2005 |
| 51 | JOHNSON, Tim | Youngstown St. | LB | 2002-05 | 87 | LELIE, Ashley | Hawaii | WR | 2008 |
| 42 | JOHNSON, Shelton | Wisconsin | DB | 2013 | 87 | LEONHARDT, Brian | Bemidji State | TE | 2014 |
| N/A | JOHNSTON, Mark | Northwestern | DB | 1964 | 31 | LEVITT, Chad | Cornell | RB | 1997 |
| 51 | JOHNSTONE, Lance | Temple | DE | 1996-00,06 | 29 | LEWIS, Albert | Grambling | DB | 1994-98 |
| 88 | JOLLEY, Doug | BYU | TE | 2002-04 | 51 | LEWIS, Bill | Nebraska | C-G | 1986-89 |
| 27,44 | JONES, Calvin | Nebraska | RB | 1994-95 | 21 | LEWIS, Garry | Alcorn State | DB | 1990-91 |
| | | | | | 21 | LEWIS, Harold | Houston | RB | 1962 |

ALL-TIME RAIDERS

| | | | | | | | | | |
|--------------|---------------------|---------------------|-------|------------|--------------|--------------------|--------------------|-------|------------|
| 20 | LEWIS, Tahaun | Nebraska | DB | 1991 | 45 | McMILLIN, Jim | Colorado State | DB | 1963-64 |
| 60 | LILES, Alva | Boise State | DT | 1980 | 73 | McMURTRY, Chuck | Whittier | DT | 1962-63 |
| 37 | LLOYD, Doug | North Dakota St. | RB | 1991 | 79 | McQUISTAN, Paul | Weber State | G | 2006-09 |
| 87 | LOCKETT, Wade | Cal State-Fullerton | WR | 1987 | 73 | McRAE, Charles | Tennessee | T | 1996 |
| 73 | LOCKLIN, Billy Ray | New Mexico St. | G | 1960 | 68,79 | MEDLIN, Dan | North Carolina St. | G | 1974-76,79 |
| 50 | LOFTON, Curtis | Oklahoma | LB | 2015 | 54 | MENDENHALL, Terry | San Diego State | LB | 1971-72 |
| 80 | LOFTON, James | Stanford | WR | 1987-88 | 10 | MERCER, Mike | Northern Arizona | K | 1963-66 |
| 75 | LONG, Howie | Villanova | DE-DT | 1981-93 | 52 | MERRILL, Mark | Minnesota | LB | 1984 |
| 60 | LOPER, Daniel | Texas Tech | G | 2010 | 98 | MICKELL, Darren | Florida | DE | 2001 |
| 7 | LOSMAN, J.P. | Tulane | QB | 2009 | 85 | MICKENS, Terry | Florida A&M | WR | 1998-00 |
| 31 | LOTT, Billy | Mississippi | RB | 1960 | 73 | MIDDLETON, Frank | Arizona | G | 2001-04 |
| 62 | LOTT, Ronnie | USC | DB | 1991-92 | 55 | MILLEN, Matt | Penn State | LB | 1980-88 |
| 40 | LOUDERBACK, Tom | San Jose State | LB | 1960-61 | 37 | MILLER, Alan | Boston College | RB | 1961-63,65 |
| 38 | LOVE, Clarence | Toledo | DB | 2002-03 | 89 | MILLER, Bill | Miami (Fla.) | WR | 1964,66-68 |
| 77,93 | LUMPKIN, Ricky | Kentucky | DL | 2013-14 | 22 | MILLER, Justin | Clemson | DB | 2008-09 |
| 43 | LYNCH, Lorenzo | Sacramento State | DB | 1996-97 | 89 | MILLER, Nick | Southern Utah | WR | 2009-11 |
| 23 | LYONS, Lamar | Washington | DB | 1996 | 80 | MILLER, Zach | Arizona State | TE | 2007-10 |
| — M — | | | | | 56 | MILLS, John Henry | Wake Forest | LB-TE | 1997-98 |
| 52 | MACK, Khalil | Buffalo | LB | 2014-15 | 22 | MINCY, Charles | Washington | DB | 1999 |
| 37 | MacKINNON, Jacques | Colgate | TE | 1970 | 21 | MINGO, Gene | None | K | 1964-65 |
| 28 | MACON, Ed | Pacific | DB | 1960 | 64 | MIRALLO, Dean | Utah | G | 1987 |
| 85 | MADSEN, John | Utah | TE | 2006-08 | 3 | MIREX, Rick | Notre Dame | QB | 2002-03 |
| 63 | MADY, Lamar | Youngstown St. | G | 2013 | 78, 87 | MIRICH, Rex | Northern Arizona | DT | 1964-66 |
| 50 | MAIABA, Kaluka | USC | LB | 2013-14 | 67, 87 | MISCHAK, Bob | Army | TE-G | 1963-65 |
| 14 | MANN, Errol | North Dakota | K | 1976-78 | 34 | MITCHELL, Mike | Ohio | DB | 2009-12 |
| 67 | MANOUKIAN, Don | Stanford | G | 1960 | 82 | MITCHELL, Tom | Bucknell | TE | 1966 |
| 68 | MARINOVICH, Marv | USC | G | 1965 | 77 | MIX, Ron | USC | T | 1971 |
| 12 | MARINOVICH, Todd | USC | QB | 1991-92 | 83 | MOFFETT, Tim | Mississippi | WR | 1985-86 |
| 60 | MARSH, Curt | Washington | G | 1981-86 | 22 | MONTALBO, Mel | Utah State | DB | 1962 |
| 69 | MARTEN, James | Boston College | T | 2008 | 28 | MONTGOMERY, Cleo | Abilene Christian | RB-WR | 1981-85 |
| 53 | MARTIN, Rod | USC | LB | 1977-88 | 21 | MONTGOMERY, Tyrone | Mississippi | RB | 1993-94 |
| 17 | MARTIN, Tee | Tennessee | QB | 2003 | 65 | MONTOYA, Max | UCLA | G | 1990-94 |
| 89 | MARTINI, Rich | UC Davis | WR | 1979-80 | 26 | MOODY, Keith | Syracuse | DB | 1980 |
| 65 | MARVIN, Mickey | Tennessee | G | 1977-87 | 88 | MOORE, Bob | Stanford | TE | 1971-75 |
| 67,67 | MARYLAND, Russell | Miami (Fla.) | DT | 1996-99 | 17 | MOORE, Denarius | Tennessee | WR | 2011-14 |
| 71 | MASON, Lindsey | Kansas | T | 1978-81 | 36 | MOORE, Manfred | USC | RB | 1976 |
| 85 | MASTRUD, Jeron | Kansas State | TE | 2013 | 55 | MOORE, Sio | Connecticut | LB | 2013-14 |
| 56 | MATOS, Arch | Michigan State | LB | 1963-65 | 19 | MORANT, Johnnie | Syracuse | WR | 2004-06 |
| 43 | MATTHEWS, Ira | Wisconsin | RB-WR | 1979-81 | 61,51 | MORRIS, Chris | Michigan State | C-G | 2006-09 |
| 72 | MATUSZAK, John | Tampa | DE-DT | 1976-82 | 55,92 | MORRIS, Riley | Florida A&M | DE | 1960-62 |
| 42 | MAXWELL, Tom | Texas A&M | DB | 1971-73 | 49 | MORRISON, Dave | SW Texas State | DB | 1968 |
| 33 | MAYBERRY, Doug | Utah State | RB | 1963 | 52 | MORRISON, Kirk | San Diego State | LB | 2005-09 |
| 95 | MAYOWA, Benson | Idaho | DE | 2014-15 | 35 | MORROW, Tom | Southern Miss. | DB | 1962-64 |
| 27 | MAYS, Taylor | USC | DB | 2015 | 50 | MORTON, Mike | North Carolina | LB | 1995-98 |
| 43 | McCALL, Joe | Pittsburgh | RB | 1984 | 72 | MOSEBAR, Don | USC | C-G-T | 1983-94 |
| 34,41 | McCALLUM, Napoleon | Navy | RB | 1986,90-94 | 94 | MOSS, Jarvis | Florida | DE | 2010-11 |
| 32 | McCANN, Bryan | SMU | DB | 2011 | 18 | MOSS, Randy | Marshall | WR | 2005-06 |
| 73 | McCANTS, Matt | UAB | T | 2013-15 | 99 | MOSS, Winston | Miami (Fla.) | LB | 1991-94 |
| 55 | McCLAIN, Rolando | Alabama | LB | 2010-12 | 27 | MOSTARDI, Rich | Kent State | DB | 1962 |
| 57 | McCLANAHAN, Randy | SW Louisiana | LB | 1977,80-82 | 97 | MRAZ, Mark | Utah State | DE | 1989 |
| 47 | McCLOUGHAN, Kent | Nebraska | DB | 1965-70 | 42 | MUELLER, Vance | Occidental | RB | 1986-90 |
| 56 | McCOLL, Milt | Stanford | LB | 1988 | 82 | MUHAMMAD, Calvin | Texas Southern | WR | 1982-83 |
| 12 | McCOWN, Josh | Sam Houston St. | QB | 2007 | 97 | MUIR, Daniel | Kent State | DT | 2013 |
| 90 | McCOY, Larry | Lamar | LB | 1984 | 52 | MUIRBROOK, Shay | BYU | LB | 1997 |
| 76 | McCOY, Mike | Notre Dame | DT | 1977-78 | 76 | MURANSKY, Ed | Michigan | G-T | 1982-84 |
| 36 | McDANIEL, Terry | Tennessee | DB | 1988-97 | N/A | MURDOCK, Jesse | California Western | RB | 1963 |
| 35 | McDONALD, Dewey | California (Pa.) | DB | 2015 | 18 | MURPHY, Louis | Florida | WR | 2009-11 |
| 21 | McDONALD, Dexter | Kansas | DB | 2015 | 28 | MURRAY, Latavius | UCF | RB | 2014-15 |
| 37 | McDONALD, Tevin | Eastern Wash. | DB | 2015 | 48 | MUSTAFAA, Najee | Georgia Tech | DB | 1995 |
| 77 | McELROY, Reggie | West Texas State | G-T | 1991-92 | 83 | MYERS, Brandon | Iowa | TE | 2009-12 |
| 26 | McELROY, Vann | Baylor | DB | 1982-90 | 70 | MYLES, Toby | Jackson State | G-T | 2000-01 |
| 20 | McFADDEN, Darren | Arkansas | RB | 2008-14 | — N — | | | | |
| 54 | McFADDEN, Marshall | South Carolina St. | LB | 2013 | 42 | NASH, Keyon | Albany State | DB | 2004 |
| 22 | McFADDEN, Walter | Auburn | CB | 2010 | 44 | NDUKWE, Chinedum | Notre Dame | DB | 2011 |
| 16 | McFARLANE, Nyle | BYU | DE | 1960 | 6 | NEDNEY, Joe | San Jose State | K | 1999 |
| 14 | McFOY, Chris | USC | WR | 2007 | 38 | NELMS, Cory | Miami (Fla.) | DB | 2012 |
| 92 | McGEE, Stacy | Oklahoma | DT | 2013-15 | 51 | NELSON, Bob | Nebraska | LB | 1980-85 |
| 39 | McGILL, Keith | Utah | DB | 2014-15 | 62 | NEWBERRY, Jeremy | California | C | 2007 |
| 91 | McGLOCKTON, Chester | Clemson | DT | 1992-97 | 30 | NEWMAN, Anthony | Oregon | DB | 1998-99 |
| 14 | McGLOIN, Matt | Penn State | QB | 2013-15 | 70 | NICKLAS, Pete | Baylor | T | 1962 |
| 54 | McKENZIE, Reggie | Tennessee | LB | 1985-88 | 76 | NIX, Lucas | Pittsburgh | G | 2012-13 |
| 23 | McKINNEY, Odis | Colorado | DB | 1980-86 | 56 | NIXON, David | BYU | LB | 2009 |
| 20 | McLEMORE, Chris | Arizona | RB | 1987-88 | 53 | NOBLE, Mike | Stanford | LB | 1987 |
| 61 | McMATH, Herb | Morningside | DT | 1976 | 72 | NORRIS, Jim | Houston | DT | 1962-64 |
| 92 | McMILLEN, Dan | Colorado | LB | 1987 | 58 | NORRIS, Slade | Oregon State | LB | 2009 |
| | | | | | 71 | NOVSEK, Joe | Tulsa | DE | 1962 |

ALL-TIME RAIDERS

| | | | | | | | | | |
|-------|-------------------|-------------------|-------|-------------|-------|---------------------|------------------------|-------|-------------|
| — O — | | | | | 62 | REGENT, Shawn | Boston College | C | 1987 |
| 85 | OATS, Carleton | Florida A&M | DT | 1965-72 | 37 | REINFELDT, Mike | Wisconsin, Mil. | DB | 1976 |
| 61 | OGAS, Dave | San Diego State | LB | 1968 | 46 | REYNOLDS, Billy | Pittsburgh | QB | 1960 |
| 74 | OGLESBY, Paul | UCLA | T | 1960 | 17 | REYNOLDS, M.C | Louisiana State | QB | 1962 |
| 49 | OLAWALE, Jamize | North Texas | RB | 2012-15 | 33 | RHODES, Dominic | Midwestern St. | RB | 2007 |
| 56 | OLIVER, Ralph | USC | LB | 1968-69 | 52 | RICE, Floyd | Alcorn A&M | LB | 1976-77 |
| 81 | OSBORNE, Chuck | Arizona | DT | 1998-99 | 67 | RICE, Harold | Tennessee State | DE | 1971 |
| 98 | OSBORNE, Clancy | Arizona State | LB | 1963-64 | 80 | RICE, Jerry | Mississippi Valley St. | WR | 2001-04 |
| 46 | O'NEAL, Oren | Arkansas State | RB | 2007-09 | 75 | RICE, Ken | Auburn | T | 1964-65 |
| 93 | ORR, Leon | Florida | DT | 2015 | 27 | RICH, Randy | New Mexico | DB | 1978 |
| 35 | O'STEEN, Dwayne | San Jose State | DB | 1980-81 | 98 | RICHARDSON, Jay | Ohio State | DE | 2007-09 |
| 34 | OTTO, Gus | Missouri | LB | 1965-72 | 41 | RIDDICK, Louis | Pittsburgh | DB | 1998 |
| 50,00 | OTTO, Jim | Miami (Fla.) | C | 1960-74 | 57 | RIDDLE, Ryan | California | LB | 2005 |
| 44 | OWENS, Burgess | Miami (Fla.) | DB | 1980-82 | 37 | RIDLEHUBER, Preston | Georgia | RB | 1968 |
| — P — | | | | | 77 | RIEHM, Chris | Ohio State | G | 1986-88 |
| 3 | PALMER, Carson | USC | QB | 2011-12 | 32,48 | RIEVES, Charles | Houston | LB | 1962-63 |
| 12 | PAPAS, Nick | Fresno State | QB | 1961 | 80 | RISON, Andre | Michigan State | WR | 2000 |
| 10 | PARILLI, Babe | Kentucky | QB | 1960 | 40 | RITCHIE, Jon | Stanford | RB | 1998-02 |
| 81 | PARKER, Andy | Utah | TE | 1984-88, 90 | 23 | RIVERA, Hank | Oregon State | DB | 1962 |
| 36 | PARKER, Ron | Newberry | DB | 2011 | 81 | RIVERA, Mychal | Tennessee | TE | 2013-15 |
| 71 | PARKS, Nate | Stanford | G-T | 1999-00 | 53 | ROACH, Nick | Northwestern | LB | 2013-14 |
| 97 | PARRELLA, John | Nebraska | DT | 2002-04 | 95 | ROBBINS, Austin | North Carolina | DT | 1994-95, 00 |
| 67 | PARSONS, Alex | USC | G-C | 2012 | 63 | ROBBINS, Barret | Texas Christian | C | 1995-03 |
| 79 | PASHOS, Tony | Illinois | T | 2013 | 40 | ROBERSON, Bo | Cornell | WR | 1962-65 |
| 7 | PASTORINI, Dan | Santa Clara | QB | 1980 | 71 | ROBERTS, Cliff | Illinois | DT | 1961 |
| 71 | PATTEN, Joel | Duke | T | 1991 | 10 | ROBERTS, Seth | West Alabama | WR | 2015 |
| 43 | PATTERSON, Elvis | Kansas | DB | 1990-93 | 28 | ROBINSON, Greg | NE Louisiana | RB | 1993-94 |
| 89 | PATTISON, Mark | Washington | WR | 1986 | 57 | ROBINSON, Jerry | UCLA | LB | 1985-91 |
| 74 | PEAR, Dave | Washington | DT | 1979-80 | 68 | ROBINSON, Johnny | Louisiana Tech | DT-DE | 1981-83 |
| 72 | PEARS, Erik | Colorado State | G-T | 2009 | 58 | ROBINSON, Ryan | Oklahoma State | DE | 2013 |
| 64 | PEAT, Todd | Northern Illinois | G | 1990, 92-93 | 35 | ROBISKIE, Terry | Louisiana State | RB | 1977-79 |
| 16 | PEETE, Rodney | USC | QB | 2000-01 | 41 | RODERICK, John | SMU | WR | 1968 |
| 72 | PENN, Donald | Utah State | T | 2014-15 | 74 | RODRIGUEZ, Mike | Alabama | DT | 1987 |
| 71 | PERRY, Gerald | Southern | T | 1993-95 | 61 | ROEDEL, Herb | Marquette | G | 1961 |
| 84 | PERRY, Mario | Mississippi | TE | 1987 | 27 | ROGERS, Carlos | Auburn | DB | 2014 |
| 31 | PERRYMAN, Raymond | Northern Arizona | DB | 2001 | 52 | ROMANO, Jim | Penn State | C | 1982-84 |
| 79 | PETERS, Volney | USC | DT | 1961 | 53 | ROMANOWSKI, Bill | Boston College | LB | 2002-03 |
| 54 | PETERSON, Calvin | UCLA | LB | 1982 | 89 | ROSENSTIEL, Bob | Eastern Illinois | TE | 1997 |
| 47 | PHILLIPS, Charles | USC | DB | 1975-80 | 29 | ROSS, Brandian | Youngstown St. | DB | 2012-14 |
| 35 | PHILLIPS, Irvin | Arkansas Tech | DB | 1983 | 13 | ROSS, Jeremy | California | WR | 2015 |
| 25 | PHILLIPS, Jess | Michigan State | RB | 1975 | 78 | ROTHER, Tim | Nebraska | T-DT | 1989-90 |
| 77 | PHILYAW, Charles | Texas Southern | DE | 1976-79 | 26 | ROUTT, Stanford | Houston | DB | 2005-11 |
| 71 | PICKEL, Bill | Rutgers | DT-DE | 1983-90 | 74 | ROWE, Dave | Penn State | DT | 1975-78 |
| 39 | PICKENS, Bruce | Nebraska | DB | 1995 | 80 | RUBKE, Karl | USC | DE | 1968 |
| 55 | PIERSON, Shurron | South Florida | LB | 2003 | 34 | RUSSELL, Booker | SW Texas State | RB | 1978-79 |
| 85 | PITTS, Frank | Southern | WR | 1974 | 96 | RUSSELL, Darrell | USC | DT-DE | 1997-01 |
| 16 | PLUNKETT, Jim | Stanford | QB | 1978-86 | 22 | RUSSELL, Gary | Minnesota | RB | 2009 |
| 38 | POOLE, Tyrone | Fort Valley State | CB | 2006 | 2 | RUSSELL, JaMarcus | Louisiana State | QB | 2007-09 |
| 23,49 | POPE, Marquez | Fresno State | DB | 2000-01 | — S — | | | | |
| 84 | PORTER, Jerry | West Virginia | WR | 2000-07 | 64 | SABAL, Ron | Purdue | T | 1960-61 |
| 28 | PORTER, Joe | Rutgers | DB | 2011 | 92,90 | SANDS, Terdell | Tenn.-Chattanooga | DT | 2003-08 |
| 31 | PORTER, Kerry | Washington State | RB | 1989 | 75 | SANFORD, Brian | Temple | DE-DT | 2013 |
| 23 | PORTER, Tracy | Indiana | DB | 2013 | 83 | SANTIAGO, O.J | Kent State | TE | 2003 |
| 84 | POWELL, Art | San Jose State | WR | 1963-66 | 99 | SAPP, Warren | Miami (Fla.) | DT | 2004-07 |
| 87 | POWELL, Charley | None | DE | 1960-61 | 64 | SATELE, Samson | Hawaii | C | 2009-11 |
| 20 | POWERS, Warren | Nebraska | DB | 1963-68 | 8 | SCHAUB, Matt | Virginia | QB | 2014 |
| 89 | PREBOLA, Gene | Boston University | TE | 1960 | 81 | SCHILSENS, Chaz | San Diego State | WR | 2008-11 |
| 20 | PRICE, Dennis | UCLA | DB | 1988-89 | 31 | SCHMAUTZ, Ray | San Diego State | LB | 1966 |
| 25 | PRIOR, Anthony | Washington State | DB | 1998 | 44 | SCHMITT, Owen | West Virginia | RB | 2012 |
| 29 | PROUT, Bob | Knox College | DB | 1974 | 10,13 | SCHROEDER, Jay | UCLA | QB | 1988-92 |
| 34 | PRUITT, Greg | Oklahoma | RB | 1982-84 | 79 | SCHUH, Harry | Memphis State | T | 1965-70 |
| 6 | PRYOR, Terrelle | Ohio State | QB | 2011-13 | 30 | SCHWEIGERT, Stuart | Purdue | DB | 2004-07 |
| 28 | PYLE, Palmer | Michigan State | G | 1966 | 27,37 | SCOTT, Carey | Kentucky State | DB | 2002-03 |
| 63 | PYLES, David | Miami (Ohio) | T | 1987 | 91 | SCOTT, Trevor | Buffalo | DE-LB | 2008-11 |
| — Q — | | | | | 48,82 | SEALE, Sam | West. State (Colo.) | WR | 1984-87, 92 |
| 47 | QUEEN, Jeff | Morgan State | RB-TE | 1972-73 | 65 | SEILER, Paul | Notre Dame | T | 1971-73 |
| — R — | | | | | 92 | SEYMOUR, Richard | Georgia | DE-DT | 2009-12 |
| 15 | RAE, Mike | USC | QB | 1976-78 | 28 | SHABAZZ, Sideeq | New Mexico St. | DB | 2003 |
| 84 | RAMSEY, Derrick | Kentucky | TE | 1978-83 | 77 | SHAUGHNESSY, Matt | Wisconsin | DE | 2009-12 |
| 40 | RANKIN, Louis | Washington | RB | 2009 | 32 | SHAW, Glenn | Kentucky | RB | 1963-64 |
| 44 | RATHMAN, Tom | Nebraska | RB | 1994 | 22 | SHAW, Terrance | Stephen F. Austin | DB | 2002-03 |
| 42 | RAY, Marcus | Michigan | DB | 1999 | 84 | SHEDD, Kenny | Northern Iowa | WR | 1996-99 |
| 27 | REDMOND, J.R | Arizona State | RB | 2003-04 | 78 | SHELL, Art | Maryland State | T | 1968-82 |
| 45 | REECE, Marcel | Washington | RB | 2008-15 | 21 | SHEPPARD, Lito | Florida | DB | 2011 |
| 74 | REESE, Archie | Clemson | DT | 1982-83 | 13,23 | SHERMAN, Rod | USC | WR | 1967, 69-71 |

ALL-TIME RAIDERS

| | | | | | | | | | |
|--------------|---------------------|---------------------|-------|------------|--------------|---------------------|---------------------|-------|---------------|
| 58 | SHIPP, Jackie | Oklahoma | LB | 1989 | 80 | THOMS, Art | Syracuse | DT | 1969-76 |
| 77 | SHIRKEY, George | Stephen F. Austin | DT | 1962 | 31 | THORPE, Neiko | Auburn | DB | 2014-15 |
| 49 | SIANI, Mike | Villanova | WR | 1972-77 | 29 | TILLMON, Tony | Texas | DB | 1987 |
| 83 | SIMONSON, Scott | Assumption | TE | 2014 | 22 | TODD, Larry | Arizona State | RB | 1965-70 |
| 49,50 | SIMPSON, Jack | Mississippi | LB | 1962-64 | 58 | TOLLEFSON, David | NW Missouri St. | DE | 2012 |
| 20 | SIMPSON, Willie | San Francisco St. | RB | 1962 | 41 | TONGA, Manase | BYU | RB | 2011 |
| 65 | SIMS, Barry | Utah | G-T | 1999-07 | 29 | TONGUE, Reggie | Oregon State | S | 2005 |
| 90 | SIMS, Pat | Auburn | DT | 2013-14 | 67 | TOOMAY, Pat | Vanderbilt | DE | 1977-79 |
| 60 | SISTRUNK, Otis | None | DE-DT | 1972-79 | 54 | TOOMER, Korey | Idaho | LB | 2015 |
| 78 | SKREPENAK, Greg | Michigan | T | 1992-95 | 30 | TORAN, Stacey | Notre Dame | DB | 1984-88 |
| 78 | SLAUGHTER, Chad | Alcorn State | T | 2002-06 | 93 | TOWNSEND, Greg | TCU | DE-LB | 1983-93 |
| 73 | SLIGH, Richard | N. Carolina College | T | 1967 | 37 | TRAPP, James | Clemson | DB | 1993-98 |
| 45,58 | SLOUGH, Greg | USC | LB | 1971-72 | 79 | TRASK, Orville | Rice | DT | 1962 |
| 99 | SMITH, Aldon | Missouri | LB | 2015 | 62 | TREU, Adam | Nebraska | C-G-T | 1997-06 |
| 94 | SMITH, Anthony | Arizona | DE | 1991-97 | 72 | TRUAX, Dalton | Tulane | DT | 1960 |
| 94 | SMITH, Antonio | Oklahoma State | DT | 2014 | 88 | TRUITT, Olanda | Mississippi State | WR | 1996-97 |
| 77 | SMITH, Bubba | Michigan State | DE | 1973-74 | 91 | TUCK, Justin | Notre Dame | DE | 2014-15 |
| 23 | SMITH, Charles | Utah | RB | 1968-74 | 8 | TUIASOSOLO, Marques | Washington | QB | 2001-06,08 |
| 72 | SMITH, Hal | UCLA | DT | 1961 | 50 | TUITELE, Maugaula | Colorado State | LB | 2004 |
| 38 | SMITH, James | Compton J.C. | RB | 1960 | 67 | TURK, Dan | Wisconsin | C | 1989-96 |
| 86 | SMITH, Jim | Michigan | WR | 1985 | 29,42 | TURNER, Eric | UCLA | DB | 1997-99 |
| 29 | SMITH, Jimmy | Elon | RB | 1984 | 71 | TYSON, Richard | Tulsa | G | 1966 |
| 39,83 | SMITH, Kevin | UCLA | TE | 1992-94 | - U - | | | | |
| 86 | SMITH, Lee | Marshall | TE | 2015 | 63 | UPSHAW, Gene | Texas A&I | G | 1967-81 |
| 53 | SMITH, Malcolm | USC | LB | 2015 | 91 | UPSHAW, Herman | California | DE | 2000-02 |
| 27 | SMITH, Ron | Wisconsin | DB | 1974 | 39 | URENDA, Herman | Pacific | WR | 1963 |
| 35 | SMITH, Steve | Penn State | RB | 1987-93 | - V - | | | | |
| 53,56 | SMITH, Travian | Oklahoma | LB | 1998-04 | 25 | VALDEZ, Vernon | San Diego | DB | 1962 |
| 63 | SMITH, Willie | Michigan | G-T | 1961 | 23 | VAN DYKE, DeMarcus | Miami (Fla.) | DB | 2011 |
| 79 | SMITH, Willie | East Carolina | T | 2012 | 30 | van EEGHEN, Mark | Colgate | RB | 1974-81 |
| 29 | SOMMER, Mike | George Washington | RB | 1963 | 50 | VANN, Norwood | East Carolina | LB | 1988 |
| 54 | SO'OTO, Vic | BYU | LB | 2012 | 91 | VAN PELT, Brad | Michigan State | LB | 1984-85 |
| 63 | SPENCER, Ollie | Kansas | G | 1963 | 99 | VAUGHAN, Ruben | Colorado | DT-DE | 1982 |
| 36 | SPENCER, Shawntae | Pittsburgh | DB | 2012 | 68 | VELDHEER, Jared | Hillsdale | T-C | 2010-13 |
| 45 | SPIVEY, Mike | Colorado | DB | 1980 | 75 | VELLA, John | USC | G-T | 1972-79 |
| 58 | SQUIREK, Jack | Illinois | LB | 1982-85 | 41 | VILLAPIANO, Phil | Bowling Green | LB | 1971-79 |
| 12 | STABLER, Ken | Alabama | QB | 1970-79 | 78 | VOIGHT, Bob | Los Angeles State | DE | 1961 |
| 61 | STALLS, Dave | Northern Colorado | DT | 1983,85 | - W - | | | | |
| 22 | STARKS, Duane | Miami (Fla.) | CB | 2006-07 | 32 | WADDELL, Michael | North Carolina | DB | 2008 |
| 4 | STEINFORT, Fred | Boston College | K | 1976 | 71 | WADE, John | Marshall | C | 2008 |
| 10 | STEMKE, Kevin | Wisconsin | P | 2002 | 78 | WAKEFIELD, Fred | Illinois | OL-DL | 2008 |
| 77 | STEPHENS, Rich | Tulsa | G-T | 1992-96 | 88 | WALFORD, Clive | Miami (Fla.) | TE | 2015 |
| 32 | STEWART, Jeremy | Stanford | RB | 2012-13 | 25 | WALKER, Denard | LSU | DB | 2004-05 |
| 80 | STEWART, Joe | Missouri | WR | 1978-79 | 86 | WALKER, Derrick | Michigan | TE | 1999 |
| 76 | STEWART, Tony | Penn State | TE | 2007-09 | 41 | WALKER, Fulton | West Virginia | DB | 1985-86 |
| 84 | STINCHCOMB, Matt | Georgia | T | 1999-03 | 84 | WALKER, Javon | Florida State | WR | 2008-09 |
| 75 | STONE, Jack | Oregon | T | 1961-62 | 66,70 | WALKER, Langston | California | T-G | 2002-06,09-10 |
| 86,15 | STONE, John | Wake Forest | WR | 2004 | 38 | WALKER, Marquis | Southern Missouri | DB | 1998-99 |
| 67 | STONE, Ron | Boston College | G | 2004-05 | 98 | WALKER, Vance | Georgia Tech | DT | 2013 |
| 39 | STRACHAN, Steve | Boston College | RB | 1985-89 | 51,59 | WALLACE, Aaron | Texas A&M | LB-DE | 1990-95,97-98 |
| 80 | STREATER, Rod | Temple | WR | 2012-15 | 16 | WALTER, Andrew | Arizona State | QB | 2005-08 |
| 75 | STRIEGEL, Bill | Pacific | LB | 1960 | 71 | WAND, Seth | NW Missouri St. | T | 2007-08 |
| 82 | STRONG, Darrell | Pittsburgh | TE | 2008 | 28 | WARD, B.J. | Florida State | DB | 2007 |
| 94 | STUBBLEFIELD, Dana | Kansas | DT | 2003 | 23 | WARE, Jeremy | Michigan State | DB | 2010 |
| 76 | SVIHUS, Bob | USC | T | 1965-70 | 15 | WARE, Tim | USC | WR | 1989 |
| 89 | SWEENEY, Steve | California | WR | 1973 | 61 | WARREN, Gerard | Florida | DT | 2007-09 |
| 56 | SWILLING, Pat | Georgia Tech | DE | 1995-96,98 | 20,22 | WARREN, Jimmy | Illinois | DB | 1970-74,77 |
| 57 | SWORD, Sam | Michigan | LB | 1999 | 78 | WASHZKA, Ron | Montana State | DE | 1960 |
| 66 | SYLVESTER, Steve | Notre Dame | C-G-T | 1975-83 | 27 | WASHINGTON, Fabian | Nebraska | CB | 2005-07 |
| - T - | | | | | 23,48 | WASHINGTON, Lionel | Tulane | DB | 1987-94,97 |
| 5 | TALLEY, Stan | TCU | K | 1987 | 91 | WASHINGTON, Ronnie | Northeast Louisiana | LB | 1987 |
| 31,32 | TATUM, Jack | Ohio State | DB | 1971-79 | 92 | WASHINGTON, Ted | Louisville | DT | 2004-05 |
| 61 | TAUTOLO, John | UCLA | T | 1987 | 19 | WATKINS, Todd | BYU | WR | 2008-09 |
| 99 | TAVES, Josh | Northeastern | DE | 2000-01 | 71 | WATSON, Menelik | Florida State | T | 2013-14 |
| 46 | TAYLOR, Billy | Texas Tech | RB | 1982 | 54 | WATTS, Robert | Boston College | LB | 1978 |
| 99 | TAYLOR, Malcolm | Tennessee State | DT | 1987-88 | 20 | WATTS, Ted | Texas Tech | DB | 1981-84 |
| 19 | TAYLOR, Travis | Florida | WR | 2007 | 44 | WAYMER, Dave | Notre Dame | DB | 1992 |
| 20 | TEAL, Willie | Louisiana State | DB | 1987 | 49 | WEATHERS, Carl | San Diego State | LB | 1970-71 |
| 25 | TERESA, Tony | San Jose State | RB | 1960 | 52 | WEATHERS, Gary | Fresno State | LB | 1973-74 |
| 35 | TERRELL, David | Texas-El Paso | DB | 2004 | 76 | WEBB, J'Marcus | West Texas A&M | G/T | 2015 |
| 19 | THIGPEN, Marcus | Indiana | WR | 2015 | 81 | WELLS, Warren | Texas Southern | WR | 1967-70 |
| 55,94 | THOMAS, Robert | UCLA | LB | 2006-08 | 52 | WESTBROOKS, Greg | Colorado | LB | 1978-81 |
| 26 | THOMAS, Skip | UCLA | DB | 1972-77 | 47 | WHEATLEY, Tyrone | Michigan | RB | 1999-03 |
| 59 | THOMAS, William | Texas A&M | LB | 2000-01 | | | | | |
| 85 | THOMPkins, Kenbrell | Cincinnati | WR | 2014 | | | | | |

ALL-TIME RAIDERS

| | | | | | | | | |
|----|---------------------|--------------------|----------------|-------|--------------------|------------------|-----|---------------|
| 67 | WHEELER, Dwight | Tennessee State | C-T1984,87-88 | 6 | WILSON, Marc | BYU | QB | 1980-87 |
| 52 | WHEELER, Philip | Georgia Tech | LB 2012 | 40 | WILSON, Marcus | Virginia | RB | 1991 |
| 82 | WHEELER, Ron | Washington | TE 1987 | 52 | WILSON, Martez | Illinois | LB | 2013 |
| 96 | WHITE, Alberto | Texas Southern | DE 1994 | 26,48 | WILSON, Nemiah | Grambling | DB | 1968-74 |
| 29 | WHITE, Eugene | Florida A&M | RB 1962 | 50 | WILSON, Otis | Louisville | LB | 1989 |
| 66 | WHITLEY, Curtis | Clemson | C-G 1997 | 16 | WILSON, Wade | East Texas State | QB | 1998-99 |
| 78 | WHITTAKER, Scott | Kansas | C-T 1997 | 96 | WIMBLEY, Kamerion | Florida State | LB | 2010-11 |
| 87 | WHITTED, Alvis | North Carolina St. | WR 2002-06 | 90 | WISE, Mike | UC Davis | DE | 1986-90 |
| 22 | WHITTINGTON, Arthur | SMU | RB 1978-81 | 61 | WISNIEWSKI, Stefen | Penn State | G-C | 2011-14 |
| 68 | WILKERSON, Bruce | Tennessee | G-T 1987-94,98 | 76 | WISNIEWSKI, Steve | Penn State | G | 1989-01 |
| 29 | WILLIAMS, Brock | Notre Dame | DB 2004 | 17 | WOLFF, Scott | Mt. Union | QB | 1987 |
| 90 | WILLIAMS, Dan | Tennessee | DT 2015 | 77 | WONG, Joe | BYU | G-T | 2003 |
| 19 | WILLIAMS, David | Illinois | WR 1987 | 18 | WOOD, Dick | Auburn | QB | 1965 |
| 33 | WILLIAMS, Demise | Oklahoma State | DB 1987 | 57 | WOODEN, Terry | Syracuse | LB | 1998 |
| 85 | WILLIAMS, Dokie | UCLA | WR 1983-87 | 58 | WOODLEY, LaMarr | Michigan | DE | 2014 |
| 22 | WILLIAMS, Harvey | LSU | RB-TE 1994-98 | 88 | WOODS, Chris | Auburn | WR | 1987-88 |
| 45 | WILLIAMS, Henry | San Diego State | DB 1979 | 24 | WOODSON, Charles | Michigan | DB | |
| 29 | WILLIAMS, Howie | Howard | DB 1964-69 | | | | | 1998-05,13-15 |
| 88 | WILLIAMS, Jamie | Nebraska | TE 1994 | 26 | WOODSON, Rod | Purdue | DB | 2002-03 |
| 34 | WILLIAMS, Jermaine | Houston | RB 1998-99 | 89 | WRIGHT, Alexander | Auburn | WR | 1992-94 |
| 59 | WILLIAMS, K.D | Henderson State | LB 1999 | 66 | WRIGHT, Steve | Northern Iowa | T | 1987-93 |
| 85 | WILLIAMS, Marcus | Washington State | TE 2002 | 41 | WYATT, Alvin | Bethune-Cookman | DB | 1970 |
| 17 | WILLIAMS, Mike | USC | WR 2007 | | | — Y — | | |
| 86 | WILLIAMS, Randal | New Hampshire | TE 2005-06 | 26 | YOUNG, Usama | Kent State | DB | 2014 |
| 25 | WILLIAMS, Ricky | Langston | DB 1985, 1987 | 78 | YOUSOU, Frank | Minnesota | T | 1963-65 |
| 89 | WILLIAMS, Rodney | Arizona | WR 1998-99 | | | — Z — | | |
| 86 | WILLIAMS, Roland | Syracuse | TE 2001-02,04 | 74 | ZECHER, Rich | Utah State | T | 1965 |
| 54 | WILLIAMS, Sam | Fresno State | LB 2003-10 | 28 | ZEREOUE, Amos | West Virginia | RB | 2004 |
| 49 | WILLIAMS, Willie | Grambling | DB 1966 | 69 | ZOGG, John | Boise State | G | 1987 |
| 24 | WILLIAMSON, Fred | Northwestern | DB 1961-64 | | | | | |
| 52 | WILLIAMSON, J.R | Louisiana Tech | LB 1964-67 | | | | | |
| 38 | WILLIS, Chester | Auburn | RB 1981-84 | | | | | |
| 98 | WILLIS, Mitch | SMU | DT 1985-88 | | | | | |
| 98 | WILSON, C.J. | East Carolina | DL 2014-15 | | | | | |
| 28 | WILSON, Gibril | Tennessee | DB 2008 | | | | | |



CB Terry McDaniel

ALL-TIME NUMBERS

| No. | PLAYER | SCHOOL | POS | YEARS |
|-----|--------------------|----------------------|-------|-------------|
| 0 | OTTO, Jim* | Miami (Fla.) | C | 1961-74 |
| 1 | CURRY, Ronald* | North Carolina | WR | 2002 |
| 2 | ARAGUZ, Leo | Stephen F. Austin | P | 1996-99 |
| | BROOKS, Aaron | Virginia | QB | 2006 |
| | RUSSELL, JaMarcus | Louisiana State | QB | 2007-09 |
| | PRYOR, Terrelle* | Ohio State | QB | 2013 |
| 3 | AGAJANIAN, Ben | New Mexico | K | 1962 |
| | LAMONICA, Daryle | Notre Dame | QB | 1967-74 |
| | GAMACHE, Vince | Cal State-Northridge | K | 1987 |
| | GEORGE, Jeff | Illinois | QB | 1997-98 |
| | DALUISO, Brad | UCLA | K | 2001 |
| | MIRER, Rick | Notre Dame | QB | 2002-03 |
| | FRYE, Charlie | Akron | QB | 2009 |
| | PALMER, Carson | USC | QB | 2011-12 |
| 4 | DePOYSTER, Jerry | Wyoming | K | 1971-72 |
| | STEINFORT, Fred | Boston College | K | 1976 |
| | HARDY, David | Texas A&M | K | 1987 |
| | CARR, Derek | Fresno State | QB | 2014-15 |
| 5 | BREECH, Jim | California | K | 1978-79 |
| | TALLEY, Stan | TCU | K | 1987 |
| | FORD, Cole | USC | K | 1995-97 |
| | HUSTED, Michael | Virginia | K | 1999 |
| | CONWAY, Brett | Penn State | K | 2000 |
| | COLLINS, Kerry | Penn State | QB | 2004-05 |
| | GRADKOWSKI, Bruce | Toledo | QB | 2009-10 |
| 6 | JAKOWENKO, George | Syracuse | K | 1974 |
| | WILSON, Marc | BYU | QB | 1980-87 |
| | GOSSETT, Jeff* | Eastern Illinois | P | 1988-90 |
| | NEDNEY, Joe | San Jose State | K | 1999 |
| | PRYOR, Terrelle* | Ohio State | QB | 2011-12 |
| 7 | PASTORINI, Dan | Santa Clara | QB | 1980 |
| | BEUERLEIN, Steve | Notre Dame | QB | 1988-90 |
| | GOSSETT, Jeff* | Eastern Illinois | P | 1991-96 |
| | KLINGER, David | Houston | QB | 1996-97 |
| | DAVIS, Greg | The Citadel | K | 1998 |
| | JOHNSON, Rob | USC | QB | 2003 |
| | LOSMAN, J.P. | Tulane | QB | 2009 |
| | BOLLER, Kyle | California | QB | 2010-11 |
| | LEINART, Matt | USC | QB | 2012 |
| | KING, Marquette | Fort Valley State | P | 2013-15 |
| 8 | GUY, Ray | SMU | K | 1973-86 |
| | TUIASOPO, Marques | Washington | QB | 2001-06, 08 |
| | CULPEPPER, Daunte | UCF | QB | 2007 |
| | CAMPBELL, Jason | Auburn | QB | 2010-11 |
| | SCHAUB, Matt | Virginia | QB | 2014 |
| 9 | HOBERT, Billy Joe | Washington | QB | 1995-96 |
| | LECHLER, Shane | Texas A&M | P | 2000-12 |
| 10 | PARILLI, Babe | Kentucky | QB | 1960 |
| | MERCER, Mike | Northern Arizona | K | 1963-66 |
| | DICKEY, Eldridge | Tennessee State | WR | 1968-71 |
| | BAHR, Chris | Penn State | K | 1980-88 |
| | SCHROEDER, Jay* | UCLA | QB | 1992 |
| | STEMKE, Kevin | Wisconsin | P | 2002 |
| | FRANCIS, Carlos | Texas Tech | WR | 2004-05 |
| | HOLLAND, Jonathan* | Louisiana Tech | WR-DB | 2008 |
| | HAGAN, Derek* | Arizona State | WR | 2012 |
| | JENKINS, Greg | Alabama State | WR | 2013 |
| | ROBERTS, Seth | West Alabama | WR | 2015 |

| | | | | |
|----|----------------------|-------------------|------|----------------|
| 11 | HEINRICH, Don | Washington | QB | 1962 |
| | EISCHEID, Mike | Upper Iowa | K | 1966-71 |
| | HUMM, David | Nebraska | QB | 1975-79, 83-84 |
| | EVANS, Vince | USC | QB | 1987-95 |
| | JANKOWSKI, Sebastian | Florida State | K | 2000-15 |
| 12 | LARSON, Paul | California | QB | 1960 |
| | PAPAS, Nick | Fresno State | QB | 1961 |
| | GALLEGO, Chon | San Jose State | QB | 1962 |
| | GREEN, Charley | Wittenberg | QB | 1966 |
| | STABLER, Ken | Alabama | QB | 1970-79 |
| | HILGER, Rusty | Oklahoma State | QB | 1985-87 |
| | MARINOVICH, Todd | USC | QB | 1991-92 |
| | HOLLAS, Donald | Rice | QB | 1997-98 |
| | GANNON, Rich | Delaware | QB | 1999-04 |
| | McCOWN, Josh | Sam Houston State | QB | 2007 |
| | HEYWARD-BEY, Darius* | Maryland | WR | 2009 |
| | FORD, Jacoby | Clemson | WR | 2010-13 |
| | BUTLER, Brice* | San Diego State | WR | 2014 |
| 13 | LAWRENCE, Larry | Iowa | QB | 1974-75 |
| | SHERMAN, Rod* | USC | WR | 1969-71 |
| | SCHROEDER, Jay* | UCLA | QB | 1988-91 |
| | BUCHANON, William | USC | WR | 2006 |
| | FIGURS, Yamon | Kansas State | WR | 2010 |
| | ROSS, Jeremy | California | WR | 2015 |
| 14 | ENIS, Hunter | TCU | QB | 1962 |
| | BILETNIKOFF, Fred* | Florida State | WR | 1965-66 |
| | MANN, Errol | North Dakota | K | 1976-78 |
| | HOYING, Bobby | Ohio State | QB | 1999-01 |
| | McFOY, Chris | USC | WR | 2007 |
| | McGLOIN, Matt | Penn State | QB | 2013-15 |
| 15 | FLORES, Tom | Pacific | QB | 1960-61, 63-66 |
| | RAE, Mike | USC | QB | 1976-78 |
| | WARE, Tim | USC | WR | 1989 |
| | HOSTETLER, Jeff | West Virginia | QB | 1993-96 |
| | STONE, John* | Wake Forest | WR | 2004 |
| | HIGGINS, Johnnie Lee | UTEP | WR | 2007-10 |
| | FLYNN, Matt | LSU | QB | 2013 |
| | CRABTREE, Michael | Texas Tech | WR | 2015 |
| 16 | BLANDA, George | Kentucky | QB-K | 1967-75 |
| | PLUNKETT, Jim | Stanford | QB | 1978-86 |
| | CAMARILLO, Rich | Washington | P | 1996 |
| | WILSON, Wade | East Texas State | QB | 1998-99 |
| | PEETE, Rodney | USC | QB | 2000-01 |
| | WALTER, Andrew | Arizona State | QB | 2005-08 |
| 17 | REYNOLDS, M.C | Louisiana State | QB | 1962 |
| | GROSSART, Kyle | Oregon State | QB | 1980 |
| | WOLFF, Scott | Mt. Union | QB | 1987 |
| | MARTIN, Tee | Tennessee | QB | 2003 |
| | DWIGHT, Tim | Iowa | WR | 2007 |
| | WILLIAMS, Mike | USC | WR | 2007 |
| | MOORE, Denarius | Tennessee | WR | 2011-14 |
| 18 | WOOD, Dick | Auburn | QB | 1965 |
| | JAEGER, Jeff | Washington | K | 1989-95 |
| | MOSS, Randy | Marshall | WR | 2005-06 |
| | MURPHY, Louis | Florida | WR | 2009-11 |
| | HOLMES, Andre | Hillsdale | WR | 2013-15 |
| 19 | DAVIDSON, Cotton | Baylor | QB | 1962-69 |
| | WILLIAMS, David | Illinois | WR | 1987 |
| | MORANT, Johnnie | Syracuse | WR | 2004-06 |
| | TAYLOR, Travis | Florida | WR | 2007 |
| | WATKINS, Todd | BYU | WR | 2008-09 |
| | BUTLER, Brice* | San Diego State | WR | 2013 |
| | BROWN, Vincent | San Diego State | WR | 2014 |
| | THIGPEN, Marcus | Indiana | WR | 2015 |

ALL-TIME NUMBERS

| | | | | | | | | | | |
|-------------------------|---------------------|----------------------|---------------|--------------------|--------------------|----------------------|----------------------|------------|---------------|---------|
| 20 | FULLER, Charles | San Francisco State | RB | 1961-62 | CARR, Chris | Boise State | DB | 2005-07 | | |
| | SIMPSON, Willie | San Francisco State | RB | 1962 | HALL, DeAngelo | Virginia Tech | DB | 2008 | | |
| | POWERS, Warren | Nebraska | DB | 1963-68 | HOLLAND, Jonathan* | Louisiana Tech | WR-DB | 2009 | | |
| | ALLEN, Jackie | Baylor | RB | 1969 | WARE, Jeremy | Michigan State | DB | 2010 | | |
| | WARREN, Jimmy* | Illinois | DB | 1970-74 | VAN DYKE, DeMarcus | Miami (Fla.) | DB | 2011 | | |
| | COLZIE, Neal | Ohio State | DB | 1975-78 | HANSON, Joselio | Texas Tech | DB | 2012 | | |
| | HIPP, I.M | Nebraska | RB | 1980 | PORTER, Tracy | Indiana | DB | 2013 | | |
| | WATTS, Ted | Texas Tech | DB | 1981-84 | BROWN, Tarell | Texas | DB | 2014 | | |
| | CARR, Chetti | NW Oklahoma | WR | 1987 | 24 | KEYES, Bob | San Diego | RB | 1960 | |
| | TEAL, Willie | Louisiana State | DB | 1987 | | WILLIAMSON, Fred | Northwestern | DB | 1961-64 | |
| | McCLEMORE, Chris | Arizona | RB | 1987-88 | | BROWN, Willie | Grambling | DB | 1967-78 | |
| | PRICE, Dennis | UCLA | DB | 1988-89 | | HARKEY, Lance | Illinois | DB | 1987 | |
| | LEWIS, Tahaun | Nebraska | DB | 1991 | | BROWN, Ron | Arizona State | DB-KR | 1990 | |
| | HOSKINS, Derrick | Southern Mississippi | DB | 1992-95 | | BATES, Patrick* | Texas A&M | DB | 1994 | |
| | CARTER, Perry | Mississippi | DB | 1996-98 | | BROWN, Larry | TCU | DB | 1996-97 | |
| | JAMES, Tory | LSU | DB | 2000-02 | | WOODSON, Charles | Michigan | DB | | |
| | FARGAS, Justin* | USC | RB | 2003-05 | | | | | 1998-05,13-15 | |
| ECHEMANDU, Adimchinobi* | California | RB | 2006 | HUFF, Michael | | Texas | DB | 2006-12 | | |
| McFADDEN, Darren | Arkansas | RB | 2008-14 | 25 | TERESA, Tony | San Jose State | RB | 1960 | | |
| ALLEN, Nate | South Florida | DB | 2015 | | VALDEZ, Vernon | San Diego | DB | 1962 | | |
| 21 | FLEMING, George | Washington | RB | | 1961 | GIBSON, Claude | North Carolina State | DB | 1963-65 | |
| | LEWIS, Harold | Houston | RB | | 1962 | BILETNIKOFF, Fred* | Florida State | WR | 1967-78 | |
| | DORSEY, Dick | USC | WR | | 1962 | PHILLIPS, Irvin | Arkansas Tech | DB | 1983 | |
| | MINGO, Gene | None | K | | 1964-65 | WILLIAMS, Ricky | Langston | DB | 1985,87 | |
| | BIRD, Rodger | Kentucky | DB | | 1966-68 | LAND, Dan | Albany State | DB | 1989-97 | |
| | BRANCH, Cliff | Colorado | WR | | 1972-85 | PRIOR, Anthony | Washington State | DB | 1998 | |
| | CALHOUN, Rick | Cal State-Fullerton | RB | | 1987 | GARNER, Charlie | Tennessee | RB | 2001-03 | |
| | FELLOWS, Ron | Missouri | DB | | 1987-88 | WALKER, Denard | LSU | DB | 2004-05 | |
| | LEWIS, Garry | Alcorn State | DB | | 1990-91 | FARGAS, Justin* | USC | RB | 2006-09 | |
| | MONTGOMERY, Tyrone | Mississippi | RB | | 1993-94 | CARTWRIGHT, Rock | Kansas State | RB | 2010-11 | |
| | CARRINGTON, Darren | Northern Arizona | DB | | 1996 | GOODSON, Mike | Texas A&M | RB | 2012 | |
| | ALLEN, Eric | Arizona State | DB | | 1998-01 | HAYDEN, DJ | Houston | DB | 2013-15 | |
| 22 | ASOMUGHA, Nnamdi | California | DB | 2003-10 | 26 | McFARLANE, Nyle | BYU | DE | 1960 | |
| | SHEPPARD, Lito | Florida | DB | 2011 | | WILSON, Nemiah* | Grambling | DB | 1968-70 | |
| | BARTELL, Ron | Howard | DB | 2012 | | THOMAS, Skip | USC | DB | 1972-77 | |
| | JENKINS, Mike | South Florida | CB | 2013 | | HAWKINS, Clarence | Florida A&M | RB | 1979 | |
| | JONES-DREW, Maurice | UCLA | RB | 2014 | | MOODY, Keith | Syracuse | DB | 1980 | |
| | McDONALD, Dexter | Kansas | DB | 2015 | | McELROY, Vann | Baylor | DB | 1982-90 | |
| | 23 | CROW, Wayne | California | RB-DB | | 1960-61 | KAUFMAN, Napoleon | Washington | RB | 1995-00 |
| | | MONTALBO, Mel | Utah State | DB | | 1962 | WOODSON, Rod | Purdue | DB | 2002-03 |
| | | GUY, Louie | Mississippi | DB | | 1964 | ROUTT, Stanford | Houston | DB | 2005-11 |
| | | TODD, Larry | Arizona State | RB | | 1965-70 | LEE, Pat | Auburn | DB | 2012 |
| | | WARREN, Jimmy* | Illinois | DB | | 1977 | YOUNG, Usama | Kent State | DB | 2013-14 |
| | | WHITTINGTON, Arthur | SMU | RB | | 1978-81 | HELU Jr., Roy | Nebraska | RB | 2015 |
| HAYNES, Mike | | Arizona State | DB | 1983-89 | 27 | CANNAVINO, Joe | Ohio State | DB | 1960-61 | |
| CRAIG, Roger | | Nebraska | RB | 1991 | | BOYNTON, George | East Texas State | DB | 1962 | |
| WILLIAMS, Harvey | | LSU | RB-TE | 1994-98 | | MOSTARDI, Rich | Kent State | DB | 1962 | |
| MINCY, Charles | | Washington | DB | 1999 | | KRAKOSKI, Joe | Illinois | DB | 1963-66 | |
| SHAW, Terrance | | Stephen F. Austin | DB | 2002-03 | | ELLISON, Glenn | Arkansas | RB | 1971 | |
| HILL, Renaldo | | Michigan State | CB | 2005 | | SMITH, Ron | Wisconsin | DB | 1974 | |
| STARKS, Duane | Miami (Fla.) | CB | 2006-07 | RICH, Randy | | New Mexico | DB | 1978 | | |
| MILLER, Justin | Clemson | DB | 2008-09 | HAWKINS, Frank | | Nevada | RB | 1981-87 | | |
| RUSSELL, Gary | Minnesota | RB | 2009 | GAINER, Derrick | | Florida A&M | RB | 1992 | | |
| McFADDEN, Walter | Auburn | CB | 2010 | JONES, Calvin* | | Nebraska | RB | 1994 | | |
| JONES, Taiwan | Eastern Wash. | RB-DB | 2011-15 | BRANCH, Calvin | | Colorado State | DB | 1997-00,05 | | |
| 24 | LARSCHEID, Jack | Pacific | RB | 1960-61 | | SCOTT, Carey* | Kentucky State | DB | 2002 | |
| | RIVERA, Hank | Oregon State | DB | 1962 | JENKINS, Ronney | Northern Arizona | RB-KR | 2003 | | |
| | DICKINSON, Bo | Southern Miss. | RB | 1964 | REDMOND, J.R | Arizona State | RB | 2003-04 | | |
| | SHERMAN, Rod* | USC | WR | 1967 | WASHINGTON, Fabian | Nebraska | CB | 2005-07 | | |
| | SMITH, Charles | Utah | RB | 1968-74 | BAKER, Rashad | Tennessee | DB | 2007-08 | | |
| | HART, Harold* | Texas Southern | RB | 1978 | BROWN, Stevie | Michigan | DB | 2010 | | |
| | McKINNEY, Odis | Colorado | DB | 1980-86 | GIORDANO, Matt | California | DB | 2011-12 | | |
| | HORTON, Ethan* | North Carolina | RB-TE | 1987 | JENNINGS, Rashad | Liberty | RB | 2013 | | |
| | CRUDUP, Derrick | Oklahoma | DB | 1989,91 | ROGERS, Carlos | Auburn | DB | 2014 | | |
| | SEALE, Sam* | W. State (Colo.) | WR-DB | 1992 | MAYS, Taylor | USC | DB | 2015 | | |
| | JORDAN, Randy* | North Carolina | RB | 1993 | 25 | TERESA, Tony | San Jose State | RB | 1960 | |
| | LYONS, Lamar | Washington | RB | 1996 | | VALDEZ, Vernon | San Diego | DB | 1962 | |
| WASHINGTON, Lionel* | Tulane | DB | 1997 | GIBSON, Claude | | North Carolina State | DB | 1963-65 | | |
| GORDON, Darrien | Stanford | DB | 1999-00,02 | BILETNIKOFF, Fred* | | Florida State | WR | 1967-78 | | |
| POPE, Marquez* | Fresno State | DB | 2000 | PHILLIPS, Irvin | | Arkansas Tech | DB | 1983 | | |
| HILL, Madre | Arkansas | RB | 2002 | WILLIAMS, Ricky | | Langston | DB | 1985-87 | | |
| ANDERSON, Marques | UCLA | DB | 2004 | LAND, Dan | | Albany State | DB | 1989-97 | | |
| 25 | FLEMING, George | Washington | RB | 1961 | | PRIOR, Anthony | Washington State | DB | 1998 | |
| | LEWIS, Harold | Houston | RB | 1962 | | GARNER, Charlie | Tennessee | RB | 2001-03 | |
| | DORSEY, Dick | USC | WR | 1962 | | WALKER, Denard | LSU | DB | 2004-05 | |
| | MINGO, Gene | None | K | 1964-65 | | FARGAS, Justin* | USC | RB | 2006-09 | |
| | BIRD, Rodger | Kentucky | DB | 1966-68 | | CARTWRIGHT, Rock | Kansas State | RB | 2010-11 | |
| | BRANCH, Cliff | Colorado | WR | 1972-85 | GOODSON, Mike | Texas A&M | RB | 2012 | | |
| | CALHOUN, Rick | Cal State-Fullerton | RB | 1987 | HAYDEN, DJ | Houston | DB | 2013-15 | | |
| | FELLOWS, Ron | Missouri | DB | 1987-88 | 26 | McFARLANE, Nyle | BYU | DE | 1960 | |
| | LEWIS, Garry | Alcorn State | DB | 1990-91 | | WILSON, Nemiah* | Grambling | DB | 1968-70 | |
| | MONTGOMERY, Tyrone | Mississippi | RB | 1993-94 | | THOMAS, Skip | USC | DB | 1972-77 | |
| | CARRINGTON, Darren | Northern Arizona | DB | 1996 | | HAWKINS, Clarence | Florida A&M | RB | 1979 | |
| | ALLEN, Eric | Arizona State | DB | 1998-01 | | MOODY, Keith | Syracuse | DB | 1980 | |
| ASOMUGHA, Nnamdi | California | DB | 2003-10 | McELROY, Vann | | Baylor | DB | 1982-90 | | |
| SHEPPARD, Lito | Florida | DB | 2011 | KAUFMAN, Napoleon | | Washington | RB | 1995-00 | | |
| BARTELL, Ron | Howard | DB | 2012 | WOODSON, Rod | | Purdue | DB | 2002-03 | | |
| JENKINS, Mike | South Florida | CB | 2013 | ROUTT, Stanford | | Houston | DB | 2005-11 | | |
| JONES-DREW, Maurice | UCLA | RB | 2014 | LEE, Pat | | Auburn | DB | 2012 | | |
| McDONALD, Dexter | Kansas | DB | 2015 | YOUNG, Usama | | Kent State | DB | 2013-14 | | |
| 26 | CROW, Wayne | California | RB-DB | 1960-61 | | HELU Jr., Roy | Nebraska | RB | 2015 | |
| | MONTALBO, Mel | Utah State | DB | 1962 | 27 | CANNAVINO, Joe | Ohio State | DB | 1960-61 | |
| | GUY, Louie | Mississippi | DB | 1964 | | BOYNTON, George | East Texas State | DB | 1962 | |
| | TODD, Larry | Arizona State | RB | 1965-70 | | MOSTARDI, Rich | Kent State | DB | 1962 | |
| | WARREN, Jimmy* | Illinois | DB | 1977 | | KRAKOSKI, Joe | Illinois | DB | 1963-66 | |
| | WHITTINGTON, Arthur | SMU | RB | 1978-81 | | ELLISON, Glenn | Arkansas | RB | 1971 | |
| | HAYNES, Mike | Arizona State | DB | 1983-89 | | SMITH, Ron | Wisconsin | DB | 1974 | |
| | CRAIG, Roger | Nebraska | RB | 1991 | | RICH, Randy | New Mexico | DB | 1978 | |
| | WILLIAMS, Harvey | LSU | RB-TE | 1994-98 | | HAWKINS, Frank | Nevada | RB | 1981-87 | |
| | MINCY, Charles | Washington | DB | 1999 | | GAINER, Derrick | Florida A&M | RB | 1992 | |
| | SHAW, Terrance | Stephen F. Austin | DB | 2002-03 | | JONES, Calvin* | Nebraska | RB | 1994 | |
| | HILL, Renaldo | Michigan State | CB | 2005 | | BRANCH, Calvin | Colorado State | DB | 1997-00,05 | |
| STARKS, Duane | Miami (Fla.) | CB | 2006-07 | SCOTT, Carey* | | Kentucky State | DB | 2002 | | |
| MILLER, Justin | Clemson | DB | 2008-09 | JENKINS, Ronney | Northern Arizona | RB-KR | 2003 | | | |
| RUSSELL, Gary | Minnesota | RB | 2009 | REDMOND, J.R | Arizona State | RB | 2003-04 | | | |
| McFADDEN, Walter | Auburn | CB | 2010 | WASHINGTON, Fabian | Nebraska | CB | 2005-07 | | | |
| JONES, Taiwan | Eastern Wash. | RB-DB | 2011-15 | BAKER, Rashad | Tennessee | DB | 2007-08 | | | |
| 27 | LARSCHEID, Jack | Pacific | RB | 1960-61 | BROWN, Stevie | Michigan | DB | 2010 | | |
| | RIVERA, Hank | Oregon State | DB | 1962 | GIORDANO, Matt | California | DB | 2011-12 | | |
| | DICKINSON, Bo | Southern Miss. | RB | 1964 | JENNINGS, Rashad | Liberty | RB | 2013 | | |
| | SHERMAN, Rod* | USC | WR | 1967 | ROGERS, Carlos | Auburn | DB | 2014 | | |
| | SMITH, Charles | Utah | RB | 1968-74 | MAYS, Taylor | USC | DB | 2015 | | |
| | HART, Harold* | Texas Southern | RB | 1978 | 25 | TERESA, Tony | San Jose State | RB | 1960 | |
| | McKINNEY, Odis | Colorado | DB | 1980-86 | | VALDEZ, Vernon | San Diego | DB | 1962 | |
| | HORTON, Ethan* | North Carolina | RB-TE | 1987 | | GIBSON, Claude | North Carolina State | DB | 1963-65 | |
| | CRUDUP, Derrick | Oklahoma | DB | 1989,91 | | BILETNIKOFF, Fred* | Florida State | WR | 1967-78 | |
| | SEALE, Sam* | W. State (Colo.) | WR-DB | 1992 | | PHILLIPS, Irvin | Arkansas Tech | DB | 1983 | |
| | JORDAN, Randy* | North Carolina | RB | 1993 | | WILLIAMS, Ricky | Langston | DB | 1985-87 | |
| | LYONS, Lamar | Washington | RB | 1996 | | LAND, Dan | Albany State | DB | 1989-97 | |
| WASHINGTON, Lionel* | Tulane | DB | 1997 | PRIOR, Anthony | | Washington State | DB | 1998 | | |
| GORDON, Darrien | Stanford | DB | 1999-00,02 | GARNER, Charlie | | Tennessee | RB | 2001-03 | | |
| POPE, Marquez* | Fresno State | DB | 2000 | WALKER, Denard | | LSU | DB | 2004-05 | | |
| HILL, Madre | Arkansas | RB | 2002 | FARGAS, Justin* | | USC | RB | 2006-09 | | |
| ANDERSON, Marques | UCLA | DB | 2004 | CARTWRIGHT, Rock | | Kansas State | RB | 2010-11 | | |

ALL-TIME NUMBERS

| | | | | | | | | | |
|-----------|--------------------|----------------------|-------|----------|-----------|----------------------|----------------------|----|-------------|
| 28 | MACON, Ed | Pacific | DB | 1960 | 33 | MAYBERRY, Doug | Utah State | RB | 1963 |
| | GARNER, Bob | Fresno State | DB | 1961-62 | | CANNON, Billy | Louisiana State | TE | 1964-69 |
| | DAVIS, Clarence | USC | RB | 1971-78 | | CARTER, Louis | Maryland | RB | 1975 |
| | HARRISON, Dwight | Texas A&I | DB | 1980 | | JENNINGS, Rick | Maryland | WR | 1976-77 |
| | MONTGOMERY, Cleo | Abilene Christian | RB-WR | 1981-85 | | KING, Kenny | Oklahoma | RB | 1980-85 |
| | HARRISON, Rob | Sacramento State | RB | 1987 | | ELLIS, Craig | San Diego State | RB | 1987 |
| | BELL, Greg | Notre Dame | RB | 1990 | | WILLIAMS, Demise | Oklahoma State | DB | 1987 |
| | ROBINSON, Greg | NE Louisiana | RB | 1993-94 | | ANDERSON, Eddie | Fort Valley State | DB | 1987-97 |
| | JORDAN, Randy | North Carolina | RB | 1998-02 | | BROOKS, Bucky | North Carolina | DB | 1998 |
| | SHABAZZ, Siddeeq | New Mexico State | DB | 2003 | | DORSETT, Anthony | Pittsburgh | DB | 2000-03 |
| | ZEREOUE, Amos | West Virginia | RB | 2004 | | EASY, Omar | Penn State | RB | 2005 |
| | WARD, B.J. | Florida State | DB | 2007 | | RHODES, Dominic | Midwestern State | RB | 2007 |
| | WILSON, Gibril | Tennessee | DB | 2008 | | BRANCH, Tyvon | Connecticut | DB | 2008-14 |
| | PORTER, Joe | Rutgers | DB | 2011 | 34 | OTTO, Gus | Missouri | LB | 1965-72 |
| | ADAMS, Phillip | South Carolina State | DB | 2012-13 | | HART, Harold* | Texas Southern | RB | 1974-75 |
| | MURRAY, Latavius | UCF | RB | 2014-15 | | KUNZ, Terry | Colorado | RB | 1976-77 |
| 29 | HARRIS, John | Santa Monica J.C. | DB | 1960-61 | | RUSSELL, Booker | SW Texas State | RB | 1978-79 |
| | WHITE, Eugene | Florida A&M | RB | 1962 | | PRUITT, Greg | Oklahoma | RB | 1982-84 |
| | SOMMER, Mike | George Washington | RB | 1963 | | McCALLUM, Napoleon* | Navy | RB | 1986 |
| | WILLIAMS, Howie | Howard | DB | 1964-69 | | JACKSON, Bo | Auburn | RB | 1987-90 |
| | PROUT, Bob | Knox College | DB | 1974 | | FENNER, Derrick | North Carolina | RB | 1995-97 |
| | GINN, Hubie | Florida A&M | RB | 1976-78 | | WILLIAMS, Jermaine | Houston | RB | 1998-99 |
| | SMITH, Jimmy | Elon | RB | 1984 | | HASTY, James | Washington State | DB | 2001 |
| | TILLMON, Tony | Texas | DB | 1987 | | BUCHANAN, Ray | Louisville | DB | 2004 |
| | CARTER, Russell | SMU | DB | 1988-89 | | JORDAN, LaMont | Maryland | RB | 2005-07 |
| | DICKERSON, Eric | SMU | RB | 1992 | | DAVIS, Jason | Illinois | RB | 2008 |
| | BATES, Patrick* | Texas A&M | DB | 1993 | | MITCHELL, Mike | Ohio | DB | 2009-12 |
| | LEWIS, Albert | Grambling | DB | 1994-98 | | ATKINSON III, George | Notre Dame | RB | 2014 |
| | TURNER, Eric* | UCLA | DB | 1999 | 35 | KOWALCZYK, Walt | Michigan State | RB | 1961 |
| | WILLIAMS, Brock | Notre Dame | DB | 2004 | | MORROW, Tom | Southern Miss. | DB | 1962-64 |
| | TONGUE, Reggie | Oregon State | S | 2005 | | DIXON, Hewritt | Florida A&M | RB | 1966-70 |
| | BUSH, Michael | Louisville | RB | 2007-11 | | PHILLIPS, Jess | Michigan State | RB | 1975 |
| | ROSS, Brandian | Youngstown State | DB | 2012-14 | | ROBISKIE, Terry | Louisiana State | RB | 1977-79 |
| | AMERSON, David | North Carolina State | DB | 2015 | | O'STEEN, Dwayne | San Jose State | DB | 1980-81 |
| 30 | HAGBERG, Roger | Minnesota | RB | 1965-69 | | SMITH, Steve | Penn State | RB | 1987-93 |
| | van EEGHEN, Mark | Colgate | RB | 1974-81 | | ASKA, Joe | Central Oklahoma | RB | 1995-97 |
| | TORAN, Stacey | Notre Dame | DB | 1984-88 | | TERRELL, David | UTEP | DB | 2004 |
| | NEWMAN, Anthony | Oregon | DB | 1998-99 | | BOWIE, John | Cincinnati | DB | 2007-09 |
| | SCHWEIGERT, Stuart | Purdue | DB | 2004-07 | | CHEKWA, Chimdi | Ohio State | DB | 2011-14 |
| | BOYD, Jerome | Oregon | DB | 2009, 11 | | McDONALD, Dewey | California (Pa.) | DB | 2015 |
| 31 | LOTT, Billy | Mississippi | RB | 1960 | 36 | DANIELS, Clem | Prairie View | RB | 1961-67 |
| | SCHMAUTZ, Ray | San Diego State | LB | 1966 | | EDWARDS, Lloyd | San Diego State | TE | 1969 |
| | TATUM, Jack* | Ohio State | DB | 1971-73 | | HUDSON, Bob | NE Oklahoma | RB | 1973-74 |
| | GARRETT, Carl | NM Highlands | RB | 1976-77 | | MOORE, Manfred | USC | RB | 1976 |
| | JENSEN, Derrick | Texas Arlington | RB-TE | 1979-86 | | DAVIS, Mike | Colorado | DB | 1978-85 |
| | PORTER, Kerry | Washington State | RB | 1989 | | HILL, Greg | Oklahoma State | DB | 1987 |
| | DIXON, Rickey | Oklahoma | DB | 1993 | | McDANIEL, Terry | Tennessee | DB | 1988-97 |
| | KING, Joe | Oklahoma State | DB | 1995 | | GIBSON, Derrick | Florida State | DB | 2001-06 |
| | LEVITT, Chad | Cornell | RB | 1997 | | GRIFFITH, Justin | Mississippi State | RB | 2007-08 |
| | PERRYMAN, Raymond | Northern Arizona | DB | 2001 | | PARKER, Ron | Newberry | DB | 2011 |
| | BUCHANON, Phillip | Miami (Fla.) | DB | 2002-04 | | SPENCER, Shawntae | Pittsburgh | DB | 2012 |
| | EUGENE, Hiram | Louisiana Tech | DB | 2007-10 | | DOWLING, Ras-I | Virginia | DB | 2014 |
| | FRANCIS, Coye | San Jose State | DB | 2012 | 37 | MILLER, Alan | Boston College | RB | 1961-63, 65 |
| | THORPE, Neiko | Auburn | DB | 2014-15 | | RIDLEHUBER, Preston | Georgia | RB | 1968 |
| 32 | JONES, Jim | Washington | LB | 1961 | | MacKINNON, Jacque | Colgate | TE | 1970 |
| | RIEVES, Charles* | Houston | LB | 1962 | | REINFELDT, Mike | Wisconsin, Milwaukee | DB | 1976 |
| | SHAW, Glenn | Kentucky | RB | 1963-64 | | HAYES, Lester | Texas A&M | DB | 1977-86 |
| | JACKSON, Bobby | New Mexico State | RB | 1964 | | LLOYD, Doug | North Dakota State | RB | 1991 |
| | JACKSON, Richard | Southern | LB | 1966 | | TRAPP, James | Clemson | DB | 1993-98 |
| | HIGHSMITH, Don | Michigan State | RB | 1970-72 | | HARRIS, Johnnie | Mississippi State | DB | 1999-01 |
| | TATUM, Jack* | Ohio State | DB | 1974-79 | | SCOTT, Carey* | Kentucky State | DB | 2003 |
| | ALLEN, Marcus | USC | RB | 1982-92 | | JOHNSON, Chris | Louisville | DB | 2007-11 |
| | CROCKETT, Zack | Florida State | RB | 1999-06 | | CASEY, Chance | Baylor | CB | 2013-14 |
| | WADDELL, Michael | North Carolina | DB | 2008 | | McDONALD, Tevin | Eastern Wash. | DB | 2015 |
| | BENNETT, Michael | Wisconsin | RB | 2010 | | | | | |
| | McCANN, Bryan | SMU | DB | 2011 | | | | | |
| | STEWART, Jeremy | Stanford | RB | 2012-13 | | | | | |
| | LAMBERT, Keenan | Norfolk State | DB | 2015 | | | | | |

ALL-TIME NUMBERS

| | | | | | | | | | |
|-----------|----------------------|-----------------------|-------|---------|-----------|----------------------|--------------------|-------|---------|
| 38 | SMITH, James | Compton J.C. | RB | 1960 | 44 | DOUGHERTY, Bob | Kentucky | LB | 1960-63 |
| | BANKS, Estes | Colorado | RB | 1967 | | GILLET, Fred | Los Angeles State | TE | 1964 |
| | KOY, Ted | Texas | TE | 1970 | | HUBBARD, Marv* | Colgate | RB | 1970-75 |
| | BESS, Rufus | South Carolina St. | DB | 1979 | | OWENS, Burgess | Miami (Fla.) | DB | 1980-82 |
| | WILLIS, Chester | Auburn | RB | 1981-84 | | ADAMS, Stefon | East Carolina | DB | 1986-89 |
| | HILL, Rod | Kentucky State | DB | 1987 | | WAYMER, Dave | Notre Dame | DB | 1992 |
| | BELL, Nick | Iowa | RB | 1991-93 | | RATHMAN, Tom | Nebraska | RB | 1994 |
| | WALKER, Marquis | Southern Missouri | DB | 1998-99 | | JONES, Calvin* | Nebraska | RB | 1995 |
| | LOVE, Clarence | Toledo | DB | 2002-03 | | HETHERINGTON, Chris | Yale | FB | 2003-04 |
| | POOLE, Tyrone | Fort Valley State | CB | 2006 | | LAWTON, Luke | McNeese State | RB | 2008-09 |
| | EHEMANDU, Adimchobi* | California | RB | 2007 | | NDUKWE, Chinedum | Notre Dame | DB | 2011 |
| | NELMS, Cory | Miami (Fla.) | DB | 2012 | | SCHMITT, Owen | West Virginia | RB | 2012 |
| | CARRIE, TJ | Ohio | DB | 2014-15 | | | | | |
| 39 | URENDA, Herman | Pacific | WR | 1963 | 45 | McMILLIN, Jim | Colorado State | DB | 1963-64 |
| | ATKINS, Pervis | New Mexico State | WR | 1965-66 | | GRAYSON, David | Oregon | DB | 1965-70 |
| | HUBBARD, Marv* | Colgate | RB | 1969 | | SLOUGH, Greg* | USC | LB | 1972 |
| | STRACHAN, Steve | Boston College | RB | 1985-89 | | WILLIAMS, Henry | San Diego State | DB | 1979 |
| | HALL, Willie | USC | LB | 1975-78 | | SPIVEY, Mike | Colorado | DB | 1980 |
| | SMITH, Kevin* | UCLA | TE | 1992-93 | | DAVIS, James | Southern | DB | 1982-87 |
| | PICKENS, Bruce | Nebraska | DB | 1995 | | HARDEN, Mike | Michigan | DB | 1989-90 |
| | JENNINGS, Brandon | Texas A&M | DB | 2000-02 | | FULCHER, David | Arizona State | LB | 1993 |
| | McGILL, Keith | Utah | DB | 2014-15 | | BUNCH, Jarrod | Michigan | RB | 1994 |
| | | | | | | HALL, Tim | Robert Morris | RB | 1996-97 |
| | | | | | | REECE, Marcel | Washington | RB | 2008-15 |
| | | | | | | | | | |
| | | | | | | | | | |
| 40 | ROBERSON, Bo | Cornell | WR | 1962-65 | 46 | JOYNER, L.C. | Diablo Valley J.C. | DB | 1960 |
| | BANASZAK, Pete | Miami (Fla.) | RB | 1966-78 | | REYNOLDS, Billy | Pittsburgh | RB | 1960 |
| | BERNS, Rick | Nebraska | RB | 1982-83 | | COSTA, Dave | Utah | DT | 1963-65 |
| | LEE, Zeph | USC | RB-DB | 1987-89 | | ENYART, Bill | Oregon State | LB | 1971 |
| | WILSON, Marcus | Virginia | RB | 1991 | | BANKSTON, Warren | Tulane | TE | 1973-78 |
| | BRABHAM, Cary | SMU | DB | 1994 | | CHRISTENSEN, Todd | BYU | RB-TE | 1979-88 |
| | RITCHIE, Jon | Stanford | RB | 1998-02 | | DORN, Torin | North Carolina | DB | 1990-93 |
| | COOPER, Jarrod | Kansas State | DB | 2004-07 | | KIDD, Carl | Arkansas | DB | 1995-96 |
| | RANKIN, Louis | Washington | RB | 2009 | | O'NEAL, Oren | Arkansas State | FB | 2007-09 |
| | | | | | | | | | |
| | | | | | | | | | |
| | | | | | | | | | |
| | | | | | | | | | |
| 41 | RODERICK, John | SMU | WR | 1968 | 47 | BRAVO, Alex | Cal Poly, SLO | DB | 1960-61 |
| | WYATT, Alvin | Bethune-Cookman | DB | 1970 | | McCLOUGHAN, Kent | Nebraska | DB | 1965-70 |
| | VILLAPIANO, Phil | Bowling Green | LB | 1971-79 | | QUEEN, Jeff | Morgan State | RB-TE | 1972-73 |
| | WALKER, Fulton | West Virginia | DB | 1985-86 | | PHILLIPS, Charles | USC | DB | 1975-80 |
| | FOSTER, Ron | Cal State-Northridge | DB | 1987 | | BESSILLIEU, Don | Georgia Tech | DB | 1983,85 |
| | GREENWOOD, David | Wisconsin | DB | 1988 | | BROWNE, Jim | Boston College | RB | 1987 |
| | EDMONDS, Bobby Joe | Arkansas | WR | 1989 | | FRANK, Donald | Winston-Salem | DB | 1994 |
| | McCALLUM, Napoleon* | Navy | RB | 1990-94 | | WHEATLEY, Tyrone | Michigan | RB | 1999-03 |
| | RIDDICK, Louis | Pittsburgh | DB | 1998 | | GAFFORD, Thomas | Houston | LS | 2015 |
| | JOHNSON, Eric | Nebraska | LB-DB | 2000-03 | | | | | |
| | TONGA, Manase | BYU | RB | 2011 | 48 | RIEVES, Charles* | Houston | LB | 1963 |
| | DOWLING, Jonathan | Western Kentucky | DB | 2014 | | BUDNESS, Bill | Boston University | LB | 1964-70 |
| | | | | | | HILL, Kenny | Yale | DB | 1981-83 |
| | | | | | | MUSTAFAA, Najee | Georgia Tech | DB | 1995 |
| | | | | | | DAVISON, Jerone | Arizona State | RB | 1996-97 |
| | | | | | | WILSON, Nemiah* | Grambling | DB | 1971-74 |
| | | | | | | WASHINGTON, Lionel* | Tulane | DB | 1987-94 |
| | | | | | | CHRISTENSEN, Brandon | NW Oklahoma St. | TE | 2002 |
| | | | | | | | | | |
| | | | | | | | | | |
| | | | | | | | | | |
| | | | | | | | | | |
| | | | | | | | | | |
| 42 | CRAIG, Dobie | Howard Payne | WR | 1962-63 | 49 | SIMPSON, Jack* | Mississippi | LB | 1962-63 |
| | MAXWELL, Tom | Texas A&M | DB | 1971-73 | | HERMANN, Dick | Florida State | LB | 1965 |
| | JACKSON, Monte | San Diego State | DB | 1978-82 | | WILLIAMS, Willie | Grambling | DB | 1966 |
| | MUELLER, Vance | Occidental | RB | 1986-90 | | MORRISON, Dave | SW Texas State | DB | 1968 |
| | LOTT, Ronnie | USC | DB | 1991-92 | | WEATHERS, Carl | San Diego State | LB | 1970-71 |
| | LASKEY, Bill | Michigan | LB | 1966-70 | | SIANI, Mike | Villanova | WR | 1972-77 |
| | JACKSON, Steve | Louisiana State | DB | 1977 | | TAYLOR, Billy | Texas Tech | RB | 1982 |
| | BALL, Eric | UCLA | RB | 1995 | | COOPER, Earl | Rice | TE | 1986 |
| | TURNER, Eric* | UCLA | DB | 1997-98 | | JACKSON, Victor | Bowie State | DB | 1987 |
| | RAY, Marcus | Michigan | DB | 1999 | | BENDER, Wes | USC | RB | 1994 |
| | KIRBY, Terry | Virginia | RB | 2000-02 | | POPE, Marquez* | Fresno State | DB | 2001 |
| | NASH, Keyon | Albany State | DB | 2004 | | FOSCHI, John Paul | Georgia Tech | FB | 2005-06 |
| | LEE, ReShard | Middle Tennessee St. | RB | 2006 | | OLAWALE, Jamize | North Texas | RB | 2012-15 |
| | JOHNSON, Shelton | Wisconsin | S | 2013 | | | | | |
| | ASANTE, Larry | Nebraska | DB | 2014-15 | | | | | |
| 43 | COOLBAUGH, Bob | Richmond | WR | 1961 | | | | | |
| | ATKINSON, George | Morris Brown | DB | 1968-77 | | | | | |
| | MATTHEWS, Ira | Wisconsin | RB-WR | 1979-81 | | | | | |
| | McCALL, Joe | Pittsburgh | RB | 1984 | | | | | |
| | SEALE, Sam* | Western State (Colo.) | WR-DB | 1985-87 | | | | | |
| | PATTERSON, Elvis | Kansas | DB | 1990-93 | | | | | |
| | LYNCH, Lorenzo | Sacramento State | DB | 1996-97 | | | | | |
| | COMBS, Derek | Ohio State | DB | 2002 | | | | | |
| | | | | | | | | | |
| | | | | | | | | | |
| | | | | | | | | | |
| | | | | | | | | | |
| | | | | | | | | | |

ALL-TIME NUMBERS

| | | | | | | | | | |
|-----------------|-------------------|-------------------|---------|-----------------|--------------------|--------------------|---------------------|---------|------------|
| 50 | OTTO, Jim* | Miami (Fla.) | C | 1960 | McFADDEN, Marshall | South Carolina St. | LB | 2013 | |
| | SIMPSON, Jack* | Mississippi | LB | 1964 | FILIMOEAU, Bojay | Utah State | LB | 2014 | |
| | BENSON, Duane | Hamline | LB | 1967-71 | TOOMER, Korey | Idaho | LB | 2015 | |
| | DALBY, Dave | UCLA | C-G | 1972-85 | 55 | MORRIS, Riley* | Florida A&M | DE | 1960-61 |
| | BYRD, Darryl* | Illinois | LB | 1987 | | CONNERS, Dan* | Miami (Fla.) | LB | 1966-74 |
| | VANN, Norwood | East Carolina | LB | 1988 | | MILLEN, Matt | Penn State | LB | 1980-88 |
| | WILSON, Otis | Louisville | LB | 1989 | | GORDON, Alex | Cincinnati | LB | 1990 |
| | ELLISON, Riki | USC | LB | 1990-92 | | FOLSTON, James | Northeast Louisiana | LB | 1994-98 |
| | MORTON, Mike | North Carolina | LB | 1995-98 | | BROOKS, Bobby | Fresno State | LB | 1999-01 |
| | BARTON, Eric | Maryland | LB | 1999-03 | | PIERSON, Shurron | South Florida | LB | 2003 |
| | TUIELE, Maugaula | Colorado State | LB | 2004 | | CLARK, Danny | Illinois | LB | 2004-05 |
| | EKEJIUBA, Isaiah | Virginia | LB | 2005-09 | | THOMAS, Robert* | UCLA | LB | 2006-07 |
| | GOETHEL, Travis | Arizona State | LB | 2010-12 | | ALSTON, Jon* | Stanford | LB | 2008-09 |
| | MAIAVA, Kaluka | USC | LB | 2013-14 | McCLAIN, Rolando | Alabama | LB | 2010-12 | |
| | HADLEY, Spencer | BYU | LB | 2014 | MOORE, Sio | Connecticut | LB | 2013-14 | |
| | LOFTON, Curtis | Oklahoma | LB | 2015 | 56 | MATSOS, Arch | Michigan State | LB | 1963-65 |
| 51 | CARROLL, Joe | Pittsburgh | LB | 1972-73 | | OLIVER, Ralph | USC | LB | 1968-69 |
| | BARNES, Rodrigo | Rice | LB | 1976 | | KOEGEL, Warren | Penn State | C | 1971 |
| | NELSON, Bob | Nebraska | LB | 1980-85 | | BARNES, Jeff | California | LB | 1977-87 |
| | LEWIS, Bill | Nebraska | C-G | 1986-89 | | McCOLL, Milt | Stanford | LB | 1988 |
| | BROWNER, Keith | USC | LB | 1987 | | BRUCE, Audray* | Auburn | DE | 1992-94 |
| | WALLACE, Aaron* | Texas A&M | LB-DE | 1990-95 | | SWILLING, Pat | Georgia Tech | DE | 1995-96,98 |
| | JOHNSTONE, Lance | Temple | DE | 1996-00,06 | | MILLS, John Henry | Wake Forest | LB-TE | 1997-98 |
| | JOHNSON, Tim | Youngstown State | LB | 2002-05 | | SWORD, Sam | Michigan | LB | 1999 |
| | MORRIS, Chris* | Michigan State | C-G | 2007-09 | | SMITH, Travian* | Oklahoma | LB | 2002-04 |
| | CURRY, Aaron | Wake Forest | LB | 2011-12 | BURGESS, Derrick | Mississippi | DE | 2005-08 | |
| | CHANNEY, Jamar | Mississippi State | LB | 2014 | NIXON, David | BYU | LB | 2009 | |
| | HEENEY, Ben | Kansas | LB | 2015 | BLACKSTOCK, Darryl | Virginia | LB | 2011 | |
| 52 | BARNES, Larry | Colorado State | LB | 1960 | BURRIS, Miles | San Diego State | LB | 2012-14 | |
| | WILLIAMSON, J.R | Louisiana Tech | LB | 1964-67 | ALEXANDER, Lorenzo | California | LB | 2015 | |
| | HOPKINS, Jerry | Texas A&M | LB | 1968 | 57 | BLANKENSHIP, Greg | Cal State-Hayward | LB | 1976 |
| | WEAVER, Gary | Fresno State | LB | 1973-74 | | McCLANAHAN, Randy | SW Louisiana | LB | 1977,80-82 |
| | RICE, Floyd | Alcorn A&M | LB | 1976-77 | | HUDDLESTON, John | Utah | LB | 1978-79 |
| | WESTBROOKS, Greg | Colorado | LB | 1978-81 | | HAWKINS, Mike | Texas A&I | LB | 1982 |
| | CELOTTO, Mario | USC | LB | 1980-81 | | CALDWELL, Tony | Washington | LB | 1983-85 |
| | ROMANO, Jim | Penn State | C | 1982-84 | | ROBINSON, Jerry | UCLA | LB | 1985-91 |
| | MERRILL, Mark | Minnesota | LB | 1984 | | KELLY, Joe | Washington | LB | 1993 |
| | KING, Linden | Colorado State | LB | 1986-89 | | HOLMBERG, Rob | Penn State | LB | 1994-97 |
| JONES, Mike | Missouri | LB | 1991-96 | WOODEN, Terry | | Syracuse | LB | 1998 | |
| MUIRBROOK, Shay | BYU | LB | 1997 | COLEMAN, Rod | | East Carolina | DT | 1999-03 | |
| | HARVEY, Richard | Tulane | LB | 1998-99 | RIDDLE, Ryan | California | LB | 2005 | |
| | MORRISON, Kirk | San Diego State | LB | 2005-09 | BROWN, Ricky | Boston College | LB | 2006-11 | |
| | GROVES, Quentin | Auburn | LB | 2010-11 | CLAYTON, Keenan | Oklahoma | LB | 2012 | |
| | WHEELER, Philip | Georgia Tech | LB | 2012 | ARMSTRONG, Ray-Ray | Miami (Fla.) | LB | 2014-15 | |
| | WILSON, Martez | Illinois | LB | 2013 | 58 | SLOUGH, Greg* | USC | LB | 1971 |
| | MACK, Khalil | Buffalo | LB | 2014-15 | | JOHNSON, Monte | Nebraska | LB | 1973-80 |
| 53 | BANSVAGE, Al | USC | LB | 1961 | | SQUIREK, Jack | Illinois | LB | 1982-85 |
| | BIRDWELL, Dan | Houston | DT | 1962-69 | | ELLIS, Jim | Boise State | LB | 1987 |
| | MARTIN, Rod | USC | LB | 1977-88 | | SHIPP, Jackie | Oklahoma | LB | 1989 |
| | NOBLE, Mike | Stanford | LB | 1987 | | JIMERSON, A.J | Norfolk State | LB-DE | 1990-91 |
| | FREDRICKSON, Rob | Michigan State | LB | 1994-97 | | FRANKLIN, Keith | South Carolina | LB | 1995 |
| | SMITH, Travian* | Oklahoma | LB | 1998-01 | | DIXON, Ernest | South Carolina | LB | 1998 |
| | ROMANOWSKI, Bill | Boston College | LB | 2002-03 | | ALEXANDER, Elijah | Kansas State | LB | 2000-01 |
| | HOWARD,Thomas | UTEP | LB | 2006-10 | | HARRIS, Napoleon | Northwestern | LB | 2002-04 |
| | GAITHER, Omar | Tennessee | LB | 2012 | CLEMONS, Chris | Georgia | LB-DE | 2007 | |
| | IHENACHO, Carl | San Jose State | LB | 2012 | EDWARDS, Kalimba | South Carolina | DE | 2008 | |
| ROACH, Nick | Northwestern | LB | 2013-14 | NORRIS, Slade | Oregon State | LB | 2009 | | |
| SMITH, Malcolm | USC | LB | 2015 | DAVIS II, Bruce | UCLA | LB | 2010-11 | | |
| 54 | MENDENHALL, Terry | San Diego State | LB | 1971-72 | TOLLEFSON, David | NW Missouri State | DE | 2012 | |
| | DENNER, Mike | Southern Miss. | LB | 1974-75 | ROBINSON, Ryan | Oklahoma State | DE | 2013 | |
| | BONNESS, Rik | Nebraska | LB | 1976 | WOODLEY, LaMarr | Michigan | DE | 2014 | |
| | WATTS, Robert | Boston College | LB | 1978 | BALL, Neiron | Florida | LB | 2015 | |
| | BRACELIN, Greg | California | LB | 1981 | | | | | |
| | PETERSON, Calvin | UCLA | LB | 1982 | | | | | |
| | BYRD, Darryl* | Illinois | LB | 1983-84 | | | | | |
| | McKENZIE, Reggie | Tennessee | LB | 1985-88 | | | | | |
| | DUFAULT, Paul | New Hampshire | C-G | 1987 | | | | | |
| | BENSON, Tom | Oklahoma | LB | 1989-92 | | | | | |
| BIKERT, Greg | Colorado | LB | 1993-01 | | | | | | |
| | WILLIAMS, Sam | Fresno State | LB | 2003-10 | | | | | |
| | SO'OTO, Vic | BYU | LB | 2012 | | | | | |

ALL-TIME NUMBERS

| | | | | | | | | | | |
|-------------------|--------------------|---------------------|------------------|---------------|-------------------|-------------------|----------------------|------------|------------|------|
| 59 | ADAMS, Stanley | Memphis State | LB | 1984 | WALKER, Langston* | California | T-G | 2002-06 | | |
| | KIMMEL, Jamie | Syracuse | LB | 1986-88 | CARLSLE, Cooper | Florida | G | 2007-12 | | |
| | BELL, Anthony | Michigan State | LB | 1992 | JACKSON, Gabe | Mississippi State | G | 2014-15 | | |
| | DYSON, Matt | Michigan | DT-LB | 1995 | 67 | MANOUKIAN, Don | Stanford | G | 1960 | |
| | WALLACE, Aaron* | Texas A&M | LB-DE | 1997-97 | | CAMPBELL, Stan | Iowa State | G | 1962 | |
| | WILLIAMS, K.D | Henderson State | LB | 1999 | | MISCHAK, Bob* | Army | TE-G | 1964-65 | |
| | THOMAS, William | Texas A&M | LB | 2000-01 | | RICE, Harold | Tennessee State | DE | 1971 | |
| | ATKINS, Larry | UCLA | LB | 2003 | | TOOMAY, Pat | Vanderbilt | DE | 1977-79 | |
| | GRANT, DeLawrence* | Oregon State | DE-LB | 2004-05 | | WHEELER, Dwight | Tennessee State | C-T | 1984,87-88 | |
| | CONDO, Jon | Maryland | LS | 2007-15 | | BLACK, Barry | Boise State | G | 1987 | |
| 60 | LOUDERBACK, Tom | San Jose State | LB | 1960-61 | | TURK, Dan | Wisconsin | C | 1989-96 | |
| | CONNERS, Dan* | Miami (Fla.) | LB | 1964-65 | | MARYLAND, Russel* | Miami (Fla.) | DT | 1997-99 | |
| | SISTRUNK, Otis | None | DE-DT | 1972-79 | | STONE, Ron | Boston College | G | 2004-05 | |
| | LILES, Alva | Boise State | DT | 1980 | BOOTHE, Kevin | Cornell | G | 2006,14 | | |
| | MARSH, Curt | Washington | G | 1981-86 | PARSONS, Alex | USC | G-C | 2012 | | |
| | ACKERMAN, Rick* | Memphis State | DT | 1987 | 68 | DITTRICH, John | Wisconsin | G | 1960 | |
| | GRAVES, Rory | Ohio State | T | 1988-91 | | MARINOVICH, Marv | USC | G | 1965 | |
| | LOPER, Daniel | Texas Tech | G | 2010 | | PYLE, Palmer | Michigan State | G | 1966 | |
| 61 | ROEDEL, Herb | Marquette | G | 1961 | | BELL, Joe | Norfolk State | DE | 1979 | |
| | OGAS, Dave | San Diego State | LB | 1968 | | MEDLIN, Dan* | North Carolina State | G | 1979 | |
| | McMATH, Herb | Morningside | DT | 1976 | | ROBINSON, Johnny | Louisiana Tech | DT-DE | 1981-83 | |
| | STALLS, Dave | Northern Colorado | DT | 1983,85 | | WILKERSON, Bruce | Tennessee | G-T | 1987-94,98 | |
| | TAUTOLO, John | UCLA | T | 1987 | | CUNNINGHAM, Rick | Texas A & M | T | 1996-98 | |
| | FREEMAN, Mike | Arizona | G | 1988 | | GRAHAM, Aaron | Nebraska | C | 2001 | |
| | HART, Roy | South Carolina | DT | 1991 | | VELDHEER, Jared | Hillsdale | T-C | 2010-13 | |
| | MORRIS, Chris* | Michigan State | C-G | 2006 | FELICIAN, Jon | Miami (Fla.) | G-C | 2015 | | |
| | WARREN, Gerard | Florida | DT | 2007-09 | 69 | FICCA, Dan | USC | G | 1962 | |
| | WISNIEWSKI, Stefan | Penn State | G-C | 2011-14 | | ZOGG, John | Boise State | G | 1987 | |
| HUDSON, Rodney | Florida State | C | 2015 | MARTEN, James | | Boston College | T | 2008 | | |
| 62 | KRUSE, Bob | Wayne State | G | 1967-68 | BARNES, Khalif | Washington | T | 2009-15 | | |
| | KINLAW, Reggie | Oklahoma | DT | 1979-84 | 70 | JAGIELSKI, Harry | Indiana | DT | 1961 | |
| | REGENT, Shawn | Boston College | C | 1987 | | NICKLAS, Pete | Baylor | T | 1962 | |
| | TREU, Adam | Nebraska | C-G-T | 1997-06 | | KLEIN, Dick | Iowa | T | 1963-64 | |
| | NEWBERRY, Jeremy | California | C | 2007 | | HARVEY, James | Mississippi | G | 1966-71 | |
| 63 | SMITH, Willie | Michigan | G-T | 1961 | | LAWRENCE, Henry | Florida A&M | T | 1974-86 | |
| | SPENCER, Ollie | Kansas | G | 1963 | DAVIS, Scott | Illinois | DE | 1988-91,94 | | |
| | UPSHAW, Gene | Texas A&I | G | 1967-81 | FREEMAN, Russell | Georgia Tech | T | 1995 | | |
| | GESEK, John | Sacramento State | G | 1987-89 | MYLES, Toby | Jackson State | G-T | 2000-01 | | |
| | PYLES, David | Miami (Ohio) | T | 1987 | BADGER, Brad | Stanford | G-T | 2002-06 | | |
| | ROBBINS, Barret | Texas Christian | C | 1995-03 | WALKER, Langston* | California | T-G | 2009-10 | | |
| | MADY, Lamar | Youngstown State | G | 2013 | BERGSTROM, Tony | Utah | G-T | 2012,15 | | |
| | 64 | SABAL, Ron | Purdue | T | 1960-61 | 71 | ROBERTS, Cliff | Illinois | DT | 1961 |
| | | BUEHLER, George | Stanford | G | 1969-78 | | NOVSEK, Joe | Tulsa | DE | 1962 |
| | | JORDAN, Shelby* | Washington (Mo.) | T | 1983 | | TYSON, Richard | Tulsa | G | 1966 |
| DICKERSON, Andy | | California Lutheran | G | 1987 | DOTSON, Al | | Grambling | DT | 1968-70 | |
| MIRALDI, Dean | | Utah | G | 1987 | KORVER, Kelvin | | Northwestern (Iowa) | DT | 1973-75 | |
| BROWN, Ron* | | USC | DE | 1988 | MASON, Lindsey | | Kansas | T | 1978-81 | |
| PEAT, Todd | | Northern Illinois | G | 1990,92-93 | PICKEL, Bill | | Rutgers | DT-DE | 1983-90 | |
| JENKINS, Robert | | UCLA | T | 1994-96 | PATTEN, Joel | | Duke | T | 1991 | |
| DINAPOLI, Gennaro | | Virginia Tech | G | 1998-99 | PERRY, Gerald | | Southern | T | 1993-95 | |
| GROVE, Jake | | Virginia Tech | C-G | 2004-08 | HOLMES, Lester | | Jackson State | G | 1997 | |
| | SATELE, Samson | Hawaii | C | 2009-11 | PARKS, Nate | Stanford | G-T | 1999-00 | | |
| | GURODE, Andre | Colorado | C-G | 2013 | HULSEY, Corey | Clemson | G-T | 2003-06 | | |
| 65 | HAWKINS, Wayne | Pacific | G | 1960-70 | WADE, John | Marshall | C | 2008 | | |
| | SEILER, Paul | Notre Dame | T | 1971-73 | WAND, Seth | NW Missouri State | T | 2008 | | |
| | MARVIN, Mickey | Tennessee | G | 1977-87 | WATSON, Menelik | Florida State | T | 2013-14 | | |
| | MONTOYA, Max | UCLA | G | 1990-94 | 72 | TRUAX, Dalton | Tulane | DT | 1960 | |
| | SIMS, Barry | Utah | G-T | 1999-07 | | SMITH, Hal | UCLA | DT | 1961 | |
| BRISIEL, Mike | Colorado State | G | 2012-13 | NORRIS, Jim | | Houston | DT | 1962-64 | | |
| 66 | ARMSTRONG, Ramon | TCU | T | 1960 | | MATUSZAK, John | Tampa | DE-DT | 1976-82 | |
| | BISHOP, Sonny | Fresno State | G | 1963 | | MOSEBAR, Don | USC | C-G-T | 1983-94 | |
| | SYLVESTER, Steve | Notre Dame | C-G-T | 1975-83 | | KENNEDY, Lincoln | Washington | T | 1996-03 | |
| | BRYANT, Warren | Kentucky | T | 1984 | | PEARS, Erik | Colorado State | G-T | 2009 | |
| | WRIGHT, Steve | Northern Iowa | T | 1987-93 | BARKSDALE, Joe | LSU | T | 2011 | | |
| | GOGAN, Kevin | Washington | G | 1994-96 | CORNELL, Jack | Illinois | G-T | 2013 | | |
| | WHITLEY, Curtis | Clemson | C-G | 1997 | PENN, Donald | Utah State | T | 2014-15 | | |

ALL-TIME NUMBERS

| | | | | | | | | |
|-----------|--------------------|------------------------|-------|-------------|-------------------|---------------|-----|---------|
| 73 | LOCKLIN, Billy Ray | New Mexico State | LB/DE | 1960 | ASHMORE, Darryl* | Northwestern | G-T | 2001 |
| | BREWINGTON, Jim | North Carolina College | T | 1961 | WONG, Joe | BYU | G-T | 2003 |
| | McMURTRY, Chuck | Whittier | DT | 1962-63 | HAWTHORNE, Anttaj | Wisconsin | DT | 2005-06 |
| | DIEHL, John | Virginia | DT | 1965 | HARRIS, Kwame | Stanford | T | 2008 |
| | KENT, Greg | Utah | T | 1966 | SHAUGHNESSY, Matt | Wisconsin | DE | 2009-12 |
| | SLIGH, Richard | North Carolina College | T | 1967 | LUMPKIN, Ricky* | Kentucky | DL | 2013 |
| | GIPSON, Tom | North Texas State | DT | 1971 | HOWARD, Austin | Northern Iowa | G-T | 2014-15 |
| | BROWNING, Dave | Washington | DE-DT | 1978-82 | | | | |
| | HANNAH, Charley | Alabama | G | 1983-88 | | | | |
| | FITZPATRICK, James | USC | G-T | 1990-91 | | | | |
| | McRAE, Charles | Tennessee | T | 1996 | | | | |
| | ASHMORE, Darryl* | Northwestern | G-T | 1998-2000 | | | | |
| | MIDDLETON, Frank | Arizona | G | 2001-04 | | | | |
| | McCANTS, Matt | UAB | T | 2013-15 | | | | |
| | | | | | | | | |
| | | | | | | | | |
| | | | | | | | | |
| 74 | OGLESBY, Paul | UCLA | T | 1960 | | | | |
| | BROWN, Doug | Fresno State | DT | 1964 | | | | |
| | ZECHER, Rich | Utah State | T | 1965 | | | | |
| | KEATING, Tom | Michigan | DT | 1966-72 | | | | |
| | ROWE, Dave | Penn State | DT | 1975-78 | | | | |
| | PEAR, Dave | Washington | DT | 1979-80 | | | | |
| | REESE, Archie | Clemson | DT | 1982-83 | | | | |
| | JORDAN, Shelby* | Washington (Mo.) | T | 1984-86 | | | | |
| | RODRIGUEZ, Mike | Alabama | DT | 1987 | | | | |
| | LACHEY, Jim | Ohio State | T | 1988 | | | | |
| | KOCH, Pete | Maryland | DE | 1989 | | | | |
| | HARRISON, Nolan | Indiana | DT-DE | 1991-96 | | | | |
| | GRAHAM, Derrick | Appalachian State | G | 1998 | | | | |
| | STINCHCOMB, Matt | Georgia | T | 1999-03 | | | | |
| | GREEN, Cornell | Central Florida | T | 2007-09 | | | | |
| | CAMPBELL, Bruce | Maryland | G | 2010-11 | | | | |
| | | | | | | | | |
| 75 | CHURCHWELL, Hansen | Mississippi | DT | 1960 | | | | |
| | STRIEGEL, Bill | Pacific | LB | 1960 | | | | |
| | STONE, Jack | Oregon | T | 1961-62 | | | | |
| | RICE, Ken | Auburn | T | 1964-65 | | | | |
| | DANIELS, David | Florida A&M | DT | 1966 | | | | |
| | VELLA, John | USC | G-T | 1972-79 | | | | |
| | LONG, Howie | Villanova | DE-DT | 1981-93 | | | | |
| | HARLOW, Pat* | USC | T | 1996 | | | | |
| | COOPER, Chris | Nebraska-Omaha | DT | 2001-03 | | | | |
| | LEKKERKERKER, Brad | UC Davis | T | 2005 | | | | |
| | HENDERSON, Mario | Florida State | T | 2007-10 | | | | |
| | HEYER, Stephen | Maryland | T | 2011 | | | | |
| | SANFORD, Brian | Temple | DE-DT | 2013 | | | | |
| | HARRIS, Shelby | Illinois State | DE | 2014-15 | | | | |
| | | | | | | | | |
| | | | | | | | | |
| 76 | FINNERAN, Garry | USC | DT | 1961 | | | | |
| | BROWN, Charles | Houston | T | 1962 | | | | |
| | SVIHUS, Bob | USC | T | 1965-70 | | | | |
| | BROWN, Bob | Nebraska | T | 1971-73 | | | | |
| | McCOY, Mike | Notre Dame | DT | 1977-78 | | | | |
| | MURANSKY, Ed | Michigan | G-T | 1982-84 | | | | |
| | BOYD, Greg | San Diego State | DT | 1984 | | | | |
| | BELCHER, Kevin | Wisconsin | T | 1985 | | | | |
| | HOLLOWAY, Brian | Stanford | G-T | 1987-88 | | | | |
| | WISNIEWSKI, Steve | Penn State | G | 1989-01 | | | | |
| | GALLERY, Robert | Iowa | T-G | 2004-10 | | | | |
| | NIX, Lucas | Pittsburgh | G | 2012-13 | | | | |
| | WEBB, J'Marcus | West Texas A&M | G-T | 2015 | | | | |
| | | | | | | | | |
| | | | | | | | | |
| | | | | | | | | |
| 77 | BARBEE, Joe | Kent State | T | 1960 | | | | |
| | SHIRKEY, George | Stephen F. Austin | DT | 1962 | | | | |
| | JACOBS, Proverb | California | T | 1963-64 | | | | |
| | LASSITER, Issac | St. Augustine | DE | 1965-69 | | | | |
| | MIX, Ron | USC | T | 1971 | | | | |
| | SMITH, Bubba | Michigan State | DE | 1973-74 | | | | |
| | PHILYAW, Charles | Texas Southern | DE | 1976-79 | | | | |
| | CAMPBELL, Joe | Maryland | DE | 1980-81 | | | | |
| | ALZADO, Lyle | Yankton | DE | 1982-85 | | | | |
| | RIEHM, Chris | Ohio State | G | 1986-88 | | | | |
| | CHAPMAN, Ted | Maryland | DE | 1987 | | | | |
| | McELROY, Reggie | West Texas State | G-T | 1991-92 | | | | |
| | STEPHENS, Rich | Tulsa | G-T | 1992-96 | | | | |
| | HARLOW, Pat* | USC | T | 1997-98 | | | | |
| | | | | | | | | |
| | | | | | | | | |
| | | | | | | | | |
| 78 | WARZEKA, Ron | Montana State | DE | 1960 | | | | |
| | VOIGHT, Bob | Los Angeles State | DE | 1961 | | | | |
| | YOUSO, Frank | Minnesota | T | 1963-65 | | | | |
| | MIRICH, Rex* | Northern Arizona | DT | 1966 | | | | |
| | ARCHER, Dan | Oregon | T | 1967 | | | | |
| | SHELL, Art | Maryland State | T | 1968-82 | | | | |
| | CLAY, John | Missouri | T | 1987 | | | | |
| | ROTHER, Tim | Nebraska | T-DT | 1989-90 | | | | |
| | SKREPENAK, Greg | Michigan | T | 1992-95 | | | | |
| | SLAUGHTER, Chad | Alcorn State | T | 2002-06 | | | | |
| | WAKEFIELD, Fred | Illinois | OL-DL | 2008 | | | | |
| | ELLIS, Justin | Louisiana Tech | DT | 2014-15 | | | | |
| | | | | | | | | |
| | | | | | | | | |
| | | | | | | | | |
| | | | | | | | | |
| | | | | | | | | |
| 79 | DESKINS, Don | Michigan | DT | 1960 | | | | |
| | PETERS, Volney | USC | DT | 1961 | | | | |
| | TRASK, Orville | Rice | DT | 1962 | | | | |
| | SCHUH, Harry | Memphis State | T | 1965-70 | | | | |
| | MEDLIN, Dan* | North Carolina St. | G | 1974-76 | | | | |
| | DAVIS, Bruce | UCLA | T | 1979-87 | | | | |
| | BELWAY, Brian | Calgary | DE | 1987 | | | | |
| | GOLIC, Bob | Notre Dame | DT | 1989-92 | | | | |
| | LANIER, Ken | Florida State | T | 1993 | | | | |
| | KYSAR, Jeff | Arizona State | T | 1995-96 | | | | |
| | COLLINS, Mo | Florida | G-T | 1998-03 | | | | |
| | McQUISTAN, Paul | Weber State | G | 2006-09 | | | | |
| | HENDERSON, John | Tennessee | DT | 2010-11 | | | | |
| | SMITH, Willie | East Carolina | T | 2012 | | | | |
| | PASHOS, Tony | Illinois | T | 2013 | | | | |
| | | | | | | | | |
| | | | | | | | | |
| 80 | FIELDS, George | Bakersfield J.C | DT | 1960-61 | | | | |
| | ALLEN, Dalva | Houston | DE | 1962-64 | | | | |
| | RUBKE, Karl | USC | DE | 1968 | | | | |
| | THOMS, Art | Syracuse | DT | 1969-75 | | | | |
| | STEWART, Joe | Missouri | WR | 1978-79 | | | | |
| | BARNWELL, Malcolm | Virginia Union | WR | 1981-84 | | | | |
| | LOFTON, James | Stanford | WR | 1987-88 | | | | |
| | HOBBS, Daryl | Pacific | WR | 1993-96 | | | | |
| | HOWARD, Desmond | Michigan | WR | 1997-98 | | | | |
| | COPELAND, Horace | Rice | WR | 1999 | | | | |
| | RISON, Andre | Michigan State | WR | 2000 | | | | |
| | RICE, Jerry | Mississippi Valley St. | WR | 2001-04 | | | | |
| | GABRIEL, Doug* | UCF | WR | 2006 | | | | |
| | MILLER, Zach | Arizona State | TE | 2007-10 | | | | |
| | HAGAN, Derek* | Arizona State | WR | 2011 | | | | |
| | STREATER, Rod | Temple | WR | 2012-15 | | | | |
| | | | | | | | | |
| 81 | GOLDSTEIN, Alan | North Carolina | WR | 1960 | | | | |
| | OSBORNE, Clancy | Arizona State | LB | 1963-64 | | | | |
| | WELLS, Warren | Texas Southern | WR | 1967-70 | | | | |
| | BRADSHAW, Morris | Ohio State | WR | 1974-81 | | | | |
| | PARKER, Andy | Utah | TE | 1984-88, 90 | | | | |
| | LATHAN, Greg | Cincinnati | WR | 1987 | | | | |
| | BROWN, Tim | Notre Dame | WR | 1988-03 | | | | |
| | SCHILENS, Chaz | San Diego State | WR | 2008-11 | | | | |
| | RIVERA, Mychal | Tennessee | TE | 2013-15 | | | | |
| | | | | | | | | |
| | | | | | | | | |
| | | | | | | | | |
| | | | | | | | | |
| | | | | | | | | |
| | | | | | | | | |
| | | | | | | | | |
| | | | | | | | | |

ALL-TIME NUMBERS

| | | | | | | | | | |
|----------------------|--------------------|-------------------|---------|------------------|-------------------|-------------------|---------------------|---------|------------|
| 82 | HARDY, Charles | San Jose State | WR | 1960-62 | WILLIAMS, Randal | New Hampshire | TE | 2005-06 | |
| | BARRETT, Jan | Fresno State | TE | 1963-64 | STEWART, Tony | Penn State | TE | 2007-09 | |
| | MITCHELL, Tom | Bucknell | TE | 1966 | AUSBERRY, David | USC | TE | 2011-14 | |
| | EASON, John | Florida A&M | TE | 1968 | SMITH, Lee | Marshall | TE | 2015 | |
| | JONES, Horace | Louisville | DE | 1971-75 | 87 | POWELL, Charley | None | DE | 1960-61 |
| | BRUNSON, Larry | Colorado | WR | 1978-79 | | MISCHAK, Bob* | Army | TE-G | 1963 |
| | MUHAMMAD, Calvin | Texas Southern | WR | 1982-83 | | MIRICH, Rex* | Northern Arizona | DT | 1964-65 |
| | BRANTON, Gene | Texas Southern | TE | 1987 | | CHESTER, Raymond* | Morgan State | TE | 1970-72 |
| | WHEELER, Ron | Washington | TE | 1987 | | CASPER, Dave | Notre Dame | TE | 1974-80,84 |
| | JONES, David | Delaware State | TE | 1992 | | HASSELBECK, Don | Colorado | TE | 1983 |
| | HOLLAND, Jamie | Ohio State | WR | 1990-91 | | JUNKIN, Trey* | Louisiana Tech | LS | 1985-89 |
| | JETT, James | West Virginia | WR | 1993-02 | | LOCKETT, Wade | Cal State-Fullerton | WR | 1987 |
| JOHNSON, Teyo | Stanford | TE | 2003-04 | BARTLEWSKI, Rich | | Fresno State | TE | 1990 | |
| STRONG, Darrell | Pittsburgh | TE | 2008 | GLOVER, Andrew | | Grambling | TE | 1991-96 | |
| GORDON, Richard | Miami (Fla.) | TE | 2011-12 | BRIGHAM, Jeremy | | Washington | TE | 1998-02 | |
| 83 | ASAD, Doug | Northwestern | TE | 1960-61 | | WHITTED, Alvis | North Carolina St. | WR | 2002-06 |
| | DAVIDSON, Ben | Washington | DE | 1964-71 | LELIE, Ashley | Hawaii | WR | 2008 | |
| | HENDRICKS, Ted | Miami (Fla.) | LB | 1975-83 | BOSS, Kevin | Western Oregon | TE | 2011 | |
| | MOFFETT, Tim | Mississippi | WR | 1985-86 | LEONHARDT, Brian | Bemidji State | TE | 2014 | |
| | AIKENS, Carl | Northern Illinois | WR | 1987 | 88 | JELACIC, Jon | Minnesota | DE | 1961-64 |
| | GAULT, Willie | Tennessee | WR | 1988-93 | | KOCOUREK, Dave | Wisconsin | TE | 1967-68 |
| | SMITH, Kevin* | UCLA | TE | 1994 | | MOORE, Bob | Stanford | TE | 1971-75 |
| | DUDLEY, Rickey | Ohio State | TE | 1996-00 | | CHESTER, Raymond* | Morgan State | TE | 1978-81 |
| | KNIGHT, Marcus | Michigan | WR | 2001-02 | | SEALE, Sam* | Western St. (Colo.) | WR-DB | 1984 |
| | SANTIAGO, O.J. | Kent State | TE | 2003 | | BARKSDALE, Rod | Arizona | WR | 1986 |
| | ANDERSON, Courtney | San Jose State | TE | 2004-06 | | WOODS, Chris | Auburn | WR | 1987-88 |
| | MYERS, Brandon | Iowa | TE | 2009-12 | | HORTON, Ethan* | North Carolina | RB-TE | 1989-93 |
| SIMONSON, Scott | Assumption | TE | 2014 | WILLIAMS, Jamie | | Nebraska | TE | 1994 | |
| 84 | HOISINGTON, Al | Pasadena J.C. | WR | 1960 | | CASH, Kerry | Texas | TE | 1995 |
| | BOYDSTON, Max | Oklahoma | TE | 1962 | | TRUITT, Olanda | Mississippi State | WR | 1996-97 |
| | POWELL, Art | San Jose State | WR | 1963-66 | | DUNN, David | Fresno State | WR-KR | 2000-01 |
| | HEROCK, Ken* | West Virginia | TE | 1967 | JOLLEY, Doug | BYU | TE | 2002-04 | |
| | CLINE, Tony | Miami (Fla.) | DE | 1970-75 | ADKISSON, James | South Carolina | TE | 2005-06 | |
| | RAMSEY, Derrick | Kentucky | TE | 1978-83 | FLEMISTER, Zeron | Iowa | TE | 2005 | |
| | HESTER, Jessie | Florida State | WR | 1985-87 | KASA, Nick | Colorado | TE | 2013-14 | |
| | PERRY, Mario | Mississippi | TE | 1987 | WALFORD, Clive | Miami (Fla.) | TE | 2015 | |
| | DYAL, Mike | Texas A&I | TE | 1989-90 | 89 | PREBOLA, Gene | Boston University | TE | 1960 |
| | DUFF, John | New Mexico | TE-DE | 1993-94 | | MILLER, Bill | Miami (Fla.) | WR | 1964,66-68 |
| | SHEDD, Kenny | Northern Iowa | WR | 1996-99 | | BUJE, Drew | Catawba | WR | 1969-71 |
| | PORTER, Jerry | West Virginia | WR | 2000-07 | | SWEENEY, Steve | California | WR | 1973 |
| WALKER, Javon | Florida State | WR | 2008-09 | KWALICK, Ted | | Penn State | TE | 1975-77 | |
| HOUSHMANDZADEH, T.J. | Oregon State | WR | 2011 | MARTINI, Rich | | UC Davis | WR | 1979-80 | |
| CRINER, Juron | Arizona | WR | 2012-13 | PATTISON, Mark | | Washington | WR | 1986 | |
| 85 | CAVALLI, Carmen | Richmond | DE | 1960 | | ALEXANDER, Mike | Penn State | WR | 1989 |
| | OATS, Carleton | Florida A&M | DT | 1965-72 | | WRIGHT, Alexander | Auburn | WR | 1992-94 |
| | PITTS, Frank | Southern | WR | 1974 | | JUNKIN, Trey* | Louisiana Tech | TE | 1996 |
| | CHANDLER, Bob | USC | WR | 1980-82 | | ROSENSTEIL, Bob | Eastern Illinois | TE | 1997 |
| | WILLIAMS, Dokie | UCLA | WR | 1983-87 | | WILLIAMS, Rodney | Arizona | WR | 1998-99 |
| | GRADDY, Sam | Tennessee | WR | 1990-92 | FULCHER, Mondriel | Miami (Fla.) | TE | 2000-02 | |
| | JORDAN, Charles | Long Beach CC | WR | 1993 | CURRY, Ronald* | North Carolina | WR | 2003-08 | |
| | HINTON, Marcus | Alcorn State | TE | 1995-96 | MILLER, Nick | Southern Utah | WR | 2009-11 | |
| | MICKENS, Terry | Florida A&M | WR | 1998-00 | JONES, James | San Jose State | WR | 2014 | |
| | WILLIAMS, Marcus | Washington State | TE | 2002 | COOPER, Amari | Alabama | WR | 2015 | |
| | GABRIEL, Doug* | UCF | WR | 2003-05 | 90 | JONES, Willie | Florida State | DE | 1979-82 |
| | MADSEN, John | Utah | TE | 2006-08 | | McCOY, Larry | Lamar | LB | 1984 |
| HEYWARD-BEY, Darius* | Maryland | WR | 2010-12 | WISE, Mike | | UC Davis | DE | 1986-90 | |
| MASTRUD, Jeron | Kansas State | TE | 2013 | GOODLOW, Darryl | | Oklahoma | LB | 1987 | |
| THOMPSON, Kenbrell | Cincinnati | WR | 2014 | JACKSON, Grady | | Knoxville | DT | 1997-01 | |
| 86 | BURCH, Gerald | Georgia Tech | TE | 1961 | | COLEMAN, Kenyon | UCLA | DE | 2002 |
| | HEROCK, Ken* | West Virginia | TE | 1963-65 | | GILBERT, Sean | Pittsburgh | DT | 2003 |
| | FAIRBAND, Bill | Colorado | LB | 1967-68 | | SANDS, Terrell* | Tenn.-Chattanooga | DT | 2004-08 |
| | IRON, Gerald | Maryland State | LB | 1970-75 | | BRYANT, Desmond | Harvard | DT | 2009-12 |
| | HARDMAN, Cedrick | North Texas State | DE | 1980-81 | | SIMS, Pat | Auburn | DT | 2013-14 |
| | SMITH, Jim | Michigan | WR | 1985 | | WILLIAMS, Dan | Tennessee | DT | 2015 |
| | FERNANDEZ, Mervyn | San Jose State | WR | 1987-92 | | | | | |
| | ISMAIL, Raghib | Notre Dame | WR | 1993-95 | | | | | |
| | BROWN, Derek | Notre Dame | TE | 1998 | | | | | |
| | WALKER, Derrick | Michigan | TE | 1999 | | | | | |
| | WILLIAMS, Roland | Syracuse | TE | 2001-02,04 | | | | | |
| | STONE, John* | Wake Forest | WR | 2003 | | | | | |

ALL-TIME NUMBERS

| | | | | |
|-----------|-----------------------|---------------------|-------|-------------|
| 91 | VAN PELT, Brad | Michigan State | LB | 1984-85 |
| | JACKSON, Leonard | Oklahoma State | LB | 1987 |
| | WASHINGTON, Ronnie | NE Louisiana | LB | 1987 |
| | McGLOCKTON, Chester | Clemson | DT | 1992-97 |
| | UPSHAW, Regan | California | DE | 2000-02 |
| | BRAYTON, Tyler | Colorado | DE | 2003-07 |
| | SCOTT, Trevor | Buffalo | DE-LB | 2008-11 |
| | CRAWFORD, Jack | Penn State | DE | 2012-13 |
| | TUCK, Justin | Notre Dame | DE | 2014-15 |
| 92 | MORRIS, Riley* | Florida A&M | DE | 1962 |
| | McMILLEN, Dan | Colorado | LB | 1987 |
| | KING, Emanuel | Alabama | LB | 1989 |
| | GLOVER, La'Roi | San Diego State | DT | 1996 |
| | AMEY, Vince | Arizona State | DT | 1998 |
| | SANDS, Terdell* | Tenn.-Chattanooga | DT | 2003 |
| | IOANE, Junior | Arizona State | DT | 2000-02 |
| | WASHINGTON, Ted | Louisville | DT | 2004-05 |
| | SEYMOUR, Richard | Georgia | DE-DT | 2009-12 |
| | McGEE, Stacy | Oklahoma | DT | 2013-15 |
| 93 | TOWNSEND, Greg | TCU | DE-LB | 1983-93/97 |
| | BALL, Jerry | SMU | DT | 1994-96 |
| | HARRIS, James | Temple | DE | 1998-99 |
| | ARMSTRONG, Trace | Florida | DE | 2001-03 |
| | KELLY, Tommy | Mississippi State | DT | 2004-12 |
| | HUNTER, Jason | Appalachian State | DE | 2013 |
| | LUMPKIN, Ricky* | Kentucky | DL | 2014 |
| | ORR, Leon | Florida | DT | 2015 |
| 94 | FRANKS, Elvis | Morgan State | DE | 1985-86 |
| | GOLTZ, Rick | Simon Fraser | DE | 1987 |
| | COSTELLO, Joe | Central Connecticut | LB | 1989 |
| | SMITH, Anthony | Arizona | DE | 1991-97 |
| | BRYANT, Tony | Florida State | DE | 1999-02 |
| | STUBBLEFIELD, Dana | Kansas | DT | 2003 |
| | GBAJA-BIAMILA, Akbar* | San Diego State | DE-LB | 2004 |
| | HUNTLEY, Kevin | Kansas State | DE | 2006 |
| | ALSTON, Jon* | Stanford | LB | 2007 |
| | THOMAS, Robert* | UCLA | LB | 2008 |
| | JOSEPH, William* | Miami (Fla.) | DT | 2009 |
| | ALFORD, Jay | Penn State | DT | 2010 |
| | MOSS, Jarvis | Florida | DE | 2010-11 |
| | BURNETT, Kevin | Tennessee | LB | 2013 |
| | SMITH, Antonio | Oklahoma State | DT | 2014 |
| 95 | BUCZKOWSKI, Bob | Pittsburgh | DE | 1987 |
| | CORMIER, Joe | USC | LB | 1987 |
| | CHARLES, Mike | Syracuse | DT | 1990 |
| | ROBBINS, Austin | North Carolina | DT | 1994-95, 00 |
| | GRANT, DeLawrence* | Oregon State | DE-LB | 2001 |
| | ADAMS, Sam | Texas A&M | DT | 2002 |
| | BROMELL, Lorenzo | Clemson | DE | 2003 |
| | JASPER, Ed | Texas A&M | DT | 2005 |
| | COOPER, Marquis | Washington | LB | 2008 |
| | BRODINE, Mason | Nebraska-Kearney | DE | 2011 |
| | BURNETT, Kaelin | Nevada | LB | 2012-13 |
| | MAYOWA, Benson | Idaho | DE | 2014-15 |
| 96 | BROWN, Ron* | USC | DE | 1987 |
| | TAYLOR, Malcolm | Tennessee State | DT | 1987-88 |
| | WHITE, Alberto | Texas Southern | DE | 1994 |
| | BUTCHER, Paul | Wayne State | LB | 1996 |
| | RUSSELL, Darrell | USC | DT-DE | 1997-01 |
| | IRONS, Grant | Notre Dame | DE | 2003-06 |
| | JOSEPH, William* | Miami (Fla.) | DT | 2008 |
| | WIMBLEY, Kameron | Florida State | LB | 2010-11 |
| | BILUKIDI, Christo | Georgia State | DT | 2012-13 |
| | AUTRY, Denico | Mississippi State | DE | 2014-15 |
| 97 | ACKERMAN, Rick* | Memphis State | DT | 1984 |
| | GRIMES, Phil | Central Missouri | DE | 1987 |
| | MRAZ, Mark | Utah State | DE | 1989 |
| | BURTON, Ron | North Carolina | LB | 1990 |

| | | | | |
|-----------|-----------------------|----------------------|-------|---------|
| | BROUGHTON, Willie | Miami (Fla.) | DT | 1992-93 |
| | MARYLAND, Russell* | Miami (Fla.) | DT | 1996 |
| | PARRELLA, John | Nebraska | DT | 2002-04 |
| | GUNHEIM, Greyson | Washington | DE | 2008-09 |
| | CARTER, Andre | California | DE | 2012 |
| | MUIR, Daniel | Kent State | DT | 2013 |
| | EDWARDS Jr., Mario | Florida State | DE | 2015 |
| 98 | WILLIS, Mitch | SMU | DT | 1985-88 |
| | HUNLEY, Ricky | Arizona | LB | 1989-90 |
| | JOHNSON, Kevin | Texas Southern | DT | 1997 |
| | OSBORNE, Chuck | Arizona | DT | 1998-99 |
| | MICKELL, Darren | Florida | DE | 2001 |
| | GBAJA-BIAMILA, Akbar* | San Diego State | DE-LB | 2003 |
| | HAMILTON, Bobby | Southern Mississippi | DE | 2004-05 |
| | RICHARDSON, Jay | Ohio State | DE | 2007-09 |
| | WALKER, Vance | Georgia Tech | DT | 2013 |
| | WILSON, C.J. | East Carolina | DL | 2014-15 |
| 99 | VAUGHAN, Ruben | Colorado | DT-DE | 1982 |
| | JONES, Sean | Northeastern | DE | 1984-87 |
| | MOSS, Winston | Miami (Fla.) | LB | 1991-94 |
| | BRUCE, Aundray* | Auburn | DE | 1995-98 |
| | TAVES, Josh | Northeastern | DE | 2000-01 |
| | GRANT, DeLawrence* | Oregon State | DE-LB | 2002-03 |
| | SAPP, Warren | Miami (Fla.) | DT | 2004-07 |
| | ELLIS, Greg | North Carolina | DE | 2009 |
| | HOUSTON, Lamarr | Texas | DE | 2010-13 |
| | SMITH, Aldon | Missouri | LB | 2015 |
| NA | JOHNSTON, Mark | Northwestern | DB | 1964 |
| | MURDOCK, Jesse | California Western | RB | 1963 |

All players listed have played in at least one regular season game in the corresponding jersey number; Players listed on a numerical program or on the active roster without being credited with a "game played" were omitted; Players who wore multiple numbers during their Raiders tenure are denoted with an asterisk (*)



FB Hewritt Dixon

ALL-TIME DRAFTS

1960

(First selections)

Jim Andreotti, C, Northwestern
Maxie Baughan, C, Georgia Tech
George Blanch, HB, Texas
Cloyd Boyette, T-G, Texas
Willie Boykin, T, Michigan
Carmen Cavalli, E, Richmond
Jim Chastain, T-G, Michigan State
Fran Curci, QB, Miami
Carroll Dale, E, Virginia Tech
Purcell Daniels, FB, Pepperdine
Don Deskin, T, Michigan
Leon Dumbrowski, T-G, Delaware
Ken Fitch, T, Kansas
Dale Hackbart, QB, Wisconsin
Abner Haynes, HB, No. Texas St.
Vin Hogan, HB, Boston College
Bob Jarus, HB, Purdue
Earl Kohlhaas, G, Penn State
Bobby Lackey, QB, Texas
Neil MacLean, FB, Wake Forest
Larry Muff, E, Benedictine
Don Norton, E, Iowa
Jim O'Brien, T, Boston College
Jim Otto, C, Miami (Fla.)
Chuck Pollard, E, Rice
Billy Roland, G, Georgia
Ray Smith, FB, UCLA
Wade Smith, HB, North Carolina
Jerry Stalcup, G, Wisconsin
John Wilcox, T, Oregon
Al Wittcher, E, Baylor
Silas Woods, HB, Marquette
Mike Wright, T, Minnesota

(Second selections)

C.J. Alexander, HB, Southeastern
Pervis Atkins, HB, New Mexico St.
Al Bansavage, T-G, USC
Walter Beach, HB, Central Michigan
Johnny Brewer, E, Mississippi
Don Edington, E, Florida
Howard Evans, C, Houston
Fred Hageman, C, Kansas
Bill Herron, E, Georgia
Bob Hogue, T-G, Shepherd
Gerald Lambert, T-G, Texas A&I
Sam McCord, QB, East Texas St.
Rich Mostardo, HB, Kent State
Bob Parker, T-G, East Texas State
Tony Polychronis, T-G, Utah
Dan Sheehan, T-G, Tenn.-Chattanooga
Howard Turley, E, Louisville
Jim Williams, T-G, North Carolina
Jim Woodward, T-G, Lamar

1961

Rd. Overall

| | Player, Pos., School |
|--------|-----------------------------------|
| 1 4 | Joe Rutgens, T, Illinois |
| 2 12 | George Fleming, HB, Washington |
| 3 20 | Myron Pottios, G, Notre Dame |
| 4 28 | Elbert Kimbrough, E, Northwestern |
| 5 36 | Dick Norman, QB, Stanford |
| 6 44 | Bobby Crespino, HB, Mississippi |
| 7 52 | Ray Purdin, HB, Northwestern |
| 8 57 | Tom Watkins, HB, Iowa State |
| 9 68 | Lowndes Shingler, QB, Clemson |
| 10 76 | Ken Peterson, T, Utah |
| 11 84 | Dave Mayberry, FB, Utah State |
| 12 92 | Bob Schmitz, G, Montana State |
| 13 100 | Gerald Burch, E, Georgia Tech |
| 14 108 | Clark Miller, T, Utah State |
| 15 116 | Bob Coolbaugh, E, Richmond |
| 16 124 | Chuck Lamson, HB, Wyoming |
| 17 132 | Joe Novsek, T, Tulsa |
| 18 140 | Joe Krakoski, HB, Illinois |

| | |
|--------|---------------------------------------|
| 19 148 | Charles Fuller, HB, San Francisco St. |
| 20 156 | Preston Powell, FB, Grambling |
| 21 164 | Mike Jones, QB, San Jose State |
| 22 172 | Blayne Jones, G, Idaho State |
| 23 180 | Roger Fisher, C, Utah State |
| 24 188 | Jack Novak, G, Miami (Fla.) |
| 25 196 | Paul Yanke, E, Northwestern |
| 26 204 | Dean Hinshaw, T, Stanford |
| 27 212 | Clair Appledoom, E, San Jose St. |
| 28 220 | Dave Grosz, QB, Oregon |
| 29 228 | Ed Morris, T, Indiana |
| 30 236 | Bill Face, HB, Stanford |

1962

| | |
|--------|------------------------------------|
| 1 1 | Roman Gabriel, QB, No. Carolina St |
| 2 9 | Lance Alworth, FL, Arkansas |
| 3 17 | Ed Pine, C, Utah |
| 4 25 | John Myers, T, Washington |
| 5 33 | Joe Hernandez, HB, Arizona |
| 6 41 | Dan Birdwell, C, Houston |
| 7 49 | Jim Norris, T, Houston |
| 8 57 | Ferrell Yarbrough, E, Northwestern |
| 9 65 | Jim Dillard, HB, Oklahoma State |
| 10 73 | Henry Rivera, HB, Oregon State |
| 12 89 | Jim Skaggs, G, Washington |
| 12 94 | Oscar Donahue, E, San Jose State |
| 13 97 | George Pierovich, FB, California |
| 14 105 | Bert Coan, HB, Kansas |
| 15 113 | Floyd Dean, E, Florida |
| 16 121 | Pat Russ, T, Purdue |
| 17 129 | Larry Ferguson, HB, Iowa |
| 18 137 | Jim Vollenweider, FB, Miami (Fla.) |
| 19 145 | Dennis Spurlock, QB, Whitworth |
| 19 146 | Kent Horne, T, BYU |
| 20 153 | John Sutro, G, San Jose State |
| 21 161 | Bill Tunnicliff, FB, Michigan |
| 22 169 | Jim Cadile, E, San Jose State |
| 23 177 | Elvin Basham, G, Kansas |
| 24 185 | Mickey Bruce, G, Oregon |
| 25 193 | Tom Cagaan, HB, Utah State |
| 26 201 | Fred Miller, T, LSU |
| 27 209 | Keith Luhnnow, FB, Santa Ana J.C. |
| 28 217 | Marv Marinovich, T, USC |
| 29 225 | Leon Donahue, E, San Jose State |
| 30 233 | Pete Nicklas, T, Baylor |
| 31 241 | Bob Elliot, FB, North Carolina |
| 32 249 | Bobby Richards, DE, LSU |
| 33 257 | Eugene White, HB, Florida A&M |
| 34 265 | Bill Worrell, T, Georgia |

1963

| | |
|--------|-----------------------------------|
| 6 41 | Butch Wilson, HB, Alabama |
| 7 49 | Dave Costa, T, Utah |
| 8 57 | Roger Locke, E, Arizona State |
| 9 65 | Jerry Logan, HB, West Texas State |
| 10 73 | Ray Schoenke, G, SMU |
| 12 89 | Walt Burdin, LB, McNeese State |
| 12 95 | Doyle Branson, HB, So. Oregon |
| 13 97 | Darnell Haney, E, Utah State |
| 13 102 | Drew Roberts, E, Humboldt State |
| 15 113 | Vern Burke, E, Oregon |
| 16 121 | Jim Moss, HB, West Virginia |
| 17 129 | John Murio, HB, Whitworth |
| 18 137 | Terry Dillon, HB, Montana |
| 18 138 | George Hogan, G, Texas A&M |
| 19 145 | Tony Fiorentino, G, UCLA |
| 20 153 | Rex Mirich, T, Arizona State |
| 21 161 | Neal Petties, HB, San Diego State |
| 22 169 | Hugh Campbell, E, Washington St. |
| 23 177 | Jon Anabo, QB, Fresno State |
| 24 185 | Dick Peters, T, Whittier |
| 25 193 | Bill McFarland, FB, Oklahoma St. |
| 26 201 | Dennis Claridge, QB, Nebraska |
| 27 209 | Dick Skelly, HB, Florida |
| 28 217 | Larry Campbell, FB, Utah State |
| 29 225 | Dick Anderson, E, Penn State |

ALL-TIME DRAFTS

1964

| | | |
|----|-----|-------------------------------------|
| 1 | 7 | Tony Lorick, HB, Arizona State |
| 2 | 15 | Dan Connors, T, Miami (Fla.) |
| 3 | 23 | George Bednar, T, Notre Dame |
| 4 | 31 | Bill Budness, LB, Boston University |
| 5 | 39 | Don Green, DB, Susquehanna |
| 7 | 55 | John Sapinsky, T, William & Mary |
| 8 | 63 | Vince Petno, DB, Citadel |
| 9 | 71 | John Williamson, G, Louisiana Tech |
| 9 | 72 | Herschel Turner, T, Kentucky |
| 10 | 79 | Mel Renfro, HB, Oregon |
| 11 | 87 | Larry Rakestraw, QB, Georgia |
| 12 | 95 | Billy Lothridge, QB, Georgia Tech |
| 13 | 103 | Mickey Babb, E, Georgia |
| 14 | 111 | Fred Polser, G, East Texas State |
| 15 | 119 | Mike Geirs, T, USC |
| 16 | 127 | Ron Wilkening, HB, No. Dakota St. |
| 17 | 135 | Fred Lewis, HB, Massachusetts |
| 18 | 143 | Ron Calcagno, QB, Santa Clara |
| 19 | 151 | Tom Michel, FB, East Carolina |
| 20 | 159 | Ed Beard, T, Tennessee |
| 21 | 167 | Carleton Oats, E, Florida A&M |
| 22 | 175 | Jim Long, FB, Fresno State |
| 23 | 183 | Bill Curry, C, Georgia Tech |
| 24 | 191 | Kent Francisco, T, UCLA |
| 25 | 199 | Terry Sieg, HB, Virginia |
| 26 | 207 | Gordon Guest, QB, Arkansas |

1965

| | | |
|----|-----|-------------------------------------|
| 1 | 3 | Harry Schuh, T, Memphis State |
| 2 | 11 | Fred Biletnikoff, WR, Florida State |
| 3 | 19 | Bob Svihus, T, USC |
| 4 | 27 | Gus Otto, LB, Missouri |
| 9 | 67 | Rich Zecher, T, Utah State |
| 10 | 75 | Craig Morton, QB, California |
| 11 | 83 | Bill Minor, LB, Illinois |
| 13 | 99 | Wally Mahle, DB, Syracuse |
| 14 | 107 | Loren Hawley, DB, California |
| 15 | 115 | Bill Cronin, DE, Boston College |
| 16 | 123 | Fred Hill, E, USC |
| 17 | 131 | Gary Porterfield, E, Tulsa |
| 18 | 139 | John Dugan, T, Holy Cross |
| 19 | 147 | Frank McClendon, T, Alabama |
| 20 | 155 | Bo Scott, HB, Ohio State |

REDSHIRT

| | |
|----|--------------------------------------|
| 1 | Larry Todd, HB, Arizona State |
| 2 | Jim Harvey, T, Mississippi |
| 3 | Steve Mass, T, Detroit |
| 4 | Mickey Cox, T, LSU |
| 5 | Bob Taylor, G, Cincinnati |
| 6 | Gregg Kent, T, Utah |
| 7 | John Carroll, T, Texas |
| 8 | Henry Pinkett, HB, Baylor |
| 9 | Frank Pennie, T, Florida State |
| 10 | Brent Berry, T, San Jose State |
| 11 | Tom Longo, DB, Notre Dame |
| 12 | Dennis Duncan, HB, Louisiana College |

1966

| | | |
|----|-----|-------------------------------------|
| 1 | 63 | Rodger Bird, DB, Kentucky |
| 2 | 57 | Butch Allison, T, Missouri |
| 3 | 58 | Tom Mitchell, E, Bucknell |
| 4 | 71 | Richard Tyson, G, Tulsa |
| 5 | 59 | Pete Banaszak, HB, Miami (Fla.) |
| 7 | 60 | Franklin McRae, T, Tennessee St. |
| 9 | 80 | Clifton Kinney, LB, San Diego State |
| 10 | 89 | Tony Jeter, E, Nebraska |
| 11 | 98 | Joe Labruzzo, HB, LSU |
| 12 | 107 | Wayne Foster, T, Washington State |
| 13 | 116 | John Niland, G, Iowa |
| 14 | 125 | Mike Johnson, HB, Kansas |
| 15 | 134 | Steve Renko, FB, Kansas |
| 16 | 143 | Craig Ritchey, DB, Stanford |
| 17 | 152 | Ted Holman, DB, Syracuse |
| 18 | 161 | Art Robinson, E, Florida A&M |
| 19 | 170 | Jack Shinholser, LB, Florida State |
| 20 | 179 | Steve Bowman, FB, Alabama |

REDSHIRT

| | |
|----|----------------------------------|
| 1 | Rod Sherman, HB, USC |
| 2 | Tom Cichowski, T, Maryland |
| 3 | Ron Parson, E, Austin Peay |
| 4 | John Crumbacher, T, Tennessee |
| 5 | George Patton, T, Georgia |
| 6 | Dan Archer, T, Oregon |
| 7 | Bill Thomas, HB, Oklahoma |
| 8 | Ray Schmautz, LB, San Diego St. |
| 9 | Mel Torn, LB, San Jose State |
| 10 | Joe O'Brien, FB, Texas-Arlington |
| 11 | Mike Brundage, QB, Oregon |

1967

| | | |
|----|-----|--|
| 1 | 17 | Gene Upshaw, G, Texas A&I |
| 3 | 75 | Bill Fairband, LB, Colorado |
| 4 | 96 | James Roy Jackson, E, Oklahoma |
| 5 | 124 | Gerald Warfield, HB, Mississippi |
| 5 | 131 | Mike Hibler, LB, Stanford |
| 6 | 155 | Rick Egloff, QB, Wyoming |
| 7 | 176 | Ron Lewellen, DT, Tennessee-Martin |
| 8 | 188 | Estes Banks, RB, Colorado |
| 9 | 228 | Mark Devilling, LB, Muskingum |
| 10 | 253 | Richard Sligh, T, No. Carolina Central |
| 11 | 280 | Dwayne Benson, LB, Hamline |
| 12 | 306 | Bob Kruse, T, Wayne State |
| 13 | 332 | Len Kleinpeter, E, SW Louisiana |
| 14 | 363 | Casey Boyett, E, BYU |
| 15 | 384 | Ben Woodson, HB, Utah |
| 16 | 409 | Don Bruce, G, Virginia Tech |
| 17 | 436 | Mike Cullin, DE, Slippery Rock |



G Gene Upshaw

1968

| | | |
|----|-----|------------------------------------|
| 1 | 25 | Eldridge Dickey, QB, Tennessee St. |
| 2 | 52 | Ken Stabler, QB, Alabama |
| 3 | 80 | Art Shell, T, Maryland State |
| 4 | 110 | Charlie Smith, RB, Utah |
| 5 | 136 | John Naponic, T, Virginia |
| 7 | 168 | John Harper, C, Adams State |
| 7 | 190 | George Atkinson, DB, Morris Brown |
| 9 | 244 | John Eason, TE, Florida A&M |
| 10 | 271 | Rick Owens, DB, Pennsylvania |
| 11 | 277 | Marv Hubbard, FB, Colgate |
| 11 | 298 | Chip Oliver, LB, San Diego State |
| 12 | 326 | Larry Plantz, WR, Colorado |
| 13 | 352 | Larry Blackstone, RB, Fairmont St. |
| 14 | 379 | Ray Carlson, LB, Hamline |
| 15 | 406 | Mike Leinert, RB, Texas Tech |
| 16 | 433 | David Morrison, DB, SW Texas |
| 17 | 460 | Steve Berry, E, Catawba |

1969

| | | |
|----|-----|----------------------------------|
| 1 | 22 | Art Thoms, DL, Syracuse |
| 2 | 50 | George Buehler, OL, Stanford |
| 3 | 75 | Lloyd Edwards, TE, San Diego St. |
| 4 | 100 | Ruby Jackson, DL, New Mexico St. |
| 6A | 136 | Ken Newfield, RB, LSU |

ALL-TIME DRAFTS

| | | |
|----|-----|---------------------------------|
| 6B | 153 | Jackie Allen, DB, Baylor |
| 7 | 178 | Finnis Taylor, DB, Prairie View |
| 9 | 234 | Drew Buie, WR, Catawba |
| 11 | 284 | Harold Rice, LB, Tennessee A&I |
| 12 | 317 | Al Goddard, DB, J.C. Smith |
| 13 | 334 | Dave Husted, LB, Wabash |
| 14 | 362 | Harold Busby, WR, UCLA |
| 15 | 387 | Alvin Presnell, RB, Alabama A&M |
| 16 | 412 | Junior Davis, LB, Alabama |
| 17 | 440 | Billy Austin, G, Arkansas AM&N |

1970

| | | |
|----|-----|----------------------------------|
| 1 | 24 | Raymond Chester, TE, Morgan St. |
| 2 | 50 | Ted Koy, RB, Texas |
| 3 | 76 | Gerald Irons, LB, Maryland State |
| 4 | 102 | Tony Cline, LB, Miami |
| 5 | 128 | Art Laster, T, Maryland State |
| 6 | 154 | Alvin Wyatt, DB, Bethune-Cookman |
| 7 | 180 | Steve Switak, LB, Boise State |
| 8 | 207 | Mike Wynn, DE, Nebraska |
| 9 | 232 | Ike Hill, DB, Catawba |
| 10 | 258 | Gordon Bosserman, T, UCLA |
| 11 | 284 | Emery Hicks, LB, Kansas |
| 12 | 310 | Jerry DeLoach, G, UC Davis |
| 13 | 336 | Don Highsmith, RB, Michigan St. |
| 14 | 362 | John Riley, K, Auburn |
| 15 | 392 | Fred Moore, DB, Washington |
| 16 | 414 | Tim Roth, C, South Dakota State |
| 17 | 439 | Eric Stolberg, WR, Indiana |

1971

| | | |
|-----|-----|------------------------------------|
| 1 | 19 | Jack Tatum, DB, Ohio State |
| 2 | 45 | Phil Villapiano, LB, Bowling Green |
| 3 | 73 | Warren Koegel, C, Penn State |
| 4 | 97 | Clarence Davis, RB, USC |
| 5 | 123 | Bob Moore, TE, Stanford |
| 6 | 149 | Greg Slough, LB, USC |
| 7 | 157 | Don Martin, DB, Yale |
| 9 | 227 | Dave Garnett, RB, Pittsburgh |
| 10A | 238 | Bill West, DB, Tennessee State |
| 10B | 253 | Tim Oesterling, DT, UCLA |
| 11 | 279 | James Poston, DT, South Carolina |
| 12 | 305 | Horace Jones, DE, Louisville |
| 13 | 334 | Mick Natzel, DB, Central Michigan |
| 14 | 357 | Tom Gipson, DT, North Texas State |
| 15 | 383 | Andy Giles, LB, William & Mary |
| 16 | 412 | Tony Stawarz, DB, Miami (Fla.) |
| 17 | 442 | Chuck Hill, WR, Sam Houston St. |

1972

| | | |
|-----|-----|-------------------------------------|
| 1 | 21 | Mike Siani, WR, Villanova |
| 2A | 33 | Kelvin Korver, DT, NW Iowa |
| 2B | 43 | John Vella, T, USC |
| 3 | 72 | Mel Lunsford, DE, Central St. |
| 4A | 98 | Cliff Branch, WR, Colorado |
| 4B | 100 | Dave Dalby, C, UCLA |
| 6 | 131 | Dan Medlin, DT, North Carolina St. |
| 7A | 176 | Skip Thomas, DB, USC |
| 7B | 178 | Dennis Pete, DB, San Francisco St. |
| 8 | 202 | Jackie Brown, RB, Stanford |
| 9 | 228 | Dave Bigler, RB, Morningside |
| 10 | 254 | Phil Price, DB, Idaho State |
| 11 | 277 | Joe Carroll, LB, Pittsburgh |
| 12 | 306 | Kent Gaydos, TE, Florida State |
| 13 | 333 | Ted Covington, WR, San Fernando St. |
| 14 | 358 | Dennis Cambal, RB, William & Mary |
| 15A | 364 | Charles Hester, RB, Central St. |
| 15B | 384 | Dave Snesrud, LB, Hamline |
| 16 | 410 | Willie Wright, WR, No. Carolina A&T |

1973

| | | |
|----|-----|----------------------------------|
| 1 | 23 | Ray Guy, P, Southern Mississippi |
| 2 | 49 | Monte Johnson, LB, Nebraska |
| 4A | 92 | Perry Smith, DB, Colorado State |
| 4B | 101 | Joe Wylie, WR, Oklahoma |
| 5A | 124 | Louis Neal, WR, Prairie View |
| 5B | 127 | Ron Mikalajczyk, T, Tampa |
| 6 | 153 | Brent Myers, T, Purdue |
| 7 | 179 | Gary Weaver, LB, Fresno State |

| | | |
|----|-----|-------------------------------|
| 8 | 205 | Mike Rae, QB, USC |
| 9 | 231 | Steve Sweeney, WR, California |
| 10 | 257 | Leo Allen, WR, Tuskegee |
| 11 | 283 | Jerry List, RB, Nebraska |
| 12 | 309 | James Krapf, LB, Alabama |
| 14 | 361 | Bruce Polen, DB, William Penn |
| 15 | 387 | David Leffers, G, Vanderbilt |
| 16 | 413 | Jerry Gadlin, WR, Wyoming |
| 17 | 439 | Mike Ryan, C, USC |

SUPPLEMENTAL DRAFT

| | | |
|------|-----|-------------------------------------|
| 1 | | Blenda Gay, DE, Fayetteville State |
| 1974 | | |
| 1 | 19 | Henry Lawrence, T, Florida A&M |
| 2 | 45 | Dave Casper, TE, Notre Dame |
| 3 | 75 | Mark van Eeghen, RB, Colgate |
| 4 | 93 | Morris Bradshaw, WR, Ohio State |
| 5 | 123 | Pete Wessel, DB, Northwestern |
| 6 | 148 | James McAlister, RB, UCLA |
| 7 | 175 | Rod Garcia, K, Stanford |
| 9 | 227 | Kenith Pope, DB, Oklahoma |
| 10 | 253 | Chris Arnold, DB, Virginia State |
| 11 | 279 | Harold Hart, RB, Texas Southern |
| 12 | 305 | Noe Gonzalez, RB, SW Texas St. |
| 13 | 330 | Mike Denney, LB, So. Mississippi |
| 14 | 357 | Don Willingham, RB, Wisc.-Milwaukee |
| 15 | 383 | Greg Mathis, DB, Idaho State |
| 16 | 409 | Delario Robinson, WR, Kansas |
| 17 | 435 | James Morris, DT, Missouri Valley |

1975

| | | |
|----|-----|--------------------------------|
| 1 | 24 | Neal Colzie, DB, Ohio State |
| 2 | 45 | Charles Phillips, DB, USC |
| 3 | 76 | Louis Carter, RB, Maryland |
| 5 | 128 | David Humm, QB, Nebraska |
| 7 | 180 | James Daniels, DB, Texas A&M |
| 9 | 232 | Harry Knight, QB, Richmond |
| 10 | 259 | Steve Sylvester, G, Notre Dame |
| 12 | 310 | Jack Magee, C, Boston College |
| 14 | 362 | Tom Doyle, DB, Yale |
| 15 | 389 | Paul Careathers, RB, Tennessee |

1976

| | | |
|-----|-----|-------------------------------------|
| 2A | 34 | Charles Philyaw, DE, Texas Southern |
| 2B | 50 | Jeb Blount, QB, Tulsa |
| 3 | 84 | Rik Bonness, LB, Nebraska |
| 4 | 110 | Herb McMath, DE, Morningside |
| 5 | 146 | Fred Steinfert, K, Boston College |
| 7 | 204 | Clarence Chapman, WR, E. Michigan |
| 8A | 220 | Jerome Dove, DB, Colorado State |
| 8B | 231 | Terry Kunz, RB, Colorado |
| 10 | 286 | Dwight Lewis, DB, Purdue |
| 11 | 313 | Rick Jennings, RB, Maryland |
| 12 | 343 | Cedric Brown, DB, Kent State |
| 13A | 367 | Craig Crnick, DE, Idaho |
| 13B | 370 | Mark Young, G, Washington State |
| 14 | 397 | Calvin Young, RB, Fresno State |
| 15 | 427 | Carl Hargrave, DB, Upper Iowa |
| 16 | 454 | Doug Hogan, DB, USC |
| 17A | 478 | Buddy Tate, DB, Tulsa |
| 17B | 481 | Nate Beasley, RB, Delaware |

1977

| | | |
|-----|-----|------------------------------------|
| 2A | 35 | Mike Davis, DB, Colorado |
| 2B | 57 | Ted McKnight, RB, Minnesota-Duluth |
| 4 | 112 | Mickey Marvin, G, Tennessee |
| 5A | 126 | Lester Hayes, DB, Texas A&M |
| 5B | 139 | Jeff Barnes, LB, California |
| 7 | 190 | Rich Martini, WR, UC Davis |
| 8 | 223 | Terry Robiskie, RB, LSU |
| 12A | 317 | Rod Martin, LB, USC |
| 12B | 334 | Rolf Benirschke, K, UC Davis |

1978

| | | |
|----|-----|-------------------------------------|
| 2 | 54 | Dave Browning, DE, Washington |
| 3A | 57 | Derrick Jensen, RB, Texas-Arlington |
| 3B | 82 | Lindsey Mason, T, Kansas |
| 4A | 86 | Maurice Harvey, DB, Ball State |
| 4B | 108 | Joe Stewart, WR, Missouri |
| 5 | 136 | Derrick Ramsey, TE, Kentucky |

ALL-TIME DRAFTS

| | | |
|-----|-----|--------------------------------------|
| 6A | 143 | Tom Davis, C, Nebraska |
| 6B | 164 | Mike Levenseller, WR, Washington St. |
| 7A | 176 | Arthur Whittington, RB, SMU |
| 7B | 192 | Earl Inmon, LB, Bethune-Cookman |
| 8 | 207 | Mark Nickols, LB, Colorado State |
| 11A | 291 | Dean Jones, WR, Fresno State |
| 11B | 304 | Bob Glazebrook, DB, Fresno State |
| 12 | 332 | Joe Conron, WR, Pacific |

1979

| | | |
|-----|-----|-------------------------------------|
| 2 | 42 | Willie Jones, DE, Florida State |
| 6A | 142 | Ira Matthews, KR, Wisconsin |
| 6B | 156 | Henry Williams, DB, San Diego State |
| 7 | 175 | Jack Matia, T, Drake |
| 8 | 209 | Robert Hawkins, RB, Kentucky |
| 9 | 238 | Jim Rourke, T, Boston College |
| 10 | 259 | Ricky Smith, DB, Tulane |
| 11 | 294 | Bruce Davis, T, UCLA |
| 12A | 316 | Dirk Abernathy, DB, Bowling Green |
| 12B | 320 | Reggie Kinlaw, DT, Oklahoma |

1980

| | | |
|----|-----|--------------------------------------|
| 1 | 15 | Marc Wilson, QB, BYU |
| 2 | 43 | Matt Millen, LB, Penn State |
| 5A | 125 | Kenny Lewis, RB, Virginia Tech |
| 5B | 126 | John Adams, LB, LSU |
| 5C | 128 | William Bowers, LB, North Carolina |
| 7 | 173 | Malcolm Barnwell, WR, Virginia Union |
| 8 | 194 | Kenny Hill, DB, Yale |
| 10 | 264 | Walter Carter, DT, Florida State |
| 11 | 291 | Mike Massey, LB, Arkansas |
| 12 | 322 | Calvin Muhammad, WR, Texas Southern |

1981

| | | |
|----|-----|-------------------------------------|
| 1A | 21 | Ted Watts, CB, Texas Tech |
| 1B | 23 | Curt Marsh, T, Washington |
| 2 | 48 | Howie Long, DE, Villanova |
| 4 | 111 | Johnny Robinson, DT, Louisiana Tech |
| 5 | 118 | James Davis, CB, Southern |
| 9 | 248 | Curt Mohl, T, UCLA |
| 10 | 276 | Frank Hawkins, RB, Nevada |
| 11 | 304 | Chester Willis, RB, Auburn |
| 12 | 332 | Phil Nelson, TE, Delaware |



DE Howie Long

1982

| | | |
|----|-----|-----------------------------------|
| 1 | 10 | Marcus Allen, RB, USC |
| 2A | 35 | Jack Squirek, LB, Illinois |
| 2B | 37 | Jim Romano, C, Penn State |
| 3 | 64 | Vann McElroy, S, Baylor |
| 4 | 91 | Ed Muransky, T, Michigan |
| 5 | 123 | Ed Jackson, LB, Louisiana Tech |
| 7 | 177 | Jeff Jackson, DE, Toledo |
| 10 | 263 | Rich D'Amico, LB, Penn State |
| 11 | 289 | Willie Turner, WR, LSU |
| 12 | 316 | Randy Smith, WR, East Texas State |

1983

| | | |
|---|-----|-------------------------------|
| 1 | 26 | Don Mosebar, T, USC |
| 2 | 54 | Bill Pickel, DT, Rutgers |
| 3 | 82 | Tony Caldwell, LB, Washington |
| 4 | 110 | Greg Townsend, DE, TCU |

| | | |
|----|-----|------------------------------------|
| 5 | 138 | Dokie Williams, WR, UCLA |
| 7 | 194 | Jeff McCall, RB, Clemson |
| 8 | 222 | Mike Dotterer, RB, Stanford |
| 9 | 249 | Kent Jordan, TE, St. Mary's |
| 10 | 277 | Mervyn Fernandez, WR, San Jose St. |
| 11 | 333 | Scott Lindquist, QB, No. Arizona |

1984

| | | |
|----|-----|----------------------------------|
| 2 | 51 | Sean Jones, DT, Northeastern |
| 3 | 84 | Joe McCall, RB, Pittsburgh |
| 5 | 127 | Andy Parker, TE, Utah |
| 6 | 168 | Stacey Toran, S, Notre Dame |
| 7 | 183 | Mitch Willis, DE, SMU |
| 8 | 224 | Sam Seale, WR, Western State |
| 11 | 282 | Gardner Williams, CB, St. Mary's |
| 12 | 336 | Randy Essington, QB, Colorado |

SUPPLEMENTAL DRAFT (USFL & CFL PLAYERS)

| | | |
|---|----|---|
| 1 | 28 | Chris Woods, WR, Auburn (Edmonton) |
| 2 | 56 | Stewart Hill, LB, Washington (Edmonton) |
| 3 | 84 | James Farr, G, Clemson (Washington) |

1985

| | | |
|-----|-----|---------------------------------------|
| 1 | 23 | Jessie Hester, WR, Florida State |
| 3A | 79 | Tim Moffett, WR, Mississippi |
| 3B | 80 | Stefon Adams, DB, East Carolina |
| 4 | 107 | Jamie Kimmel, LB, Syracuse |
| 5 | 135 | Dan Reeder, RB, Delaware |
| 6 | 143 | Rusty Hilger, QB, Oklahoma State |
| 7A | 186 | Kevin Belcher, T, Wisconsin |
| 7B | 188 | Mark Pattison, WR, Washington |
| 7C | 191 | Bret Clark, DB, Nebraska |
| 7D | 192 | Nick Haden, C, Penn State |
| 8 | 220 | Leonard Wingate, DT, So. Carolina St. |
| 9 | 246 | Chris Sydnor, DB, Penn State |
| 10A | 275 | Reggie McKenzie, LB, Tennessee |
| 10B | 276 | Albert Myres, DB, Tulsa |
| 11 | 303 | Steve Strachan, RB, Boston College |
| 12 | 332 | Raymond Polk, DB, Oklahoma State |

1986

| | | |
|----|-----|--------------------------------------|
| 1 | 24 | Bob Buczkowski, DE, Pittsburgh |
| 3 | 80 | Brad Cochran, CB, Michigan |
| 4A | 85 | Mike Wise, DE, UC Davis |
| 4B | 103 | Vance Mueller, RB, Occidental |
| 4C | 108 | Napoleon McCallum, RB, Navy |
| 6 | 164 | Doug Marrone, T, Syracuse |
| 7 | 191 | Bill Lewis, C, Nebraska |
| 8 | 219 | Joe Mauntel, LB, Eastern Kentucky |
| 9 | 246 | Zeph Lee, RB, USC |
| 10 | 275 | Jeff Reinke, DE, Mankato State |
| 11 | 302 | Randall Webster, LB, SW Oklahoma St. |
| 12 | 330 | Larry Shephard, WR, Houston |

1987

| | | |
|-----|-----|------------------------------------|
| 1 | 15 | John Clay, T, Missouri |
| 2 | 52 | Bruce Wilkerson, T, Tennessee |
| 3 | 81 | Steve Smith, RB, Penn State |
| 4 | 110 | Steve Beuerlein, QB, Notre Dame |
| 7 | 183 | Bo Jackson, RB, Auburn |
| 9 | 238 | Scott Eccles, TE, E. New Mexico |
| 10A | 254 | Rob Harrison, RB, Sacramento State |
| 10B | 265 | John Gesek, G, Sacramento State |
| 10C | 273 | Jim Ellis, LB, Boise State |
| 11A | 288 | Chris McLeomore, RB, Arizona |
| 11B | 294 | Mario Perry, TE, Mississippi |

1988

| | | |
|----|-----|-------------------------------------|
| 1A | 6 | Tim Brown, WR, Notre Dame |
| 1B | 9 | Terry McDaniel, CB, Tennessee |
| 1C | 25 | Scott Davis, DE, Illinois |
| 4 | 90 | Tim Rother, DT, Nebraska |
| 5 | 131 | Dennis Price, CB, UCLA |
| 6 | 143 | Erwin Grabisna, LB, Case W. Reserve |
| 7 | 171 | Derrick Crudup, DB, Oklahoma |
| 8 | 199 | Mike Alexander, WR, Penn State |
| 9A | 227 | Reggie Ware, RB, Auburn |
| 9B | 229 | Scott Tabor, P, California |
| 10 | 255 | Newt Harrell, G, West Texas State |
| 11 | 283 | David Weber, QB, Carroll College |
| 12 | 311 | Greg Kunkel, G, Kentucky |

ALL-TIME DRAFTS

1989

| | | |
|----|-----|----------------------------------|
| 2 | 29 | Steve Wisniewski, G, Penn State |
| 6A | 140 | Jeff Francis, QB, Tennessee |
| 6B | 156 | Doug Lloyd, RB, North Dakota St. |
| 8 | 205 | Derrick Gainer, RB, Florida A&M |
| 9 | 235 | Gary Gooden, WR, Indiana |
| 10 | 262 | Charles Jackson, DT, Jackson St. |

1990

| | | |
|-----|-----|----------------------------------|
| 1 | 11 | Anthony Smith, DE, Arizona |
| 2 | 37 | Aaron Wallace, LB, Texas A&M |
| 4 | 95 | Torin Dorn, CB, North Carolina |
| 6 | 149 | Marcus Wilson, RB, Virginia |
| 7 | 173 | Garry Lewis, CB, Albion State |
| 8 | 197 | A.J. Jimerson, LB, Norfolk State |
| 9 | 230 | Leon Perry, RB, Oklahoma |
| 11A | 303 | Ron Lewis, WR, Jackson State |
| 11B | 304 | Myron Jones, RB, Fresno State |
| 12A | 317 | Major Harris, QB, West Virginia |
| 12B | 331 | Demetrius Davis, TE, Nevada |

1991

| | | |
|----|-----|-----------------------------------|
| 1 | 24 | Todd Marinovich, QB, USC |
| 2 | 43 | Nick Bell, RB, Iowa |
| 4 | 100 | Raghib Ismail, WR, Notre Dame |
| 6 | 146 | Nolan Harrison, DT, Indiana |
| 8A | 213 | Brian Jones, LB, Texas |
| 8B | 219 | Todd Woulard, LB, Alabama A&M |
| 9 | 247 | Tahaun Lewis, CB, Nebraska |
| 10 | 274 | Andrew Glover, TE, Grambling |
| 12 | 330 | Dennis Johnson, CB, Winston-Salem |

1992

| | | |
|----|-----|-------------------------------------|
| 1 | 16 | Chester McGlockton, DT, Clemson |
| 2 | 32 | Greg Skrepenak, T, Michigan |
| 5 | 128 | Derrick Hoskins, S, So. Mississippi |
| 6 | 156 | Tony Rowell, C, Florida |
| 7A | 173 | Curtis Cotton, S, Nebraska |
| 7B | 185 | Kevin Smith, RB, UCLA |
| 10 | 268 | Alberto White, LB, Texas Southern |
| 12 | 324 | Tom Roth, G, Southern Illinois |

1993

| | | |
|----|-----|------------------------------------|
| 1 | 12 | Patrick Bates, S, Texas A&M |
| 3A | 58 | Billy Joe Hobert, QB, Washington |
| 3B | 72 | James Trapp, CB, Clemson |
| 5 | 125 | Olanda Truitt, WR, Mississippi St. |
| 7 | 181 | Greg Biekert, LB, Colorado |
| 8 | 208 | Greg Robinson, RB, NE Louisiana |

1994

| | | |
|---|-----|------------------------------------|
| 1 | 22 | Rob Fredrickson, LB, Michigan St. |
| 2 | 52 | James Folsom, DE, NE Louisiana |
| 3 | 80 | Calvin Jones, RB, Nebraska |
| 4 | 120 | Austin Robbins, DT, North Carolina |
| 5 | 159 | Roosevelt Patterson, G, Alabama |
| 7 | 217 | Rob Holmberg, LB, Penn State |

1995

| | | |
|----|-----|----------------------------------|
| 1 | 18 | Napoleon Kaufman, RB, Washington |
| 2 | 49 | Barret Robbins, C, TCU |
| 3 | 86 | Joe Aska, RB, Central State |
| 4 | 118 | Mike Morton, LB, North Carolina |
| 5A | 138 | Matt Dyson, LB, Michigan |
| 5B | 154 | Jeff Kysar, T, Arizona State |
| 6 | 190 | Eli Herring, T, BYU |

1996

| | | |
|----|-----|------------------------------------|
| 1 | 9 | Rickey Dudley, TE, Ohio State |
| 2 | 57 | Lance Johnstone, DE, Temple |
| 5 | 166 | La'Roi Glover, DT, San Diego State |
| 6 | 183 | Tim Hall, RB, Robert Morris |
| 7A | 220 | Sedric Clark, LB, Tulsa |
| 7B | 224 | Darius Smith, C, Sam Houston St. |
| 7C | 248 | Joey Wylie, G, Stephen F. Austin |

1997

| | | |
|----|-----|---------------------------------|
| 1 | 2 | Darrell Russell, DT, USC |
| 3A | 72 | Adam Treu, G, Nebraska |
| 3B | 85 | Tim Kohn, G, Iowa State |
| 4 | 123 | Chad Levitt, RB, Cornell |
| 6A | 172 | Calvin Branch, CB, Colorado St. |
| 6B | 193 | Grady Jackson, DT, Knoxville |

1998

| | | |
|----|-----|------------------------------------|
| 1A | 4 | Charles Woodson, CB, Michigan |
| 1B | 23 | Mo Collins, T, Florida |
| 2 | 31 | Leon Bender, DT, Washington St. |
| 3 | 63 | Jon Ritchie, RB, Stanford |
| 4 | 109 | Gennaro DiNapoli, G, Virginia Tech |
| 5A | 127 | Jeremy Brigham, TE, Washington |
| 5B | 152 | Travian Smith, LB, Oklahoma |
| 7A | 230 | Vince Amey, DE, Arizona State |
| 7B | 235 | David Sanders, DE, Arkansas |

1999

| | | |
|----|-----|---------------------------------|
| 1 | 18 | Matt Stinchcomb, T, Georgia |
| 2 | 40 | Tony Bryant, DE, Florida State |
| 4 | 102 | Dameane Douglas, WR, California |
| 5A | 146 | Eric Barton, LB, Maryland |
| 5B | 153 | Rod Coleman, LB, East Carolina |
| 6 | 188 | Daren Yancey, DT, BYU |
| 7 | 224 | JoJuan Armour, LB, Miami (Ohio) |

2000

| | | |
|----|-----|--|
| 1 | 17 | Sebastian Janikowski, K, Florida State |
| 2 | 47 | Jerry Porter, WR, West Virginia |
| 4 | 107 | Junior Ioane, DT, Arizona State |
| 5 | 142 | Shane Lechler, P, Texas A&M |
| 7A | 227 | Mondriel Fulcher, TE, Miami (Fla.) |
| 7B | 231 | Clifton Black, S, SW Texas State |

2001

| | | |
|----|-----|---------------------------------------|
| 1 | 28 | Derrick Gibson, S, Florida State |
| 2 | 59 | Marques Tuiasosopo, QB, Washington |
| 3 | 89 | DeLawrence Grant, DE, Oregon State |
| 5 | 158 | Raymond Perryman, S, Northern Arizona |
| 6 | 184 | Chris Cooper, DT, Nebraska-Omaha |
| 7A | 228 | Derek Combs, RB, Ohio State |
| 7B | 229 | Ken-Yon Rambo, WR, Ohio State |

2002

| | | |
|----|-----|------------------------------------|
| 1A | 17 | Phillip Buchanon, CB, Miami (Fla.) |
| 1B | 23 | Napoleon Harris, LB, Northwestern |
| 2A | 53 | Langston Walker, OL, California |
| 2B | 55 | Doug Jolley, TE, BYU |
| 5 | 147 | Kenyon Coleman, DE, UCLA |
| 6A | 189 | Keyon Nash, S, Albany State (Ga.) |
| 6B | 197 | Larry Ned, RB, San Diego State |
| 7 | 235 | Ronald Curry, QB, North Carolina |

2003

| | | |
|----|-----|------------------------------------|
| 1A | 31 | Nnamdi Asomugha, CB, California |
| 1B | 32 | Tyler Brayton, DE, Colorado |
| 2 | 63 | Teyo Johnson, TE, Stanford |
| 3A | 83 | Sam Williams, DE, Fresno State |
| 3B | 96 | Justin Fargas, RB, USC |
| 4 | 129 | Shurron Pierson, DE, South Florida |
| 5 | 167 | Doug Gabriel, WR, UCF |
| 6 | 204 | Dustin Rykert, T, BYU |
| 7A | 246 | Siddeeq Shabazz, S, New Mexico St. |
| 7B | 262 | Ryan Hoag, WR, Gustavus Adolphus |

2004

| | | |
|----|-----|--------------------------------------|
| 1 | 2 | Robert Gallery, T, Iowa |
| 2 | 45 | Jake Grove, C, Virginia Tech |
| 3 | 67 | Stuart Schweigert, S, Purdue |
| 4 | 99 | Carlos Francis, WR, Texas Tech |
| 5 | 134 | Johnnie Morant, WR, Syracuse |
| 6A | 166 | Shawn Johnson, DE, Delaware |
| 6B | 182 | Cody Spencer, LB, North Texas |
| 7A | 245 | Courtney Anderson, TE, San Jose St. |
| 7B | 255 | Andre Sommersell, LB, Colorado State |

2005

| | | |
|----|-----|------------------------------------|
| 1 | 23 | Fabian Washington, CB, Nebraska |
| 2 | 38 | Stanford Routt, CB, Houston |
| 3A | 69 | Andrew Walter, QB, Arizona State |
| 3B | 78 | Kirk Morrison, LB, San Diego State |
| 6A | 175 | Anttaj Hawthorne, DT, Wisconsin |
| 6B | 212 | Ryan Riddle, LB, California |
| 6C | 214 | Pete McMahon, T, Iowa |

ALL-TIME DRAFTS

2006

| | | |
|----|-----|----------------------------------|
| 1 | 7 | Michael Huff, DB, Texas |
| 2 | 38 | Thomas Howard, LB, UTEP |
| 3 | 69 | Paul McQuistan, OL, Weber State |
| 4 | 101 | Darnell Bing, LB, USC |
| 6 | 176 | Kevin Boothe, OL, Cornell |
| 7A | 214 | Chris Morris, OL, Michigan State |
| 7B | 255 | Kevin McMahan, WR, Maine |

2007

| | | |
|----|-----|--------------------------------------|
| 1 | 1 | JaMarcus Russell, QB, LSU |
| 2 | 38 | Zach Miller, TE, Arizona State |
| 3A | 65 | Quentin Moses, DE, Georgia |
| 3B | 91 | Mario Henderson, T, Florida State |
| 3C | 99 | Johnnie Lee Higgins, WR, UTEP |
| 4A | 100 | Michael Bush, RB, Louisville |
| 4B | 110 | John Bowie, CB, Cincinnati |
| 5A | 138 | Jay Richardson, DE, Ohio State |
| 5B | 165 | Eric Frampton, S, Washington State |
| 6 | 175 | Oren O'Neal, RB, Arkansas State |
| 7 | 254 | Jonathan Holland, WR, Louisiana Tech |

2008

| | | |
|----|-----|------------------------------------|
| 1 | 4 | Darren McFadden, RB, Arkansas |
| 4A | 100 | Tyvon Branch, DB, Connecticut |
| 4B | 125 | Arman Shields, WR, Richmond |
| 6 | 169 | Trevor Scott, DE, Buffalo |
| 7 | 226 | Chaz Schilens, WR, San Diego State |

2009

| | | |
|----|-----|-----------------------------------|
| 1 | 7 | Darrius Heyward-Bey, WR, Maryland |
| 2 | 47 | Mike Mitchell, S, Ohio |
| 3 | 77 | Matt Shaughnessy, DE, Wisconsin |
| 4A | 124 | Louis Murphy, WR, Florida |
| 4B | 126 | Slade Norris, LB, Oregon State |
| 6A | 199 | Stryker Sulak, DE, Missouri |
| 6B | 202 | Brandon Myers, TE, Iowa |

2010

| | | |
|----|-----|-----------------------------------|
| 1 | 8 | Rolando McClain, LB, Alabama |
| 2 | 44 | Lamarr Houston, DE, Texas |
| 3 | 69 | Jared Veldheer, T, Hillsdale |
| 4A | 106 | Bruce Campbell, T, Maryland |
| 4B | 108 | Jacoby Ford, WR, Clemson |
| 5 | 138 | Walter McFadden, CB, Auburn |
| 6 | 190 | Travis Goethel, LB, Arizona State |
| 7A | 215 | Jeremy Ware, CB, Michigan State |
| 7B | 251 | Stevie Brown, S, Michigan |

2011

| | | |
|----|-----|--------------------------------------|
| 2 | 48 | Stefen Wisniewski, C, Penn State |
| 3A | 81 | DeMarcus Van Dyke, CB, Miami (Fla.) |
| 3B | 92 | Joe Barksdale, T, LSU |
| 4A | 113 | Chimdi Chekwa, CB, Ohio State |
| 4B | 125 | Taiwan Jones, RB, Eastern Washington |
| 5 | 148 | Denarius Moore, WR, Tennessee |
| 6 | 181 | Richard Gordon, TE, Miami (Fla.) |
| 7 | 241 | David Ausberry, TE, USC |

SUPPLEMENTAL DRAFT

| | | |
|---|--|--------------------------------|
| 3 | | Terrelle Pryor, QB, Ohio State |
|---|--|--------------------------------|

2012

| | | |
|----|-----|-------------------------------------|
| 3 | 95 | Tony Bergstrom, G, Utah |
| 4 | 129 | Miles Burris, LB, San Diego State |
| 5A | 158 | Jack Crawford, DE, Penn State |
| 5B | 168 | Juron Criner, WR, Arizona |
| 6 | 189 | Christo Bilukidi, DT, Georgia State |
| 7 | 230 | Nathan Stupar, LB, Penn State |

2013

| | | |
|----|-----|-----------------------------------|
| 1 | 12 | DJ Hayden, CB, Houston |
| 2 | 42 | Menelik Watson, T, Florida State |
| 3 | 66 | Sio Moore, LB, Connecticut |
| 4 | 112 | Tyler Wilson, QB, Arkansas |
| 6A | 172 | Nick Kasa, TE, Colorado |
| 6B | 181 | Lataavius Murray, RB, UCF |
| 6C | 184 | Mychal Rivera, TE, Tennessee |
| 6D | 205 | Stacy McGee, DT, Oklahoma |
| 7A | 209 | Brice Butler, WR, San Diego State |
| 7B | 233 | David Bass, DE, Missouri Western |

2014

| | | |
|----|-----|---------------------------------------|
| 1 | 5 | Khalil Mack, LB, Buffalo |
| 2 | 36 | Derek Carr, QB, Fresno State |
| 3 | 81 | Gabe Jackson, G, Mississippi State |
| 4A | 107 | Justin Ellis, DT, Louisiana Tech |
| 4B | 116 | Keith McGill, CB, Utah |
| 7A | 219 | TJ Carrie, CB, Ohio |
| 7B | 235 | Shelby Harris, DE, Illinois State |
| 7C | 247 | Jonathan Dowling, S, Western Kentucky |

2015

| | | |
|----|-----|--------------------------------------|
| 1 | 4 | Amari Cooper, WR, Alabama |
| 2 | 35 | Mario Edwards Jr., DE, Florida State |
| 3 | 68 | Clive Walford, TE, Miami (Fla.) |
| 4 | 128 | Jon Feliciano, G, Miami (Fla.) |
| 5A | 140 | Ben Heeney, LB, Kansas |
| 5B | 161 | Neiron Ball, LB, Florida |
| 6 | 179 | Max Valles, DE, Virginia |
| 7A | 218 | Anthony Morris, T, Tennessee St. |
| 7B | 221 | Andre Debose, WR, Florida |
| 7C | 242 | Dexter McDonald, DB, Kansas |



GM Reggie McKenzie, WR Amari Cooper and Head Coach Jack Del Rio

2016

| | | |
|---|-----|--------------------------------------|
| 1 | 14 | Karl Joseph, S, West Virginia |
| 2 | 44 | Jihad Ward, DL, Illinois |
| 3 | 75 | Shilique Calhoun, LB, Michigan State |
| 4 | 100 | Connor Cook, QB, Michigan State |
| 5 | 143 | DeAndre Washington, RB, Texas Tech |
| 6 | 194 | Cory James, LB, Colorado State |
| 7 | 234 | Vadal Alexander, G, Louisiana State |

ALL-TIME ASSISTANT COACHES

| Name | College | Position Coached | Years |
|---------------------|--------------------------|--|------------------|
| ADAMS, Tim | Air Force | Strength and Conditioning | 2003 |
| ADOLPH, Dave | Akron | Linebackers | 1989-91, 1997-98 |
| ANNO, Sam | USC | Defensive Assistant | 2015-16 |
| APRIL, Bobby | Nicholls State | Special Teams Coordinator | 2013-14 |
| AVEZZANO, Joe | Florida State | Special Teams Coordinator | 2004-05 |
| BAYLESS, Martin | Bowling Green | Special Teams Assistant | 2004-05 |
| BIEKERT, Greg | Colorado | Linebackers | 2011 |
| BILETNIKOFF, Fred | Florida State | Quality Control-Offense/Wide Receivers | 1989-2006 |
| BOARD, Dwaine | North Carolina A&T | Defensive Line | 2009 |
| BOGHOSIAN, Sam | UCLA | Offensive Line | 1979-87 |
| BONIOL, Chris | Louisiana Tech | Assistant Special Teams | 2014 |
| BRESNAHAN, Chuck | Navy | Defensive Backs/Defensive Coordinator | 1998-2003, 2011 |
| BROWN, Willie | Grambling | Defensive Backs/Squad Development | 1979-88, 1995-11 |
| BUGEL, Joe | Western Kentucky | Assistant Head Coach-Offense | 1995-96 |
| BURNS, Keith | Arkansas | Assistant Special Teams | 2012-13 |
| CABLE, Tom | Idaho | Offensive Line | 2007-08 |
| CALLAHAN, Bill | Illinois Benedictine | Offensive Coordinator/Offensive Line/Tight Ends | 1998-2001 |
| CASULLO, Bob | Brockport State | Special Teams | 2000-03 |
| CLANCY, Sam | Pittsburgh | Defensive Line | 2004-05 |
| COE, Charles | Kansas State | Wide Receivers | 2007 |
| COLLETT, Jim | UCLA | Offensive Line | 2005 |
| CODY, Ed | Purdue | Assistant Coach | 1960 |
| CONKRIGHT, Red | Oklahoma | Defensive Coach | 1962 |
| CREGG, James | Colorado State | Assistant Offensive Line | 2007-08 |
| CUNNINGHAM, Gunther | Oregon | Linebackers/Defensive Line | 1991-94 |
| DAHMS, Tom | San Diego State | Defensive Line | 1963-78 |
| DAISHER, Ted | Western Michigan | Special Teams Coordinator | 2006 |
| DeFILIPPO, John | James Madison | Quarterbacks | 2007-08, 2012-14 |
| DICKSON, George | Notre Dame | Defensive Backfield | 1961 |
| DOWNING, Todd | Minnesota | Quarterbacks | 2015-16 |
| DUNN, John | Penn State | Strength and Conditioning | 1987-89 |
| EATMAN, Irv | UCLA | Co-Offensive Line | 2006 |
| ENGLEBERG, Buggsy | East Tennessee State | Kicking | 1968 |
| ERBER, Lew | Montclair State | Offensive Backfield/Wide Receivers | 1976-81 |
| ERKENBECK, Jim | San Diego State | Tight Ends | 1999-2001 |
| ETO, Darryl | Arizona | Assistant Strength and Conditioning | 2015-16 |
| FASSEL, Jim | Long Beach State | Quarterbacks | 1995 |
| FASSEL, John | Weber State | Asst. Special Teams/Special Teams | 2008-11 |
| FELDMAN, Marty | Stanford | Assistant Coach | 1960-61 |
| FISH, Jeff | Western Carolina | Strength and Conditioning | 2004-07 |
| FLORES, Tom | Pacific | Receivers | 1972-78 |
| FORD, Robert | Houston | Quality Control-Offense | 2006 |
| FOX, John | San Diego State | Defensive Coordinator | 1994-95 |
| FRANKLIN, Chet | Utah | Defensive Backfield | 1980-86 |
| FRANKLIN, Jethro | Fresno State | Defensive Line | 2015-16 |
| FULLER, Curtis | TCU | Quality Control-Special Teams | 2007 |
| GANSZ, Frank Jr | Citadel | Special Teams | 1998-99 |
| GIBBS, Alex | Davidson | Assistant to Head Coach | 1988-89 |
| GIEMONT, Garrett | Fullerton College | Strength and Conditioning | 1995-2003 |
| GILMORE, Ted | Wyoming | Wide Receivers | 2012-14 |
| GOMES, Joe | St. Mary's (England) | Strength and Conditioning | 2015-16 |
| GRIECO, John | Florida | Assistant Strength and Conditioning | 2012-14 |
| GRIFFITH, Justin | Mississippi State | Quality Control-Offense | 2012-14 |
| GRISWOLD, Chris | Hobart | Quality Control-Defense | 2002-05 |
| GRUNEISEN, Sam | Villanova | Linebackers | 1987-90 |
| GUIDICI, Fred | San Jose State | Quality Control-Defense | 1995 |
| GUY, John | North Carolina A&T | Defensive Assistant | 1995-97 |
| HACKETT, Paul | UC Davis | Quarterbacks | 2009-10 |
| HALL, Sid | Pacific | Linebackers | 1969-70 |
| HALUCHAK, Mike | USC | Linebackers | 2009-10 |
| HAMILTON, Ray | Oklahoma | Defensive Line | 1993-94 |
| HANSON, Randy | Pacific (Ore.) | Assistant Defensive Backs/Assistant Coach, Defense | 2007-09 |
| HARBAUGH, Jim | Michigan | Offensive Assistant | 2002-03 |
| HARRIS, Bishop | North Carolina Central | Running Backs | 1995-97 |
| HASLETT, Jim | Indiana of Pennsylvania | Linebackers | 1993-94 |
| HELTON, Kim | Florida | Offensive Line | 1990-92 |
| HENRY, Adam | McNeese State | Quality Control-Offense/Tight Ends | 2007-11 |
| HOFFMAN, Steve | Dickinson (Penn.) | Special Teams Coordinator | 2012 |
| HOLLAND, Johnny | Texas A&M | Linebackers | 2012 |
| HOLOVAK, Mike | Boston College | Receivers | 1971 |
| HOLT, Tim | Southern Connecticut St. | Assistant Offensive Line | 2015-16 |
| HOLZ, Nick | Colorado | Offensive Assistant/Quality Control-Offense | 2012-16 |
| HUNLEY, Ricky | Arizona | Assistant Linebackers | 2011 |
| HUTSON, Mark | Oklahoma | Tight Ends | 2012-14 |

ALL-TIME ASSISTANT COACHES

| Name | College | Position Coached | Years |
|-------------------|---------------------------|--|------------------------|
| JACKSON, Hue | Pacific | Offensive Coordinator | 2010 |
| JENKINS, Robert | UCLA | Offensive Assistant | 1997-98 |
| JOHNSON, Bobby | Miami (Ohio) | Tight Ends | 2015-16 |
| JOHNSON, Don | Jersey City State | Assistant Defensive Line | 2007-08 |
| JONES, Pat | Arkansas | Outside Linebackers | 2004-05 |
| JONES, Ronnie | Northeast Oklahoma | Linebackers | 1992 |
| JORGE, Ernie | St. Mary's | Assistant Coach | 1960 |
| KALMINAR, Tom | Nevada | Offensive Backfield | 1960-62 |
| KENNAN, Larry | La Verne | Quarterbacks | 1982-87, 1996 |
| KJOWSKI, Kevin | Appalachian State | Strength and Conditioning Assistant | 2015-16 |
| KNAPP, Greg | Sacramento State | Offensive Coordinator | 2007-08, 2012 |
| KROMER, Aaron | Miami (Ohio) | Offensive Assistant/Offensive Line | 2001-04 |
| LAL, Sanjay | Washington | Quality Control-Offense/Wide Receivers | 2007-11 |
| LEGGETT, Earl | Louisiana State | Defensive Line | 1979-88, 1991-92 |
| LEONE, Bert | Ohio State | Quality Control-Defense | 2009 |
| LOFTON, James | Stanford | Wide Receivers | 2008 |
| LOPEZ, Clayton | Nevada | Defensive Backs | 2004-05, 2012-14 |
| LOWE, Woodrow | Alabama | Defensive Assistant | 1999-2000 |
| LYNN, Johnnie | UCLA | Defensive Backs | 2012-14 |
| LYNN, Ron | Mt. Union | Defensive Backs | 2000-03 |
| MADDEN, John | Cal Poly, San Luis Obispo | Linebackers | 1967-68 |
| MADDOCK, Bob | Notre Dame | Defensive Line | 1963 |
| MADRO, Joe | Ohio State | Assistant Coach | 1977-82 |
| MALAVASI, Ray | Mississippi State | Linebackers | 1971-72 |
| MARINOVICH, Marv | Southern California | Strength | 1968-70 |
| MARSHALL, John | Washington State | Defensive Coordinator | 2009-10 |
| MARTIN, Don | Harvard | Quality Control-Defense | 1998-2003 |
| MARTINDALE, Don | Defiance College | Inside Linebackers/Linebackers | 2004-08 |
| MARTINEZ, George | NW Oklahoma State | Quality Control-Defense | 2006-08 |
| McCABE, Richard | Pittsburgh | Defensive Backfield | 1969-70 |
| McELWAIN, Jim | Eastern Washington | Quarterbacks | 2006 |
| McKINNEY, Odis | Colorado | Defensive Backs | 1990-94 |
| MEYERS, Bill | Stanford | Offensive Line/Assistant to Head Coach-Tight Ends, Tackles | 1993-97 |
| MICHAELS, Walt | Washington & Lee | Assistant Coach | 1962 |
| MICHALCZIK, Jim | Washington State | Offensive Line | 2009-10 |
| MILLARD, Keith | Washington State | Defensive Line Assistant/Defensive Line | 2005-08 |
| MILLER, Al | Northeast Louisiana | Strength and Conditioning | 2012-13 |
| MILLER, Wes | Missouri State | Strength and Conditioning Assistant | 2015-16 |
| MISCHAK, Bob | Army | Tight Ends | 1973-74, 1979-87, 1994 |
| MOORE, Myrel | California-Davis | Linebackers | 1978-79 |
| MOORE, Rob | Syracuse | Wide Receivers | 2015-16 |
| MORGAN, Chris | Colorado | Assistant Offensive Line | 2009-10 |
| MORTON, John | Western Michigan | Offensive Assistant/Tight Ends | 1998-2004 |
| MUSGRAVE, Bill | Oregon | Quarterbacks/Offensive Coordinator | 1997, 2015-16 |
| NICOLAU, Nick | Southern Connecticut | Wide Receivers | 1988 |
| NORTON, Jr., Ken | UCLA | Defensive Coordinator | 2015-16 |
| NORVELL, Jay | Iowa | Tight Ends | 2002-03 |
| OLSON, Greg | Central Washington | Offensive Coordinator | 2013-14 |
| ORTMAYER, Steve | La Verne | Football Ops/Special Teams | 1978-86, 1990-94 |
| PAGAC, Fred | Ohio State | Linebackers | 2001-06 |
| PAGANO, Chuck | Wyoming | Defensive Assistant | 2005-06 |
| PARMALEE, Bernie | Ball State | Running Backs | 2015-16 |
| PEETE, Skip | Kansas | Running Backs | 1998-06 |
| PEETZ, Jake | Nebraska | Senior Offensive Assistant/Assistant Quarterbacks | 2015-16 |
| PELCH, Aaron | Weber State | Assistant Special Teams | 2009 |
| PERKINS, Ray | Alabama | Offensive Coordinator | 1997 |
| PERRY, Darren | Penn State | Defensive Backs | 2007-08 |
| PETERS, Floyd | San Francisco State | Defensive Line | 1995-96 |
| POLLACK, Frank | Northern Arizona | Offensive Line | 2012 |
| POLONCHEK, John | Michigan State | Offensive Backfield | 1967-71 |
| RATHMAN, Tom | Nebraska | Running Backs | 2007-08 |
| RAUCH, John | Georgia | Offensive Backs | 1963-65 |
| RAYE, Jimmy | Michigan State | Assistant Head Coach/Offensive Coordinator | 2004-05 |
| REILLY, Jack | Long Beach State | Offensive Backs | 1994 |
| ROACH, Paul | Black Hills State | Offensive Backfield | 1972-74 |
| ROBERTSON, Marcus | Iowa State | Assistant Defensive Backs/Defensive Backs | 2014-16 |
| ROBINSON, John | Oregon | Offensive Backfield | 1975 |
| ROBISKIE, Terry | LSU | Coaches Assistant/Tight Ends | 1982-93 |
| RODRIGUEZ, Pete | Western State (Colo.) | Special Teams | 1988-89 |
| ROLL, Brad | Stephen F. Austin | Strength and Conditioning | 2008-11 |
| ROSS, Kevin | Temple | Defensive Backs | 2010-11 |
| ROSS, Robin | Washington State | Linebackers | 1999-2000 |
| ROWEN, Keith | Stanford | Offensive Line | 1997-98 |
| RYAN, Rob | SW Oklahoma State | Defensive Coordinator | 2004-08 |

ALL-TIME ASSISTANT COACHES

| Name | College | Position Coached | Years |
|---------------------|---------------------------|---|---------------------------|
| SANDERS, Bob | Davidson | Linebackers | 2013-14 |
| SANDERS, Eric | UC Davis | Quality Control-Offense/Quality Control-Defense | 2010-14 |
| SARKISIAN, Steve | Brigham Young | Quarterbacks | 2004 |
| SAUNDERS, Al | San Jose State | Offensive Coordinator/Sr. Offensive Assistant | 2011-14 |
| SCANGARELLO, Rich | Sacramento State | Quality Control-Offense | 2009 |
| SCANNELLA, Joe | Lehigh | Special Teams/Offensive Backs | 1972-77, 1987-93 |
| SCHLEICHER | Penn State | Linebackers | 1965 |
| SCHNEIDER, Brian | Colorado State | Special Teams Coordinator | 2007-08 |
| SEELY, Brad | South Dakota State | Special Teams Coordinator | 2015-16 |
| SHAFFER, Steve | Utah State | Defensive Backs | 1995-97 |
| SHAW, David | Stanford | Quality Control-Offense/Quarterbacks | 1998-2001 |
| SHAW, Willie | New Mexico | Defensive Coordinator | 1998-99 |
| SHELL, Art | Maryland State | Offensive Line | 1983-89 |
| SHINNICK, Don | UCLA | Linebackers | 1973-77 |
| SHOOP, John | University of the South | Tight Ends | 2005-06 |
| SIMS, Darryl | Wisconsin | Assistant Defensive Line | 2006 |
| SKIPPER, Kelly | Fresno State | Tight Ends/Running Backs | 2007-14 |
| SLATER, Jackie | Jackson State | Co-Offensive Line | 2006 |
| SMITH, Tracy | LSU | Assistant Special Teams | 2015-16 |
| SMITH, Travis | Cal Poly | Defensive Assistant/Quality Control-Defense | 2012-16 |
| SPARANO, Tony | New Haven | Asst. Head Coach/Offensive Line | 2013-14 |
| SPENCER, Kevin | Springfield | Special Teams | 1995-97 |
| SPENCER, Oliver | Kansas | Offensive Line/Defensive Line | 1962-79 |
| STANTON, Jack | North Carolina State | Defensive Backs | 1989-94 |
| STEPHENS, Vernon | North Florida | Assistant Strength and Conditioning | 2014 |
| STEVENS, Gary | John Carroll | Quarterbacks | 1998-2000 |
| SUMNER, Charles | William & Mary | Defensive Backfield/Linebackers | 1963-68, 1979-83, 1987-88 |
| SUNSERI, Sal | Pittsburgh | Linebackers | 2015-16 |
| SWEENEY, Jim | Portland State | Special Teams | 1978 |
| TARVER, Jason | Santa Clara | Defensive Coordinator | 2012-14 |
| TICE, Mike | Maryland | Offensive Line | 2015-16 |
| TILLMAN, Rusty | Northern Arizona | Special Teams | 1996-97 |
| TOLLNER, Ted | Cal Poly, San Luis Obispo | Passing Game Coordinator | 2009-10 |
| TRESTMAN, Marc | Morehead State | Senior Assistant/Offensive Coordinator | 2001-03 |
| TURNER, Chris | Long Beach State | Offensive Assistant | 2002-05 |
| URBANIK, Bill | Ohio State | Defensive Line | 1989-90, 1997 |
| VIESELMEYER, Brent | Redlands | Assistant Linebackers | 2015-16 |
| WALSH, Bill | San Jose State | Offensive Backfield | 1966 |
| WALSH, Tom | U.C. Santa Barbara | Wide Receivers/Quarterbacks/Offensive Coordinator | 1982-94, 2006 |
| WARD, Lorenzo | Alabama | Assistant Defensive Backs/Special Teams | 2006 |
| WARREN, Jimmy | Illinois | Defensive Backs | 1987-88 |
| WASHINGTON, Lionel | Tulane | Defensive Backs | 2009-10 |
| WAUFLE, Mike | Utah State | Defensive Line | 1998-2003, 2010-11 |
| WHITE, Mike | California | Quarterbacks/Offensive Line | 1990-94 |
| WHITTINGHAM, Fred | Cal Poly, San Luis Obispo | Linebackers | 1995-97 |
| WHITTINGTON, Arthur | Southern Methodist | Assistant | 1993-94 |
| WILKERSON, Doug | North Carolina Central | Strength and Conditioning | 1994 |
| WILLIAMS, Terrell | East Carolina | Defensive Line | 2012-14 |
| WILLSEY, Ray | California | Defensive Backfield/Offensive Backfield | 1978-87 |
| WILSON, Mike | Washington State | Wide Receivers | 1995-96 |
| WISNIEWSKI, Steve | Penn State | Assistant Offensive Line | 2011-12 |
| WOOD, Dick | Auburn | Ends | 1969-70 |
| WOODS, Joe | Illinois State | Defensive Backs | 2014 |
| WOODSON, Rod | Purdue | Assistant Coach, Cornerbacks/Assistant Defensive Back | 2011, 15-16 |
| WYLIE, Bob | Roger Williams | Offensive Line | 2011 |
| ZEMAN, Bob | Wisconsin | Defensive Backfield/Linebackers | 1971-77, 1984-86 |

ALL-LEAGUE SELECTIONS

- 1960 All-AFL: Center Jim Otto
- 1961 All-AFL: Center Jim Otto
- 1962 All-AFL: Center Jim Otto, defensive back Fred Williamson.
- 1963 All-AFL: Center Jim Otto, wide receiver Art Powell, running back Clem Daniels, defensive back Fred Williamson.
- 1964 All-AFL: Center Jim Otto, wide receiver Art Powell.
- 1965 All-AFL: Center Jim Otto, wide receiver Art Powell, defensive back Dave Grayson.
- 1966 All-AFL: Center Jim Otto, guard Wayne Hawkins, defensive back Kent McCloughan.
- 1967 All-AFL: Center Jim Otto, guard Gene Upshaw, tackle Harry Schuh, tight end Billy Cannon, quarterback Daryle Lamonica, running back Hewritt Dixon, defensive end Ben Davidson, defensive tackle Tom Keating, linebacker Dan Conners, defensive back Kent McCloughan.
- 1968 All-AFL: Center Jim Otto, guard Gene Upshaw, running back Hewritt Dixon, defensive tackle Dan Birdwell, linebacker Dan Conners, defensive backs Willie Brown, Dave Grayson.
- 1969 All-AFL: Center Jim Otto, guard Gene Upshaw, tackle Harry Schuh, wide receivers Fred Biletnikoff, Warren Wells, quarterback Daryle Lamonica, defensive backs Willie Brown, Dave Grayson, linebacker Dan Conners, defensive tackle Tom Keating.
- 1970 All-PRO: Center Jim Otto, guard Gene Upshaw, cornerback Willie Brown, wide receiver Fred Biletnikoff.
ALL-CONFERENCE: Otto, Upshaw, Brown, Biletnikoff, quarterback Daryle Lamonica, running back Hewritt Dixon, wide receiver Warren Wells, defensive tackle Tom Keating, tackle Harry Schuh.
- 1971 All-PRO: Center Jim Otto, cornerback Willie Brown, tackle Bob Brown.
ALL-CONFERENCE: Otto, W. Brown, B. Brown, tight end Raymond Chester, guard Gene Upshaw, kick return specialist Clarence Davis.
- 1972 All-PRO: Wide receiver Fred Biletnikoff, tackle Bob Brown, guard Gene Upshaw, cornerback Willie Brown.
ALL-CONFERENCE: Biletnikoff, B. Brown, Upshaw, W. Brown, center Jim Otto, tight end Raymond Chester.
- 1973 All-PRO: Tackle Art Shell, cornerback Willie Brown, punter Ray Guy.
ALL-CONFERENCE: Shell, W. Brown, Guy, wide receiver Fred Biletnikoff, quarterback Ken Stabler.
- 1974 All-PRO: Wide receiver Cliff Branch, tackle Art Shell, guard Gene Upshaw, quarterback Ken Stabler, punter Ray Guy.
ALL-CONFERENCE: Branch, Shell, Upshaw, Stabler, Guy, defensive tackle Otis Sistrunk, linebacker Phil Villapiano, safety Jack Tatum.
- 1975 All-PRO: Wide receiver Cliff Branch, punter Ray Guy.
ALL-CONFERENCE: Branch, Guy, tackle Art Shell, linebacker Phil Villapiano, safety Jack Tatum.
- 1976 All-PRO: Wide receiver Cliff Branch, tight end Dave Casper, punter Ray Guy.
ALL-CONFERENCE: Branch, Casper, Guy, linebacker Ted Hendricks, tackle Art Shell.
- 1977 All-PRO: Wide receiver Cliff Branch, tight end Dave Casper, punter Ray Guy, tackle Art Shell, guard Gene Upshaw.
ALL-CONFERENCE: Casper, Branch, Guy, Shell, Upshaw, kicker Errol Mann, safety Jack Tatum.
- 1978 All-PRO: Tight end Dave Casper, punter Ray Guy.
ALL-CONFERENCE: Casper, Guy, tackle Art Shell.
- 1979 All-PRO: Tight ends Dave Casper, Ray Chester.
ALL-CONFERENCE: Casper, Chester.
- 1980 All-PRO: Cornerback Lester Hayes, linebacker Ted Hendricks.
ALL-CONFERENCE: Hayes, Hendricks, punter Ray Guy.
- 1981 All-PRO: Cornerback Lester Hayes.
ALL-CONFERENCE: Hayes, linebackers Ted Hendricks and Rod Martin.
- 1982 All-PRO: Running back Marcus Allen, cornerback Lester Hayes, linebacker Ted Hendricks, linebacker Rod Martin.
ALL-CONFERENCE: Allen, Hayes, Hendricks, Martin.
- 1983 All-PRO: Tight end Todd Christensen, defensive end Howie Long, linebacker Rod Martin.
ALL-CONFERENCE: Christensen, Long, Martin, cornerback Lester Hayes.
- 1984 All-PRO: Tight end Todd Christensen, defensive end Howie Long, linebacker Rod Martin, cornerbacks Mike Haynes and Lester Hayes.
ALL-CONFERENCE: Long, Martin, Haynes, running back Marcus Allen, tackle Henry Lawrence.
- 1985 All-PRO: Running back Marcus Allen, tight end Todd Christensen, defensive end Howie Long, cornerback Mike Haynes.
ALL-CONFERENCE: Allen, Christensen, Long, Haynes, linebacker Matt Millen.
- 1986 All-PRO: Tight end Todd Christensen, middle guard Bill Pickel, defensive end Howie Long.
ALL-CONFERENCE: Christensen, Pickel, Long, safety Vann McElroy.
- 1987 All-CONFERENCE: Tight end Todd Christensen, safety Vann McElroy.
- 1988 All-PRO: Kick returner Tim Brown.
ALL-CONFERENCE: Defensive end Greg Townsend.
- 1989 All-CONFERENCE: Running back Bo Jackson, defensive end Greg Townsend.
- 1990 All-PRO: Guard Steve Wisniewski, defensive end Greg Townsend.
ALL-CONFERENCE: Townsend, Wisniewski.
- 1991 All-PRO: Punter Jeff Gossett, kicker Jeff Jaeger, safety Ronnie Lott, guard Steve Wisniewski, defensive end Greg Townsend, center Don Mosebar, kick returner Tim Brown.
ALL-CONFERENCE: Brown, Jaeger, Lott, Townsend, Wisniewski.
- 1992 All-PRO: Guard Steve Wisniewski, cornerback Terry McDaniel.
ALL-CONFERENCE: McDaniel, Wisniewski.
- 1993 All-PRO: Guard Steve Wisniewski, defensive end Anthony Smith, kick returner Raghib Ismail.
ALL-CONFERENCE: Cornerback Terry McDaniel, Wisniewski, Ismail, wide receiver Tim Brown, defensive end Howie Long.
- 1994 All-PRO: Cornerback Terry McDaniel, defensive tackle Chester McGlockton, guard Steve Wisniewski.
ALL-CONFERENCE: Wide receiver Tim Brown, McDaniel, McGlockton, Wisniewski.
- 1995 All-PRO: Cornerback Terry McDaniel, defensive tackle Chester McGlockton, guard Steve Wisniewski.
ALL-CONFERENCE: Wide receiver Tim Brown, McDaniel, McGlockton, defensive end Pat Swilling, Wisniewski.
- 1996 All-PRO: Cornerback Terry McDaniel, defensive tackle Chester McGlockton, guard Steve Wisniewski.
ALL-CONFERENCE: Wide receiver Tim Brown, McGlockton, Wisniewski.
- 1997 All-PRO: Wide receiver Tim Brown; defensive tackle Chester McGlockton, guard Steve Wisniewski.

ALL-LEAGUE SELECTIONS

| | |
|------|--|
| 1998 | ALL-CONFERENCE: Brown, McGlockton, Wisniewski. ALL-PRO: Defensive tackle Darrell Russell. |
| | ALL-CONFERENCE: Russell. |
| 1999 | ALL-PRO: Defensive tackle Darrell Russell, cornerback Charles Woodson. |
| | ALL-CONFERENCE: Russell, Woodson, center Barret Robbins, wide receiver Tim Brown, linebacker Greg Biekert. |
| 2000 | ALL-PRO: Quarterback Rich Gannon, punter Shane Lechler, guard Steve Wisniewski, cornerback Charles Woodson, linebacker William Thomas, tackle Lincoln Kennedy. |
| | ALL-CONFERENCE: Gannon, Wisniewski, Woodson. |
| 2001 | ALL-PRO: Quarterback Rich Gannon, tackle Lincoln Kennedy, punter Shane Lechler, cornerback Charles Woodson. |
| | ALL-CONFERENCE: Gannon, Lechler, Woodson. |
| 2002 | ALL-PRO: Defensive tackle Rod Coleman, quarterback Rich Gannon, tackle Lincoln Kennedy, defensive tackle John Parrella, wide receiver Jerry Rice, center Barret Robbins, safety Rod Woodson. |
| | ALL-CONFERENCE: Gannon, Kennedy, Woodson. |
| 2003 | ALL-PRO: Punter Shane Lechler. |
| 2004 | ALL-PRO: Punter Shane Lechler. |
| 2005 | ALL-PRO: Defensive end Derrick Burgess. |
| | ALL-CONFERENCE: Burgess. |
| 2006 | ALL-PRO: Cornerback Nnamdi Asomugha. |
| 2007 | ALL-PRO: Punter Shane Lechler. |
| | ALL-CONFERENCE: Lechler. |
| 2008 | ALL-PRO: Cornerback Nnamdi Asomugha, punter Shane Lechler, punt returner Johnnie Lee Higgins. |
| | ALL-CONFERENCE: Asomugha, Lechler, Higgins. |
| 2009 | ALL-PRO: Cornerback Nnamdi Asomugha, kicker Sebastian Janikowski, punter Shane Lechler. |
| | ALL-CONFERENCE: Asomugha, Lechler. |
| 2010 | ALL-PRO: Cornerback Nnamdi Asomugha, safety Michael Huff, punter Shane Lechler. |
| | ALL-CONFERENCE: Asomugha, Lechler. |
| 2011 | ALL-PRO: Kicker Sebastian Janikowski, punter Shane Lechler. |
| | ALL-CONFERENCE: Janikowski, Lechler. |
| 2013 | ALL-PRO: Fullback Marcel Reece. |
| 2015 | ALL-PRO: Defensive end and linebacker Khalil Mack, safety Charles Woodson. |



C Jim Otto

ALL-TIME HONORS

AP NFL Most Valuable Player

1974 QB Ken Stabler
1985 RB Marcus Allen
2002 QB Rich Gannon

AP Offensive Player of the Year

1974 QB Ken Stabler
1985 RB Marcus Allen

AP Defensive Player of the Year

1980 CB Lester Hayes

AP Offensive Rookie of the Year

1982 RB Marcus Allen

AP Defensive Rookie of the Year

1998 CB Charles Woodson

Bert Bell Award (MVP)

1970 QB/K George Blanda
1976 QB Ken Stabler
2000 QB Rich Gannon
2002 QB Rich Gannon

PFWA MVP

1985 RB Marcus Allen
2002 QB Rich Gannon

Super Bowl MVP

XI WR Fred Biletnikoff
XV QB Jim Plunkett
XVIII RB Marcus Allen

Walter Payton Man of the Year

1974 QB/K George Blanda

AP Comeback Player of the Year

1980 QB Jim Plunkett

AFL AP Player of the Year

1967 QB Daryle Lamonica

AFL UPI Player of the Year

1967 QB Daryle Lamonica
1969 QB Daryle Lamonica

AFC Offensive Player of the Month

1990 QB Jay Schroeder Dec.
1993 WR Tim Brown Dec.-Jan.
2001 QB Rich Gannon Nov.

AFC Defensive Player of the Month

1990 DE Greg Townsend Sept.
1991 S Ronnie Lott Nov.
1993 DE Anthony Smith Sept.
1998 CB Eric Allen Oct.
2000 CB Eric Allen Dec.
2002 S Rod Woodson Sept.
2006 DE Derrick Burgess Oct.
2007 LB Kirk Morrison Sept.
2015 S Charles Woodson Oct.

AFC Special Teams Player of the Month

1993 K Jeff Jaeger Dec.-Jan.
2001 K Sebastian Janikowski Sept.
2008 KR Justin Miller Dec.
2010 KR Jacoby Ford Nov.
2011 K Sebastian Janikowski Sept.
K Sebastian Janikowski Nov.
2012 K Sebastian Janikowski Oct.

NFL Defensive Rookie of the Month

1998 CB Charles Woodson Dec.

AFC Offensive Player of the Week

1984 RB Marcus Allen Week 4
QB Marc Wilson Week 8
1985 RB Marcus Allen Week 12
1986 QB Marc Wilson Week 4
1987 RB Bo Jackson Week 12
1989 TE Mike Dyal Week 13
1992 QB Vince Evans Week 17
1993 WR Tim Brown Week 14
QB Jeff Hostetler Week 18
1994 WR Tim Brown Week 8
QB Jeff Hostetler Week 14
1995 QB Jeff Hostetler Week 2
QB Vince Evans Week 8
1996 QB Jeff Hostetler Week 7
1997 RB Napoleon Kaufman Week 8
WR Tim Brown Week 17
1999 WR Tim Brown Week 7
QB Rich Gannon Week 10
2000 WR Tim Brown Week 6
QB Rich Gannon Week 10
2001 QB Rich Gannon Week 10
2002 QB Rich Gannon Week 10
2005 RB LaMont Jordan Week 7
2007 QB Daunte Culpepper Week 4
2009 QB Bruce Gradkowski Week 13
2010 RB Darren McFadden Week 7
2011 RB Darren McFadden Week 3
RB Michael Bush Week 10

AFC Defensive Player of the Week

1984 LB Rod Martin Week 6
CB Mike Haynes Week 14
1985 S Vann McElroy Week 5
1988 DE Greg Townsend Week 14
1989 S Eddie Anderson Week 8
1990 LB Riki Ellison Week 15
1991 CB Lionel Washington Week 7
S Ronnie Lott Week 8
1992 CB Terry McDaniel Week 6
DE Anthony Smith Week 7
1993 DE Anthony Smith Week 1
1994 CB Terry McDaniel Week 3
CB Terry McDaniel Week 6
1995 DE Pat Swilling Week 4
LB Mike Jones Week 6
DE Pat Swilling Week 10
2000 LB William Thomas Week 4
CB Eric Allen Week 15
2001 LB William Thomas Week 11
LB William Thomas Week 14
2002 CB Philip Buchanan Week 5
DE Trace Armstrong Week 16
2003 CB Philip Buchanan Week 11
DT Rod Coleman Week 15
2006 DE Derrick Burgess Week 7
2010 S Michael Huff Week 5
LB Kamerion Wimbley Week 17
2012 DE Lamarr Houston Week 7
2013 S Charles Woodson Week 5
2014 S Charles Woodson Week 12
2015 DE Khalil Mack Week 14

AFC Special Teams Player of the Week

1993 K Jeff Jaeger Week 16
K Jeff Jaeger Week 18
1994 PR Tim Brown Week 12
K Jeff Jaeger Week 15
1998 P Leo Aracruz Week 6
2000 K Sebastian Janikowski Week 9
P Shane Lechler Week 12
P Shane Lechler Week 15
2001 PR Tim Brown Week 13
2004 P Shane Lechler Week 2
T Langston Walker Week 12
2005 K Sebastian Janikowski Week 4
2008 K Sebastian Janikowski Week 7
PR Johnnie Lee Higgins Week 12
2010 KR Jacoby Ford Week 9
KR Jacoby Ford Week 16
2011 K Sebastian Janikowski Week 1
K Sebastian Janikowski Week 5
KR Jacoby Ford Week 6
K Sebastian Janikowski Week 12
DT Richard Seymour Week 16
2012 K Sebastian Janikowski Week 15
2015 P Marquette King Week 16

NFL Playoff Offensive Player of the Week

2001 WR Jerry Rice (Wild Card)
2002 QB Rich Gannon (Championship)

NFL Playoff Defensive Player of the Week

2000 CB Tory James (Divisional)

NFL Playoff Special Teams Player of the Week

2002 LB Tim Johnson (Divisional)
K Sebastian Janikowski (Championship)

Raiders in the Bay Area Sports Hall of Fame

1986 Jim Otto
1989 George Blanda
1990 Fred Biletnikoff
1991 John Madden
1992 Jim Plunkett
1994 Bill Walsh
1996 Gene Upshaw
1998 Art Shell
1999 Ronnie Lott
2000 Ken Stabler
2001 Willie Brown
2007 Jerry Rice
2008 Roger Craig, Ray Guy
2009 Dave Casper
2010 Al Davis
2012 Tom Flores
2013 Tim Brown
2016 Raymond Chester

PRO BOWL SELECTIONS

| Player | Pos. | Pro Bowls | Years |
|----------------------|-------|-----------|------------------------------|
| Marcus Allen | RB | 5 | 1982,84,85,86*,87 |
| Nnamdi Asomugha | CB | 4 | 2006*,08,09,10 |
| Fred Biletnikoff | WR | 4 | 1970,71,73,74 |
| Cliff Branch | WR | 4 | 1974,75,76,77 |
| Bob Brown | T | 1 | 1971* |
| Tim Brown | WR/KR | 9 | 1988,91,93,94,95,96,97,99,01 |
| Willie Brown | CB | 4 | 1970,71,72,73 |
| Derrick Burgess | DE | 2 | 2005,06 |
| Derek Carr | QB | 1 | 2015 |
| Dave Casper | TE | 4 | 1976,77,78,79 |
| Raymond Chester | TE | 4 | 1970,71,72,79 |
| Todd Christensen | TE | 5 | 1983,84,85,86,87 |
| Jon Condo | LS | 2 | 2009,11 |
| Amari Cooper | WR | 1 | 2015 |
| Dave Dalby | C | 1 | 1977 |
| Hewritt Dixon | RB | 1 | 1970 |
| Rich Gannon | QB | 4 | 1999,00,01,02 |
| Kevin Gogan | G | 1 | 1994 |
| Jeff Gossett | P | 1 | 1991 |
| Ray Guy | P | 7 | 1973,74,75,76,77,78,80 |
| Lester Hayes | CB | 5 | 1980,81,82,83,84 |
| Mike Haynes | CB | 3 | 1984,85,86 |
| Ted Hendricks | LB | 4 | 1980,81,82,83 |
| Ethan Horton | TE | 1 | 1991 |
| Jeff Hostetler | QB | 1 | 1994 |
| Marv Hubbard | RB | 3 | 1971,72,73 |
| Bo Jackson | RB | 1 | 1990* |
| Jeff Jaeger | K | 1 | 1991 |
| Sebastian Janikowski | K | 1 | 2011 |
| Lincoln Kennedy | T | 3 | 2000,01,02 |
| Kenny King | RB | 1 | 1980* |
| Daryle Lamonica | QB | 2 | 1970,72 |
| Henry Lawrence | T | 2 | 1983,84 |
| Shane Lechler | P | 7 | 2001,04,07,08,09,10,11 |
| Howie Long | DE | 8 | 1983,84,85,86,87,89,92,93 |
| Ronnie Lott | S | 1 | 1991 |
| Khalil Mack | DE | 1 | 2015 |
| Rod Martin | B | 2 | 1983,84 |
| Terry McDaniel | CB | 5 | 1992,93,94,95,96 |
| Vann McElroy | S | 2 | 1983,84 |
| Chester McGlockton | DT | 4 | 1994,95,96,97 |
| Matt Millen | LB | 1 | 1988 |
| Zach Miller | TE | 1 | 2010 |
| Max Montoya | G | 1 | 1993 |
| Don Mosebar | C | 3 | 1986,90,91 |
| Lataavius Murray | RB | 1 | 2015 |
| Jim Otto | C | 3 | 1970,71,72 |
| Greg Pruitt | KR | 1 | 1983 |
| Marcel Reece | FB | 4 | 2012,13,14,15* |
| Jerry Rice | WR | 1 | 2002 |
| Barret Robbins | C | 1 | 2002* |
| Darrell Russell | DT | 2 | 1998,99 |

| | | | |
|------------------|----|---|-----------------------------|
| Harry Schuh | T | 1 | 1970 |
| Richard Seymour | DT | 2 | 2010*,11 |
| Art Shell | T | 8 | 1972,73,74,75,76,77,78,80 |
| Otis Sistrunk | DT | 1 | 1974 |
| Ken Stabler | QB | 4 | 1973,74,76*,77 |
| Jack Tatum | S | 3 | 1973,74,75* |
| Greg Townsend | DE | 2 | 1990,91 |
| Gene Upshaw | G | 6 | 1972,73,74,75,76,77 |
| Mark van Eeghen | RB | 1 | 1977 |
| Phil Villapiano | LB | 4 | 1973,74,75,76 |
| Warren Wells | WR | 1 | 1970 |
| Steve Wisniewski | G | 8 | 1990,91,92*,93,94*,95,97,00 |
| Charles Woodson | CB | 5 | 1998,99,00,01,15 |
| Rod Woodson | S | 1 | 2002* |

* — Selected but did not play

Pro Bowl MVP

| | |
|-------------|------|
| Rich Gannon | 2001 |
| Rich Gannon | 2002 |

AFL All-Star Game (1961-69)

| | | | |
|------------------|------|---|------------------------------|
| George Atkinson | CB | 2 | 1968,69 |
| Fred Biletnikoff | WR | 2 | 1967,69 |
| Dan Birdwell | DT | 1 | 1968 |
| George Blanda | K | 1 | 1967 |
| Willie Brown | CB | 3 | 1967,68,69 |
| Billy Cannon | TE | 1 | 1969 |
| Dan Connors | LB | 3 | 1966,67,68 |
| Dave Costa | DT | 1 | 1963 |
| Clem Daniels | RB | 4 | 1963,64,65,66 |
| Ben Davidson | DE | 3 | 1966,67,68 |
| Cotton Davidson | QB | 1 | 1963 |
| Hewritt Dixon | RB | 3 | 1966,67,68 |
| Tom Flores | QB | 1 | 1966 |
| Dave Grayson | CB-S | 3 | 1965,66,69 |
| Wayne Hawkins | G | 5 | 1963,64,65,66,67 |
| Tom Keating | DT | 2 | 1966,67 |
| Daryle Lamonica | QB | 2 | 1967,69* |
| Isaac Lasserre | DE | 1 | 1966 |
| Archie Matsos | LB | 1 | 1963 |
| Kent McCloughan | CB | 2 | 1966,67* |
| Alan Miller | RB | 1 | 1961 |
| Gus Otto | LB | 1 | 1969 |
| Jim Otto | C | 9 | 1961,62,63,64,65,66,67,68,69 |
| Art Powell | WR | 4 | 1963,64,65,66 |
| Harry Schuh | T | 2 | 1967,69 |
| Gene Upshaw | G | 1 | 1968 |
| Warren Wells | WR | 1 | 1968 |
| Fred Williamson | CB | 3 | 1961,62,63 |
| Nemiah Wilson | CB | 1 | 1967 |

* — Selected but did not play

AFL All-Star Game Outstanding Defensive Player

| | |
|---------------|------|
| Archie Matsos | 1964 |
|---------------|------|



QB Derek Carr, S Charles Woodson, RB Lataavius Murray, WR Amari Cooper and DE Khalil Mack at the 2015 Pro Bowl in Hawaii.

PRO FOOTBALL HALL OF FAME



1979 - RON MIX

Raiders offensive tackle, 1971; pro football veteran, 1961-1969, 1971

Inducted into Pro Football Hall of Fame on July 28, 1979...Played 11 pro seasons, 10 with the Los Angeles/San Diego Chargers and one with the Oakland Raiders...Became the first player to have worn a Raider uniform inducted into the Pro Football Hall of Fame...Was the second player from the American Football League (AFL) to be enshrined in Canton, following former teammate Lance Alworth...Elected to the AFL All-Star team in nine straight seasons...A nine-time All-AFL selection...Named to the all-time AFL first team, and is one of only 20 individuals who played the entire 10 years of the AFL...Played in 142 career games...Flagged for just two holding penalties in an 11-year career...Played in five of the first six AFL Championship games, helping lead Chargers to 1963 title...Retired after the 1969 season, but returned to football in 1971 following a trade to the Raiders...Played in 12 games with four starts for the Silver and Black...Earned All-American honors in 1959 as a collegiate lineman at USC...Selected by the Baltimore Colts as the 10th overall pick in the 1960

NFL Draft...Also chosen in the first round of the 1960 AFL Draft by the Boston Patriots...Named to the International Jewish Sports Hall of Fame in 1980.

1980 - JIM OTTO

Raiders center, 1960-74; pro football veteran, 1960-74

Inducted into Pro Football Hall of Fame on Aug. 2, 1980...The only All-League center the American Football League ever had (1960-69)...Chosen to Hall of Fame AFL All-Star Team of the Decade...Named the All-American Football Conference center for three more seasons, 1970-72...Started in 210 consecutive league games, most in Raiders history...Including preseason, postseason and all-star games, he played in 308 games as a Raider...Last of the original Raiders...Participated in nine AFL All-Star Games and in the first three AFC-NFL Pro Bowls...During his 15-year career, the Raiders won seven division championships and the AFL Championship in 1967...Twice winner of the Gorman Award (1968 and 1971) as "Player Who Best Exemplifies the Pride and Spirit of the Oakland Raiders"...Selected to AFL-NFL 25-year All-Star Team...Third AFL player inducted into Hall of Fame...Elected to the Hall of Fame in his first year of eligibility...Rejoined Raiders front office in special projects in 1995.



1981 - GEORGE BLANDA

Raiders quarterback/kicker, 1967-75; pro football veteran, 1949-75

Inducted into Pro Football Hall of Fame on Aug. 1, 1981...The first player and one of only two in history to celebrate a Silver Anniversary in pro football, ending his NFL career in 1975 with an all-time high 26 seasons...Set an NFL record with 2,002 points...Completed 1,911 passes in career for 26,920 yards and threw for 236 touchdowns...Played in 224 straight games, 340 overall...Raiders all-time scoring leader with 863 points...Led NFL eight times in extra points scored in a season, including 64 in 1961...Missed only 16 of 959 extra point attempts in 26 years...Kicked 335 field goals, including nine of 50 yards or more...Named 1970 Player of the Year for quarterbacking and kicking feats...Winner of 1970 Gorman Award as "Player Who Best Exemplifies the Pride and Spirit of the Oakland Raiders"...Set Raider single-season scoring record with 117 points in 1968...Played in 11 championship games, seven with Raiders...Played on three AFL Championship teams, one with Oakland and two with Houston...Named to AFL-NFL 25-year All-Star Team...Chosen for the Hall of Fame in his first year of eligibility.

1984 - WILLIE BROWN

Raiders cornerback, 1967-78, pro football veteran, 1963-78

Inducted into Pro Football Hall of Fame on July 28, 1984...Shares Raider all-time lead in interceptions with 39...All-Pro seven times, played in five AFL All-Star Games and four NFL Pro Bowls...Named to All-Time AFL team at cornerback in 1969...Played in three AFL and six AFC Championship Games with Raiders, plus Super Bowls II and XI...Set Super Bowl record with 75-yard interception return for touchdown against Minnesota in Super Bowl XI...Had two other postseason interception returns for touchdowns — against Miami in 1970 and Pittsburgh in 1973...Intercepted at least one pass for a then-NFL record 16 straight seasons...Intercepted 54 passes in career, with 472 return yards, two touchdowns in league play...Tied NFL record with four interceptions against N.Y. Jets on Nov. 15, 1964...Played in 205 games...MVP in 1965 AFL All-Star Game...Winner of 1968 Gorman Award as "Player Who Best Exemplifies the Pride and Spirit of the Oakland Raiders"...Raiders defensive captain for 10 years...Selected to AFL-NFL 25-year All-Star Team...Chosen to the Hall of Fame in first year of eligibility...Originally signed as free agent by Houston Oilers, played four seasons with Denver Broncos...Served as Raiders defensive backfield coach from 1979-88...Head football coach at Long Beach State in 1991 and at L.A. Jordan High School in 1994...Inducted to Louisiana Sports Hall of Fame in 1992 and into Mississippi Sports Hall of Fame in 1994...Rejoined Raiders in 1995 as director of squad development and returned to on-field coaching, tutoring Raider cornerbacks until retiring as a position coach...Currently serves on the football operations staff with the Raiders.



PRO FOOTBALL HALL OF FAME



1987 - GENE UPSHAW

Raiders guard, 1967-82; pro football veteran, 1967-82

Inducted into Pro Football Hall of Fame on Aug. 8, 1987...All-Pro or All-Conference eight times, played in six Pro Bowls and one AFL All-Star Game...Games played (217) is second-most in team history...Missed only one league game in career...207 consecutive league games and starts are both second on Raider list...First player in NFL history to participate in Super Bowls in three different decades (after 1967, 1976 and 1980 seasons)...Holds Raider all-time record with 24 playoff game starts...Offensive team captain for nine years (1973-81)...Only second guard inducted into Pro Football Hall of Fame...During 15-year active pro career, the Raiders made 11 playoff appearances, won eight division titles, one AFL Championship, two AFC titles and two World Championships of Professional Football...Named to AFL-NFL 25-year All-Star, NFL 75th Anniversary All-Time and All-Monday Night Teams...Chosen to the Hall of Fame in first year of eligibility...Served as executive director of NFL Players Association from 1983 until his passing in 2008.

1988 - FRED BILETNIKOFF

Raiders wide receiver, 1965-78; pro football veteran, 1965-78

Inducted into Pro Football Hall of Fame on July 30, 1988...No. 2 all-time in history of Silver and Black with 589 career catches...Ranked fourth on the NFL all-time receiving list at time of retirement...Also No. 2 among all-time Raiders in receiving yards (8,974) and receiving touchdowns (76)...Also caught 70 passes for 1,167 yards and 10 touchdowns in postseason games, ranking second on all-time NFL list upon retirement...Played in three AFL title games, five AFC Championships and Super Bowls II and XI...MVP of Super Bowl XI with four catches for 79 yards...Held NFL record of 10 straight seasons with 40 or more receptions (1967-76)...Raiders leading receiver for six consecutive seasons (1968-73)...Led NFL in receiving with 61 catches in 1971, then led AFC in 1972 with 58...All-AFL in 1969, All-AFC in 1970, 1972 and 1973...Played in two AFL All-Star Games and four Pro Bowls...Played in 190 games in 14 seasons...Had 21, 100-yard receiving games...Had four, 100-yard receiving games in playoffs...Never played in a losing season with the Raiders...Originally selected in the second round of the 1965 AFL Draft after record-setting collegiate career at Florida State...Named to Walter Camp All-Century Team...Rejoined Raiders as wide receivers coach in 1989...Award in his name goes to nation's top collegiate wide receiver...Was Raiders wide receivers coach from 1989-94, handled quality control from 1995-96 and returned to coach receivers in 1997 until retiring from coaching following the 2006 season.



1989 - ART SHELL

Raiders tackle, 1968-82; pro football veteran, 1968-82

Inducted into Pro Football Hall of Fame on Aug. 5, 1989...All-American Football Conference selection six straight years from 1973-78...All-Pro in 1973, 1974 and 1977...Played in 207 league games, fourth-highest in history of Silver and Black...Selected to play in eight Pro Bowls, second-most of any Raider player, during career which spanned three decades...Played in 23 postseason contests, including eight AFL-AFC Championships and Raider victories in Super Bowls XI and XV...Credited with near-perfect performance in Raiders Super Bowl XI victory over Minnesota, limiting Vikings highly regarded defensive end Jim Marshall to no tackles, sacks or assists during 32-14 win...Played in first 156 games before missing five games due to preseason injury...Launched another streak of 51 straight games...Named to NFL All-Monday Night Team...Originally selected in third round of the 1968 AFL Draft after stellar career as a two-way lineman at Maryland-Eastern Shore...Raiders offensive line coach after retiring as a player in 1982 until 1988,

when he became head coach of the Silver and Black...Served as head coach of the Raiders until 1994 and re-joined the Silver and Black as head coach in 2006...Also served as an NFL assistant coach with Kansas City and Atlanta and was the NFL's senior vice president for football operations and development.

1990 - TED HENDRICKS

Raiders linebacker, 1975-83; NFL veteran, 1969-83

Inducted into Pro Football Hall of Fame on Aug. 4, 1990...Played in every game during his 15 NFL seasons, including nine with Silver and Black...Played in 131 consecutive league games with Raiders, 215 in career, most by any linebacker in NFL history...Member of all three Raider teams that won the World Championship of Professional Football (1976, 1980 and 1983)...Intercepted 26 passes for 332 yards and one touchdown while recovering 16 opponents fumbles...Shares NFL record for most safeties in pro career with four...Also shares postseason NFL record for most opponent's fumbles recovered in career with four...Scored three touchdowns in career — on a fumble recovery, interception return and return of blocked punt...Named All-AFC seven times, All-NFC once and played in eight AFC-NFC Pro Bowls...Second round pick in the 1969 Draft by Baltimore Colts...Was a member of Baltimore's Super Bowl V Championship team...Played for Colts before being traded to Green Bay in 1974, then joined Raiders as free agent in 1975...Three-time All-America linebacker/defensive end at the University of Miami...Named to the NFL 75th Anniversary All-Time team in 1994.



PRO FOOTBALL HALL OF FAME



1992 - AL DAVIS

Scout, Assistant Coach, Head Coach, League Commissioner, Owner

Inducted into Pro Football Hall of Fame on Aug. 1, 1992...Went from assistant coach of the Los Angeles, now San Diego Chargers, to head coach and general manager of the Raiders, to commissioner of the American Football League and to principal owner and chief executive officer of the Raiders, transforming the failing franchise into pro football's winningest team...In first season in Oakland, team went 10-4 in 1963 with Davis being named Coach of the Year by AP,UPI, Sports Illustrated, The Sporting News and his fellow coaches...Became the first sports figure ever honored by the Chamber of Commerce as Oakland's Young Man of the Year...In 1966, became commissioner of the AFL at 36 and was acclaimed nationally as the driving force who brought on the historic merger between the NFL and AFL...He played a vital role in the development of the game as a participant in the prestigious NFL Competition Committee and the NFL Owners Executive Committee...Has been chosen by a record nine Pro Football Hall of Fame inductees to present them at the Canton, Ohio ceremony — Lance Alworth, Jim Otto, George Blanda, Willie Brown, Gene Upshaw, Fred Biletnikoff, Art Shell, Ted Hendricks and John Madden...Became the first recipient of the NFL Players Association's Retired Players Award of Excellence "for his contributions to the men who played the game" in 1991...As a member of the Executive Committee of the NFL Management Council, Davis was a major factor in achieving a collective bargaining agreement with the players...Was offensive end coach of the Los Angeles Chargers from 1960-62, before being named Raiders head coach/general manager at age 33...He attended Wittenberg College and Syracuse, earning a degree in English while playing football, basketball and baseball in 1950...Named line coach at Adelphi College in New York...His innovative technical football articles, published in the leading coaching magazines, gained him wide acclaim...Went into the U.S. Army, being assigned as head football coach at Ft. Belvoir, Va...There he molded a national power service team and capped one season by defeating Maryland, national collegiate football champions, in a squad game...On the staff of the Baltimore Colts in 1954, at age 24, concentrating on player personnel...During 1955-56, served as line coach and chief recruiter at The Citadel...Then spent three years at USC as line coach and in 1959, was also defensive coordinator.

1997 - MIKE HAYNES

Raiders cornerback, 1983-89; NFL veteran, 1976-89

Inducted into Pro Football Hall of Fame on July 26, 1997...Made nine Pro Bowl appearances in pro career...Credited with 46 career interceptions while playing with the Raiders and New England...Totalled 688 yards in interception returns and returned two interceptions for touchdowns in pro career...Tied for Raiders lead with three interceptions in 1988...Played in 43 consecutive games with Raiders before missing action in mid-season in 1986...Led league in return yards in 1984 with 220 yards on six interception returns, including single longest interception return of 97 yards at Miami...Had 13 career interceptions as a Raider...Joined Raiders in midseason 1983, played in final five league games plus three playoff wins...Had interception as Raiders downed Redskins in Super Bowl XVIII...Came to Raiders in trade with New England...Played out option with Patriots in 1982, completing seven seasons with New England...Made 58 consecutive starts with Patriots from 1976-79...Patriots top interceptor from 1976-78...New England's all-time punt return leader with 1,159 yards on 111 returns, a 10.4-yard average...Had two punt return touchdowns as a rookie in 1976, with runs of 89 and 62 yards...Also blocked and returned a field goal attempt for a 65-yard touchdown in 1980...Fifth player and first defensive back taken in 1976 Draft by New England...AFC Rookie of Year...All-Pro in 1978, 1982, 1984 and 1985 and All-Conference eight times...Named to NFL All-Time Team...All-America defensive back as junior and senior at Arizona State...Named MVP in 1976 Japan Bowl and 1973 Fiesta Bowl...Two-year letterman in track, winning conference long jump title one year and runner-up the other...Served as the NFL's vice president of player and employee development.



1999 - ERIC DICKERSON

Raiders running back, 1992; NFL veteran 1983-93



Inducted into Pro Football Hall of Fame on Aug. 7, 1999...Played 11 NFL seasons and made six Pro Bowl appearances in pro career...Began NFL career as first round pick, second selection overall, by L.A. Rams in 1983...Also played for Indianapolis Colts (1987-91), Raiders (1992) and Atlanta Falcons (1993)...Led Raiders in rushing in 1992 with 729 yards...Played 11 seasons, 146 games...All-America, one of the best college runners in NCAA history...Rushed for 4,450 yards in four seasons at SMU...Holds NFL rookie season records for most rushing attempts — 390; most yards rushing — 1,808; most touchdowns rushing — 18...Set NFL records for rushing yards in a season — 2,105; 100-yard rushing performances — 12; and combined yards from scrimmage — 2,244 in 1984...Retired from NFL ranked third in career rushing yardage — 13,259...Gained a playoff-record 248 yards rushing in 1985 NFC Divisional Playoff Game...In 1987, traded from Rams to Colts in blockbuster deal that also involved the Bills...Recorded a then-record seven consecutive seasons with

1,000 yards rushing...Named NFL Player of the Year, 1984; NFL Offensive Player of the Year, 1986...All-Pro 1983, 1984, 1986, 1987 and 1988...All-NFC 1983, 1984 and 1986...All-AFC in 1987 and 1988.

PRO FOOTBALL HALL OF FAME



2000 - HOWIE LONG

Raiders defensive end/defensive tackle, 1981-93; NFL veteran, 1981-93

Inducted into Pro Football Hall of Fame on July 29, 2000...Played 13 NFL seasons, all with the Raiders, and made eight Pro Bowl appearances in pro career...Moved into starting role with the Raiders beginning in the fifth game of the strike-shortened 1982 season...Just the second Raider defensive lineman to make a Pro Bowl...First or second team All-Pro choice in 1983, 1984, 1985, 1986 and 1989...Was also named All-AFC four times...In 1985, posted 10 sacks, with at least one in eight games and was selected as Raider Lineman's Club Defensive Lineman of the Year by his teammates...Although he missed much of the 1988 season due to injury, he still managed to record three sacks and intercept the first pass of his career, which he returned 73 yards in a game against Houston...Member of the NFL's All-Decade Team of the 1980s, recorded 84 career sacks, not including 7.5 sacks in 1981 before the sack was an official NFL stat...Raiders second round pick

in 1981 NFL Draft and the 48th player selected overall...Four-year letterman at Villanova and MVP in the 1980 Blue-Gray Game...Has served as a studio host for NFL pregame show on FOX.

2000 - RONNIE LOTT

Raiders safety, 1991-92; NFL veteran, 1981-94

Inducted into Pro Football Hall of Fame on July 29, 2000...Played 14 NFL seasons — including two with the Raiders — and made 10 Pro Bowl appearances in pro career at three positions — cornerback, free safety and strong safety...Named All-Pro eight times, All-NFC six times and All-AFC once, selected to play in 10 Pro Bowls and was named to the NFL's 75th Anniversary Team...In his first NFL season, led a young secondary that helped the 49ers win Super Bowl XVI...Became the second rookie in NFL history to return three interceptions for touchdowns and finished second to Lawrence Taylor for Rookie of the Year honors...In 1986, played 14 games at the free safety position before an injury sidelined him for the final two games of the season...Still led the league with a career-most 10 interceptions, recorded 77 tackles, three forced fumbles and two sacks...During his career with the 49ers (1981-90), Los Angeles Raiders (1991-92) and the New York Jets (1993-94), recorded 63 career interceptions and twice led the league...Surpassed the 1,000-career tackle mark in 1993 and had five seasons of at least 100 tackles...In his 10 seasons with the 49ers, San Francisco won eight NFC Western Division titles and four Super Bowls...In 20 playoff contests (all starts), he recorded nine interceptions, 89 tackles, one forced fumble, one fumble recovery and two touchdowns...San Francisco 49ers first round draft pick and the eighth player chosen overall in the 1981 NFL Draft following All-American college career at Southern California.



2002 - DAVE CASPER

Raiders tight end, 1974-80, 1984; NFL veteran, 1974-84

Inducted into Pro Football Hall of Fame on Aug. 3, 2002...Played 11 seasons in the NFL, seven-and-a-half with the Raiders...During that time, named All-Pro and All-AFC four times and was selected to play in four Pro Bowls...Traded to the Houston Oilers for a first round and two second round draft picks midway through 1980 season, finished the season with 56 receptions and was named to his fifth Pro Bowl...In 1984, after a brief stint with the Minnesota Vikings, returned to the Raiders, finishing his career with 378 receptions for 5,216 yards and 52 touchdowns...Outstanding player contributed to Raiders success and a 32-14 victory over Vikings in Super Bowl XI...Outstanding blocker as well as receiver...Caught the game-winning 10-yard touchdown pass in 1977 double-overtime AFC playoff game...His infamous "Ghost to the Post," in reference to his 42-yard reception, set up the tying field goal at the end of regulation...All-America as an offensive tackle in 1972 and an All-America tight end in 1973 at Notre Dame...Second round pick by the Raiders in the 1974 NFL Draft.

2003 - MARCUS ALLEN

Raiders running back, 1982-92; NFL veteran, 1982-97

Inducted into Pro Football Hall of Fame on Aug. 3, 2003...The 10th player selected in the 1982 NFL Draft...Played 16 NFL seasons, including 11 with the Los Angeles Raiders...Gained 12,243 yards rushing, 5,411 yards receiving and scored 145 touchdowns...1981 Heisman Trophy winner while at Southern California and NFL Rookie of the Year in 1982...During his 11 seasons with the Raiders, named to the Pro Bowl five times and added a sixth appearance in 1994 as a member of the Kansas City Chiefs...Was the Raiders leading rusher seven consecutive years...Led the Raiders in receptions with 51 in 1987...Named MVP in Super Bowl XVIII when the Raiders defeated the Washington Redskins 38-9 after rushing for 191 yards and scoring two touchdowns, one a then-Super Bowl record 74-yarder...In 1985, named NFL MVP after leading the league with 1,759 rushing yards on 380 carries for a 4.6 yards per carry average and 11 touchdowns...Also caught 67 passes for 555 yards and scored an additional three touchdowns...In 1995, made NFL history when he became the first player in league history to rush for more than 10,000 yards and catch passes for 5,000 more...Completed 12 of 27 passes for 282 yards and six touchdowns during his career...In 15 career playoff games, carried the ball 267 times for 1,347 yards and 11 touchdowns, averaging 5.0 yards per carry...Also added 52 catches for 522 yards and two receiving touchdowns...At the time of his retirement following the 1997 season, held the single-season record for most rushing and receiving yards combined (2,314), second in consecutive 100-yard games and was third in career-combined yardage.



PRO FOOTBALL HALL OF FAME



2003 - JAMES LOFTON

Raiders wide receiver, 1987-88; NFL veteran, 1978-93

Inducted into Pro Football Hall of Fame on Aug. 3, 2003...Traded to the Raiders in 1987 and played two seasons for the Silver and Black...Later spent four seasons with the Buffalo Bills and also played for the L.A. Rams and Philadelphia Eagles in final NFL season...Entered NFL as No. 1 draft pick of Green Bay in 1978 and spent eight seasons with Packers...In 16 seasons, caught 764 passes for 14,004 yards — an 18.3-yard average per catch...Recorded more than 50 catches in a season nine times...His 14,004 career reception yardage mark was an NFL-best at the time of his retirement, while his 43 games with 100 or more yards receiving ranked third...First NFL player to score a touchdown in 1970s, 1980s and 1990s...Named All-Pro four times, All-NFC three times and selected to play in eight Pro Bowls...In 1991, at age 35, became the oldest player in league history to record 1,000 receiving yards in a season and recorded a career-best 220 receiving yards in a game against the Cincinnati Bengals...In 13 playoff game appearances, caught 41 passes for 759 yards and eight touchdowns, including a seven-reception game in Super Bowl XXVI...In three of those playoff games, recorded 100-yard plus performances...Won NCAA long jump title as a senior at Stanford...Coached Raiders wide receivers in 2008 after serving in same capacity for San Diego.

2004 - BOB BROWN

Raiders tackle, 1971-73; NFL veteran, 1964-73

Inducted into Pro Football Hall of Fame on Aug. 8, 2004...Played 10 pro seasons, his final three with the Raiders...First round draft pick (second overall) in the 1964 Draft by the Philadelphia Eagles...Named first team All-NFL seven times...Earned NFL/NFC Offensive Lineman of the Year honors three times...Elected to six Pro Bowls — three with Eagles, two with Rams and one with Raiders...Named to the NFL's All-Decade Team of the 1960s...All-NFL seven of his 10 seasons with the Philadelphia Eagles (1964-68), L.A. Rams (1969-70) and Oakland Raiders (1971-73)...Two of the three years he did not make the All-NFL team, he was named second team All-NFL...In 1969, after five consecutive all-league seasons with the Eagles, was traded to Los Angeles and that year the Rams offensive line set an NFL record for protecting the passer...Voted college football's Lineman of the Year in 1963 by the Washington, D.C. Touchdown Club...All-America guard at Nebraska, was also drafted in the first round in 1964 by the Denver Broncos of the then-rival American Football League.



2006 - JOHN MADDEN

Raiders Head Coach/Assistant Coach, 1967-78

Inducted into Pro Football Hall of Fame on Aug. 5, 2006...Assistant coach with Allan Hancock College, 1960-61; head coach with Allan Hancock College, 1962-63; assistant coach with San Diego State, 1964-66; assistant coach with The Oakland Raiders, 1967-68; head coach with the Raiders, 1969-78...Regular season record: 103-32-7...Postseason record: 9-7...Overall record: 112-39-7...His .759 winning percentage during regular season ranks highest among coaches with 100 career victories...One of the youngest head coaches in history when Raiders hired him in 1969 at age 32...AFL Coach of the Year, 1969...Under Madden, Oakland never suffered losing record...Led Raiders to Super Bowl XI...Team won 17 straight games between 1976-77 seasons, one short of NFL record at the time...A leading pro football analyst for NBC after also holding the same position for ABC's "Monday Night Football," Fox and CBS...Retired from broadcasting following the 2008 season.

2009 - ROD WOODSON

Raiders safety, 2002-03; NFL veteran 1987-2003

Inducted into Pro Football Hall of Fame on Aug. 8, 2009...Finished career with the Raiders from 2002-03, leading Oakland to the AFC title and appearance in Super Bowl XXXVII...Played in 238 games with 229 starts in 17 seasons with Pittsburgh, San Francisco, Baltimore and Oakland...Had 71 interceptions for 1,483 career return yards...Also collected 2,362 yards on punt returns...Scored 17 career touchdowns...Holds NFL record with 12 interception returns for touchdowns...A six-time first team All-Pro choice (1989, 1990, 1992, 1993, 1994 and 2002)...One of five active players named to the NFL's 75th Anniversary Team in 1994...Named to the NFL All-Decade Team for the 1990s...Named NFL Defensive Player of the Year in 1993...Earned All-Pro honors as a cornerback, kick returner and safety...Selected to play in 11 Pro Bowls...Played in three Super Bowls with three different teams, including Super Bowl XXX with the Steelers, Super Bowl XXXV with the Ravens and Super Bowl XXXVII with the Raiders...An All-American cornerback at Purdue...The 10th overall pick by the Pittsburgh Steelers in the 1987 NFL Draft...Returned to Raiders as an assistant coach, tutoring defensive backs.



PRO FOOTBALL HALL OF FAME



2010 - JERRY RICE

Raiders wide receiver, 2001-04; NFL veteran, 1985-2004

Inducted into Pro Football Hall of Fame on Aug. 7, 2010...Played 20 NFL seasons, including four with the Oakland Raiders...Retired from professional football holding nearly every NFL career receiving record...Selected to play in 13 Pro Bowls...Named first team All-Pro 10 times...Played with the Raiders from 2001-04, helping lead Oakland to two playoff berths, an AFC title and an appearance in Super Bowl XXXVII...Played in 303 games with 284 starts in 20 seasons with San Francisco, Oakland and Seattle...Owner of 38 NFL career records at the time of his retirement...Set the all-time record for receptions (1,549), receiving yards (22,895), touchdown receptions (197), yards from scrimmage (23,540), all-purpose yards (23,546), combined rushing and receiving touchdowns (207) and total touchdowns (208)...Set single-season NFL records in receiving yards (1,848) and touchdown receptions (22)...Also set NFL marks with at least 50 receptions in 17 seasons, 1,000 receiving yards in 14 seasons, 76 games with at least 100 receiving yards, 13 consecutive games with at least one touchdown reception and 274 consecutive games with a reception...Played on three Super Bowl-winning teams as a member of the San Francisco 49ers...Named MVP of Super Bowl XXIII...Established career Super Bowl records in receptions (33), receiving yards (589), all-purpose yards (604) and touchdown receptions (eight)...Also set single-game Super Bowl records in receptions (11), receiving yards (215) and touchdowns (three, twice)...Played in an NFL-record 29 playoff games with the 49ers, Raiders and Seahawks...Set NFL post-season records in receptions (151), receiving touchdowns (22), receiving yards (2,245), eight games with at least 100 receiving yards and 28 consecutive playoff games with at least one reception...Named AP Offensive Player of the Year in 1987 and 1993...Tabbed for PFWA MVP honors in 1987...The MVP of the 1995 Pro Bowl...Garnered 1985 UPI NFC Rookie of the Year honors...Named to the NFL All-Decade Team for both the 1980s and 1990s...One of five active players to be named to the NFL's 75th Anniversary Team in 1994...An All-American receiver at Mississippi Valley State...The 16th overall pick by the San Francisco 49ers in the 1985 NFL Draft.

2013 - WARREN SAPP

Raiders defensive lineman, 2004-07; NFL veteran, 1995-2007

Inducted into Pro Football Hall of Fame on Aug. 3, 2013...Played 13 NFL seasons, including his final four years with Oakland...Saw action in 198 career games with 188 starts with the Tampa Bay Buccaneers and Raiders...Totalled 96.5 career sacks, the second most by an interior lineman in NFL history...Named All-Pro four times...Selected to seven straight Pro Bowls from 1997-2003...Part of two NFL All-Decade Teams (1990s and 2000s)...Named NFL Defensive Player of the Year in 1999 after posting 12.5 sacks and four forced fumbles...Set a Tampa Bay franchise record with 16.5 sacks in 2000...Played in nine postseason contests with the Buccaneers, including Super Bowl XXXVII vs. Oakland...Played for the Silver and Black from 2004-07...Started all 58 games in which he appeared for Oakland...Totalled 19.5 sacks, one interception, four forced fumbles and three fumble recoveries with the Raiders...Recorded 10 sacks in 2006...Played three years at Miami (Fla.)...Recipient of the 1994 Lombardi Award, presented annually to the nation's top linebacker/lineman...A first-team All-American selection as a junior...Named Big East Conference Defensive Player of the Year...Selected by the Buccaneers as the 12th overall pick in the 1995 NFL Draft.



2014 - RAY GUY

Raiders punter, 1973-86; NFL veteran, 1973-86

Inducted into Pro Football Hall of Fame on Aug. 2, 2014...First pure punter ever elected to the Hall of Fame...Largely revolutionized the position with his booming kicks, introducing the term "hang time" into the modern-day football lexicon and helping pioneer directional punting...Became the first punter selected in the first round of the NFL Draft when the Silver and Black chose him 23rd overall in 1973...Punted 14 seasons for the Raiders...Played in 207 consecutive games, finishing career ranked third on the team's all-time participation list...Punted 1,049 times for 44,493 yards, averaging 42.4 yards per effort...Also placed 209 punts inside the 20-yard line and had only three punts blocked...Averaged more than 40 yards per punt in 13 of 14 seasons...Named as the punter for the NFL's 75th Anniversary Team in 1994 and selected to the NFL's All-Decade Team for the 1970s...Played in seven Pro Bowls (1973-78, 80) and was named first-team All-Pro six times (1973-78)...Also named second-team All-Pro twice (1979-80)...Posted a career-high 45.3-yard punting average on 69 punts as a rookie in 1973...Led the NFL in punting average three times; 1974 (42.2 avg.), 1975 (43.8 avg.) and 1977 (43.3 avg.)...Also finished second in the NFL in punting three times (1973, 78, 81)...Played on three Super Bowl champion Raider teams, helping the Silver and Black win NFL titles in Super Bowls XI, XV and XVIII...Played in 22 postseason games, averaging 42.2 yards on 111 punts...Had a career-long 77-yard punt against Denver in 1977...Finished his pro career with 619 straight punts without a block...An All-American at Southern Mississippi, averaged 44.7 yards on 200 punts...Also played kicker and safety, recording 18 interceptions in three seasons...Namesake for the Ray Guy Award, presented annually by the Greater Augusta Sports Council to the nation's top collegiate punter.

PRO FOOTBALL HALL OF FAME

2015 - RON WOLF

Raiders Personnel Executive/Contributor, 1963-74, 1979-89; AFL/NFL veteran, 1963-2001

Inducted into Pro Football Hall of Fame on Aug. 8, 2015...Top NFL personnel executive for nearly four decades...Along with Al Davis, helped build Raiders into a dominant franchise...In 23 seasons over two stints with the Silver and Black, helped Raiders post winning campaigns in all but six years, claiming 10 division titles, playing in eight AFL/AFC Championship Games and three Super Bowls, including victories in Super Bowls XV and XVIII...Part of a scouting process that saw the Raiders draft eight future Hall of Famers, including Gene Upshaw, Fred Biletnikoff, Art Shell, Ray Guy, Dave Casper, Howie Long, Marcus Allen and Tim Brown...First joined Raiders as a scout in 1963...Left team briefly to work in the American Football League office in 1966, but returned just months later when the AFL-NFL merger was announced...Helped build team that won the AFL title and appeared in Super Bowl II in 1967...Became General Manager of the expansion Tampa Bay Buccaneers in 1976, starting a franchise that reached the NFC Championship Game in just its fourth season...Returned to Raiders in 1979 and was part of a team that made five playoff appearances and won two Super Bowl titles in first seven seasons back with franchise...Joined New York Jets as Personnel Director in 1990...Named Executive Vice President/General Manager of the Green Bay Packers late in the 1991 season...In 1995, helped Packers claim first division title in 23 years...Helped lead the Packers to three straight NFC Central titles and back-to-back appearances in the Super Bowl, including a Super Bowl XXXI victory following the 1996 season.



2015 - TIM BROWN

Raiders wide receiver, 1988-2003; NFL veteran, 1988-2004



Inducted into Pro Football Hall of Fame on Aug. 8, 2015...Played 17 NFL seasons, including first 16 campaigns with the Raiders...Joined Raiders as the sixth player selected in the 1988 NFL Draft after winning the Heisman Trophy at Notre Dame...Finished career as the most decorated receiver in Raiders history, setting franchise records with 1,070 receptions for 14,734 yards and 99 touchdowns...Finished career with most seasons (16) and games played (240) in franchise annals...Also Raiders all-time leader with 3,272 yards and three touchdowns on punt returns and 14,924 total yards from scrimmage...Racked up 19,443 combined net yards as a Raider...Topped 1,000 yards receiving in a season nine straight times from 1993-2001, and posted four of the top five seasons for receiving yardage in franchise history...Career totals include 1,094 catches for 14,934 yards and 100 touchdowns...Reception total ranked third in NFL history and yardage mark was second in

league record book at time of his retirement...Punt return yardage total of 3,320 is sixth in league history...Only player in NFL history to record at least 75 receptions in 10 straight seasons (1993-2002)...Posted 11 seasons with 50-or-more receptions and recorded a reception in 179 straight games from 1993-2004...Averaged 87 catches and 1,191 yards per season from 1993-2002...Also posted more yards after the catch than any other NFL receiver from 1992-2004 with 4,475...Set an NFL record for wide receivers with 176 straight starts...Selected to play in nine Pro Bowls, including five straight from 1994-98...Named All-Pro twice (1988 and 1997)...Earned All-AFC honors eight times...Garnered first-team All-Pro recognition in 1997 after setting franchise single-season records with 104 catches for 1,408 yards...Broke Gayle Sayers' NFL record for total yardage by a rookie in 1988, racking up 2,317 all-purpose yards (725 rec., 50 rush., 1,098 KR, 444 PR)...Six-time recipient of the Raiders' Commitment to Excellence Award...Led Raiders to three-straight AFC West titles from 2000-02...Started at wide receiver for Raiders in Super Bowl XXXVII...Finished his career with the Tampa Bay Buccaneers, playing in 2004.

2016 - KEN STABLER

Raiders quarterback, 1970-79; NFL veteran, 1970-1984



Inducted into Pro Football Hall of Fame on Aug. 6, 2016...Played 15 NFL seasons, including first 10 campaigns with the Raiders...Joined Raiders as a second round draft pick (52nd overall) out of Alabama in 1968...Spent first two seasons on the Raiders' inactive/reserve squad before first seeing game action in 1970...In 10 seasons in Oakland, was named All-Pro twice, All-AFC three times and was selected to play in four Pro Bowls...Remains the franchise's career leader in passing attempts (2,481), yards (19,078) and touchdowns (150)...Named to the NFL's All-Decade Team for the 1970s...Career totals include 184 games played with 146 starts, 2,270 completions on 3,793 attempts, 27,938 passing yards and 194 touchdowns...With the Raiders, racked up 19,078 passing yards on 1,486 completions with 150 touchdowns...Became starting quarterback in 1973 and led Raiders to the first of five straight AFC Championship Game appearances...Also led Raiders to seven straight winning seasons and a 69-26-1 regular season record as a starter...Three-time recipient of the Gorman Award (1973, 1974 and 1976), a precursor to the Commitment to Excellence Award...Named Associated Press NFL Most Valuable Player in 1974 after passing for 2,469 yards and an NFL-best 26 touchdowns...Also tabbed for first-team All-Pro honors...Led the league in passing in 1976, piloting the Raiders to the team's first-ever Super Bowl title...Completed 194 passes for 2,737 yards and a league-high 27 touchdowns, setting a franchise record with a 103.4 passer rating...Also led the NFL with a 66.7 completion percentage...Was 12-for-19 passing for 180 yards as the Raiders defeated the Minnesota Vikings, 32-14, in Super Bowl XI...Garnered Pro Bowl honors in back to back seasons twice (1973 and 1974, 1976 and 1977)...Played in 13 career playoff games with 12 starts...Started 11 playoff games with the Silver and Black, posting a 7-4 record as a starter...Totalled 2,398 passing yards with 19 touchdowns in playoff contests and set an NFL record by recording a touchdown pass in 10 consecutive postseason games...Traded to Houston in 1980 and spent the final five seasons of his career with the Oilers (1980-81) and the New Orleans Saints (1982-84)...Served as a color commentator on CBS NFL broadcasts.

RAIDERS CHRONOLOGY

1959

Aug. 14—In embryonic stages of AFL, first organizational meeting held under leadership of league founder Lamar Hunt; future Oakland franchise originally designated for city of Minneapolis. Aug. 22—American Football League chosen as official name. Nov. 22—First draft meeting held, with first-round choices Gerhard Schwedes (Boston), Richie Lucas (Buffalo), Don Meredith (Dallas), Roger LeClerc (Denver), Billy Cannon (Houston), Monty Stickles (Los Angeles), Dale Hackbart (Minneapolis); George Izo (New York). Nov. 23—Cooperative television plan adopted by AFL. Nov. 30—Joe Foss named league commissioner.

1960

Jan. 26—Lamar Hunt of Dallas Texans named first AFL president. Jan. 27—First 14-game home-and-away schedule adopted. Jan. 30—Oakland group awarded Minneapolis franchise, after Minnesota group reneges on commitment to AFL in order to join NFL as 1961 expansion team. Feb. 9—Eddie Erdelatz appointed as first head coach of Raiders. March 3—Special draft plan adopted to stock Oakland club. June 9—AFL signs five-year contract with ABC for network televising of games. July 30—First preseason game held; Boston defeats Buffalo, 28-7, before 16,000 at Buffalo. Sept. 9—First league game held; Denver defeats Boston, 13-10, before 21,597 at Boston. Sept. 11—Raiders open at home, losing to Houston, 37-22. Dec. 6—AFL establishes Player Benefit Fund.



July 31, 1960, vs. Dallas Texans—First game in Raiders history

1961

Jan. 1—First AFL Championship game held, Houston defeats Los Angeles, 24-16, before 32,183. Jan. 17—E.W. McGah named president of Raiders as partnership reorganized.

1962

Jan. 7—First AFL All-Star Game held, West defeats East, 47-27, before 20,973 at San Diego. June 27—Special draft of veteran players established to assist Oakland and Denver.

1963

Jan. 15—Al Davis named head coach and general manager of Raiders. Feb. 8—Dallas Texans announce move of franchise to Kansas City, becoming the Chiefs. March 28—New York Titans sold to group headed by David (Sonny) Werblin; club becomes the Jets. May 11—AFL allows Oakland and New York to select players from other franchises to provide more competitive balance. Dec. 22—Raiders down Houston, 52-49, to finish one

game out of playoffs with 10-4-0 record, first winning season in club history.

1964

Jan. 17—AFL owners vote to recognize AFL Players' Association, formed just three days earlier. Jan. 29—AFL and NBC sign five-year, \$36-million television contract to begin with 1965 season. June 1—AFL announces establishment of pension and hospitalization plans.

1965

Feb. 1—Construction starts on 54,000-seat Oakland Coliseum; completion date set for Aug. 25, 1966. Aug. 16—AFL awards expansion franchise for 1966 to Miami.

1966

April 8—Al Davis, general manager and head coach of Raiders, named second Commissioner of American Football League, succeeding Joe Foss. John Rauch hired as Raiders head coach. June 8—American Football League and National Football League agree to an alliance that includes common draft and championship game. July 25—Al Davis resigns as league commissioner. Milt Woodard appointed president of the American Football League. Davis rejoins Raiders as managing general partner. Sept. 18—Raiders open 54,000-seat Oakland-Alameda County Coliseum, against Kansas City Chiefs.

1967

Jan. 15—First World Championship Game played, at Los Angeles. NFL champion Green Bay Packers pull away from AFL champion Kansas City in second half to win, 35-10. Jan. 21—AFL All-Star Game held in Oakland. East posts first series win, 30-23. March 14-15—First AFL-NFL common draft held. May 24—Cincinnati awarded AFL expansion franchise. August-September—First preseason games between AFL and NFL held, including Sept. 3 meeting between Raiders and San Francisco 49ers. Dec. 24—Raiders finish season with 13-1 mark, best record in AFL history. Dec. 31—Raiders rout Houston, 40-7, to win AFL Championship.

1968

Jan. 14—In Super Bowl II, Green Bay pulls away from AFL champion Raiders to win, 33-14. Nov. 17—"Heidi" becomes part of sports vocabulary when final minutes of Raiders' 43-32 comeback win over New York are cut off to permit television special to begin on time. Viewers unaware that Raiders score two late touchdowns to win, then voice headline-grabbing displeasure at NBC. Dec. 22—Raiders wallop visiting Kansas City, 41-6, to capture Western Division Playoff. Dec. 29—Raiders fall to New York Jets, 27-23, in AFL Championship at Shea Stadium before 62,627.

1969

Feb. 4—John Madden appointed Raiders head coach to replace John Rauch, who left to go with Buffalo Bills. May 10—Pro football realignment finds Cleveland Browns, Baltimore Colts and Pittsburgh Steelers moving to new American Football Conference as part of 1970 merger. Colts join Boston, Buffalo, Miami and New York in one division. Browns and Steelers join Houston and Cincinnati in another, and Kansas City, Denver, San Diego and Oakland remain in third division. June 1—Veteran AFL player personnel director and administrator Al LoCasale named executive assistant for Raiders. June 26—ABC acquires rights

RAIDERS CHRONOLOGY

to televise NFL regular-season Monday night games. Oct. 19—Raiders quarterback Daryle Lamonica sets pro record with six touchdown passes in first half to direct 50-21 win over Buffalo. Oct. 26—Raiders defeat San Diego, 24-12, to equal AFL record of unbeaten games at 15. Dec. 13—Raiders beat Kansas City, 10-6, in regular-season finale and win record-tying third straight AFL Western Division title. Dec. 21—Raiders win playoff, set club scoring mark in 56-7 win over Houston.

1970

Jan. 4—Raiders bow to Kansas City, 17-7, in AFL Championship before record Coliseum crowd of 54,544. March 16-21—Pro football owners meet in Honolulu. Uniform rules adopted, including discarding of AFL's two-point conversion option in favor of the one-point kick, acceptance of the NFL game ball and use of players' names on the back of team jerseys. Dec. 12—Raiders become first AFC club ever to capture four consecutive Western Division crowns with a 20-6 triumph over Kansas City Chiefs. Dec. 27—Raiders win third straight playoff by defeating AFC Eastern Conference runner-up Miami Dolphins, 21-14, at Coliseum.

1971

Jan. 3—Baltimore Colts defeat Raiders, 27-17, in AFC title game at Baltimore's Memorial Stadium. Sept. 26—Raiders commence nine-week unbeaten string by blanking Chargers, 34-0, in San Diego. Dec. 12—Field goal with 1:34 left provides Chiefs 16-14 victory over visiting Raiders to end Oakland string of four division titles.

1972

March 20-24—Owners move hash marks to 23 yards, 21 inches from sideline, narrowing field-goal angles. Dec. 3—Raiders return to glory by capturing fifth AFC West title in six seasons with 21-19 victory over Chargers in San Diego. Dec. 17—Raiders boast winningest record of 1963-72 10-year period (94-36-10) with 10-3-1 finish. Dec. 23—Controversial pass deflection on fourth down in final 22 seconds provides Pittsburgh with 13-7 playoff decision over Raiders, who had taken 7-6 lead with 1:13 left to play.


1973

Sept. 23—Largest Bay Area crowd to attend a pro game (74,121) fills California Memorial Stadium as Raiders stun Super Bowl champion Miami, 12-7, on four George Blanda field goals. Dolphins win streak stopped at 18. Dec. 16—Raiders down Denver Broncos, 21-17, to capture third consecutive AFC West title and sixth in seven seasons. Dec. 22—Oakland returns to AFC Championship with 33-14 playoff triumph against Pittsburgh. Dec. 30—Miami wins third consecutive AFC title, topping Raiders, 27-10.

1974

April 25—Rule changes, culminating three years of study, are announced at NFL owners meeting in New York. Preseason and regular-season games tied after regulation time will be allotted a single 15-minute or sudden-death overtime. Goal posts moved to end line, kickoffs moved to 35-yard line, missed field goals are returned to line of scrimmage or 20-yard line, whichever is farther from goal line; and members of team kicking from scrimmage (punt or field goal) cannot cross line of scrimmage until ball is kicked. Offensive-holding penalty, illegal use of hands, and tripping infractions occurring in area of line

of scrimmage and 3 yards beyond are reduced from 15 to 10 yards. Wide receivers blocking back toward the ball 3 yards from line of scrimmage cannot block below the waist. Sept. 22—Raiders begin nine-game winning streak with 27-7 victory over rival Kansas City. Nov. 18—Oakland captures seventh AFC West title after only 10 regular-season games as Kansas City topples Denver in Monday night clash, following Raiders' 17-10 Sunday victory over San Diego. Dec. 14—Raiders complete 1974 campaign with 27-23 victory over Dallas, register best record in NFL (12-2). Dec. 21—Miami's fourth consecutive Super Bowl bid is ended as Raiders defeat world champions, 28-26, at Coliseum in AFC playoffs. Dec. 29—Pittsburgh defeats Oakland, 24-13, and advances to Super Bowl.



Dec. 21, 1974, vs. Miami Dolphins – the “Sea of Hands” game

1975

Feb. 7—Long Island Athletic Club selects Al Davis as NFL Executive of the Year. March 17—Pro football owners meet in Honolulu. Rule changes include: Penalties for having illegal player downfield and offensive-pass interference are reduced from 15 to 10 yards. Sept. 3—Jim Otto, last original Raider, retires after 15 years as Raiders starting center. Sept. 22—Raiders snap Miami's 31-game Orange Bowl winning streak with 31-21 Monday night victory. Nov. 3—Raiders become pro football's all-time winningest team since 1960 with victory over New Orleans to up team's all-time record to 129-77-11 (.626). Nov. 23—Raiders go into overtime for first time in history, defeating Washington Redskins, 26-23, at 7:13 of extra period. Nov. 30—Raiders clinch eighth AFC West title in past nine seasons with 37-34 overtime victory over Atlanta. Dec. 21—George Blanda's second of four extra-point kicks against Kansas City makes the 26-year veteran first player in pro football history to score 2,000 points. Dec. 28—Raiders advance to AFC title game with 31-28 win over Cincinnati at home.

1976

Jan. 4—Raiders bow 16-10 at Pittsburgh in AFC Championship. March 15—Pro football owners meet in Coronado, Calif. Rule changes adopted include: Official coin toss moved to three minutes before kickoff, and two 30-second time clocks will be placed in each end zone so fans can see how long offense has to put ball in play. March 30—Tampa Bay Buccaneers and Seattle Seahawks complete their selection of veteran players in NFL expansion draft. Raiders lose Bob Moore, Harold Hart and Louis Carter.

RAIDERS CHRONOLOGY

1977

Jan. 9—Raiders defeat Minnesota Vikings, 32-14, in Super Bowl XI at Rose Bowl in Pasadena before record crowd of 103,424, plus a world-wide television audience of over 130 million. Jan. 10—Over 20,000 fans turn out at the Coliseum to greet world champions on their return to Oakland. Jan. 29—Raiders Head Coach John Madden named the Washington Touchdown Club's Coach of the Year. March 5—Al Davis, Raiders managing general partner, named NFL Executive of the Year. March 29—At NFL meetings in Phoenix, owners adopt schedule beginning in 1978 with four preseason contests and 16 regular-season games; Seattle assigned to AFC West. June 8—Raiders players and staff receive world championship rings. Oct. 9—Raiders down Cleveland, 26-10, to win 17th consecutive game, a streak topped only seven times in NFL history. Dec. 11—Raiders clinch 10th playoff appearance in 11 years with 35-13 win over Minnesota in Coliseum. Dec. 18—Raiders beat Kansas City, 21-20, to become first NFL team to win 150 league games since 1960. Dec. 24—Raiders defeat Colts at Baltimore, 37-31, in second overtime period to win AFC playoff and advance to conference championship. At 75 minutes and 43 seconds, game is longest in Raiders history.

1978

Jan. 1—Raiders lose, 20-17, at Denver in AFC Championship. March 13—NFL owners meet in Palm Springs. Rule changes include: Liberalized pass-protection blocking, elimination of defenders bumping eligible pass receivers more than 5 yards downfield, and addition of seventh game official. June 7—NFL owners vote to increase active rosters to 45 players. Oct. 1—Raiders record in overtime games goes to 4-0 with 25-19 fifth-quarter win over Bears in Chicago. Nov. 5—John Madden becomes 13th coach in NFL history with 100 victories as Oakland wins in Kansas City, 20-10. Dec. 17—Raiders beat Minnesota Vikings in Coliseum, 27-20, to wrap up 14th consecutive winning season.

1979

Jan. 4—John Madden retires from football coaching after 12 years with Raiders (two as linebackers coach and 10 as head coach). Feb. 8—Tom Flores named as head coach of Raiders by managing general partner Al Davis. March 12—NFL owners meet in Honolulu. Rule changes include eliminating blocking below the waist on punt and kickoff returns, and officials instructed to blow the play dead as soon as the quarterback is in the grasp of any tackler. Active roster for 1979 will be 45 players. May 11—RB Pete Banaszak retires after 13 seasons with Raiders. July 1—CB Willie Brown retires after 12 seasons with Raiders and 16 seasons in the league. July 9—Raiders close season-ticket sales at an all-time high of 51,825. July 28—Raiders play in Pro Football Hall of Fame Game for first time, defeating Dallas, 20-13. Sept. 2—New Head Coach Tom Flores gets first league win as Raiders down Rams, 24-17, at L.A. Coliseum. Oct. 14—Raiders score 50 points for fifth time in team history, defeating Atlanta, 50-19. Dec. 3—Raiders run Monday night record to 13-1-1 with great comeback win against Saints in New Orleans, 42-35. Dec. 9—Win over Cleveland, 19-14, earns Raiders 15th straight winning season, tying all-time NFL record set 35 years earlier by Chicago Bears. Dec. 16—Raiders complete 1979 season having scored in 198 consecutive games.

1980

April 29—Raiders select BYU quarterback Marc Wilson, nation's leading passer, in first round of college player draft. Aug. 2—Original Raider Jim Otto, starting center for 210 consecutive league games from 1960 through 1974, inducted into Pro Football Hall of Fame in Canton, Ohio. Sept. 7—Raiders open 21st season with 27-14 win over Chiefs in Kansas City. Dec. 1—Raiders become first team in NFL history to earn 16 consecutive winning seasons. The 9-3 win over Denver runs Monday Night Football record to 16-1-1, best in NFL. Dec. 21—With 33-17 victory over N.Y. Giants, Raiders conclude league season with 11-5 record, tied for first place in AFC West, and enter the playoffs for 11th time since 1967. Raiders now have scored in 214 consecutive league games. Dec. 28—Raiders defeat Houston, 27-7, in AFC Wild Card playoff.

1981

Jan. 4—Mike Davis Intercepts Brian Sipe on "Red Right 88" to defeat Cleveland, 14-12, in AFC playoff, in sub-zero weather. Jan. 11—Raiders win AFC Championship against Chargers in San Diego, 34-27. Jan. 25—Raiders win second world championship in five years by downing Philadelphia Eagles, 27-10, in Super Bowl XV at the Superdome in New Orleans before a crowd of 75,500, plus a world-wide television audience of over 125 million. March 15—NFL owners meet in Hawaii. Rule changes include prohibition against use of adhesive or slippery substances on the body, equipment or uniform of any player. April 28—With two first-round draft choices for first time in club history, Raiders select Texas Tech defensive back Ted Watts and University of Washington offensive tackle Curt Marsh. Aug. 1—Raider QB/K George Blanda, leading scorer in both NFL and Raiders history, inducted into Pro Football Hall of Fame in Canton, Ohio. Aug. 2—Raiders players and staff receive world championship rings in ceremony at Kaiser Center. Sept. 20—Raiders score in 217th consecutive game, downing Seattle, 20-10. Dec. 7—Raiders down Pittsburgh, 30-27, to run Monday Night Football record to 18-1-1.




Jan. 25, 1981, vs. Philadelphia Eagles—Super Bowl XV

1982

April 27—Raiders select USC RB Marcus Allen, 1981 Heisman Trophy winner, in first round of draft. May 7—U.S. Federal District Court Jury unanimously finds for Raiders and against NFL on both the antitrust count and bad faith charges, setting up court order to prevent Raiders from being illegally stopped from moving to Los Angeles. Aug. 29—Los Angeles Raiders play

RAIDERS CHRONOLOGY

first home preseason game in L.A. Coliseum, downing Green Bay Packers, 24-3. Sept. 12—Raiders open 23rd season with 23-17 win over defending Super Bowl champion 49ers in San Francisco. Nov. 22—After 57-day strike by NFL players, season resumes and Los Angeles Raiders finally play first home league game, overcoming 24-point deficit to defeat San Diego Chargers, 28-24. Dec. 12—Raiders down Chiefs in final seconds in Kansas City, 21-16, to clinch 17th winning season in last 18 years and earn 200th league win in club's history. Dec. 18—Raiders record first million-dollar home league game in NFL history while downing Rams, 37-31.



Aug. 29, 1982 vs. Green Bay Packers - First home game in LA

1983

Jan. 2—In game added to original schedule as part of strike settlement, Raiders beat Chargers in San Diego, 41-34, to finish shortened 1982 season with league-best 8-1-0 record. Raiders win 10th division championship since 1967 and enter playoffs for 12th time. Jan. 8—Raiders triumph, 27-10, over Cleveland Browns in L.A. Coliseum in first round of playoffs and record 16th postseason win since 1967. Jan. 15—Record playoff game established as 90,688 tickets issued for Raiders L.A. Coliseum playoff game against Jets, won by New York, 17-14; sales include only 651 no-shows as home crowd of 90,037 is top non-Super Bowl attendance in recent years of NFL play. April 13—Federal District Court jury awards Los Angeles Raiders almost \$35 million in compensatory damages from NFL for anti-trust and bad-faith violations. Los Angeles Memorial Coliseum awarded nearly \$15 million in damages in same decision. May 5—Raiders hold first workouts at new Los Angeles-area facility in El Segundo during offseason rookie camp. July 15—Raiders open 1983 training camp at El Rancho Motel complex in Santa Rosa. July 22—California State Superior Court upholds Raiders' move to Los Angeles by ruling against City of Oakland and for the Raiders in Eminent Domain case heard in Monterey County. Court rules City does not have right to acquire Raiders through condemnation. Aug. 6—Raiders begin 24th season of play in preseason opener against San Francisco in L.A. Coliseum. Sept. 4—Raiders open 24th season with 20-10 victory over Bengals in Cincinnati. Sept. 17—E.W. McGah, courageous Raiders general partner and only remaining original partner, who added stability and credibility to the franchise for three decades, dies at age 84. Sept. 19—With 27-14 win over Miami in L.A. Coliseum, Raiders raise Monday Night Football record to an incredible 20-2-1. Nov. 13—Raiders down Bills in final seconds in Buffalo, 27-24, to clinch 18th winning season in 19 years.

1984

Jan. 1—Raiders triumph, 38-10, over Pittsburgh Steelers in AFC playoff game before AFC postseason-record crowd (92,434 tickets issued). Jan. 8—Raiders down Seattle Seahawks, 30-14, before largest championship-game crowd in AFC history (92,335 tickets issued) to win 11th conference championship. Jan. 22—Raiders win world championship for third time in eight years by defeating Washington Redskins, 38-9, in Super Bowl XVIII at Tampa Stadium before crowd of 72,290 and world-wide radio and television audience of over 125 million. Jan. 24—World champion Raiders presented with key to City of Los Angeles in ceremony on steps of City Hall before record crowd for sports celebration. Feb. 28—Federal Court of Appeals upholds unanimous jury verdict for Raiders reached earlier in Federal District Court on both the anti-trust count and the bad-faith charges. May 26—Raiders players and staff receive world-championship rings in ceremony at Beverly Hilton Hotel. July 16—California State Superior Court again upholds Raiders move to Los Angeles by ruling against City of Oakland and for the Raiders in Eminent Domain case. July 28—Former cornerback Willie Brown becomes third Raider player inducted into Pro Football Hall of Fame in Canton, Ohio. Sept. 2—Raiders open 25th anniversary season with 24-14 win over Oilers in Houston. Sept. 16—Raiders down Chiefs in Kansas City, 22-20, to earn Tom Flores his 50th league win since becoming head coach in 1979. Oct. 28—92,469 tickets issued for game against Denver in L.A. Coliseum sets all-time Raider record. Nov. 5—United States Supreme Court upholds Raider victory in antitrust case against the NFL by refusing to alter previous favorable decisions for the Raiders made by United States Federal Court of Appeals panel and United States Federal District Court jury. Nov. 25—Raiders down Indianapolis Colts, 21-7, in L.A. Coliseum to clinch 19th winning season in last 20 years. Dec. 9—Raiders assured of postseason playoff berth for 14th time in last 18 years. Dec. 10—With 24-3 win over Detroit in Pontiac Silverdome, Raiders raise Monday Night Football record to an unparalleled 22-3-1. Dec. 22—Raiders lose, 13-7, at Seattle in AFC Wild Card game.



Jan. 22, 1984, vs. Washington Redskins - Super Bowl XVIII

1985

Jan. 27—Eight Raiders play with victorious AFC all-stars, who down NFC, 22-14, in Pro Bowl in Honolulu. April 9—Raiders enter into agreement to hold preseason training camps in Oxnard. July 18—Raiders open first Southern California preseason training camp in Oxnard. Aug. 3—Raiders host first Family Day in Southern California before club record 12,000 fans at Oxnard

RAIDERS CHRONOLOGY

High. Sept. 3—Largest crowd in Los Angeles Chamber of Commerce sports banquet history turns out to honor Raiders prior to opening of season. Sept. 8—Raiders open 26th season, at home with 31-0 shutout of N.Y. Jets. Sept. 22—92,487 tickets issued for home game against San Francisco, setting NFL league game gate record. Nov. 15—California State Court of Appeals rules in favor of Raiders in Eminent Domain case initiated by City of Oakland. Court determines that Oakland's "proposed exercise of eminent domain power would violate the commerce clause of the U.S. Constitution." Dec. 1—Raiders defeat Falcons, 34-24, in Atlanta to clinch 20th winning season in 21 years. Dec. 15—Raiders earn playoff berth for 15th time in 19 years and fourth time in their four seasons in Los Angeles, by downing Seattle, 13-3, in L.A. Coliseum. Win assures Raiders of 13th AFC West championship. Dec. 23—With 16-6 win over Rams in Anaheim, Raiders raise league's best Monday night record to 24-3-1. Victory gives Tom Flores his 70th win in seven years as Raiders head coach.

1986

Jan. 5—Raiders lose to New England, 27-20, in AFC playoff. Feb. 27—California State Supreme Court again upholds Raiders' move to Los Angeles by refusing to alter previous favorable decision in State Court of Appeals for the Raiders and against City of Oakland in Eminent Domain case. June 11—George Anderson, Raiders head trainer since 1960, inducted into National Athletic Trainers' Association Hall of Fame. June 30—U.S. Supreme Court upholds Raiders move to Los Angeles by refusing to alter prior series of favorable decisions in California state courts for Raiders and against City of Oakland in Eminent Domain case. Oct. 12—Raiders defeat Seattle, 14-10, to record 200th league victory against an AFC team. Nov. 2—Raiders set club single-game record with 92,496 tickets issued for home game against Denver. Nov. 16—Raiders down Cleveland, 27-14, to win 50th league game since relocation to Los Angeles in 1982.

1987

Jan. 24—Former offensive guard Gene Upshaw becomes fourth Raider voted into Pro Football Hall of Fame. July 22—Raiders open new training camp headquarters at Radisson Hotel in Oxnard. Aug. 8—Upshaw inducted into Pro Football Hall of Fame in ceremony at Canton, Ohio, with presentation speech made by Al Davis. Sept. 13—Raiders open 28th league season with 20-0 shutout victory against Packers in Green Bay. Nov. 30—Raiders become first NFL team to win 250 league games since 1960 by defeating Seattle, 37-14. Win raises Raiders' Monday Night Football record to league-best 25-5-1. Dec. 27—Ticket count of 86,011 for Raiders home game against Chicago is tops in NFL for 1987.

1988

Jan. 20—Tom Flores retires as Raiders head football coach after nine years, 91 wins and two world championships. Jan. 30—Former wide receiver Fred Biletnikoff becomes fifth Raider voted into Pro Football Hall of Fame. Feb. 29—Mike Shanahan named as head coach of Raiders. April 24—Raiders have three first-round draft choices for first time in club history, select Notre Dame WR Tim Brown, Tennessee CB Terry McDaniel and Illinois DE Scott Davis. July 30—Biletnikoff inducted into Pro Football Hall of Fame in ceremony at Canton, Ohio with presentation speech made by Al Davis. Sept. 26—Raiders defeat Broncos in overtime, 30-27, in Denver to run Monday Night Football record to 26-5-1. Nov. 16—Raiders agree to settlement offer for damages from City of Oakland to complete victory in Eminent

Domain case that began in 1980. Dec. 18—Final-game loss to Seahawks in L.A. Coliseum prevents Raiders from winning AFC West title and being in playoffs.

1989

Jan. 21—Former 15-year offensive tackle Art Shell becomes sixth Raider voted into Pro Football Hall of Fame. March 4—Raiders agree to settlement offer for damages from National Football League to complete Federal Anti-Trust case won by Raiders over right to relocate. April 23—Raiders use second-round choice obtained in draft-day trade with Dallas Cowboys to select Penn State G Steve Wisniewski as top pick in 1989 draft. Aug. 5—Shell inducted into Pro Football Hall of Fame in ceremony in Canton, Ohio, with presentation speech made by Al Davis. Oct. 3—Shell named as head coach of Raiders, replacing Mike Shanahan, released the previous day. Oct. 9—Shell records first win as head coach with 14-7 victory over N.Y. Jets in Giants Stadium, to run Monday Night Football record to 27-6-1. Dec. 3—Raiders defeat Denver Broncos, 16-13, in overtime before 90,016, largest ticket count in NFL in 1989.

1990

Jan. 27—Ted Hendricks, who wore the Silver and Black from 1975-83, becomes seventh Raider voted into Pro Football Hall of Fame. Aug. 4—Hendricks inducted into Pro Football Hall of Fame in ceremony in Canton, Ohio, with presentation speech made by Al Davis. Aug. 5—Raiders play New Orleans Saints in historic Wembley Stadium in London, first Raiders game ever in another country. Sept. 9—Raiders open 31st season and ninth in Los Angeles with 14-9 win over Denver Broncos in L.A. Coliseum. Dec. 10—Win over Detroit, 38-31, in Pontiac Silverdome earns Raiders their 275th league game victory, most by any NFL team since 1960. Dec. 30—Win over San Diego Chargers, 17-12, in L.A. Coliseum earns Raiders their 14th AFC West title and 16th season in playoffs.

1991

Jan. 13—Raiders defeat Cincinnati Bengals, 20-10, to record 20th postseason victory. Coliseum ticket count of 92,488 is largest in NFL for the 1990 season. May 24—Raider Owner Al Davis presented first NFL Players Association Award of Excellence "for his contributions to the men who played the game." Aug. 4—Raiders pay first visit to Japan to play preseason game against Miami Dolphins. Sept. 29—Raiders defeat San Francisco, 12-6, before 92,488 at Los Angeles Memorial Coliseum, the top NFL ticket count in 1991.

1992

Jan. 25—Al Davis voted into Pro Football Hall of Fame. Feb. 2—Eight Raider players, as many as any other NFL team, play in Pro Bowl in Honolulu. April 26—Raiders select Clemson defensive lineman Chester McGlockton in first round of draft. Aug. 1—Al Davis inducted into Pro Football Hall of Fame in ceremony in Canton, Ohio, with presentation speech made by former Raiders head coach and TV analyst John Madden. Aug. 8—Los Angeles Raiders begin second decade of play since relocating from Oakland, with preseason game against the 49ers in San Francisco.

1993

Feb. 7—Raider CB Terry McDaniel, who along with defensive lineman Howie Long represented the Raiders, scoops up fumble and returns it 27 yards for touchdown to lead AFC over NFC in Pro Bowl in Honolulu. Feb. 17—Renovation begins on L.A. Col

RAIDERS CHRONOLOGY


iseum to provide more "intimate" facility for Raiders and their fans. Stadium capacity will be reduced from NFL-high 92,488 to 67,800. Sept. 5—Raiders play first game in renovated Coliseum, beating Minnesota Vikings, 24-7, in 1993 NFL league season opener.

1994

Jan. 2—In front of sellout crowd of 67,800 at the L.A. Coliseum, Raiders overcome 17-point fourth-quarter deficit to beat Denver, 33-30, in overtime to qualify for playoffs for 18th time. Jan. 9—The Raiders, in front of another sellout at the L.A. Coliseum, beat Denver for the third time during the 1993 season, in the AFC Wild Card playoff, 42-24. Jan. 15—The Raiders, playing in sub-zero temperatures in Buffalo, narrowly lose to the Bills, 29-23, falling one win short of the AFC Championship game. July 31—The Silver and Black travel overseas for their third American Bowl in five years to play in Barcelona, Spain, against Denver. The game is played in Montjuic Stadium, site of the opening and closing ceremonies of the 1992 Summer Olympics.

1995

Feb. 2—Mike White becomes 10th head coach in 35-year history of the Raiders, replacing Art Shell. April 22—The Raiders select University of Washington running back Napoleon Kaufman in the first round of the 1995 draft. June 23—Letter of intent is signed between the Raiders and the Oakland Coliseum. Aug. 7—Agreement is signed during ceremony held in locker room at Oakland-Alameda County Coliseum. Coliseum representatives declare a sold-out stadium for 1995 and board president George Vukasin states that the Raiders will enjoy "sellouts" for decades to come. Aug. 12—Raiders play first home preseason game after relocating to Oakland, against St. Louis Rams at Oakland-Alameda County Coliseum. Sept. 3—Raiders kick off their 23rd league season in Oakland with a 1995 home opener against defending AFC champion San Diego Chargers.



Sept. 3, 1995, vs. San Diego Chargers—First game back in Oakland

1996

March 27—Raiders announce plans to hold summer training camp in Napa, Calif., with team being housed at the Napa Marriott and practices held on the grounds of the adjacent Redwood Middle School. June 17—Raiders move into Alameda facility, just one mile from team's old training facility on Doolittle Drive. "This is the final step in a tremendous process of relocating the organization," states Al Davis. "This state-of-the-art facility will provide the Raiders organization a positive, winning envi-

ronment. When completed, this facility will be the finest in all of professional sports and will provide a solid base for years to come, as the true greatness of the Raiders is in its future." July 12—Raiders open training camp in Napa. July 27—Raiders open 1996 preseason vs. Cowboys in Dallas. Sept. 1—Raiders open their 37th league season with inaugural league contest in Baltimore vs. Ravens. Sept. 15—Raiders open 1996 home league schedule against Jacksonville in newly renovated Oakland-Alameda County Coliseum.

1997

Jan. 25—Former defensive back Mike Haynes becomes ninth Raider voted into Pro Football Hall of Fame. Jan. 30—Raiders name Joe Bugel, whose coaching career has spanned four decades, as head coach. Bugel, 56, becomes 11th head coach in organization's 37 years of professional football competition. May 8—The Silver and Black and Susquehanna Radio Corp. announced that Raider games will be carried on "The Ticket," 1050 AM, the Bay Area's newest all-sports radio station. July 26—Haynes inducted into Pro Football Hall of Fame in ceremony in Canton, Ohio. Aug. 31—Silver and Black open 38th league season and 25th year as Raiders with inaugural league contest vs. Tennessee Oilers in Memphis. Dec. 21—Tim Brown passes Pro Football Hall of Famer Fred Biletnikoff for top spot on the Raiders' all-time receiving list after catching 20-yard pass from Jeff George in first quarter of Raiders-Jacksonville contest. Biletnikoff, the Raiders' receivers coach, had 589 career catches. Brown also sets a Raiders record for receptions in a single game against Jacksonville with 14, breaking his own record of 12.

1998

Jan. 22—Jon Gruden named as head coach of Raiders. Gruden, 34, becomes the youngest head coach in the NFL and third-youngest in the history of the Silver and Black. Raiders Owner Al Davis was 33 when he was named head coach and general manager in 1963 while John Madden was 32 when he was promoted to head coach in 1969. April 19—Raiders select Michigan defensive back Charles Woodson with fourth overall pick in 1998 draft. Woodson is first primarily defensive player to ever win the Heisman.

1999

Aug. 7—Former Raiders running back Eric Dickerson is inducted into Pro Football Hall of Fame in ceremony in Canton, Ohio. Sept. 12—Raiders open 40th regular season in Green Bay vs. Packers.

2000

Feb. 6—Three Raiders players, QB Rich Gannon, DT Darrell Russell and CB Charles Woodson, play in Pro Bowl in Honolulu. Another Raider, Tim Brown, is voted to his eighth Pro Bowl (which ties a Raiders record) but does not play. April 15—Raiders select Florida State K Sebastian Janikowski in first round of the NFL Draft. July 29—Former Raider greets Howie Long and Ronnie Lott inducted into Pro Football Hall of Fame in Canton, Ohio, ceremony.

2001

Jan. 6—Raiders, following a bye, defeat Miami Dolphins 27-0 in Divisional Playoff game at Coliseum. Jan. 14—Raiders host AFC Championship vs. Baltimore Ravens. Feb. 4—Four Raider players, QB Rich Gannon, CB Charles Woodson, and offensive linemen Lincoln Kennedy and Steve Wisniewski, play for victorious AFC in Pro Bowl at Honolulu, coached by Jon Gruden and his

RAIDERS CHRONOLOGY

Raiders assistants. Gannon is also named the game's MVP. Aug. 27—Raiders face Cowboys in Monday Night American Bowl pre-season contest in Mexico City.

2002

Jan. 12—Raiders, AFC West Champs for second straight year, defeat N.Y. Jets, 38-24, in Wild Card playoff game at Coliseum. Jan. 19—Raiders lose controversial Divisional playoff in snow at New England, 16-13, in overtime. Feb. 9—Five Raiders players, WR Tim Brown, QB Rich Gannon, CB Charles Woodson, OT Lincoln Kennedy and P Shane Lechler, play for victorious AFC in Pro Bowl at Honolulu. Gannon is named the game's MVP for the second straight year. March 12—Offensive Coordinator Bill Callahan is named as the 13th head coach in Raiders history. Aug. 3—Raiders legend Dave Casper is inducted into Pro Football Hall of Fame in ceremony at Canton, Ohio. Sept. 15—Rich Gannon sets an NFL record for most completions in non-overtime game with 43 during 30-17 win at Pittsburgh. Sept. 29—With 151 yards during 52-25 win over Tennessee, Jerry Rice becomes the NFL's all-time leader in yards from scrimmage. In same game, Rod Woodson returns interception 82 yards for score to become NFL leader for most career interception return yards. Nov. 11—Rich Gannon sets NFL record for consecutive completions with 21 during 34-10 win at Denver. Nov. 17—Tim Brown breaks Gene Upshaw's Raiders record for most games played in Silver and Black (217). Nov. 24—Raiders reach 400-win mark in regular and postseason contests with 41-20 win over Arizona. Dec. 2—Tim Brown joins Raiders teammate Jerry Rice and Cris Carter as only the third player in NFL history to catch 1,000 passes, during 26-20 win over N.Y. Jets. Dec. 22—Raiders clinch third straight AFC West title with 28-16 win over Denver. After connecting on 18 passes in that game, soon-to-be league MVP Rich Gannon sets NFL single-game completions record (404).

2003

Jan. 19—Raiders record 25th postseason victory (most of any AFC team) in 41-24 win over Tennessee for AFC championship before second-largest crowd (62,544) in Oakland postseason history. Jan. 26—Raiders become only team in pro football history to play in Super Bowls in four different decades with appearance in Super Bowl XXXVII in San Diego. Feb. 2—Four Raiders, QB Rich Gannon, OT Lincoln Kennedy, WR Jerry Rice and S Rod Woodson, play in Pro Bowl in Honolulu. April 19—Raiders select defensive back Nnamdi Asomugha and defensive lineman Tyler Brayton in the first round of the 2003 NFL Draft.

2004

Jan. 26—The Raiders name Norv Turner head coach. Jan. 31—Bob Brown selected for induction into Pro Football Hall of Fame. May 7—The Raiders accept an offer to have 2004 games broadcast on KSFO 560 AM, the Bay Area's Talk Leader. KSFO, the popular Bay Area talk radio station, will serve as the anchor for the multi-state, multi-station Raiders Radio Network. Raider broadcasts will include extensive pre- and postgame shows as well as Raider-specific programming during the week. Aug. 7—Bob Brown becomes 15th Raider to be inducted into Pro Football Hall of Fame.

2005

Feb. 12—Defensive end Derrick Burgess, among the top free agent acquisitions in the NFL, represents the Raiders in the Pro Bowl, after leading NFL in sacks with a team-record 16. Sept. 8—Raiders begin 46th season with regular-season opener vs. Patriots in New England in Thursday night NFL inaugural contest for 2005.

2006

Feb. 10—Pro Football Hall of Famer Art Shell returns for his second stint as Raiders head coach. April 29—Raiders select Texas defensive back Michael Huff in first round of the 2006 NFL Draft. Aug. 5—John Madden, former Raiders head coach and leading pro football television analyst, inducted into Pro Football Hall of Fame with presentation speech made by Al Davis. Aug. 6—Raiders open preseason play in Hall of Fame Game vs. Philadelphia in Canton, Ohio.

2007

Jan. 23—Lane Kiffin introduced as new Raiders head coach. Dec. 2—Raiders record 400th all-time regular season victory with 34-20 win over Denver Broncos at Coliseum.

2008

April 26—Raiders select Arkansas running back Darren McFadden in first round of 2008 NFL Draft. Sept. 30—Tom Cable introduced as Raiders interim head coach. Oct. 19—Sebastian Janikowski sets franchise and NFL overtime record by kicking 57-yard field goal to beat the New York Jets, 16-13. Nov. 9—Janikowski becomes Raiders all-time scoring leader, surpassing Pro Football Hall of Famer George Blanda's franchise mark of 863 career points.

2009

Feb. 4—Raiders name Tom Cable head coach. April 26—Raiders select Maryland wide receiver Darrius Heyward-Bey in first round of 2009 NFL Draft. July 29—Raiders open training camp in Napa. Aug. 8—Former Raiders S Rod Woodson inducted into Pro Football Hall of Fame. Sept. 14—Raiders begin 50th season of pro football competition with regular-season opener on Monday night vs. San Diego Chargers at Oakland-Alameda County Coliseum. Dec. 27—Sebastian Janikowski sets a Raiders record with 61-yard field goal at Cleveland, marking the third-longest field goal in NFL history.

2010

Jan. 3—Sebastian Janikowski reaches 1,000 career points with 39-yard field goal against Baltimore Ravens. March 31—Raiders announce multi-year agreement with San Francisco's Live 105 (105.3 KITS-FM) and KFRC-AM 1550 to broadcast all preseason, regular-season and postseason games. April 22—Raiders select Alabama linebacker Rolando McClain in first round of 2010 NFL Draft. Aug. 7—Former Raiders WR Jerry Rice inducted into Pro Football Hall of Fame. Oct. 24—Raiders set franchise record by scoring 59 points in win at Denver. Dec. 26—Rookie Jacoby Ford sets Raiders season and career record with his third kickoff return for a touchdown in 2010. Janikowski sets franchise single-season scoring record, surpassing mark of 132 set by Jeff Jaeger in 1993.

RAIDERS CHRONOLOGY

2011

Jan. 2—Raiders conclude sweep of AFC West opponents with 31-10 victory at Kansas City. Jan. 18—Hue Jackson named head coach of Raiders. Sept. 12—Raiders begin 52nd season of pro football competition on Monday Night Football at Denver, K Sebastian Janikowski ties NFL record and breaks own franchise mark by kicking 63-yard field goal. Oct. 8—Raiders Owner Al Davis, a pro football pioneer, trailblazer, maverick and giant, passes away at age 82 after leading the franchise for half a century. Oct. 9—Raiders defeat Houston Texans, 25-20, in first game without the franchise's leader. Oct. 18—Days after QB Jason Campbell breaks collar bone, team acquires QB Carson Palmer from Cincinnati for two draft choices. Nov. 27—Janikowski sets Raiders record and ties NFL mark with six field goals in victory over Chicago, while P Shane Lechler snaps a franchise mark with an 80-yard punt.



Oct. 16, 2011, vs. Cleveland Browns—Al Davis Memorial Game

2012

Jan. 10—New Owner Mark Davis names as new Raiders general manager Reggie McKenzie, first individual hired by franchise for that position since Al Davis in 1963. A former Raiders player, McKenzie served in a player personnel capacity with the Green Bay Packers for 18 years. Jan. 29—LS Jon Condo, K Sebastian Janikowski, P Shane Lechler and DT Richard Seymour represent Raiders at the Pro Bowl. Jan. 30—Broncos defensive coordinator Dennis Allen introduced as Raiders head coach; Allen is NFL's youngest head coach.

2013

Jan. 27—FB Marcel Reece represents the Raiders at the Pro Bowl in Honolulu. April 25—Raiders announce multi-year agreement with KGMZ 95.7 The Game to broadcast all preseason, regular-season and postseason games. April 25—Raiders select CB DJ Hayden from the University of Houston with the 12th overall pick in the NFL Draft. Oct. 6—S Charles Woodson recovers a San Diego fumble and returns it 25 yards for a score, matching an NFL record with his 13th career defensive touchdown. Oct. 27—QB Terrelle Pryor sets a franchise record with a 93-yard touchdown run against Pittsburgh, marking the longest touchdown run by a quarterback in NFL history.

2014

Jan. 26—FB Marcel Reece participates as a member of Team Sanders at the Pro Bowl in Honolulu. May 8—Raiders select LB Khalil Mack from the University of Buffalo with the fifth overall pick in the NFL Draft. Aug. 2—Ray Guy inducted into Pro Football Hall of Fame, becoming first pure punter enshrined. Sept. 28—Raiders play Miami Dolphins at London's Wembley Stadium, marking franchise's first regular season game outside of the United States. Sept. 30—Tony Sparano named Raiders interim head coach. Nov. 20—Charles Woodson records a sack in victory over Chiefs to become first player in NFL history with 50 career interceptions and 20 career sacks.


2015

Jan. 16—Raiders introduce Jack Del Rio as 19th head coach in team history. Raiders executive Marc Badain announced as team President. Jan. 25—FB Marcel Reece plays in third straight Pro Bowl as a member of Team Irvin in Glendale, Ariz. April 30—Raiders select Alabama WR Amari Cooper with the fourth overall pick in the NFL Draft. Aug. 8—Former Raiders WR Tim Brown and personnel executive Ron Wolf inducted into Pro Football Hall of Fame. Oct. 11—K Sebastian Janikowski plays in his 241st career game, surpassing Pro Football Hall of Famer Tim Brown as Raiders' all-time leader in service. Dec. 13—DE Khalil Mack records five second-half sacks at Denver to tie the Raiders' single-game record set by Pro Football Hall of Famer Howie Long in 1983. Dec. 22—S Charles Woodson announces to local media his intent to retire at the conclusion of the 2015 season.

2016

Jan. 8—DE Khalil Mack makes history as the first-ever player to be named Associated Press first-team All-Pro at two different positions, garnering recognition at both defensive end and linebacker. Jan. 31—QB Derek Carr, WR Amari Cooper, DE Khalil Mack, RB Latavius Murray and S Charles Woodson represent the Raiders at the Pro Bowl in Honolulu. Along with the selection of FB Marcel Reece, the six players selected ties a franchise record set in 1994. April 29—Raiders select West Virginia S Karl Joseph with the 14th overall pick in the 2016 NFL Draft. Aug. 6—Former Raiders QB Ken Stabler inducted into Pro Football Hall of Fame.

EXTRA POINTS



TICKET INFORMATION

**Call 1-800-RAIDERS for information
regarding our Season Ticket Waitlist**



RAIDERS RADIO NETWORK



TOM FLORES



GREG PAPA



LINCOLN KENNEDY

The Raiders and 95.7 The GAME (KGMZ-FM) announced in April an agreement for 95.7 The GAME to continue as the Silver and Black's flagship radio station in the Bay Area.

95.7 The GAME, which first partnered with the Raiders in 2013, will broadcast all of the Raiders' 16 regular season games, all postseason contests and preseason games, while enhancing game coverage with exciting Raiders-oriented daily programming.

In addition to being heard on 95.7 The GAME (KGMZ-FM), Entercom San Francisco will simulcast Raiders football on affiliate stations 102.9 KBLX (KBLX-FM) and 98.5 KFOX (KUFX-FM), extending Raiders' game-day reach throughout the entire Bay Area.

Raiders game day broadcasts on 95.7 The GAME will include the popular "Raiders Opening Drive" pregame show, beginning two hours prior to each game. Following the postgame wrap-up, 95.7 The GAME will continue to feature its 60-minute local postgame show, "Raiders Extra Point."

Rounding out Raiders coverage on 95.7 The GAME will be weekly call-in shows with Head Coach Jack Del Rio and other key Raiders players and personnel. Every Monday during the NFL season will be branded on the station as "Raider Monday," and will include exclusive programming and analysis of the Silver and Black.

In addition, the 2016 season will feature live remote broadcasts that bring fans inside the Raiders' Alameda headquarters and capture the excitement as the team prepares for the season at training camp in Napa, Calif.

The agreement was negotiated in cooperation with Compass Media Networks.

Greg Papa, the voice of the Oakland Raiders, will again team with former Raiders quarterback, head coach and assistant coach **Tom Flores**. Flores is one of only two people in NFL history to earn a Super Bowl ring as a player, assistant coach and head coach. He won world championships as a reserve quarterback with the Kansas City Chiefs (Super Bowl IV), as a Raiders assistant coach (Super Bowl XI) and as head coach of the Silver and Black (Super Bowls XV and XVIII). On the sidelines, joining the broadcast is Raiders former Pro Bowl tackle, **Lincoln Kennedy**.

Papa, named 2013 California Sportscaster of the Year by the National Sportscasters and Sportswriters Association (NSSA), returns for his 19th season broadcasting the Silver and Black. Papa can also be heard weekdays from 12-3 p.m. on 95.7 The GAME. Papa also hosts MLB's San Francisco Giants Postgame Live and NBA's Golden State Warriors shows on Comcast SportsNet Bay Area, and has previously served as the radio and television voice of the Oakland A's, Giants and Warriors.

RAIDERS RADIO NETWORK AFFILIATES

| | | | | | | | |
|-----------------|---------------|--------------------|------|----------|-------------------|------|----------|
| SF Bay Area | 95.7 The GAME | Merced, CA | KDJK | 103.9 FM | Las Vegas, NV | KXTE | 107.5 FM |
| | KGMZ 95.7 FM | Modesto, CA | KHKK | 104.1 FM | Hilo, HI | KHLO | 850 AM |
| | KBLX 102.9FM | Monterey, CA | KHIP | 104.3 FM | Kealahou, HI | KKON | 790 AM |
| | KUFX 98.5FM | Napa, CA | KVON | 1440 AM | Vilonia, AR | KASR | 92.7 FM |
| Bakersfield, CA | KGEO 1230 AM | Paso Robles | KPRL | 1230 AM | Colo. Springs, CO | KRDO | 1240 AM/ |
| Chico, CA | KFMF 93.9 FM | Redding, CA | KNRO | 1670 AM | | | 105.5 FM |
| Eureka, CA | KINS 106.3 FM | Reno, NV | KUUB | 94.5 FM | Olean, NY | WGGO | 1590AM |
| Fresno, CA | KFPT 92.5 FM | Reno, NV | KPLY | 630 AM | Olean, NY | WOEN | 1360 AM |
| King City, CA | KRKC 1490 AM | Riverside, CA | KFNY | 1440 AM | | | |
| Lakeport, CA | KXBX 1270 AM | Sacramento, CA | KHTK | 1140 AM | | | |
| Los Angeles, CA | KLAC 570 AM | San Luis Obis., CA | KXTK | 1280 AM | | | |
| Los Angeles, CA | KEIB 1150 AM | Santa Rosa, CA | KSRO | 1350 AM | | | |
| Los Angeles, CA | KDAY 93.5 FM | Las Vegas, NV | KXST | 1140 AM | | | |
| Merced, CA | KBRE 1660 AM/ | | | | | | |
| | 105.7 FM | | | | | | |

SILVER AND BLACK PRODUCTIONS

Silver and Black Productions, the Emmy® Award winning in-house media operation, provides viewers with innovative, cutting edge and behind-the-scenes content devoted solely to the Oakland Raiders.

PRESEASON

Veteran announcer **Beth Mowins** will return to handle the play-by-play duties and again will be joined in the broadcast booth by former Raider and veteran television commentator **Matt Millen**. Also returning to the telecasts are **Nicole Zaloumis** and **JT the Brick** to handle hosting and sideline reporting.

Produced again in-house, three of the Raiders' four preseason tilts will broadcast via FOX affiliate KTVU-2/KTVU-Plus, beginning with the team's visit to Arizona to face the Cardinals on Aug. 12. The Raiders then travel to Green Bay for a contest on Aug. 18 before returning home for a nationally televised game against the Tennessee Titans on Aug. 30, to be broadcast on CBS. Oakland closes out the preseason at home against the Seattle Seahawks on Sept. 1.



BETH MOWINS



MATT MILLEN



NICOLE ZALOUMIS



JT THE BRICK

THE SILVER AND BLACK SHOW

Entering its 18th season, the weekly program provides a comprehensive look ahead at the week's upcoming matchup through timely and topical analysis on both teams. Exclusive Head Coach Jack Del Rio and player interviews are supplemented by in-depth features on players past and present –making it the preeminent source for weekly coverage of the NFL's most storied franchises, The Oakland Raiders.

THE RAIDERS REPORT

After earning its third Emmy® Award in 2016, The Raiders Report returns featuring deep coverage of The Oakland Raiders, giving viewers an inside look of all things unique and interesting that make up the brand. Important moments for the franchise are captured in each 30-minute program through the lenses of Silver and Black Productions.

RAIDERS POSTGAME LIVE

Comcast SportsNet California is the proud home of the Oakland Raiders' postgame live show. Immediately following every game, Raiders Postgame Live is the destination for the Raider Nation with a comprehensive one-hour coverage featuring game analysis, locker room interviews, plus Head Coach Jack Del Rio's press conference in its entirety. The reporting for Raiders Postgame Live will be anchored from the network's state-of-the-art studio, 24-hour newsroom and HD production facilities in San Francisco, as well as a reporter from the site of the game.

RAIDERS PRESS CONFERENCE LIVE

Comcast SportsNet California's Raiders Press Conference Live returns for the 11th season with a one hour format. Raiders Press Conference Live broadcasts Head Coach Jack Del Rio's weekly press conference from the Oakland Raiders' permanent practice facility in Alameda. News, notes, highlights and a statistical breakdown of the team help to supplement this program.

RAIDERS TELEVISION NETWORK

KTVU-2/KTVU-Plus (Bay Area): FOX

KCRA (Sacramento): NBC

KTLA (Los Angeles): CW

KGPE (Fresno): CBS

KBFX/KBAK (Bakersfield): CBS & FOX

KHON (Hawaii): CW

Comcast SportsNet California

SILVER AND BLACK PRODUCTIONS

RAIDERS.COM

The Raiders were one of the first professional sports franchises to launch an official website when the team went online in 1995. Now, twenty-one years later the site still remains a direct, objective, and reliable source for Raiders content and entertainment. Raiders.com continues to provide exclusive video interviews, comprehensive photography, official press releases, transactions, player stats and biographies, profiles on current and former players and team personnel, press conference videos and much more.

MOBILE APP

In May of 2015, the Raiders released a brand new mobile application to provide fans with up to the minute information regarding the Silver and Black. The mobile app provides viewers with live streamed press conferences, player stats, videos, photo galleries, articles and more. The Raiders app is the perfect tool for anything and everything Raiders.

SOCIAL MEDIA

Daily updates and content surrounding the Silver and Black can be seen by following the Raiders on any one of the following social media platforms – Twitter (@RAIDERS), Facebook (The Oakland Raiders), Instagram (@Raiders), Vine (Raiders), LinkedIn (Oakland Raiders) and Snapchat (Raidersofficial).

The screenshot shows the Raiders.com website. At the top is the Raiders logo and navigation links: MY RAIDERS ACCT, BUY TICKETS TODAY CALL 1.800.RAIDERS, WATCH GAMES ONLINE, NEWS, TEAM, MEDIA, WATCH GAMES, SCHEDULE, TICKETS, RAIDERETTES, HISTORY, COMMUNITY, FANS, KIDS, SHOP. Below the navigation is a banner for "UP NEXT: Raider Nation On Location at The San Joaquin County Fair". The main content area features a large video player with a photo of Amari Cooper and the title "Quick Hits From Amari Cooper's Wednesday Press Conference". To the right is a "LATEST NEWS" section with several articles. Below the video player is a "FEATURED VIDEOS" section with three video thumbnails: "Raiders Wrap 2016 Minicamp", "Amerson Hoping to Improve on 2015 Season", and "Washington Adapting to Life in the NFL". At the bottom right is a "RAIDERETTES" section with a photo of two women.

RAIDERS.COM

MY RAIDERS ACCT | BUY TICKETS TODAY CALL 1.800.RAIDERS | WATCH GAMES ONLINE

NEWS TEAM MEDIA WATCH GAMES SCHEDULE TICKETS RAIDERETTES HISTORY COMMUNITY FANS KIDS SHOP

UP NEXT: Raider Nation On Location at The San Joaquin County Fair

Search Raiders.com

LATEST NEWS

- AFC West Update: "No Chance" Von Miller Plays Under Franchise Tag, Jamaal Charles Gets Back To Work
- Quick Hits From Wide Receiver Amari Cooper's Wednesday Press Conference
- Quick Hits From Quarterback Derek Carr's Wednesday Press Conference
- Five Takeaways From Special Teams Coordinator Brad Seely's Wednesday Press Conference
- Practice Notebook: Derek Carr Talks Growing Chemistry With Amari Cooper
- Quick Hits From Linebacker Malcolm Smith's Tuesday Press Conference

FEATURED VIDEOS

- Raiders Wrap 2016 Minicamp
- Amerson Hoping to Improve on 2015 Season
- Washington Adapting to Life in the NFL

RAIDERETTES

Raiderettes®
Football's Fabulous Females

THE RAIDER IMAGE

THE RAIDER IMAGE, LLC (The Image) is the official team shop of the Oakland Raiders. All stores are owned and operated by the Raiders out of the team's headquarters in Alameda, Calif. The Image began as a retail catalog while the team was in Los Angeles.

In addition, The Image currently operates 9 brick-and-mortar locations throughout California. The Raider Image online store opened for business in September 1999 on the Raiders' official web site, Raiders.com.

The Image's e-commerce store provides the best selection of Raider merchandise to Raider fans around the world. In August 2000, the Raiders followed their Internet success with their first store, located at Southland Mall in Hayward, giving Bay Area fans an opportunity to shop in a store dedicated to Raiders merchandise.

There are four Bay Area Raider Image locations: Hegenberger Gateway in Oakland, Oakridge Mall in San Jose, Sunvalley Mall in Concord, and Southland Mall in Hayward. The Image has also expanded outside of the Bay Area with stores in Arden Fair Mall in Sacramento, Fashion Fair Mall in Fresno, and Solano Mall in Fairfield. To serve their Southern California fans, locations are open at the Moreno Valley Mall and in addition, The Image added a new twist with the June 2003 opening of its Signature Store at Universal City Walk in Universal City.

The successful chain of stores will continue to expand to meet the growing needs of Raiders fans around the world.



The Raider Image
Southland Mall,
Hayward
510-783-9100

The Raider Image
Sunvalley Shopping Center,
Concord
925-687-3600

The Raider Image
Arden Fair,
Sacramento
916-922-4300

The Raider Image
Solano Town Center,
Fairfield
707-421-2724

The Raider Image
Universal Studio
City Walk,
Universal City*
818-763-4000

The Raider Image
Westfield Oakridge
Shopping Center,
San Jose
408-578-7000

The Raider Image
Hegenberger Gateway
Retail Center,
Oakland
510-632-0202

The Raider Image
Fashion Fair,
Fresno
559-226-5064

The Raider Image
Moreno Valley Mall,
Moreno Valley
951-571-0057

** Raiders Signature Store*

RAIDERETTES

The **Raiderettes** are available for corporate, community and private appearances.
To schedule the Raiderettes for an event, call (510) 864-5000.



**JEANETTE
THOMPSON**

Raiderette Director



**SHAWNA
ZIMMERMAN**

Choreographer
and Coordinator



**LAURA
GUILLORY**

Assistant Choreographer



**JENNA
ANGELO**

Raiderettes Assistant

Raiderettes
Football's Fabulous Females



RAIDERS IN THE COMMUNITY

The Oakland Raiders Community Relations department is dedicated to making a difference within the community. The department strives to promote the Raiders brand by enriching the lives of others through outreach programs, initiatives and partnerships. The Community Relations department oversees and supports a variety of community programs, which are primarily focused in the areas of education, health and fitness, youth football, volunteerism and civic involvement. These programs impact tens of thousands of children and families each year.


Each year the Raiders partner with local school districts in an effort to promote the importance of education, academic excellence and higher learning. In 2015, the Raiders partnered with organizations such as Girls Inc. of Alameda County, Justin Tuck's R.U.S.H. for Literacy program and the Oakland Unified School District to recognize local students for their achievements in the classroom and to promote the pursuit of higher education.



NFL Play 60 is the National Football League's youth, health and fitness campaign. Designed to help tackle childhood obesity, Play 60 focuses on making the next generation of kids the most active and healthy by encouraging them to get at least 60 minutes of physical activity every day. The Raiders implement the Play 60 message through a variety of in-school, after-school and web-based programs – all emphasizing the importance of physical fitness and healthy lifestyles. In 2015, the Raiders hosted over 30 Gatorade Junior Training Camps at local elementary schools, extending the Play 60 message to over 4,500 local children.



USA Football, the sport's national governing body, leads the game's development, inspires participation and ensures a positive experience for youth and high school athletes. Throughout the year, the Raiders support a number of USA Football programs which concentrate on coaching and parents' education, concussion awareness, equipment fitting, heads-up tackling and blocking, and heat and hydration.



The Community Relations department works with both current and former players, as well as other members of the organization, to participate in community outreach efforts. In 2015, 83 different Raiders players participated in 84 unique community outreach events across the Nation.

RAIDERS FOUNDATION



FOUNDATION

The Oakland Raiders have a long standing tradition of supporting the local community and Raider Nation. Initiated in 2015, the Raiders Foundation is the charitable arm of the Oakland Raiders. The Raiders Foundation is committed to increasing community health through support of those in our community that need us most, especially military and under-served youth.

Through support of military/veterans and youth development we recognize both groups as assets to our communities, by empowering them, we will provide positive outcomes in our community.




DURING THE 2015 SEASON

\$433,000
IN IMPACT


34
EVENTS & PROGRAMS



2,699
GIFTS & MEALS


82
PLAYER HOURS


5,698
TICKETS DONATED



DONATE TODAY AT: WWW.RAIDERSFOUNDATION.ORG



FOUNDATION@RAIDERS.COM

2016 IMPORTANT DATES

2016

Mid-July: Preseason training camps open. Clubs may require Rookies and First-Year Players to report seven days prior to the Club's earliest permissible mandatory reporting date for veteran players. Veteran players cannot be required to report earlier than 15 days prior to club's first preseason game.

July 15: Deadline at 4 P.M., New York time, for any club that designated a Franchise Player to sign such player to a multi-year contract or extension. After this date, the player may sign only a one-year contract with the designating club for the 2015 season, and such contract cannot be extended until after the Club's last regular season game.

July 22: Signing period ends at 4 P.M., New York time, for Transition Players with outstanding tenders. After this date and through 4 P.M., New York time, on the Tuesday after the 10th regular season weekend, Old Club has exclusive negotiating rights to these players.

July 22#: Signing period ends at 4 P.M., New York time, for Unrestricted Free Agents to whom a May 10 tender was made by Old Club. After this date and through 4 P.M., New York time, on the Tuesday after the 10th regular season weekend, Old Club has exclusive negotiating rights to these players.
#- or the first scheduled day of the first NFL training camp, whichever is later.

August 5-7: Hall of Fame Weekend.

August 7: Pro Football Hall of Fame Game, Canton, Ohio: Indianapolis vs. Green Bay

August 11: Deadline for players under contract to report to earn a season of free-agency credit.

August 11: If a Drafted Rookie has not signed with his club by this date, he may not be traded to any other club in 2015.

August 11-15: First Preseason Weekend.

August 13-17: Deadline for club to provide written notice to certain unsigned players and the NFLPA of its intent to place them on the Exempt List if they fail to report no later than one day prior to the club's second preseason game. Any player who fails to report prior to the deadline will be ineligible to play or receive compensation for at least three games (preseason or regular season) from the time that he reports.

August 30: Roster cut-down to maximum of 75 players on Active List by 4 P.M., New York time.

August 31: All tryouts on this date and for the remainder of the season must be reported to the League office.

September 3: Roster cut-down to maximum of 53 players on Active/Inactive List by 4 P.M., New York time. Clubs may dress minimum of 43 and maximum of 46 players for each regular-season and postseason game.

September 3: Simultaneously with the cut-down to 53, clubs that have players in the categories of Active/Physically Unable to Perform or Active/Non-Football Injury or Illness must take one of the following options: Place player on Reserve/Physically Unable to Perform or Reserve/Non-Football Injury or Illness, whichever is applicable; ask waivers; terminate; trade; or continue to count him on Active List.

September 4: After 12 noon, New York time, clubs may establish a Practice Squad of 10 players by signing free agents who do not have an accrued season of free-agency credit or who were on the 46-player Active List for less than nine regular-season games during their only Accrued Season(s). A player cannot participate on the Practice Squad for more than three seasons.

September 4: After 4 P.M., New York time, a club is permitted to place a player on Reserve/Injured as "Designated for Return."

September 7: All clubs are required to file a personnel (injury) report with their conference information manager by 4:00 P.M., New York time. Reports are to be filed every Wednesday, Thursday and Friday before a regular-season game by 4:00 P.M., New York time (or as soon as possible after the completion of practice). An update must also be reported if there is any change in a player's condition after Friday.

2016 IMPORTANT DATES

Sept. 8, 11-12: Regular Season opens.

Sept. 9, 12-13: Beginning on these dates vested veterans terminated from the Active List or Inactive List (and from Reserve/Injured if the player is placed on Reserve/Injured after the beginning of the regular season) are entitled to receive, after the end of the regular-season schedule, Termination Pay pursuant to the terms of the CBA.

September 27: Priority on multiple waiver claims is now based on the current season's standing. October 18 Beginning the sixth calendar day prior to the club's game on the seventh regular season week and continuing through the day after the conclusion of the eleventh regular-season weekend, clubs are permitted to begin practicing players on Reserve/Physically Unable to Perform and Reserve/Non-Football Injury or Illness for a period not to exceed 21 days. Players may be activated during the 21-day practice period or until 4 P.M., New York time, on the day after the conclusion of the 21-day period.

November 1: All trading ends at 4 P.M., New York time.

November 2: Players with at least four previous pension-credited seasons are subject to the waiver system for the remainder of the regular season and postseason.

November 15: Signing period ends at 4 P.M., New York time, for Franchise Players who are eligible to receive Offer Sheets.

November 15: Deadline for clubs to sign by 4 P.M., New York time, their unsigned Franchise and Transition Players, including Franchise Players who were eligible to receive Offer Sheets until this date. If still unsigned after this date, such players are prohibited from playing in NFL in 2016.

November 15: Deadline for clubs to sign by 4 P.M., New York time, their Unrestricted Free Agents to whom May 10 tender was made. If still unsigned after this date, such players are prohibited from playing in NFL in 2016.

November 15: Deadline for clubs to sign by 4 P.M., New York time, their Restricted Free Agents to whom June 1 tender was made. If such players remain unsigned, they are prohibited from playing in NFL in 2016.

November 15: Deadline for clubs to sign Drafted players by 4 P.M., New York time. If such players remain unsigned, they are prohibited from playing in NFL in 2016.

December 2: Deadline for reinstatement of players in Reserve List categories of Retired, Did Not Report, and Exclusive Rights, and of players who were placed on Reserve/Left Squad in a previous season.

December 30: Deadline for waiver requests in 2016, except for "special waiver requests," which have a 10-day claiming period, with termination or assignment delayed until after the Super Bowl.

January 2, 2017: Clubs may begin signing free-agent players for the 2017 season.

2017

January 7-8: Wild Card Playoff Games.

January 14-15: Divisional Playoff Games.

January 22: AFC and NFC Championship Games.

January 29: Pro Bowl.

February 5: Super Bowl LI, NRG Stadium, Houston.

MEDIA INFORMATION

MEDIA INFORMATION & POLICIES

Members of the media are encouraged to carefully review the following procedures, reminded that these are subject to change.

PRACTICE REPORTING POLICY: Blogging and tweeting from offseason, training camp and regular-season practices are permitted for practices that are open to the public. For all practices that are closed to the public, blogging and tweeting are permitted only within the designated viewing window. Consistent with Super Bowl reporting protocol for practices, the following are general reporting policies for all media, including blogging and tweeting:

- Media may note which players are practicing as well as those who are not.
- Media may report non-strategy and non-game plan observations (e.g. "Wide receiver made a nice catch on the sideline.")
- Not permitted is any reference to plays run or game strategy. This includes describing formations, personnel groupings (i.e. composition of offensive line) or non-conventional (i.e. "trick") plays.
- Not permitted is the reporting of which players are practicing with individual units (goal line offense, nickel/dime defense, etc.)
- Not permitted is the reporting of practice injuries until the team has provided an official update. Access to the head coach following practice will be provided for comments and injury updates.
- Not permitted is quoting, paraphrasing or reporting comments made by coaches, players or team personnel during a practice session.
- Not permitted are any photo/video transmissions after the designated shooting period has closed.
- Not permitted are wide-view photos/videos of formations and/or personnel groupings (shots must be tightly focused on the player/ball.)
- Not permitted is any audio of quarterback cadence, keywords, audibles, etc.
- All cell phones must be turned to "silent" or "vibrate" mode for practice and all post-practice press conferences.

ON-FIELD POSTGAME INTERVIEWS: All Raiders players and coaches must report to the locker room prior to conducting interviews. Other than network contractual obligations, there are no interviews allowed on the field in the minutes immediately following a home or road game.

POSTGAME INTERVIEWS: The Raiders will open their locker room to media following the NFL's mandatory cooling-off period after each game. Head Coach Jack Del Rio will conduct his postgame news conference in the interview room adjacent to the Raiders locker room. Selected players may also be brought into the interview room following the game. The visiting team's head coach and selected players will be available in the interview room (Oakland A's weight room) located adjacent to the visitor's locker room.

ONLINE CONTENT POLICY: Accredited organizations may distribute online non-game audio and video content, including interviews, press conferences and team practices at NFL venues, acquired as a result of credentialed access ("Game Information") to games or club/league facilities provided that such distribution: Is 90 seconds maximum per day (180 seconds in two-team markets, 90 seconds per team); may not be "archived" (i.e. made available for on-demand public access) for more than 24 hours; appears in an editorial context only (no sponsorship, merchandising or advertising integrated with or around the content); is not posted live, and is accompanied by links back to NFL.com and to the club Web site. The 90-second limit does not include video/audio material that is comprised entirely of a credentialed media employee providing commentary or analysis ("Talking Head" reporting), including pre- or postgame stand-up material shot on the field or other facility location. While a game is in progress, any forms of accounts of the game must be sufficiently time-delayed and limited in amount (e.g. score updates with detail given only in quarterly game updates, fewer than 10 photographs during the game) so that the accredited organization's game coverage cannot be used as a substitute for, or otherwise approximate, authorized play-by-play accounts.

MEDIA INFORMATION

CREDENTIAL REQUESTS: Credential requests will be honored only for working media on specific assignment for a recognized news or sports organization. Credentials will not be issued to freelance writers or photographers. All single-game requests must be received by 5 p.m. (PT) on the Monday prior to each Sunday home game. All full-season and single-game credential requests must be submitted by an editor or sports director to the media relations department.

PARKING: Every effort will be made to accommodate requests for parking passes, but due to limited space, parking cannot be provided for all credentialed media. Television trucks that provide satellite, up-link or microwave functions will need to make prior arrangements with Erin Exum (eexum@raiders.com) of the Raiders' media relations office.

MEDIA WILL CALL: The media will call booth is located in a kiosk at the base of the ramp between the Coliseum and Arena, adjacent to the "F" parking area, on the north side of the property. Each media member must pick up his/her own individual credential and present corresponding photo identification. Photographers and videographers can retrieve appropriate sideline vests at the booth. Media will call opens four hours prior to the scheduled kickoff.

MEDIA ENTRANCE: The media entrance is clearly marked and is located on the Plaza level between the West Side Club and West Side Customer Accommodations. Media credentials will not be honored at any other gate. All media must check in at the media entrance before entering the O.co Coliseum. For security purposes, individuals and their belongings will be searched upon entry into the stadium.

PHOTOGRAPHERS: Sideline access for NFL games is limited to photographers and videographers on assignment for recognized news or sports organizations. All field photographers must remain outside the bench areas and outside the yellow border (dots) surrounding the playing field. All media (photographers, videographers and sideline reporters) working on the field during the game must wear a vest that can be obtained at media will call. Credentials will not be provided to "grips" due to on-field space limitations. The photo work room is located on the first floor of the Coliseum, a short distance from the media meal room.

PRESS BOX, SERVICES: The press box and all broadcast positions are located on the Coliseum's third level and can be accessed via the press elevator. Programs, lineups, depth charts, statistics and game notes will be provided for each home game. Game stats are provided at the end of each quarter. Complete team and individual statistics are available after the game.

POOL REPORTER: As assigned by the Professional Football Writers of America (PFWA), the Oakland pool reporter for the 2016 season is Vic Tafur of the San Francisco Chronicle.

INTERVIEW REQUESTS: The Raiders respectfully ask that all interview requests, for any member of the organization, be submitted through the team's media relations office. Players, coaches or staff should not be contacted by media directly by telephone, e-mail, or via social media, including Twitter.

GENERAL MANAGER REGGIE MCKENZIE INTERVIEWS: Media wishing to request interviews with the Raiders' general manager should contact Will Kiss (wkiss@raiders.com). Interviews are scheduled as time allows.

HEAD COACH JACK DEL RIO INTERVIEWS: Jack Del Rio is available after most practices, as well as after every game. He also will conduct a weekly press conference, usually on Mondays, during the regular season, in the media room at the Alameda facility. Those requesting individual interviews should contact Will Kiss (wkiss@raiders.com).

ASSISTANT COACH INTERVIEWS: Assistant coaches are available by request, provided the request is made at least 24 hours in advance to Erin Exum (eexum@raiders.com). During a regular-season Sunday game week, coordinators are only available on Thursdays, while other assistants are only available Wednesdays, Thursdays and Fridays. Following games, head coach Jack Del Rio is the only coach available for comment.

MEDIA INFORMATION

PLAYER INTERVIEWS: Players are available after games and during practice weeks, and all one-on-one requests should be made through the media relations office. With respect to all players, the Raiders make players available to accredited media early in the week, and open up the locker room to media following practice on Wednesdays, Thursdays and Fridays.

PRACTICE ACCESS & PHOTOGRAPHY/VIDEOGRAPHY GUIDELINES: Accredited members of the media that regularly cover the NFL are welcome to attend the first 30 minutes, or until the “team” portion, of regular-season practices. Photography and videography is allowed, in general, during this window. The team reserves the right to limit photography to certain periods due to competitive-advantage reasons. During any practice open to the media, visiting media should stand at a safe distance and hold all belongings, including bags and video cameras. Tripods are not allowed on the field during practice, for safety reasons.

MEDIA GUIDE: The 2016 Oakland Raiders media guide includes information current as of July 6, 2016. All writing, research and editing by Will Kiss, Billy Jones, Mike Taylor, Jerry Knaak, Adam Klionsky, Evert Geerlings and Katie Agostin. Prepress formatting, desktop layout and design by Erin Exum and Aaron Ward. Photography by Tony Gonzales, Allan Yuan, Jerry Soifer, Kirby Lee, the Associated Press and sports information departments of schools that have produced Raiders players. Additional photos from the Raiders archive. Printing by Almaden Press, Santa Clara, Calif. The 2016 Oakland Raiders media guide is available online at raiders.com.



WILL KISS

Senior Director -
Media Relations
510-780-3020
wkiss@raiders.com

Hometown:
San Francisco, Calif.
College:
University of
San Francisco



ERIN EXUM

Media Relations
Coordinator
510-780-3219
exum@raiders.com

Hometown:
Orlando, Fla.
College:
University of Tennessee



BILLY JONES

Media Relations
Coordinator
510-780-3028
bjones@raiders.com

Hometown:
Bridgewater, N.J.
College:
Northeastern



MIKE TAYLOR

Public Affairs
Director
510-780-3026
mtaylor@raiders.com

Hometown:
Los Angeles, Calif.
College:
University of Arizona

OAKLAND RAIDERS

2016 SCHEDULE

PRESEASON

| | | | |
|---------------|----------------------|--------|-----------|
| Fri., Aug. 12 | at Arizona Cardinals | 7 p.m. | KTVU/KICU |
| Thu., Aug. 18 | at Green Bay Packers | 5 p.m. | KTVU/KICU |
| Sat., Aug. 27 | Tennessee Titans | 5 p.m. | CBS |
| Thu., Sept. 1 | Seattle Seahawks | 7 p.m. | KTVU/KICU |

REGULAR SEASON

| | | | |
|----------------|-------------------------|------------|----------|
| Sun., Sept. 11 | at New Orleans Saints | 10 a.m. | FOX |
| Sun., Sept. 18 | Atlanta Falcons | 1:25 p.m. | CBS |
| Sun., Sept. 25 | at Tennessee Titans | 10 a.m. | CBS |
| Sun., Oct. 2 | at Baltimore Ravens | 10 a.m. | CBS |
| Sun., Oct. 9 | San Diego Chargers | 1:25 p.m.* | CBS |
| Sun., Oct. 16 | Kansas City Chiefs | 1:05 p.m.* | CBS |
| Sun., Oct. 23 | at Jacksonville Jaguars | 10 a.m.* | CBS |
| Sun., Oct. 30 | at Tampa Bay Buccaneers | 10 a.m.* | CBS |
| Sun., Nov. 6 | Denver Broncos | 5:30 p.m.* | NBC |
| Sun., Nov. 13 | OPEN DATE | | |
| Mon., Nov. 21 | <i>Houston Texans*</i> | 5:30 p.m.* | ESPN |
| Sun., Nov. 27 | Carolina Panthers | 1:25 p.m.* | CBS |
| Sun., Dec. 4 | Buffalo Bills | 1:05 p.m.* | CBS |
| Thu., Dec. 8 | at Kansas City Chiefs | 5:25 p.m.* | NBC/NFLN |
| Sun., Dec. 18 | at San Diego Chargers | 1:25 p.m.* | CBS |
| Sun., Dec 24 | Indianapolis Colts | 1:05 p.m.* | CBS |
| Sun., Jan 1 | at Denver Broncos | 1:25 p.m.* | CBS |

**Game played at Estadio Azteca in Mexico City*

POSTSEASON

| | |
|------------------|------------------------------------|
| Jan. 7-8, 2017 | AFC and NFC Wild Card Playoffs |
| Jan. 14-15, 2017 | AFC and NFC Divisional Playoffs |
| Jan. 22, 2017 | AFC and NFC Championships |
| Jan. 29, 2017 | AFC-NFC Pro Bowl; Orlando, Florida |
| Feb. 5, 2017 | Super Bowl LI; Houston, Texas |

All times are Pacific; *-Time subject to change due to NFL flexible scheduling