LOS ANGELES CHARGERS



2018 MEDIA GUIDE ▶ GO BOLTS

THE NEW LA STADIUM

THE CHARGERS ARE BRINGING THE FIGHT TO INGLEWOOD.

The new LA Stadium at Hollywood Park, home of your Los Angeles Chargers in 2020, will deliver a revolutionary football experience custom-designed for the LA fan.

- The new Los Angeles Stadium at Hollywood Park will have the first ever, completely covered, open-air stadium with a clear view of the sky. The campus will feature 25 acres of park providing rare and expansive open space in the center of LA.
- The 70,000-seat stadium will be the center of a vibrant mixed-use development, just 3 miles from LAX.
- The low-profile building will sit 100 feet below ground level.
- The video board will provide a 360-degree double-sided 4K digital display viewing experience.
- There will be several clubs within the stadium, all offering LA-inspired premium dining and private entrances.
- Many concourse and club spaces will have patios bathed in sunlight.
- Champions Plaza will host pregame activities and special events, and feature a 6,000-seat performance venue.
- Entry and exit will be easy, and there will be more than 10,500 parking spaces on site.

For more information on becoming a 2020 LA Stadium Season Ticket Member, visit ***FightforLA.com***



LA STADIUM
& ENTERTAINMENT DISTRICT
AT HOLLYWOOD PARK

2018 SCHEDULE GO BOLTS

PRESEASON

WEEK	DATE	OPPONENT	TIME	NETWORK
1	Sat. Aug. 11	@ Cardinals	7:00 pm	KABC
2	**Sat. Aug. 18**	**SEAHAWKS**	**7:00 pm**	**KABC**
3	**Sat. Aug. 25**	**SAINTS**	**5:00 pm**	**CBS ***
4	Thu. Aug. 30	@ 49ers	7:00 pm	KABC

REGULAR SEASON

WEEK	DATE	OPPONENT	TIME	NETWORK
1	**Sun. Sept. 9**	**CHIEFS**	**1:05 pm**	**CBS**
2	Sun. Sept. 16	@ Bills	10:00 am	CBS
3	Sun. Sept. 23	@ Rams	1:05 pm	CBS
4	**Sun. Sept. 30**	**49ERS**	**1:25 pm**	**CBS**
• **5**	**Sun. Oct. 7**	**RAIDERS**	**1:05 pm**	**CBS**
• 6	Sun. Oct. 14	@ Browns	10:00 am	CBS
▶ **7**	**Sun. Oct. 21**	**TITANS**	**6:30 am**	**CBS**
8		BYE		
• 9	Sun. Nov. 4	@ Seahawks	1:05 pm	CBS
• 10	Sun. Nov. 11	@ Raiders	1:05 pm	FOX
• **11**	**Sun. Nov. 18**	**BRONCOS**	**1:05 pm**	**CBS**
• **12**	**Sun. Nov. 25**	**CARDINALS**	**1:05 pm**	**FOX**
• 13	Sun. Dec. 2	@ Steelers	10:00 am	CBS
• **14**	**Sun. Dec. 9**	**BENGALS**	**1:05 pm**	**CBS**
15	Thur. Dec. 13	@ Chiefs	5:20 pm	FOX/NFLN
• **16**	**TBD Dec. 22/23**	**RAVENS**	**TBD**	**TBD**
• 17	Sun. Dec. 30	@ Broncos	1:25 pm	CBS

▶ The Chargers will host the Tennessee Titans at Wembley Stadium as part of the 2018 NFL London Games | • Subject to NFL's flex scheduling
All times Pacific and subject to change | * Nationally televised

TABLE OF CONTENTS

2018 Schedule 1
Directory 3

OWNERSHIP, COACHING & ADMINISTRATION
Alex G. Spanos 7
Dean A. Spanos. 8
Michael A. Spanos 10
A.G. Spanos. 11
John Spanos 12
Jeanne M. Bonk 13
Ed McGuire 14
LaDainian Tomlinson 15
Mark Fabiani. 16
Fred Maas 17
Tom Telesco. 18
Anthony Lynn 19
Assistant Coaches. 20
Player Personnel 40
Football Staff. 44
Department Heads. 47
Staff 52

PLAYERS
2018 Rosters. 54
Veterans & Returning Players 56
Pronunciation Guide 188
Draft Choices. 189
Rookie Free Agents & First-Year Players. 198

2017 IN REVIEW
Final NFL Standings 212
Regular-Season Stats 213
Defensive Stats 214
Starting Lineups 215
Participation Chart 216
Single Game Highs 217
Weekly Leaders. 218
Game Summaries. 219

RECORDS
Individual Records 236
Team Records 239
Career Top 10 243
Single-Season Top 10 244
All-Time 300-Yard Passing Games 246
All-Time 100-Yard Rushing Games. 247
All-Time 100-Yard Receiving Games 249
All-Time 200-Yard All-Purpose Games 253
Chargers 10 Longest 254
Opponent 10 Longest 254
Opponent Top Performances 255
Individual Postseason Records. 257
Team Postseason Records 258
The Last Time. 259

YEAR-BY-YEAR STATISTICS
1960–2017 261

HISTORY
All-Time Series History. 322
Series Results 323
Preseason Results 328
Postseason Results. 329
Postseason History. 330
Chargers in the Hall of Fame. 344
NFL Honors 346
Chargers Honors. 349
Retired Numbers 350
Chronology 351
Draft History 359
Draft Picks by School 363
Trade History. 364
History of the Chargers Uniform. 367
Head Coaches. 368
Assistant Coaches. 369
All-Time Alphabetical Roster. 370
All-Time Colleges 375
All-Time Numerical Roster. 376

GENERAL INFORMATION
2018 NFL Regular-Season Schedule 382
2018 NFL Postseason Schedule 383
2018 NFL Preseason Schedule. 384
2018-19 Important Dates 384
Chargers on Radio 385
Chargers en Español 386
Chargers Preseason TV Talent 387
Charger Girls. 388
StubHub Center 389
Media Information. 390

DIRECTORY

OWNERSHIP & EXECUTIVE MANAGEMENT

Owner . . . . . Alex G. Spanos
Controlling Owner and Chairman of the Board . . . . . Dean A. Spanos
Vice Chairman . . . . . Michael A. Spanos
President of Business Operations . . . . . A.G. Spanos
President of Football Operations . . . . . John Spanos
Executive Vice President–Chief Operating Officer/Chief Financial Officer . . . . . Jeanne M. Bonk
Executive Vice President of Football Administration/Player Finance . . . . . Ed McGuire
Special Assistant . . . . . LaDainian Tomlinson
Special Counsel . . . . . Mark Fabiani
Special Advisor . . . . . Fred Maas
Executive Assistant to Chairman of the Board . . . . . Gwen Evans
Executive Assistant to the President of Business Operations . . . . . Yolanda Tyus Tucker

PLAYER PERSONNEL

General Manager . . . . . Tom Telesco
Director of Player Personnel . . . . . JoJo Wooden
Senior Director of Pro Personnel . . . . . Louis Clark
Director of Pro Scouting . . . . . Dennis Abraham
Director of College Scouting . . . . . Kevin Kelly
Assistant Director of Pro Scouting . . . . . Regis Eller
National Crosschecker . . . . . Justin Sheridan
National Scout . . . . . Tom McConnaughey
Area Scouts . . . . . Donovan Beidelschies, Chris Hobbs, Tyler Lyon, James MacPherson, Patrick Ryan
Combine Area Scout . . . . . Mike Jasinski
Salary Cap & Personnel Assistant . . . . . Michael Spanos II
Scouting Assistant . . . . . Kevin McGuire
Executive Assistant to Football Operations . . . . . Allie Busch

COACHING

Head Coach . . . . . Anthony Lynn
Assistant Head Coach/Special Teams Coordinator . . . . . George Stewart
Defensive Coordinator . . . . . Gus Bradley
Offensive Coordinator . . . . . Ken Whisenhunt
Assistant Strength . . . . . Jonathan Brooks
Assistant Special Teams . . . . . Keith Burns
Assistant Defensive Backs . . . . . Chris Harris
Assistant Defensive Line . . . . . Eric Henderson
Head Strength & Conditioning . . . . . John Lott
Quality Control Defense . . . . . Addison Lynch
Wide Receivers . . . . . Phil McGeoghan
Offensive Line . . . . . Pat Meyer
Defensive Backs . . . . . Ron Milus
Assistant Offensive Line . . . . . Mark Ridgley
Running Backs . . . . . Alfredo Roberts
Tight Ends . . . . . Rip Scherer
Quality Control Offense . . . . . Dan Shamash
Defensive Line . . . . . Giff Smith
Linebackers . . . . . Richard Smith
Quarterbacks . . . . . Shane Steichen
Defensive Assistant . . . . . Marquice Williams

FOOTBALL STAFF

Head Athletic Trainer . . . . . Damon Mitchell
Associate Athletic Trainer . . . . . Marco Zucconi
Assistant Athletic Trainer/Physical Therapist . . . . . Allison Miner
Assistant Athletic Trainers . . . . . Alvin Cabrera, Samuel O'Leary
Team Doctors . . . . . Dr. David Gazzaniga, Dr. Russ Petrie, Dr. James Ting, Dr. Eugene Yim
Team Dietician . . . . . Erica Capellino
Director of Football/Medical Services . . . . . James Collins

Director of Video Operations . . . . . Brian Duddy
Video Assistants . . . . . Matt LeValley, Sean Scarborough
Senior Director of Player Engagement . . . . . Arthur Hightower
Equipment Manager . . . . . Chris Smith
Assistant Equipment Manager . . . . . Kevin Duddy
Equipment Assistant . . . . . Chad Jessop, Tasso Panopoulos
Head Groundskeeper . . . . . Ryan Rowland
Assistant Groundskeeper . . . . . Nick Wilz
Director of Football Logistics . . . . . John Hinek
Football Logistics Coordinator . . . . . John Leatherwood
Football Staff Assistant . . . . . Chuck Sandusky
Football/Stadium and Game Operations Assistant . . . . . John Wiedmeier
Team Chaplain . . . . . George Gregory

ADMINISTRATION

General Counsel . . . . . Nicole King

Vice President of Finance . . . . . Clifton Levine
Controller . . . . . Marsha Wells
Senior Director of Financial Operations . . . . . Denise Kaufman
Assistant Controller . . . . . Robert Wilk
Tax Manager . . . . . Jim Maio
Payroll/Human Resources Manager . . . . . Sandy Cordeau
Accountanting Manager . . . . . Mariah Hobbs
Accounts Payable Clerk . . . . . Michelle Rangel
Staff Accountant . . . . . Zach Byrne

Chief Marketing and Stategy Officer . . . . . Jeffrey Pollack
Director of Marketing and Strategy . . . . . Jemie Sae Koo
Vice President of Fan Experience . . . . . Mark Tamar
Director of Game Presentation . . . . . Sean Tabler
Coordinator, Fan Experience . . . . . Ally Barry
Video Editor, Fan Experience . . . . . Matt Blum
Senior Director of Digital Media . . . . . Joel Price
Managing Producer . . . . . Jason Lavine
Producer/Editor . . . . . Chris Roewe
Producer/Editor . . . . . David Bretto
Team Reporter . . . . . Hayley Elwood
Producer/Editor . . . . . Brian Georgeson
Team Reporter . . . . . Chris Hayre
Managing Editor . . . . . Ricky Henne
Digital Content Coordinator . . . . . Janiece Jimenez
Social Media Coordinator . . . . . Megan Julian
Senior Manager, Brand and Creative Services . . . . . Ina Jung
Creative Services Coordinator . . . . . Hayley Lane
Team Photographer . . . . . Mike Nowak
Vice President of Public Relations . . . . . Josh Rupprecht
Senior Manager, Football Public Relations . . . . . Skip Powers
Senior Manager, Corporate Public Relations . . . . . Jennifer Rojas
Manager, Public Relations . . . . . Jamaal LaFrance
Coordinator, Public Relations . . . . . Brock Anderson
Coordinator, Public Relations . . . . . Lauren Meyer
Vice President of External Relations . . . . . Kimberley Layton
Director of Community Partnerships . . . . . Heather Birdsall
Community Relations Manager . . . . . Chase Hartman
Community Relations Assistant . . . . . Cheyanne Warren-Diaz
Community Relations Assistant - Youth Football . . . . . D'Mario Carter
Community Relations Assistant . . . . . Taylor Chavez

Chief Revenue Officer ..... Jim Rushton
Vice President of Corporate Partnerships ..... Denny O'Leary
Vice President of Business Development ..... Tom Morris
Director of Business Development ..... Erin LeBar
Director of Corporate Partnership Services ..... Donna Lupton
Senior Manager, Corporate Partnerships ..... Steve Pankowski
Manager, Corporate Partnerships ..... Ben Flora
Manager, Corporate Partnership Services ..... Rachel Books
Manager, Corporate Partnership Services ..... Dylan Bohanan
Coordinator, Corporate Partnership Services/Integrated Media ..... Melissa Hovsepian
Coordinator, Business Solutions ..... Serena Huang
Coordinator, Business Solutions ..... Grant Nussbaum
Vice President of Premium Experiences ..... Quinton Owens
Manager, Premium Experiences Services ..... Karen Wendling
Coordinator, Premium Experiences Services ..... Haylee Brennan

Vice President of Ticket Sales & Services ..... Todd Poulsen
Administrative Assistant/Guest Services Representative ..... Emily Schnider
Director of Ticket Operations ..... Michael L. Dougherty
Senior Manager, Ticket Operations ..... Kris Moerschel
Coordinator, Club Seat Services ..... Adrian Bailey
Director of Guest Services ..... Jim Cwalinski
Manager, Guest Services ..... Meghan McMurtry
Guest Services Representative ..... Alyse Hensley
Guest Services Representative ..... Joanne Hernandez
Guest Services Representative ..... Mallory Pagnotta
Guest Services Representative ..... Adrienne Stewart-Rivera
Guest Services Representative ..... Giovanny Romero

Director of Community Outreach ..... Dick Lewis

Director of Security ..... Bill Stetson
Assistant Director of Security–Gameday ..... Dave Johnson
Security ..... Charles Cavitt

Director of Facilities & Construction ..... Jon Lucas
Head Staff Assistant ..... Paul Chapman
Executive Staff Assistant ..... Sean Driscoll
Executive Staff Assistant ..... Marvin Norton
Staff Assistant ..... Christopher Acosta
Receptionist ..... Katy Finch

OLTS #CHARGERS #GOBOLTS #CHARG

GOBOLTS FIGHT FOR L

OLTS #CHARGERS #GOBOLTS #CHARG

GOBOLTS FIGHT FOR L

GERS #GOBOLTS #CHARGERS #GOBOL

FIGHT FOR LA GOBOLT

ALEX G. SPANOS

OWNER (1984-2018)

Alex Spanos was a shining example of how the American spirit of hard work and determination can pay off for those willing to follow their dreams.

"I always believed in the pursuit of one's dreams. In buying the Chargers, I've been able to realize a dream," Spanos said upon purchasing the team in 1984.

In 1951, at the age of 27, Spanos decided he could no longer support his growing family on $40 per week working in his father's bakery. As a result, he borrowed $800, purchased a used catering truck and set out on his own by providing catering and support services for the migrant farm workers in California's Central Valley.

From those humble beginnings, Spanos' tireless work ethic built one of the leading real estate and development companies in the industry and ultimately positioned him as patriarch of one of the most accomplished and philanthropic families in the United States.

Spanos' personal commitment to quality and integrity continues to be carried on by his family in the daily operation and management of both the Los Angeles Chargers and A.G. Spanos Companies – one of the nation's largest family-owned builders specializing in the construction of multi-family housing and master planned communities.

Spanos made family part of his formula for business success. The A.G. Spanos organization, including the Chargers, is a family-run operation. In 1994, ten years after purchasing the team in 1984, Alex turned over the day-to-day operations of the Chargers to his oldest son, Dean. Today, joining Dean in steering the direction of the organization are Alex's son and Vice Chairman, Michael Spanos, and grandsons A.G. and John Spanos, Presidents of Business and Football Operations, respectively. Carrying on Alex's legacy, the Chargers entered 2018 celebrating 33 years of the family's ownership.

Spanos' amazing journey and his passion for giving back is outlined in his autobiography, "Sharing the Wealth: My Story," a compelling first-hand account of the events and decisions in his life that became his basic fundamentals for success.

Spanos' community spirit and generosity are renowned. Few matched the benevolence and philanthropy that Alex and his late wife Faye, who were married for more than 69 years, displayed throughout their lives in supporting deserving institutions and community-service efforts. One of his more generous contributions resulted in the opening of the Alex G. Spanos Heart & Vascular Center in Sacramento. Southern Californians have Spanos to thank for the huge economic windfall of two Super Bowls (1998 and 2003) and a Republican National Convention in San Diego. In addition to the millions of dollars donated by Spanos throughout the country, the Chargers Community Foundation, which he established, has delivered more than $13 million to help San Diego and Los Angeles youth by supporting education as well as health and fitness programs.

In 2008, the President of the Republic of Greece, Mr. Karolos Papoulias, awarded Spanos the Medal of the Commander of the Order of Honor. The honor came in recognition of his many contributions to the birthplace of his parents.

These acts of caring demonstrate the commitment of a man whose rags-to-riches story has served as an inspiring example for others. Though his life took him places he never dreamed possible, Spanos continued to reside in his hometown of Stockton, Calif. until his passing on October 9, 2018 at age 95.

Spanos family tree includes four children (Dean, Dea, Alexis, Michael and their spouses), 15 grandchildren and 12 great grandchildren.

DEAN A. SPANOS

CONTROLLING OWNER AND CHAIRMAN OF THE BOARD

Under the leadership of Controlling Owner and Chairman of the Board Dean Spanos, the Los Angeles Chargers are making bold moves to set up the franchise for long-term success in their return to the second largest media market in the country. Spanos is providing senior leadership, strategic direction and critical resources as the Chargers continue to write the next chapter in their storied history.

Spanos has led the team through numerous franchise records and victories. During the 11 seasons from 2004-14, the Chargers won 113 games (playoffs included) -- five of which were AFC West championships (2004, 2006-09) -- and four playoff games. Only three teams in the NFL won more games during that time span.

Named President of the Chargers in early 1994 – the same year the team culminated its most memorable season with an appearance in Super Bowl XXIX – Dean, along with his father Alex Spanos, also secured Super Bowl XXXII (1998) and Super Bowl XXXVII (2003) for their community, with each event netting in excess of $300 million for the local economy.

In 2015, Spanos handed over the reins of day-to-day leadership to sons A.G. and John. Eldest son A.G. Spanos now serves as President of Business Operations while John Spanos heads up the other side of the business as President of Football Operations.

Dean's leadership is also present throughout the National Football League. As a member of the NFL's Management Council Executive Committee (CEC), he played an integral role in negotiating the NFL's current labor agreement. Additionally, through 2015, Spanos served as chairman of the NFL's Business Ventures Committee, which has oversight regarding various league commercial activities including consumer products, sponsorship, events, marketing and new business initiatives. Spanos, who continues to serve on both committees, also owns previous committee work that includes membership on the NFL's International and Legislative Committees.

Aside from football, Spanos also serves as CEO of the A.G. Spanos Companies, and along with his brother, Michael, oversees all construction operations nationwide.

TRADITION OF GIVING

The Spanos family has a multi-generation commitment to community involvement and is recognized both as one of the NFL's most philanthropic families as well as one of Southern California's most active and caring contributors to local causes. Their financial and emotional support for youth, sports, education and our brave men and women in uniform has been a hallmark of their team ownership and legacy.

In 1995, the Spanos family created The Chargers Community Foundation, which has provided nearly $13 million – and was benefitted this past year by the inaugural Chargers Invitational at Riviera golf tournament – to support a wide range of services and programs directly benefiting children and families. In 1999, Dean Spanos created the Foundation's largest ongoing program, Chargers Champions, which has provided nearly $6 million in direct assistance to schools, teachers, and students. The program provides grants to improve fitness, nutrition and athletic programs on school campuses.

The generosity of the Spanos family reaches throughout California and has often extended into other states when needs have arisen. When wildfires ravaged San Diego County in 2003, and again in 2007, the family made identical $1 million donations to aid affected families and the recovery effort. When wildfires struck Los Angeles, Ventura and San Diego Counties in December 2017, the Spanos family once again stepped up with a $250,000 donation to the American Red Cross – less than three months after committing $500,000 to Hurricane Harvey relief efforts and hosting a food and supply drive in Los Angeles for victims in flood-ravaged areas of Houston, Texas.

Following the passing of former Chargers linebacker Junior Seau in 2012, Dean and his wife Susie brought a shocked team and community together when they hosted a "Celebration of Life" for Seau. The event was seen and heard live by more than 150,000 fans and helped a grieving community heal and pay tribute to its native son.

In 2014 the A.G. Spanos Heart and Vascular Center at Mercy General Hospital in Sacramento opened thanks to a lead gift of $15 million from the family, the largest gift Mercy General had ever received. In speaking at the opening, Dean said the family's commitment to Mercy General Hospital was to ensure that no one from the region would ever be turned away from proper care for lack of space or the kind of critical care they needed.

Also in 2014, Spanos pledged $500,000 to the University of California-San Diego to upgrade and expand the existing Alex G. Spanos Training Facility, which was then renamed and opened as the Alex G. Spanos Athletic Performance Center. UCSD is the Chargers' former training camp home, and this gift raised the value of the family's support of the institution to more than $1.6 million.

Known for his generous backing of youth and high school football, in 2015 Spanos and the Chargers were honored by National Pop Warner with its prestigious NFL Team of the Year Award – a recognition of the team's outstanding support for youth football and cheer at all levels. The Chargers, who were also honored in 2007, are

the only NFL team to be so honored twice.

Spanos has also been a long-time contributor to many other important charities and organizations working to improve the lives of children and families, including: the Make-A-Wish Foundation; American Cancer Society; Armed Services YMCA; Susan G. Komen; Rady Children's Hospital; Girl Scouts; Huntington's Disease Society; San Diego Blood Bank; STAR/PAL; Special Olympics of Southern California; San Diego Food Bank; Casa de Amparo; and the Salvation Army.

In June of 2018, Los Angeles Mayor Eric Garcetti kicked off the second decade of Summer Night Lights (SNL) by announcing Spanos and the Chargers' three-year, $1.2 million commitment to the program – which keeps 32 parks across the region open between the hours of 7 pm – 11 pm by adding extended programming during the summer. Targeting communities at risk for gang violence, SNL locations saw a 46% decrease in gang-related crimes from 2016 to 2017. The Chargers' funding will expand sports programming across all 32 locations – including uniforms for participants, referees and increased access to sports clinics – while ensuring it remains free for all participants.

COMMUNITY HONORS

In appreciation of their ongoing generosity, Dean and Susie Spanos have often been the recipients of numerous accolades. In 2018 alone, the Chargers were honored as Red Cross LA's Humanitarian Organization of the Year and presented with the Mayor's Award from the Association of Corporate Growth (ACG) Los Angeles – both in recognition of the impact they have made in the greater Los Angeles community over the past year. The Spanos family has also been recognized with the Light of Hope Award from the Epilepsy Foundation of San Diego, the San Diego Military Advisory Council's annual Achievement Award and the Armed Services YMCA's Vice Admiral St. George Award for outstanding support for the region's active duty military and their families.

In 2014, the Spanos family received the Outstanding Community Service Award from among all family-owned businesses by the San Diego Business Journal.

The Make-A-Wish Foundation named the team its Wish-Granting Partner of the Year, while the California State Athletic Director's Association presented the Chargers with its President's Merit Award. The Rotary Club of San Diego's prestigious Heilbron Award was presented to the organization in recognition of the team's "pay it forward spirit – giving not only of itself but also its professional expertise to advance the well-being and success of others in the community."

In 2012, the Spanoses received the Herb Klein Spirit of San Diego Award from the San Diego Regional Chamber of Commerce - their highest community honor - and in 2011, the Salvation Army recognized Spanos and the Chargers' ongoing dedication to helping San Diego's homeless during their annual Golden Bell ceremony.

In 2010, the Association of Fundraising Professionals recognized Spanos and the Chargers as San Diego's Outstanding Philanthropic Corporation and the American Diabetes Association honored Spanos as a Father of the Year. In 2007, the local Salvation Army named Dean and Susie as their Most Valuable Philanthropists.

In 2006, President George W. Bush appointed Spanos as a Board of Trustees member of the John F. Kennedy Center for the Performing Arts. That same year, he was the honored recipient of the Golden Achievement Award from the Boys & Girls Clubs of San Diego, and Junior Achievement of San Diego inducted him into its Hall of Fame for his community leadership and specifically for his support of youth education initiatives.

The Warner Award, the top honor of the national Pop Warner football organization, was bestowed on Spanos for his commitment to youth football and its Little Scholars education initiative in 2005. The San Diego Chapter of the National Football Foundation also presented him with its highest honor, the Distinguished American Award. In 2004, the Police Historical Society presented him with their first Cota Award for community philanthropy and support of law enforcement. Dean and Susie received the Harold Leventhal Community Service Award in 2003, the top national award of the Huntington's Disease Society of America.

Spanos has the unique distinction of being a second-generation recipient of the renowned Ellis Island Medal of Honor, so honored in 2002, 16 years after his father was similarly honored. He was also inducted into the DeMolay International Alumni Hall of Fame in 2002. DeMolay International is an organization dedicated to preparing young men to lead successful and productive lives.

In 2001, the San Diego Hall of Champions Sports Museum presented Dean and Susie with its Community Champions Award, the Hall's most distinguished award.

BUSINESSMAN AND FAMILY MAN

Dean Alexander Spanos was born in Stockton, Calif. He earned varsity letters in football and golf at Lincoln High School and later received Lincoln High School's Hall of Fame Award, which honors alumni whose contributions and accomplishments are representative of the school. Dean was recognized for his achievements in the areas of business as well as athletics.

Spanos continued his golfing career at the University of the Pacific in Stockton, graduating in 1972 with a degree in business administration. He maintains close ties with his alma mater, having served as a regent at the university. An avid golfer post-college, Dean has been on the winning team in five Pro-Am tournaments, including back-to-back wins in 1990 at the Bob Hope Chrysler Classic and the AT&T National Pro-Am at Pebble Beach with partner Hubert Green. He successfully defended his title at the Hope Classic the following year. Spanos' first win came with Green at the 1985 Bing Crosby Pro-Am at Pebble Beach, where he was awarded the "Most Valuable Amateur" trophy for supplying the most help to his professional partner.

Susie Spanos is a spokeswoman for the NFL's annual A Crucial Catch cancer screening campaign and is a breast cancer survivor herself. She was honored as a "Woman of Dedication" by the Salvation Army and was also named the Woman of the Year by the San Diego Leukemia Society for her philanthropic work in the community.

In addition to currently serving as a Board member for the NFL Foundation, Susie has also served as a Board member and supported numerous other charitable organizations including the San Diego Women's Foundation, the board of the Salvation Army and as an advisory member for Las Patronas, one of San Diego's leading non-profit organizations. Susie was a driving force in supporting the Blood Bank's umbilical cord blood program, helping the Chargers' annual blood drive to become one of the most successful in the nation.

Dean and Susie have two sons, A.G. and John, and three grandsons.

MICHAEL A. SPANOS

VICE CHAIRMAN

Michael A. Spanos is Vice Chairman of the Chargers. In that capacity, he assists in financial and management matters pertaining to the team. Michael joins his brother – Chairman of the Board Dean Spanos – in steering the direction of the organization.

As president of the A.G. Spanos Companies, Michael is responsible for the company's planning and development activities around the country. He monitors and oversees the office divisions in states where the company builds and develops. His responsibilities also extend to the areas of property management, land acquisition and preparation of all plans for future direction, growth and construction of the company's multi-family communities and land development activities. From the company headquarters in Stockton, Michael regularly travels across the country to monitor and manage building projects.

Born in Stockton, Calif., he attended Lincoln High School and graduated from the University of the Pacific, with a bachelor's degree in business administration. In 1989, Michael was appointed to the Board of Regents at the University of the Pacific, where he served for five years. Michael continues to contribute both his time and resources to the development and support of charitable projects involving youth sports and education. He and his wife, Helen, have five children and reside in Stockton.

A.G. SPANOS

PRESIDENT OF BUSINESS OPERATIONS

A.G. Spanos was named President of Business Operations for the Chargers in May 2015. He oversees all day-to-day business operations of the organization, including marketing, sales, public relations, digital media and community relations. He also represents the organization at all NFL and ownership meetings.

Previously, Spanos served as executive vice president–chief executive officer from 2011-15, executive vice president–executive officer from 2008-10, and director of marketing programs and business development from 2003-07.

Spanos knows the power of professional sports and the Chargers ability to lift the spirits of an entire community. With that in mind, his number-one goal is, and always has been, to ensure the Chargers enjoy success on the field. Crucial in that effort is helping the franchise establish an undeniable home-field advantage. Since 2003, the Chargers have posted a winning record at home nine times, including 2006 when the team went undefeated at home for the first time in franchise history.

Working to ensure this trend will continue, Spanos oversaw the multi-million dollar upgrades to StubHub Center during the summer of 2017. The venue, home to the Chargers through the 2019 season, is one of the most unique experiences in the league – providing fans with unmatched sightlines and unprecedented proximity to NFL action. From security to parking, seating manifest to the aforementioned capital improvements, Spanos has been dedicated to ensuring that games at StubHub Center will be an unparalleled experience Chargers fans won't soon forget.

Another aspect of being competitive on the field is providing players and coaching staff with critical resources. Under Spanos' direction, the Chargers secured space for both training camp and a new practice facility during the 2017 offseason. The team's new training camp home at Jack Hammett Sports Complex in Costa Mesa, Calif., has undergone extensive field modifications to bring it up to NFL standards – a benefit the community continues to enjoy – while the team's new practice facility, also in Costa Mesa, is receiving a dramatic overhaul as well. The Hoag Performance Center provides the Chargers with the latest in technology and equipment and house the team's more than 130 full-time employees, not including players.

Off the field, with an emphasis on the fact that Season Ticket Members are the backbone of the organization, the Chargers have added more value, greater access and have rebranded the team's most loyal fans as 'Season Ticket Members' under Spanos' direction. Key benefits of being a Season Ticket Member have grown to include the creation of dedicated service representatives, unique opportunities surrounding the Chargers practice facility, stadium tours, exclusive practice sessions at both mini-camp and training camp and an upgraded, more transparent seat relocation program among other items.

In an effort to quench Chargers fans' unending thirst for information about their team, Spanos created the organization's digital media department in 2012. The department has been instrumental in providing an endless supply of unique content available only on the team's official website, Chargers.com, while expanding the Chargers' digital footprint across various social media platforms. Additionally, recognizing the benefits of producing web, digital and television content in-house, Spanos led the effort to construct a new television and editing studio in the team's practice facility and has been instrumental in acquiring new talent to support the team's ever-expanding media initiatives.

Spanos attended La Jolla Country Day School in La Jolla, Calif., lettering in football and basketball. He played football as a freshman at Tufts University in Medford, Mass., before returning to California to continue his education at the University of Southern California, where he earned a bachelor's degree in marketing from the Marshall School of Business.

Spanos is the grandson of Owner Alex Spanos, and he is the eldest son of Chairman Dean Spanos and his wife Susie. A member of YPO-LA and GenNext in Orange County, he and his wife, Kamri, reside in Laguna Beach with their two sons, Dean II and Leonidas.

JOHN SPANOS

PRESIDENT OF FOOTBALL OPERATIONS

John Spanos was named President of Football Operations for the Chargers in May 2015. He oversees all of the team's football operations, including player personnel, coaching, player finance and the salary cap, medical, equipment, video, player engagement and security. He also represents the team at League and Management Council meetings.

Spanos began working for the Chargers in 1995, originally spending his summers in the football operations department as an assistant. From 1998-2000, he worked on contract negotiations and managing the salary cap under the direction of Ed McGuire before moving to New York to work in the NFL league office.

In 2003 Spanos began working full-time as a scout. He methodically worked his way up through the organization before his promotion in 2013 when he was named Executive Vice President of Football Operations. This new position afforded him the opportunity to put his first big imprint on the organization, and he did just that as a key member of the selection committee responsible for the hiring of General Manager Tom Telesco. That year, the team returned to the playoffs for the first time since 2009 and won its first playoff game since 2008.

Spanos has seen his role in the NFL Draft grow exponentially since his ascension in 2013. The selections over that span have included Pro Bowlers Keenan Allen, Jason Verrett, Melvin Gordon and Joey Bosa. Fresh off the 2018 draft, the Chargers selected one of the top defensive players in the class in versatile safety Derwin James out of Florida State.

The 2018 season will mark Spanos' 23rd year in the NFL and his 20th with the team, with previous assignments within the organization including stints as a pro and college scout (2003-05), assistant director of college scouting (2006-07) and director of college scouting (2008-12).

It's no coincidence that Spanos' ascension within the organization coincided with one of the most successful eras on the field in franchise history. From 2004-09, the Chargers won 67 regular-season games, third-most in the entire league. They also won three playoff games during that stretch, giving them 70 total wins from 2004-09, which was fourth-most in the league. The Chargers reached the playoffs five times from 2004-09 and advanced to the AFC Championship Game in 2007. Since 2003, the Chargers have been to the playoffs a total of six times.

From 2001-03 Spanos served two stints in the NFL's Management Council office in New York. In 2008, he further expanded his business acumen when he was among a select list of NFL executives invited to participate in the NFL's Executive Education Program at the Stanford Business School in Palo Alto, Calif.

Spanos continues to work closely with McGuire. They have managed the salary cap and retained some of the team's top players, negotiating multiple contract extensions for several current and former All-Pro players. The extensions are highlighted by quarterback Philip Rivers, future Hall of Famer Antonio Gates, Hall of Fame running back LaDainian Tomlinson, guard Kris Dielman, center Nick Hardwick and most recently, two-time Pro Bowl corner Casey Hayward and Pro Bowl defensive end Melvin Ingram.

Staying true to his scouting roots, Spanos serves on the board of directors for National Football Scouting and is an Honorary Member of the University of California-San Diego (UCSD) Athletic Board. Spanos also serves on the NFL's Future of Football Advisory Committee and is a trustee for the NFL Player Benefit Board.

In June 2010, Spanos was named one of the "Top 40 Under 40" Greek-Americans by Greek America Magazine. The acknowledgment came in recognition of his achievements in both business and community leadership.

Spanos was born in Stockton, Calif. He attended The Bishop's School in La Jolla where he lettered in football as a wide receiver and defensive back. He also lettered in golf and basketball and was a member of three CIF championship teams. After Bishop's, Spanos attended Wake Forest University, graduating with a degree in business.

John and his wife Jodie reside in Corona del Mar.

JEANNE M. BONK

EXECUTIVE VICE PRESIDENT

CHIEF OPERATING OFFICER

CHIEF FINANCIAL OFFICER

One of the Chargers' longest-tenured executives and one of the highest-ranking female executives in the National Football League, Jeanne Bonk was named Executive Vice President–Chief Operating Officer in May 2016.

Bonk originally joined the Chargers in 1991 as Chief Financial Officer. In 1994, she was promoted to Chief Financial and Administrative Officer, a position she retained for seven years. In 2000, she was named Vice President-Chief Financial Officer; and in 2005, Bonk was promoted to Executive Vice President-Chief Financial Officer.

Bonk has successfully overseen the team's day-to-day financial operations for over 25 years. Her expertise and leadership have been critical to the ongoing success of the organization in many areas. Currently she manages the team's involvement with the Inglewood stadium project. She has also been a presenter at the NFL Women's Career Development Symposium, Thriving in Business Seminar at the University of San Diego and the UC-Irvine Chief Executive Round Table Women's Forum, among others.

A native of Covina, California, Bonk began her professional career in 1983 with the international accounting firm, Price Waterhouse. She worked at Price Waterhouse for eight years, leaving as a senior audit manager to join the Chargers in 1991.

Bonk attended Mater Dei High School in Santa Ana before graduating with honors from the University of San Diego in 1983 with a bachelor's degree in business administration. She majored in accounting and is a Certified Public Accountant and a Chartered Global Management Accountant. She was nominated and a finalist for San Diego's Chief Financial Officer of the Year Award in 2009. Bonk was also inducted into the Mater Dei High School Ring of Honor in 2011.

Bonk is a member of the American Institute of CPAs and the California Society of CPAs. She currently is a member of the NFL Owners' Audit Committee. She previously sat on the San Diego Humane Society's Audit Committee and the San Diego Diocesan Finance Council. In addition, she previously chaired the Finance Committee of Cathedral Catholic High School for six years.

Jeanne and her husband, Jim, reside in Costa Mesa.

ED McGUIRE

EXECUTIVE VICE PRESIDENT OF FOOTBALL ADMINISTRATION/ PLAYER FINANCE

Now in his 31st NFL season and 21st with the Chargers, Ed McGuire has enjoyed a steady ascent since joining the team in 1998. He was named Executive Vice President of Football Administration–Player Finance in January 2013. McGuire serves as the club's chief negotiator and manages the salary cap while overseeing compliance of NFL and Collective Bargaining Agreement rules. He has been a member of the NFL Player Insurance Trust since 2002.

McGuire's previous roles with the Chargers include Coordinator of Football Operations (1998-00), Vice President of Football Operations (2000-06), Executive Vice President of Football Operations (2007) and Executive Vice President of Football Operations–Assistant General Manager (2008-12).

Throughout his tenure with the Chargers, McGuire has negotiated a number of long-term contracts and contract extensions. In 2004, he negotiated an eight-year contract extension for 2006 NFL MVP and two-time NFL rushing champion, LaDainian Tomlinson. At the time, the deal was the largest contract ever signed by a running back in NFL history. McGuire negotiated Philip Rivers' six-year, $92 million contract extension in 2009, the largest player contract negotiated in team history, and Rivers' 2015 contract extension. And more recently, McGuire has negotiated new contracts and extensions for several key players, including Pro Bowl standouts Keenan Allen, Melvin Ingram and Casey Hayward.

McGuire joined the Chargers after serving as the Senior Manager of Labor Operations for the NFL's Management Council from 1996-98. He was the league's Manager of Player Personnel from 1991-96 and originally joined the NFL in 1987 as a Player Personnel Analyst. McGuire also worked in the Player Personnel department for the United States Football League from 1984-86.

During his tenure in the National Football League office, McGuire became a leading expert on the NFL's salary cap and Collective Bargaining Agreement, which was created in 1993 between the NFL and the NFL Players Association.

Born in Riverhead, New York, McGuire graduated with a degree in Athletic Administration in 1984 from St. John's University in Jamaica, New York. He played football and baseball at Riverhead High School.

McGuire and his wife, Jane, have two children–son Kevin and daughter Shannon–and reside in Laguna Niguel.

LaDAINIAN TOMLINSON

SPECIAL ASSISTANT

LaDainian Tomlinson is one of the Chargers' greatest players and one of the most prolific running backs in NFL history. He was inducted into the Pro Football Hall of Fame on August 5, 2017.

Tomlison will begin his second season as special assistant to controlling owner and chairman of the board, Dean Spanos.

Tomlinson is currently an analyst on NFL Network and his duties as a special assistant to the Los Angeles Chargers includes helping the organization to further develop fan engagement and expand its community outreach in Southern California.

Tomlinson retired from the NFL in 2012 as the league's fifth all-time leading rusher (13,684 career yards) and its second-most prolific scorer (145 career rushing touchdowns).

The Chargers' first-round pick in the 2001 NFL Draft (fifth overall), Tomlinson and his disarming smile were the face of the Chargers' franchise during nine seasons in San Diego (2001-09). He set or tied a total of 28 team records, including marks for career rushing yards, rushing touchdowns in a season and total touchdowns.

Tomlinson is one of the most decorated Chargers in history. Among the more than 100 team and NFL awards that he captured during his career, Tomlinson was named the Associated Press' NFL Most Valuable Player and Offensive Player of the Year in 2006. That same year, he was named the Walter Payton co-NFL Man of the Year and the runner-up as the AP's Male Athlete of the Year. Tomlinson was a five-time Pro Bowl selection, three-time first-team All-Pro, two-time second-team All-Pro and runner up for the AP's Offensive Rookie of the Year Award in 2001. Tomlinson was named by his teammates as the Chargers Most Valuable Player and Offensive Player of the Year five times.

LaDainian and LaTorsha reside in Colleyville, Texas, with their son, Daylen, and daughter, Dayah.

MARK FABIANI

SPECIAL COUNSEL

Mark Fabiani is in his 17th season as the organization's Special Counsel.

Prior to joining the Chargers, Fabiani was the Deputy Campaign Manager for Communications and Strategy for former Vice President Al Gore's 2000 presidential campaign, the closest presidential election in modern history. In addition to serving as the campaign's chief spokesperson, Fabiani was responsible for coordinating the campaign's communications and media strategies and tactics, including the Vice President's post-election Florida vote count effort.

From 1994-96, Fabiani worked as President Bill Clinton's special counsel, providing legal, communications and political counsel to the President and First Lady on allegations and investigations of Whitewater and related matters. Fabiani produced and communicated the legal, legislative and political responses to inquiries from the media, Capitol Hill and investigative agencies. He also served as the White House's principal spokesperson before the national media, appearing regularly on major news shows.

In the 1980s, Fabiani spent four years as deputy mayor of Los Angeles and chief of staff to Mayor Tom Bradley. He managed political strategy, media relations, policy analysis and an executive staff of 129 for the mayor. Fabiani directed day-to-day interaction between the mayor's office and the media, general managers of city departments, the City Council and the city's principal private sector companies and public-sector institutions.

A native of Ellwood City, Penn., Fabiani earned a bachelor's degree in philosophy from the University of Redlands before graduating cum laude from Harvard Law School in 1982. He served in senior positions at the United States Department of Justice and the Department of Housing and Urban Development. At the Justice Department, Fabiani was responsible for policy development for the Attorney General and at HUD, he implemented the federal government's Empowerment Zone Initiative for urban revitalization.

Fabiani is currently a partner in the downtown San Diego-based firm, Mark Fabiani & Associates, which provides strategic advice and tactical execution to companies and individuals facing complex financial, marketing, communications and legal challenges.

FRED MAAS

SPECIAL ADVISOR

Fred Maas joined the Chargers in 2016 as a Special Advisor to Chargers' Chairman Dean Spanos. In this role, he advises on a wide variety of political and business issues for the team.

Maas is the executive chairman of MRV Systems LLC, a manufacturer of marine robotic vehicles for the oceanographic and defense industries. He previously served as the Chairman and CEO of the San Diego Centre City Development Corporation (CCDC), which oversaw, on behalf of the city, all redevelopment activities for downtown San Diego.

Maas was a principal and served as President and CEO of Black Mountain Ranch, a 4,660-acre property that his partnership acquired in 1988. Then undeveloped land, Black Mountain Ranch is now home to several large-scale residential communities, including Santaluz and Del Sur.

In the 1980s and '90s, Maas served as a partner at Potomac Sports Properties, the exclusive developer of the PGA TOUR Inc. Earlier, Maas represented the TOUR on marketing, regulatory, legislative and tax matters.

Maas has served in a variety of capacities in national, state and local politics over the past 35 years, including stints with Senators Bob Dole and John McCain, Jack Kemp and Governor Mitch Daniels among others. Maas also served as a special advisor to Todd Properties of New Zealand and H.E. Stuart Beck, the late Palauan Ambassador to the United Nations. In 2017, Governor Edmund G. Brown, Jr., appointed Maas as a Commissioner on the California Horse Racing Board.

A native of Rochester, N.Y., Maas graduated cum laude from Syracuse University's College of Law and Hobart College. Maas is admitted to the District of Columbia bar.

Maas has a daughter, Katherine Claire, who resides in Los Angeles.

TOM TELESCO

GENERAL MANAGER

24th NFL SEASON

6th SEASON WITH CHARGERS

With a keen eye for acquiring talented players, Tom Telesco serves his sixth season as General Manager of the Chargers in 2018.

Telesco was hired by the Chargers in January 2013. Forty years old at the time of his hiring, he became the youngest general manager in team history. Telesco immediately helped the Chargers return to the playoffs in 2013 with a roster that featured 25 players who joined the team prior to or during the season.

His first draft featured 2013 Pepsi Next NFL Rookie of the Year Keenan Allen. In 2017, Allen went on to break the Chargers' single-season receptions record and posted the second most receiving yards in team history en route to being named the NFL Comeback Player of the Year and earning his first Pro Bowl nod.

Over his five years with the organization, Telesco has drafted three pro bowlers in the first round in Jason Verrett, Melvin Gordon and Joey Bosa.

Telesco also has a proven track record with undrafted free agents. His finds have been highlighted by deep-threat and 1,000-yard receiver Tyrell Williams out of Western Oregon, special teams stalwart Nick Dzubnar from Cal Poly-San Luis Obispo, running back Austin Ekeler out of Western State and Central Michigan safety Jahleel Addae.

On top of his draft choices, Telesco has brought in some of the top free agent talents in the NFL. Casey Hayward has blossomed into one of the top corners in the league, making back-to-back Pro Bowls in 2016-17 while offensive tackle Russell Okung made the Pro Bowl in his first season with the team in 2017. His signings also include defensive tackle Brandon Mebane, wide receiver/punt returner Travis Benjamin and his latest being three-time Pro Bowl center Mike Pouncey in 2018.

A native of Buffalo, N.Y., Telesco prepped at St. Francis High School in Athol Springs, N.Y. Days prior to Super Bowl XLVIII in January 2014, which was co-hosted by New York and New Jersey, Telesco was recognized for his accomplishments on the floor of the New York State Senate by Senator Timothy Kennedy.

After graduating from St. Francis, Telesco played wide receiver at John Carroll University in Ohio. He was a starter on the Blue Streaks' 1994 Ohio Athletic Conference Championship team, and two of his teammates at John Carroll were Chris and Brian Polian, sons of Bill Polian, a 2015 inductee into the Pro Football Hall of Fame.

While attending John Carroll, Telesco spent four summers (1991-94) as a training camp intern with the Buffalo Bills. At that time, the elder Polian was the Bills' general manager. Polian left Buffalo for Carolina in 1994 and after Telesco graduated from John Carroll with a degree in business management in 1995, Polian hired him to work in the Panthers' scouting department. In 1998, Telesco and Polian moved on to Indianapolis, where Telesco would spend his next 15 NFL seasons as a college scout, pro scout, director of pro scouting, director of player personnel and vice president of football operations. He worked in Indianapolis during Peyton Manning's entire career with the Colts and later part of the team that brought Andrew Luck to the Colts with the first pick of the 2012 NFL Draft. Telesco also was involved in Colts drafts that featured four-time Pro Bowl running back Edgerrin James, five-time Pro Bowl wide receiver Reggie Wayne, Dwight Freeney, a seven-time Pro Bowler as a Colt and two-time Pro Bowl selection and Defensive Player of the Year Bob Sanders.

Telesco's tenure in Indianapolis was one of the most successful eras in Colts history. They played in two Super Bowls, including a victory over Chicago in Super Bowl XLI. From 1998-2012, the Colts won 154 regular-season games, eight division titles and they appeared in the playoffs 12 times. Indianapolis set an NFL record with 12 or more wins in seven consecutive seasons and they won an NFL-record 23 straight regular-season games during the 2008-09 seasons. Their 115 regular-season wins from 2000-09 set an NFL record for wins in a decade.

In 2015 and this year in 2018, Telesco was invited to be a speaker at the NFL's Career Development Symposium in Arizona. The program, attended by nearly 70 coaches and front office executives, was designed to engage aspiring head coach and general manager candidates. Telesco was one of only two active general managers invited to address participants at the symposium. He is also the co-chairman of the NFL General Manager Advisory Committee.

Telesco and his wife, Larah, have a daughter, Elena, and two sons, Thomas and Nicholas.

TELESCO CAPSULE

1995-96	–	Scouting Assistant, Panthers
1997	–	Area Scout, Panthers
1998-00	–	Area Scout, Colts
2001-03	–	Pro Scout, Colts
2004-05	–	Director of Pro Scouting, Colts
2006-11	–	Director of Player Personnel, Colts
2012	–	Vice President of Football Operations, Colts
2013-18	–	General Manager, Chargers

ANTHONY LYNN

HEAD COACH

27th NFL SEASON

2nd SEASON WITH CHARGERS

On Jan. 13, 2017, the Los Angeles Chargers named Anthony Lynn the 16th head coach in franchise history and the first African-American head coach in team annals. Lynn joined the Chargers after spending the 2015-16 seasons as the assistant head coach and running backs coach for the Buffalo Bills.

In his first season at the helm in Los Angeles Lynn rallied the team after an 0-4 start to win nine of the final 12 games, including six of the last seven contests. The Chargers finished 9-7 and just missed out on a playoff berth due to a tiebreaker. The nine wins over the 12-game span was the best mark since the team won the last 11 games of the 2009 season. The five-straight home wins were also the best run on home turf since that 2009 season.

Lynn put his imprint on the team in year one. The Bolts turned the ball over just 15 times in 2017 to rank tied for fourth in the NFL after a season in which they were dead last with 35 turnovers. The offensive line led the league in the least amount of sacks allowed with 18. The Chargers haven't led the league in the least amount of sacks allowed since in the AFL in 1968.

A native of Celina, Texas, some 40 miles north of Dallas, Lynn was an All-Southwest Conference running back as a collegian at Texas Tech, where he rushed for 1,911 yards and 17 touchdowns on 481 carries. That helped him earn a ticket to the NFL where he signed with the New York Giants as an undrafted free agent in 1992. After being released by the Giants, Lynn signed with Denver in 1993 and appeared in 13 games for the Broncos. In 1994, he suffered a broken leg and spent the year on injured reserve. Lynn moved on to the Bay Area in 1995, spending two seasons with the San Francisco 49ers (1995-96) before concluding his career in Denver (1997-99) where he won back-to-back Super Bowl championships (XXXII and XXXIII) with the Broncos. Lynn hung up his cleats after the '99 season, having played in 83 career games.

Lynn jumped right into the coaching ranks in 2000, spending three seasons (2000-02) with the Broncos as an offensive assistant and assistant to special teams. In 2003, he landed his first full-time position gig as the running backs coach for the Jacksonville Jaguars (2003-04). That was followed by similar positions with the Dallas Cowboys (2005-06), Cleveland Browns (2007-08), New York Jets (2009-14) and Bills (2015-16). Lynn carried the additional title of assistant head coach in New York in 2014 and with the Bills for his two seasons there.

Lynn spent the last two seasons (2015-16) with the Bills, including the final 14 games of the 2016 season as their offensive coordinator and the final game of the year as their interim head coach. The Bills led the NFL in both of Lynn's seasons in both rushing yards (2,630 in 2016 and 2,432 in 2015) and rushing touchdowns (29 in 2016 and 19, tie in 2015). The Bills also led the League in average yards per carry (5.3 in 2016 and 4.8, tie in 2015) in each of his two seasons in Upstate New York. More impressively, at his last two coaching stops (New York and Buffalo), his teams combined to rush for 18,218 yards during that span (2009-16), the most combined yards in the NFL over that time period.

COACHING CAPSULE

2000-02	–	Offensive Asst./Asst. to Special Teams, Broncos
2003-04	–	Running Backs, Jaguars
2005-06	–	Running Backs, Cowboys
2007-08	–	Running Backs, Browns
2009-13	–	Running Backs, Jets
2014	–	Running Backs/Assistant Head Coach, Jets
2015-16	–	Running Backs/Assistant Head Coach, Bills
2017-18	–	Head Coach, Chargers

The fact that Lynn is coaching today is a miracle in and of itself. Back in 2005, early in Lynn's first season with the Cowboys, he was hit by a drunk driver while crossing a street. The impact was so violent that it's a miracle he survived. The accident happened as Lynn was leaving a restaurant following dinner with several Cowboys coaches. The impact threw him an estimated 40-50 feet and he landed on top of a parked Volkswagen. The force of the impact totaled the car. Pittsburgh Steelers Offensive Coordinator Todd Haley was with Lynn at the time. He narrowly avoided being hit himself and was the first to render aid to Lynn. The damage tally was extensive – two collapsed lungs, three broken ribs, major facial and shoulder damage that required four surgeries and temporary paralysis – yet despite it all, Lynn walked out of the hospital in less than two weeks.

Lynn was raised in Texas by a single mom, Betty Jackson, a former all-state basketball player who had coaching aspirations herself. Lynn's maternal grandfather, Tommy Lynn, a farmer and former baseball catcher, helped raise Anthony. Mother and grandfather helped instill a tireless work ethic in Lynn at an early age. By 13, he was working 40-60 hour weeks doing construction in the summertime. He worked his way up the construction ladder and had become a foreman by the time he was in high school. One of his responsibilities was driving his crew to job sites for a company that built shopping malls and custom homes. It spurned an interest in interior design and Lynn initially studied interior fashion design in college.

Lynn has since reconnected with his father, Donald Wilson, a Los Angeles native who once tried out for the Dodgers as a left-handed pitcher. Wilson now resides in Corona.

Lynn is married to Stacey Bell Lynn. He has two children, son, D'Anton, and daughter, Danielle. Stacey is a news anchor at WNBC in New York City. D'Anton played football collegiately at Penn State and professionally with the New York Jets and the Canadian Football League's Hamilton Tiger-Cats and currently is the assistant defensive backs coach for the Houston Texans. Danielle studied at the University of Oklahoma and is currently in graduate school at the University of North Texas.

In the spring of 2018, Lynn completed his college degree after leaving school for the NFL 26 years ago. Despite being in his first year as a head coach, Lynn received his degree in interdisciplinary studies from UNLV.

GEORGE STEWART

ASSISTANT HEAD COACH

SPECIAL TEAMS COORDINATOR

30th NFL SEASON

2nd SEASON WITH CHARGERS

A longtime NFL assistant coach, George Stewart took over as the Chargers' special teams coordinator and assistant head coach in 2017 after spending the previous 10 seasons as the wide receivers coach for the Minnesota Vikings.

In his first season with the Chargers, punt returner Travis Benjamin was named the AFC Special Teams Player of the Week after totaling 88 return yards, including a 65-yard touchdown in Week 7 against the Broncos. Punter Drew Kaser ranked third in the NFL with a punting average of 48.1 that was also the second-best single-season average in franchise history. Nick Dzubnar (21) and Austin Ekeler (17) also ranked first and second in the league, respectively, in special teams tackles.

A native of Little Rock, Ark., Stewart was a standout guard at the University of Arkansas from 1977-80. The Razorbacks played in four straight bowl games during his tenure and won the Southwest Conference title in 1979. Stewart, who was named to the Razorbacks' All-Decade Team for the 1970s, earned All-SWC honors as a junior in 1979 and he was a team captain as a senior in 1980. Stewart signed with the Kansas City Chiefs as an undrafted rookie in 1981 but spent the season on "Reserve-Injured."

Stewart entered the coaching ranks in 1983 as a graduate assistant at Arkansas, working under the famed Lou Holtz. He followed Holtz to the University of Minnesota a year later, taking over as the Golden Gophers' offensive line coach. Under Holtz, the Gophers made a rapid turnaround, finishing 7-5 and beating Clemson in the 1985 Independence Bowl, Minnesota's first bowl victory since the 1962 Rose Bowl. In 1986, Stewart joined Holtz at Notre Dame as linebackers coach. In Stewart's third and final season in South Bend in 1988, the Irish finished 12-0 and defeated West Virginia in the Fiesta Bowl en route to being crowned national champions.

Stewart spent the first 11 seasons of his NFL career (1989-99) coaching special teams, first in Pittsburgh (1989-91) under the legendary Chuck Noll, and then in Tampa Bay (1992-95), where he also coached tight ends for two seasons, and finally in San Francisco (1996-99) where he worked under both Bill Walsh and George Seifert. Stewart helped Pittsburgh's Rod Woodson earn Pro Bowl honors as a returner three straight years (1989-91), and he saw kicker Mike Husted earn All-Rookie honors in Tampa Bay in 1993. In San Francisco, one of Stewart's star pupils was Chargers Head Coach Anthony Lynn.

COACHING CAPSULE

1983	–	Graduate Assistant, University of Arkansas
1984-85	–	Offensive Line, University of Minnesota
1986-88	–	Linebackers, Notre Dame
1989-91	–	Special Teams, Steelers
1992-93	–	Special Teams & Tight Ends, Buccaneers
1994-95	–	Special Teams, Buccaneers
1996-99	–	Special Teams, 49ers
2000-02	–	Wide Receivers, 49ers
2003-06	–	Wide Receivers, Falcons
2007-16	–	Wide Receivers, Vikings
2017-18	–	Special Teams Coord./Asst. HC, Chargers

For the next 17 years, Stewart coached wide receivers, including three seasons in San Francisco (2000-02), four in Atlanta (2003-06) and 10 in Minnesota (2007-16).

In San Francisco, the 49ers advanced to the playoffs five times in Stewart's seven seasons, including a trip to the NFC Championship Game in 1997. Under Stewart's guidance from 2000-02, Hall of Fame wide receiver Terrell Owens was selected to three-straight All-Pro teams and Pro Bowls.

In Atlanta, the Falcons won an NFC South title in 2004 and advanced to the NFC Championship Game.

In Minnesota, Stewart helped wide receiver Percy Harvin earn multiple NFL Rookie of the Year honors in 2009, while fellow wideout Sidney Rice earned a Pro Bowl nod that same season after ranking second in the NFC with 1,312 receiving yards. Harvin, the Vikings' top return man, set a Vikings franchise record with 2,081 total net yards. Also with Minnesota, Stewart oversaw wide receiver Cordarrelle Patterson's earning of first-team All-Pro and Pro Bowl accolades as the NFL's top kick returner as a rookie in 2013. In 2015, Stewart helped Stefon Diggs earn All-Rookie honors after becoming the first rookie in franchise history to lead the team in receptions. In his final year with the Vikings in 2016, Patterson was named to his second-career Pro Bowl after leading the NFL in kickoff return average for the third time in his career, a league record. The Vikings also for the first time since 1981 had three players top 800 yards receiving, including wide receivers Stefon Diggs and Adam Thielen.

GUS BRADLEY

DEFENSIVE COORDINATOR

13th NFL SEASON

2nd SEASON WITH CHARGERS

Gus Bradley enters his second season as the defensive coordinator for the Los Angeles Chargers.

The Chargers saw a huge turnaround on the defensive side of the ball as the Bolts ranked third in the league, allowing 17 points-per-game. The 17 points-per-game was the best mark by the team since 1992 and nearly a 10 points-per-game improvement from 2016. The 9.4 points-per-game improvement from the previous season is the second-best turnaround in team history. The Chargers also ranked third in the NFL against the pass, were the best in the red zone, posted a plus-12 turnover margin to rank third and were fifth in sacks.

The defensive unit was led by Pro Bowlers Joey Bosa, Casey Hayward and Melvin Ingram. Bosa recorded a career-high 12.5 sacks which were the most by a Bolts player since 2007. Hayward anchored a secondary that didn't allow a 100-yard receiver until Week 17 en route to his second straight Pro Bowl nod. Ingram equaled his career-high in sacks with 10.5 and coupled with Bosa the combined 23 sacks were the most by a Chargers duo in the same season since 2006. The pair also led the NFL with 151 pressures.

Bradley joined the Chargers as defensive coordinator in 2017 after spending the previous four seasons (2013-16) as the head coach of the Jacksonville Jaguars.

The Jaguars ranked sixth in the NFL in overall defense in 2016, surrendering just 321.7 yards per game, while ranking fifth against the pass (215.2 ypg).

A native of Zumbrota, Minn., Bradley went to college at North Dakota State where played free safety and was the team's punter. A four-time Academic All-North Central Conference selection and a member of the Bison's 1985, 1986 and 1988 national championship team, Bradley earned degrees in business administration and physical education from NDSU, as well as a master's degree in athletic administration.

Bradley began his coaching career at North Dakota State, spending two seasons (1990-91) as a graduate assistant, followed by a four-year run as the defensive coordinator and linebackers coach at Fort Lewis College (1992-95). For four months (December 1995-March 1996), Bradley also served as the head coach at Fort Lewis.

Bradley returned to North Dakota State in 1996 and spent the next 10 seasons (1996-05) serving in a number of different roles, including defensive coordinator, assistant head coach and linebackers coach. As NDSU's defensive coordinator in 2005, the Bison led the Great West Football Conference in scoring defense, pass defense, total defense and turnover margin.

In 2006, Bradley landed his first NFL job in Tampa Bay. He spent one season (2006) as a defensive quality control coach and two (2007-08) as the Buccaneers' linebackers coach. Linebacker Derrick Brooks earned Pro Bowl appearances in each of his two seasons working with Bradley.

In 2009, the Seattle Seahawks hired Bradley as defensive coordinator and he helped mold Seattle's defense into one of the league's best. The Seahawks made postseason appearances following two of Bradley's four seasons (2009-12) in the Pacific Northwest. In 2009, the Seahawks posted two shutouts at home for the first time since 1986. In 2011, Seattle's defense ranked ninth in the NFL for just the sixth top-10 finish in the club's 36-year history and first since 1997. Three Seahawks defenders – Earl Thomas, Kam Chancellor and Brandon Browner – were selected to the Pro Bowl. And in his final season with the Seahawks in 2012, Seattle set franchise records for fewest points (15.3) and yards per game allowed (306.2), the former of which led the NFL. At the end of the 2012 season, Thomas was voted to his second consecutive Pro Bowl, while Richard Sherman earned first-team Associated Press All-Pro honors after leading the team and tying for second in the NFL with eight interceptions.

In 2013, Bradley was named the head coach of the Jacksonville Jaguars. In his first season, the Jaguars posted a 4-4 mark following the bye week, with three of the wins on the road. In 2014, Jacksonville showed significant improvement in sacking opposing quarterbacks. The Jags raised their sack total from 31 in Bradley's first season to 45 in his second (2014), a total that ranked sixth in the NFL. The Jaguars led the NFL with 12 sack/forced fumbles and ranked third with 19 total forced fumbles. In 2015, Jacksonville's offense produced 44 touchdowns, third in team history, and the team scored 376 points, fifth in team annals.

Bradley and his wife, Michaela, have four children; Carter, Anna, Eli and Ella.

COACHING CAPSULE

1990-91	–	Graduate Assistant, North Dakota State
1992-95	–	Defensive Coordinator, Fort Lewis College
1996	–	Linebackers, North Dakota State
1997-99	–	Defensive Coordinator, North Dakota State
2000-02	–	Asst. Head Coach/Def. Coord., North Dakota State
2003-04	–	Asst. Head Coach/Linebackers., North Dakota State
2005	–	Asst. Head Coach/Def. Coord., North Dakota State
2006	–	Defensive Quality Control, Buccaneers
2007-08	–	Linebackers, Buccaneers
2009-12	–	Defensive Coordinator, Seahawks
2013-16	–	Head Coach, Jaguars
2017-18	–	Defensive Coordinator, Chargers

KEN WHISENHUNT

OFFENSIVE COORDINATOR

31st NFL SEASON

4th SEASON WITH CHARGERS

Ken Whisenhunt enters his fourth season as the offensive coordinator for the Chargers. Whisenhunt is in the third season of his second stint with the organization.

The offense flourished in 2017 under the guidance of Whisenhunt and was highlighted by Pro Bowlers Keenan Allen, Philip Rivers and Russell Okung. Allen put together one of the top receiving seasons in Chargers history, culminating in Comeback Player of the Year honors.

The Chargers showcased an offense that led the league in passing yards per game (276.9) and the fewest sacks allowed (18). Rivers ranked second in the NFL with 4,515 yards passing while Allen was third in receiving yards (1,393) and fourth in receptions (102). In the ground game, Melvin Gordon eclipsed 1,000 yards rushing for the first time in his career, totaling 1,105 to rank seventh. His 1,581 yards from scrimmage ranked fifth and his 72 points were tied for fourth.

Whisenhunt re-joined the Chargers in 2016 and the Bolts were the only team in the NFL to feature six players with at least 35 receptions, 400 yards receiving and two touchdown catches. Philip Rivers threw for 4,386 yards and 33 touchdowns, tied for the second-most in a season in franchise history. The Chargers stretched the field as Rivers completed a career-high 16 passes of 40 yards or longer. Tyrell Williams led the Chargers with 1,059 receiving yards and a 15.3 yards-per-catch average. Melvin Gordon ranked 10th in the NFL with a team-leading 1,416 yards from scrimmage while tying for ninth with 12 total touchdowns.

A native of Augusta, Ga., Whisenhunt played quarterback and tight end at Georgia Tech from 1980-84. In 1985, the Falcons drafted him in the 12th round and he played nine seasons in the NFL, including four with the Falcons (1985-88), two with the Washington Redskins (1989-90) and three with the New York Jets (1991-93). He played in 74 games during his career and caught 62 passes for 601 yards and six scores.

Whisenhunt earned a degree in civil engineering from Georgia Tech and entered the coaching field in 1995, spending two seasons (1995-96) as the special teams and tight ends coach at Vanderbilt.

In 1997, Whisenhunt landed his first NFL coaching job tutoring tight ends with Baltimore (1997-98). It led to stints with the Cleveland Browns (1999), Jets (2000) and Pittsburgh Steelers (2001-03). In 2004, Whisenhunt was named Pittsburgh's offensive coordinator. At the conclusion of his second season (2005), he earned a Super Bowl ring after the Steelers defeated Seattle, 21-10, in Super Bowl XL. Quarterback Ben Roethlisberger was Whisenhunt's star pupil in the "Steel City."

Whisenhunt earned his first head coaching position with Arizona in 2007. He spent six seasons with the Cardinals (2007-12), winning a franchise-record 49 games. Arizona went 4-2 in the postseason and represented the NFC in Super Bowl XLIII in 2008.

COACHING CAPSULE

1995-96	–	Special Teams & Tight Ends, Vanderbilt
1997-98	–	Tight Ends, Ravens
1999	–	Special Teams, Browns
2000	–	Tight Ends, Jets
2001-03	–	Tight Ends, Steelers
2004-06	–	Offensive Coordinator, Steelers
2007-12	–	Head Coach, Cardinals
2013	–	Offensive Coordinator, Chargers
2014-15	–	Head Coach, Titans
2016-18	–	Offensive Coordinator, Chargers

Whisenhunt worked closely with Kurt Warner in Arizona. They helped lead the Cardinals to their Super Bowl appearance and back-to-back NFC West titles in 2008-09, the team's first titles since 1975 and their first back-to-back division crowns since 1974-75. Whisenhunt became the first Cardinals coach to go .500 or better in his first six seasons with the team and the Cardinals were one of the NFL's best home teams under Whisenhunt as they combined to go 33-18 at University of Phoenix Stadium, including 3-0 in the playoffs. The Cardinals also went 7-2 under Whisenhunt in overtime games.

Whisenhunt began his first stint with the Chargers in 2013, helping the Bolts to a 9-7 season that was followed by a win at Cincinnati in the AFC Wild Card Playoffs. Philip Rivers enjoyed one of the finest seasons of his career while working in tandem with Whisenhunt. He was named NFL Comeback Player of the Year and selected to the Pro Bowl after completing a team-record and NFL-leading 69.5 pct. of his passes for 4,478 yards and 32 touchdowns with just 11 interceptions. It all added up to a team-record-tying 105.5 passer rating. Rivers completed a then-team-record 378 passes for the Chargers in 2013.

Following the 2013 season, Whisenhunt became the head coach for the Tennessee Titans. He spent the 2014 season and the first eight weeks of 2015 with the Titans, helping mold quarterback Marcus Mariota, the team's top pick in the 2015 NFL Draft.

Whisenhunt is an avid golfer. As a teen, he worked the 18th-hole manual scoreboard at the Masters golf tournament. He's played the course at Augusta National a number of times, including May 2008 when he shot an even-par-72 that featured an eagle two on the par-4 11th hole. Whisenhunt contemplated a career in professional golf and after retiring as a player in 1993, he spent a year away from football and played golf extensively, including competing in the 1994 U.S. Mid-Amateur at the Hazeltine National Golf Club in Chaska, Minn. Whisenhunt's best career score is a 65 and he has made two hole-in-ones during his lifetime.

Whisenhunt and his wife, Alice, have a son, Kenneth, Jr., and a daughter, Mary Ashley.

KEITH BURNS

ASSISTANT SPECIAL TEAMS

21st NFL SEASON

1st SEASON WITH CHARGERS

Keith Burns enters his first season as the assistant special teams coach for the Chargers. He spent 2013 as the special teams coordinator for the Washington Redskins and spent six seasons as assistant special teams coach of the Denver Broncos after a 13-year playing career.

From 2007-12, Burns worked with a Broncos unit that accumulated 10 combined punt and kickoff return touchdowns, tied for most in the AFC and second-most in the NFL.

In that time period, the Broncos ranked fourth in the AFC and fifth in the NFL in punt return average (10.5 yards per return).

In his final season in Denver in 2012, several specialists set Broncos franchise records under Burns' guidance, as kicker Matt Prater set the single-season team record for scoring by a kicker (133 points) and punter Britton Colquitt broke the team record for net punting average for the second consecutive season (40.2 in 2011, 42.1 in 2012).

Also, return specialist Trindon Holliday led the NFL with a 32.5-yard kick return average in addition to ranking fifth in the league with a 10.8-yard punt return average after being acquired by the Broncos off waivers on Oct. 11.

COACHING CAPSULE

2007-12 – Assistant Special Teams, Broncos
2013 – Special Teams Coordinator, Redskins
2018 – Assistant Special Teams, Chargers

During his six seasons with the Broncos, five different players totaled eight AFC Special Teams Player of the Week awards.

As a player, Burns was a key member of the Broncos' special teams unit in his 11 seasons in Denver, 10 of which were played under former Redskins Executive Vice President/Head Coach Mike Shanahan.

In those 11 seasons, Burns led or tied for the team lead in special teams tackles seven times. He totaled 186 special teams' stops in 166 career games played as well as 70 defensive tackles, 1.5 sacks, two pass breakups and a forced fumble and helped the Broncos to victories in Super Bowl XXXII and Super Bowl XXXIII.

Burns entered the NFL with Denver as a seventh-round choice (210th overall) in the 1994 NFL Draft after playing collegiately at Oklahoma State.

CHRIS HARRIS

ASSISTANT DEFENSIVE BACKS

13th NFL SEASON

3rd SEASON WITH CHARGERS

Former NFL safety Chris Harris joined the Chargers in 2016 as assistant secondary coach. In his second year with the team, the Chargers ranked fourth in the league with 18 total interceptions, with 14 coming from defensive backs. The team did not allow a 100-yard receiver until Week 17. Individually, cornerback Casey Hayward was named to his second-straight Pro Bowl after ranking tied for second in the NFL with 22 passes defensed. He also added four interceptions.

Harris' first season was a huge success as the Chargers led the NFL with 18 interceptions as a team, while Hayward earned Pro Bowl honors for the first time in his career after leading the NFL and setting a career high with seven picks. The Chargers had 11 different players record at least one interception in 2016, most in the NFL and the most in team annals since 2004.

A native of Little Rock, Ark., Harris played collegiately at Louisiana-Monroe (2001-04) where he finished his career ranked fourth in school history in career tackles (383) and third in interceptions (14), including a school-record-tying seven in 2004.

An eight-year NFL pro, Harris was a sixth-round pick of the Chicago Bears (181st overall) in 2005. He played four seasons with the Bears over two separate stints (2005-06 and 2010-11). Harris was named second-team All-Pro by The Associated Press in 2010 and was named one of the Bears' Brian Piccolo Award winners as a rookie in 2005. Besides Chicago, Harris also played for the Carolina Panthers (2007-09), Detroit Lions (2011) and Jacksonville Jaguars (2012), totaling 422 tackles, 16 interceptions, 13 forced fumbles, nine fumble recoveries and 37 passes defensed. He appeared in 101 career games and made 88 starts. In 2007, Harris racked up a franchise-record eight forced fumbles for the Panthers.

Harris started seven playoff games during his career, including Super Bowl XLI for the Bears. During that game, he famously intercepted Colts quarterback Peyton Manning. Harris' career postseason statistics include 48 tackles, an interception and two forced fumbles.

Harris began his coaching career as a defensive quality control coach for the Bears, working primarily with the team's safeties. He coached in Chicago from 2013-14.

Harris and his wife, Kenetria, have three sons – Jayce, Jaxon and Jett – and a daughter, Skylar.

COACHING CAPSULE

2013-14 – Quality Control/Defense, Bears
2016-18 – Assistant Defensive Backs, Chargers

ERIC HENDERSON

ASSISTANT DEFENSIVE LINE

5th NFL SEASON

2nd SEASON WITH CHARGERS

Former NFL defensive lineman Eric Henderson "Coach Henny" will begin his second season as the Chargers assistant defensive line coach in 2018.

In his first year with the organization, the Chargers ranked fifth in the NFL with 43 sacks. Joey Bosa garnered his first Pro Bowl selection while Melvin Ingram also earned a spot in the annual all-star game. Bosa ranked seventh in the league with a career-high 12.5 sacks while Ingram equaled his career-best with 10.5 sacks.

A native of New Orleans, La., Henderson was a three-time All-Atlantic Coast Conference defensive end at Georgia Tech before spending three years in the National Football League with the Cincinnati Bengals (2006-08). As a collegian, Henderson set a school record at Georgia Tech for career tackles for loss (59.5) while also racking up 175 tackles, eight pass breakups and seven forced fumbles. His 25 career sacks rank fourth in school history. Following his NFL career, Henderson spent three seasons (2009-11) with the Las Vegas Locomotives of the United Football League, helping the team win a pair of League championships.

In 2012, Henderson segued into coaching as a defensive assistant at Georgia Military College, where he worked with the outside linebackers and secondary. Henderson helped coach the Bulldogs to a 7-4 record and an appearance in the CHAMPS Heart of Texas Bowl.

COACHING CAPSULE

2012 – Defensive Asst., Georgia Military College
2013-14 – Graduate Assistant, Oklahoma State
2015 – Quality Control/Defense, Oklahoma State
2016 – Defensive Line, Univ. of Texas-San Antonio
2017-18 – Assistant Defensive Line, Chargers

In 2013, Henderson moved on to Oklahoma State where he spent three seasons (2012-15) as a graduate assistant and a third (2015) as a defensive quality control coach. During his three years in Stillwater, the Cowboys went 27-12 and made three bowl appearances. Henderson helped tutor defensive end Emmanuel Ogbah, who earned All-America accolades, was named Big 12 Conference Defensive Player of the Year in 2015 and was drafted in the second round of the 2016 NFL Draft (32nd overall) by the Cleveland Browns.

Henderson spent the 2016 season as the defensive line coach at Texas-San Antonio. The Roadrunners went 6-6 during the regular season before facing New Mexico in the Gildan New Mexico Bowl.

Henderson earned a bachelor's degree in management from Georgia Tech and is working toward a master's degree in educational psychology.

ADDISON LYNCH

QUALITY CONTROL-DEFENSE

1st NFL SEASON

1st SEASON WITH CHARGERS

Addison Lynch enters his first season with the Los Angeles Chargers as the quality control for defense after spending the previous seven years in the collegiate ranks.

Lynch spent the past six seasons under the tutelage of Jimbo Fisher as a quality control assistant at Florida State. While coaching for Florida State, Lynch helped coach the Seminoles to six bowl games, including five-straight New Year's Six bowl appearances. Lynch worked on the staff that won the inaugural College Football Playoff over Auburn in the final BCS National Championship for the 2013 season. Prior to his stint at Florida State, Lynch worked one season at Mississippi College as a graduate assistant coach.

Lynch, a Boston, Mass., native played safety for Bryant University from 2007-11. He earned his degree in Business Administration with an emphasis in marketing.

COACHING CAPSULE

2011 – Graduate Assistant, Mississippi College
2012-17 – Quality Control Assistant, Florida State
2018 – Quality Control/Defense, Chargers

PHIL McGEOGHAN

WIDE RECEIVERS

9th NFL SEASON

1st SEASON WITH CHARGERS

Phil McGeoghan enters his first year with the Los Angeles Chargers as the wide receivers coach after spending 2017 with the Buffalo Bills in the same capacity.

In his lone season with the Bills, McGeoghan helped the franchise make their first playoff appearance in 18 years.

Before returning to the NFL, he spent the 2016 season as the wide receivers coach at East Carolina. McGeoghan coached senior Zay Jones to a season with 158 receptions or 1,746 yards (11.1 avg.) and eight TDs while also coaching senior Jimmy Williams (818 yards and eight TDs on 45 catches) and junior Quay Johnson (58 receptions for 563 yards and three TDs) to stellar seasons.

His first job in the NFL came with the Miami Dolphins where he spent four seasons working with their receivers. He served as the assistant wide receivers coach before being promoted to wide receivers coach in the middle of the 2015 season. One of the highlights was Jarvis Landry posting a single-season franchise record with 110 receptions in 2015.

Prior to the Dolphins, McGeoghan worked as the wide receivers coach at South Florida for three seasons. He came to USF after one year with Naval Academy Prep where he was the offensive coordinator. His first coaching job was in 2007 when he spent one season at his alma mater as the University of Maine's wide receivers and tight ends coach.

McGeoghan played four years in the NFL with the New Orleans Saints, Denver Broncos, Oakland Raiders and New York Jets at various positions. He also spent a year playing in NFL Europe for the Berlin Thunder.

COACHING CAPSULE

2007 – Wide Receivers/Tight Ends, Univ. of Maine
2009-11 – Wide Receivers, Univ. of South Florida
2012-14 – Assistant Wide Receivers, Dolphins
2015 – Wide Receivers, Dolphins
2016 – Wide Receivers, East Carolina University
2017 – Wide Receivers, Bills
2018 – Wide Receivers, Chargers

At Maine, McGeoghan starred as a wide receiver for the Black Bears, finishing his career fourth in career receiving yards (2,343) and fifth in receptions (161) in school history. In the classroom, he earned Academic All-America honors and was recognized as an Arthur Ashe Jr., and Dean Smith Sport Scholar. McGeoghan also served in a leadership capacity as UM's student-athlete president.

McGeoghan is from Agawam, Mass. He earned his bachelor's degree in marketing from Maine.

PAT MEYER

OFFENSIVE LINE

7th NFL SEASON

2nd SEASON WITH CHARGERS

A 20-year coaching veteran, Pat Meyer is in his second season as the offensive line coach for the Chargers.

In his first year with the Chargers, Meyer made an immediate impact. The offensive line surrendered the fewest sacks (17) in the NFL, a first for the organization since 1968. The line helped provide the time for Philip Rivers to rank second in the league in passing yards while opening the holes for Melvin Gordon to become the first Chargers rusher to eclipse 1,000 yards on the ground since 2013. Russell Okung became the first Chargers offensive lineman to play in the Pro Bowl since 2011.

Meyer joined the Chargers from Buffalo where he spent two seasons (2015-16), his first as a football operations consultant, and his second as an offensive assistant.

A native of Youngstown, Ohio, Meyer was an all-state selection and a four-year starter at Girard (Ohio) High School where he lettered in football wrestling, basketball, baseball and track. Meyer left Ohio for college, heading to Colorado State, where he went on to become a three-time All-Western Athletic Conference pick. As a senior in 1994, Meyer was a team captain, a first-team all-conference pick and an Academic All-America. He earned a bachelor's degree in exercise and sports science. In 1995, Meyer signed with the NFL's Arizona Cardinals as an undrafted rookie free agent, and in 1996 played for the Arena Football League's St. Louis Stampede.

Meyer entered the coaching ranks in 1997 as a graduate assistant at Memphis. He held a variety of posts for the Tigers, including offensive assistant, assistant strength coach and director of strength and conditioning. From 2000-05, Meyer oversaw the strength and conditioning program at North Carolina State where the team's star player was quarterback Philip Rivers. In 2006, Meyer spent a year as the Wolfpack's offensive line coach before returning to strength and conditioning at Florida State in 2007.

In 2008, Meyer returned to his alma mater, Colorado State, where he again served in a variety of capacities, including offensive coordinator from 2010-11. During his four seasons (2008-11) in Fort Collins, six CSU offensive linemen signed with NFL teams.

In 2012, Meyer crossed the Canadian border to become the offensive line coach, and later the offensive coordinator, for the CFL's Montreal Alouettes. That year, Montreal tied for first in the CFL in touchdowns, while finishing second in passing and third in overall scoring.

Meyer returned to the States in 2013 to join the Chicago Bears, first as an assistant offensive line coach before taking over the position outright in 2014. Under Meyer's tutelage, guard Kyle Long earned consecutive Pro Bowl appointments as he became the Bears' first offensive lineman selected to the Pro Bowl since 2006 and the team's first rookie to be selected at an offensive position since 1965 (running back Gale Sayers). In Meyer's first season in Chicago (2013), the Bears allowed just 30 sacks, tied for fourth-fewest in the NFL.

Meyer and his wife, Erin, have a son (Chris) and two daughters (Emma, and Sophia). A former runner, Meyer is a five-time marathon finisher.

COACHING CAPSULE

1997 – Graduate Assistant, Univ. of Memphis
1998 – Offensive Assistant, Univ. of Memphis
1999 – Assistant Strength Coach, Univ. of Memphis
2000 – Dir. Strength and Cond., Univ. of Memphis
2000-05 – Dir. Strength and Cond., N.C. State
2006 – Offensive Line, North Carolina State
2007 – Strength & Conditioning, Florida State
2008 – Offensive Line, Colorado State Univ.
2009 – Off. Line/Run Game Coord., Colorado State
2010-11 – Offensive Coordinator, Colorado State
2012 – Off. Coord./Off. Line, Montreal Alouettes
2013 – Assistant Offensive Line, Bears
2014 – Offensive Line, Bears
2015 – Football Operations Consultant, Bills
2016 – Offensive Assistant, Bills
2017-18 – Offensive Line, Chargers

RON MILUS

DEFENSIVE BACKS

19th NFL SEASON

6th SEASON WITH CHARGERS

Chargers defensive backs coach Ron Milus added a fifth-consecutive Pro Bowler in 2017 when cornerback Casey Hayward made his second-straight appearance to the annual all-star game. Hayward ranked second in the NFL with 22 passes defensed and added four interceptions. The Chargers ranked fourth in the league with 18 total interceptions with 14 coming from his defensive backs. The team did not allow a 100-yard receiver until Week 17 of the season.

In 2016, Hayward led the NFL with a career-high seven interceptions. Hayward went on to become the first Chargers defender to capture the NFL's interceptions crown outright since 2007. With Hayward leading the way, the Chargers led the NFL with 18 picks, and the team recorded at least one takeaway in 15 of 16 games. The Chargers had 11 different players record at least one interception in 2016, most in the NFL by any one team and the most by a Chargers squad since 2004.

Prior to Hayward, former safety Eric Weddle earned Pro Bowl invitations in both 2013 and '14 and cornerback Jason Verrett earned all-star honors in 2015. During Milus' first year with the Chargers in 2013, the defense recorded 10 interceptions in the final nine games of the season, playoffs included, after intercepting just four in the season's first nine games. In 2014, the Chargers ranked fourth in the NFL in pass defense. In 2015, Verrett led the team in interceptions and passes defensed.

A native of Tacoma, Wash., Milus was a cornerback and return specialist at the University of Washington in the mid-1980s. He moved into coaching in 1988, starting at Tacoma's Lincoln High School. That led to a graduate assistant position at Washington and then ultimately a seven-year stint as the Huskies' defensive backs coach. Washington made two Rose Bowl appearances during Milus' tenure and led the nation with 22 interceptions in 1993.

COACHING CAPSULE

1988-90 – Defensive Backs, Lincoln High School
1991 – Graduate Asst., Univ. of Washington
1992-98 – Defensive Backs, Univ. of Washington
1999 – Defensive Backs, Texas A&M University
2000-01 – Defensive Backs, Broncos
2002 – Nickel Backs, Broncos
2003 – Defensive Backs, Cardinals
2004-05 – Secondary, Giants
2006-07 – Assistant Secondary, Rams
2008 – Secondary, Rams
2009-10 – Secondary, Panthers
2011-12 – Secondary, Broncos
2013-15 – Secondary, Chargers
2016-18 – Defensive Backs, Chargers

Milus moved on to the NFL in 2000, joining the Denver Broncos as defensive backs coach. In his first season, the secondary racked up 21 interceptions, its highest total since 1987. A year later in 2001, cornerback Deltha O'Neal made the Pro Bowl after tying for third in the NFL with nine interceptions. Milus spent three seasons in Denver before splitting time between Arizona, the New York Giants, St. Louis and Carolina. He returned to Denver for a second stint in 2011.

In 2012, the Broncos led the NFL in fewest yards allowed-per-pass play. They ranked second in total defense and third in pass defense en route to winning the AFC West with a 13-3 record, earning the top seed in the AFC playoffs. Cornerback Chris Harris Jr., returned two of his three interceptions for touchdowns and veteran corner Champ Bailey was selected to the Pro Bowl for the 12th time in his career.

Milus and wife, Sandra, have two sons – Ryan and Bobby.

MARK RIDGLEY

ASSISTANT OFFENSIVE LINE

7th NFL SEASON

7th SEASON WITH CHARGERS

Mark Ridgley will begin his first season as the assistant offensive line coach and his seventh with the Chargers organization.

After spending four seasons as a special assistant in an administrative capacity and assisting with the Chargers' running backs, Ridgley was promoted to quality control coach for the offense in 2016 and was an offensive assistant in 2017.

In 2016, running back Melvin Gordon had a breakout year, pacing the squad with 12 total touchdowns, including 10 rushing. He fell just three yards shy of a 1,000-yard season as his 997-yard tally ranked 13th in the NFL. Showing good hands out of the backfield, Gordon tacked on an additional 419 yards receiving to finish the season with 1,416 yards from scrimmage, good for 10th in the entire league.

A native of Pittsburgh, Pa., Ridgley earned a degree in economics from the University of Pittsburgh while working as a student manager for the Panthers' football team.

Ridgley began his career as an academic graduate assistant at the University of Pittsburgh before accepting a position as the defensive graduate assistant at Central Michigan University. Chargers safety Jahleel Addae played for the Chippewas during Ridgley's tenure on the staff.

Ridgley and wife, Casey, were married in 2015.

COACHING CAPSULE

2008-09 – Academic Grad. Asst., Univ. of Pittsburgh
2010-11 – Def. Grad. Asst., Central Michigan Univ.
2012-13 – Coaching Administration Assist., Chargers
2014-15 – Special Asst. to the Head Coach, Chargers
2016 – Quality Control-Offense, Chargers
2017 – Offensive Assistant, Chargers
2018 – Assistant Offensive Line, Chargers

ALFREDO ROBERTS

RUNNING BACKS

22nd NFL SEASON

2nd SEASON WITH CHARGERS

Former NFL tight end Alfredo Roberts is in his second season with the Chargers. A long-time NFL assistant coach who has worked primarily with tight ends, this marks Roberts' first stint coaching running backs.

In his first season with the running backs, Melvin Gordon became the first Chargers rusher since 2013 to amass over 1,000 yards when he totaled 1,105 yards on the ground. Gordon ranked fourth in the NFL in scoring among non-kickers (72 points). His 1,105 rushing yards were seventh while his 1,581 yards from scrimmage were the fifth-most in the league and the most by a Chargers rusher since 2007. Rookie Austin Ekeler totaled 539 yards from scrimmage and scored five touchdowns.

Before coming to the Chargers, Roberts spent four seasons (2012-15) coaching tight ends in Indianapolis. In 2014, Colts tight ends combined for 18 touchdown catches. Coby Fleener and Dwayne Allen became the first pair of tight ends in NFL history to score eight touchdowns apiece in a single season.

In 2013, Fleener registered a career-high 52 receptions and posted his first career 100-yard receiving game in Week 10 at Tennessee after catching eight passes for 107 yards.

In 2012, Colts tight ends combined to total 74 receptions for 825 yards and five touchdowns.
Allen started all 16 games in his first season and led NFL rookie tight ends with 45 receptions for 521 yards. His reception total also set a new franchise record for a Colts rookie tight end, topping Ken Dilger's previous high of 42 in 1995. Fleener competed in 12 games (10 starts) and compiled 26 receptions for 281 yards and two touchdowns. His reception and receiving totals were the fifth-most by a Colts rookie tight end in franchise history.

A native of Ft. Lauderdale, Fla., Roberts graduated from the University of Miami (Fla.), where he was a member of two national championship teams as a tight end. The first came under Howard Schnellenberger in 1983, which also was the school's first national championship, and the second came in 1987 under Jimmy Johnson. Roberts played on five bowl teams for the Hurricanes, including two Orange Bowls, two Fiesta Bowls and one Sugar Bowl.

COACHING CAPSULE

1999-00 – Assistant Coach, Florida Atlantic Univ.
2001-02 – Wide Receivers, Florida Atlantic Univ.
2003-06 – Tight Ends, Jaguars
2007-08 – Tight Ends, Browns
2009-11 – Tight Ends, Buccaneers
2012-15 – Tight Ends, Colts
2017-18 – Running Backs, Chargers

Roberts was an eighth-round pick by the Kansas City Chiefs in the 1988 NFL Draft. He spent three seasons with the team. In 1991, he joined the Dallas Cowboys and was part of two Super Bowl championship teams under the guidance of Johnson in 1992 and '93. Roberts played in every game for five consecutive seasons until his career ended in 1994 following foot and knee injuries. He finished his career with 50 catches for 476 yards and two touchdowns in 82 career games, playoffs included.

Roberts began his coaching career in 1999 as a member of the inaugural coaching staff at Florida Atlantic University. He coached there from 1999-02, including his final two seasons as the Owls' wide receivers coach.

In 2003, Roberts accepted his first NFL coaching position as the tight ends coach for the Jacksonville Jaguars (2003-06). It was followed by similar posts with the Cleveland Browns (2007-08) and Tampa Bay Buccaneers (2009-11).

In Roberts' first season with the Browns, Kellen Winslow had his first Pro Bowl season after catching 82 passes for a career-high 1,106 yards and five touchdowns. Winslow followed Roberts to Tampa Bay, and in three seasons together there Winslow caught 218 passes for 2,377 yards and 12 touchdowns. During their first season in Tampa Bay (2009), Winslow's 77 catches and 884 yards set franchise season marks for a tight end.

Roberts and his wife, Angel, have twin sons, Avery and Austin, and one daughter, Alyssa. Alyssa attends Grand Canyon University and Avery is a graduate of Florida Atlantic University, while Austin is a graduate and three-year letter winner at UCLA.

RIP SCHERER

TIGHT ENDS

7th NFL SEASON

1st SEASON WITH CHARGERS



Veteran coach and former collegiate head coach Rip Scherer enters his first season guiding the tight ends for the Los Angeles Chargers. Scherer returns to the NFL after stints at Colorado and UCLA.

Scherer returned to the field in 2016 as senior associate head coach in charge of UCLA's tight ends. He had been working in the UCLA athletic administration since June of 2013, with oversight of the football program as one of his primary duties.

Scherer came to UCLA in the summer of 2013 after serving two seasons as the assistant head coach and quarterbacks coach at the University of Colorado. In all, he has been coaching 38 years with 35 years of full-time coaching experience (29 in college and six in the pros).

The UCLA offense shined in 2017, and the tight end position was one of the primary factors for the success. Under the tutelage of Scherer, Caleb Wilson ended his season as the top-ranked tight end in the country by Pro Football Focus. Wilson set a school record for receptions in a game (15 vs. Texas A&M–Sept. 3) and also became the third Bruin receiver to go over 200 yards receiving in a game vs. A&M (208). In all, his tight ends accounted for 916 yards and five touchdowns on 79 catches.

In 2016, the Bruins tight end group emerged as a major part of the offensive game plan for a passing offense which ranked 19th in the nation (295.6 yards per game). Nate Iese earned second-team All-Pac-12 honors after he rated third on the team with 25 catches, good for 400 yards and four touchdowns.

In his first CU season, Scherer worked with a young quarterback group and helped develop Tyler Hansen into a free agent signee with the Cincinnati Bengals.

Scherer worked the 2009-10 seasons for the Carolina Panthers, where he was the quarterbacks coach after spending the previous four campaigns (2005-08) with the Cleveland Browns. Prior to that, he had logged time at 11 different schools, from coast to coast, in just over three decades in the collegiate ranks.

At Carolina (under head coach John Fox), Scherer was integral in the development of quarterback Matt Moore, who led the Panthers to a 4-1 record while starting the last five games of the 2009 season and generating a 104.9 quarterback rating after veteran Jake Delhomme sustained an injury. With injuries taking their toll on the 2010 stable of quarterbacks, Scherer and the Panthers used four different quarterbacks under center throughout the season.

In Cleveland, he served as the quarterbacks coach under head coach Romeo Crennel all four seasons from 2005-08, the final two adding assistant head coaching duties to his responsibilities. In his time there, he helped develop Derek Anderson, who was selected to the 2007 Pro Bowl after throwing for 3,787 yards and 29 touchdowns as the Browns boasted the eighth-best offense in the NFL in terms of scoring and passing yards-per-game.

Prior to joining the Browns, he was an assistant coach at Southern Mississippi (under head coach Jeff Bower) in 2003-04 where he was the offensive coordinator and quarterbacks coach. He held the same title at Kansas (under head coach Terry Allen) for the 2001 season.

He went to Kansas from Memphis, where he served as head coach from 1995-2000, compiling a 22-44 record. He coached the Tigers to the school's first-ever win over Tennessee, 21-17, with the Volunteers ranked No. 6 at the time in 1996 and quarterbacked by Peyton Manning. Prior to coaching at Memphis, he was the head coach at James Madison University in Harrisonburg, Va., from 1991-94, during a time when the Dukes set or tied over 140 school records. He helped them to a 10-3 record in 1994 and 29-19 record over his four seasons at the helm.

Scherer was also the offensive coordinator at Arizona (Dick Tomey), Alabama (Bill Curry) and Georgia Tech (Bill Curry).

He started his coaching career at Penn State under coach Joe Paterno as a graduate assistant in 1974-75 and then moved to North Carolina State (Bo Rein), where he was the quarterbacks coach in 1976 before moving on to Hawai'i as the running backs coach in 1977-78 (Dick Tomey). He coached the quarterbacks at Virginia in 1979 (Dick Bestwick) before going to Georgia Tech. Scherer earned his bachelor's degree in Physical Education from William & Mary in 1974, where he lettered three times at QB under coach Lou Holtz from 1971-73.

Scherer was born August 3, 1952 in Pittsburgh, Pa., and graduated from Toms River (N.J.) South High School, where he lettered in football. He is married to the former Michele Ragone, and the couple has three children, Scott (who played quarterback under his dad at Memphis), Melanie and Ryan (who played wide receiver at Penn State). His father, Rip Sr., was a long time high school football coach in Pittsburgh.

COACHING CAPSULE

1974-75	–	Graduate Assistant, Penn State University
1976	–	Quarterbacks, N.C. State University
1977-78	–	Running Backs, University of Hawai'i
1979	–	Quarterbacks, University of Virginia
1980-81	–	QBs/Passing Game Coordinator, Georgia Tech
1982-84	–	RBs/Run Game Coordinator, Georgia Tech
1985	–	Assistant Athletic Director, Georgia Tech
1986	–	Offensive Coordinator/QBs, Georgia Tech
1987	–	Offensive Coordinator, University of Alabama
1988-90	–	Offensive Coordinator, University of Arizona
1991-94	–	Head Coach, James Madison University
1995-00	–	Head Coach, University of Memphis
2001	–	Offensive Coord./QBs, University of Kansas
2003-04	–	Offensive Coord./QBs, Univ. of Southern Miss.
2005-06	–	Quarterbacks, Browns
2007-08	–	Assistant Head Coach/Quarterbacks, Browns
2009-10	–	Quarterbacks, Panthers
2011-12	–	Asst. Head Coach/Quarterbacks, Univ. of Colorado
2013-15	–	Associate Athletic Director for Football, UCLA
2016-17	–	Sr. Associate Head Coach/Tight Ends, UCLA
2018	–	Tight Ends, Chargers

DAN SHAMASH

QUALITY CONTROL-OFFENSE

10th NFL SEASON

2nd SEASON WITH CHARGERS

Dan Shamash returns to the Chargers in his second season as quality control coach for offense and his ninth overall in the NFL. In 2017, Shamash assisted with the team's receivers on the field and in the classroom, helping in the league's number one passing attack and the number four overall offensive unit. In 2017, wide receiver Keenan Allen tallied career highs with 102 receptions for 1,393 yards and added six touchdowns. He set a franchise single-season record for receptions and his receiving yardage output ranked second in team history. Allen ranked fourth in the NFL in receptions and third in receiving yards. He finished 10th in the NFL with 1,402 yards from scrimmage.

Shamash came to the Chargers after spending three seasons (2014-16) as the defensive quality control coach with the Jacksonville Jaguars, working with a unit that jumped to sixth in the NFL in total defense (321.7 yds/game). From 2012-13, Shamash served in the role of quality control to the head coach in Tampa Bay where he assisted then-head coach Greg Schiano in football aspects ranging from situational football and game management to daily practice, squad meetings and research projects.

Prior to joining Tampa Bay, Shamash spent two seasons (2009-2010) with the Cleveland Browns working as an offensive assistant coach where he was an assistant to the offensive line (2009) and assisted with the tight ends in 2010. The Browns ranked third in the NFL in offensive penalties in both seasons. Shamash worked directly with offensive coordinator Brian Daboll in preparation for daily practice scripting, scheduling and game planning, while assisting rookie and practice squad players within the offense. On top of his offensive responsibilities, Shamash worked with head coach Eric Mangini on studying situational football.

COACHING CAPSULE

2008 – Defensive Assistant, Columbia University
2008 – Coaching Assistant, Jets
2009-10 – Offensive Assistant, Browns
2012-13 – Quality Control to Head Coach, Buccaneers
2014-16 – Defensive Quality Control, Jaguars
2017-18 – Quality Control-Offense, Chargers

In 2009, Shamash was part of a Browns team that won four consecutive games and an offense that recorded three straight 100-yard rushing games to finish the 2009 season, including 351 yards at Kansas City in a Week 16 victory. First-round selection (26th overall) center Alex Mack, was named to the All-Rookie Team while left tackle Joe Thomas was named to the All-Pro Team. In 2010, Shamash worked with tight end Ben Watson, who led the AFC in receptions by tight ends with 68 catches (fifth in the NFL), and Evan Moore, a practice squad player in 2009 who had a breakout season (20.1 yards/catch).

Shamash began his NFL career as an intern in the special events and game operations department with the New York Jets in 2008 at the same time he was working as a defensive assistant at Columbia University. A native of New York, N.Y., Shamash earned his undergraduate degree from Carnegie Mellon University in 2008. He was a three-year letterman for the Tartans at inside linebacker and he helped CMU to an 11-1 record in 2006, the team's winningest season in school history.

Shamash and his wife, Cassie, have one daughter, Liana.

GIFF SMITH

DEFENSIVE LINE

8th NFL SEASON

3rd SEASON WITH CHARGERS

Long-time defensive line coach Giff Smith heads into his third season coaching the position for the Chargers.

In 2017, the duo of Joey Bosa and Melvin Ingram combined to be one of the fiercest tandems in the NFL, combing for 23 sacks and leading the league in pressures en route to their first Pro Bowl selections. Bosa set a career-high with 12.5 sacks to rank seventh in the league while Ingram equaled a career-best with 10.5 sacks. Bosa set an NFL record with 19 sacks in his first 20 career games. The defensive line recorded 36 of the 43 sacks on the season for the Chargers. The 43 sacks were tied for fifth in the NFL and were the most by the team since 2010. The line helped disrupt opposing quarterbacks to rank third in the league in fewest passing yards allowed and buckled down in the redzone to pace the NFL in redzone defense.

The Chargers' defensive line performed beyond admirably in Smith's first season in 2016. As a unit, the Bolts boasted the NFL's 10th-ranked rush defense. The Chargers held nine of their 16 opponents to less than 100 yards on the ground and recorded the NFL's second-highest percentage of tackles for loss. Bosa captured NFL Defensive Rookie of the Year honors after leading the Chargers and all NFL rookies with 10.5 sacks. Despite playing in just 12 games, Bosa also led the Chargers in tackles for loss and quarterback pressures. As a unit, the Chargers defensive line accounted for nearly half (16) of the team's 35 sacks on the season.

A native of Mableton, Ga., Smith was a three-time All-America defensive end at Georgia Southern. He was a team captain as a senior and a part of three NCAA I-AA national title teams (1986, '89-90) for the Eagles.

Smith launched his coaching career as a graduate assistant at Arkansas (1991-93) and Georgia (1994-95) before spending three seasons (1996-98) coaching wide receivers and the secondary at Georgia Southern. He went on to coach the defensive line for five seasons (1999-03) at Tulane before taking over as the defensive line coach at Georgia Tech in 2004. In 2007, the Yellow Jackets led the nation in sacks (47) and ranked second in tackles for loss. One of Smith's top players was Joe Anoa'i, a first-team All-ACC pick in 2006, who is now known as Roman Reigns and won World Wrestling Entertainment's (WWE) heavyweight championship in April 2016. Three additional linemen who played for Smith at Georgia Tech went on to play in the NFL. They include Michael Johnson, Vance Walker and Derrick Morgan.

Smith moved to the NFL in 2010, taking over as the defensive line coach for the Buffalo Bills. He spent three seasons in Buffalo (2010-12), during which time defensive tackle Kyle Williams was selected to the first two Pro Bowls of his career and defensive end Mario Williams had a 10.5-sack season.

Prior to joining the Chargers, Smith spent two years (2014-15) coaching the defensive line in Tennessee. In 2014, Smith helped the Titans implement a 3-4 scheme, and defensive tackle Jurrell Casey posted a career-high 13 tackles for loss. In 2015, the Titans racked up 39 sacks, tied for 12th in the league. The defensive line accounted for 13.5 of those sacks, including a team-high-tying seven by Casey, who was selected to his first-career Pro Bowl following the season.

Smith and his wife, Jennifer, have two children, Ava and Sam. In 2000, Smith was inducted into the Georgia Southern Athletic Hall of Fame.

COACHING CAPSULE

1991-93 – Graduate Assistant, University of Arkansas
1994-95 – Graduate Assistant, University of Georgia
1996 – Wide Receivers, Georgia Southern Univ.
1997-98 – Secondary, Georgia Southern University
1999 – Defensive Line, Tulane University
2000 – Def. Line/Recruiting Coord., Tulane Univ.
2001-03 – Assoc. HC/Def. Line/Rec. Coord., Tulane Univ.
2004-05 – Defensive Line, Georgia Tech
2006-09 – Def. Line/Recruiting Coord., Georgia Tech
2010-12 – Defensive Line, Bills
2014-15 – Defensive Line, Titans
2016-18 – Defensive Line, Chargers

RICHARD SMITH

LINEBACKERS

31st NFL SEASON

2nd SEASON WITH CHARGERS

A former defensive coordinator for the 2016 NFC Champion Atlanta Falcons, Richard Smith departed the Peachtree State after Super Bowl LI and returned to his native Los Angeles to join the Chargers as linebackers coach in 2017. Smith is one of the Chargers' most-experienced coaches with over 30 years of NFL coaching under his belt.

In his first season with the Chargers, Smith oversaw a position group that saw six different players make starts. Three linebackers intercepted passes on the season, including a 59-yard pick-six by Korey Toomer in a Week 11 win vs. Buffalo. Smith helped acclimate players to the scheme of defensive coordinator Gus Bradley due to his keen insight into the defense working under Bradley's protégé, Dan Quinn, for the previous two years.

Smith spent two seasons with the Falcons (2015-16). In his first year, Atlanta's defense improved from 32nd to 16th in total defense and in his second season, his unit helped carry the Falcons all the way to NRG Stadium and a date with New England in Super Bowl LI. One player who excelled under Smith was outside linebacker Vic Beasley, who racked up 19.5 sacks from 2015-16, including a league-leading 15.5 in 2016.

Smith is a former offensive lineman who played at Rio Hondo Junior College in California from 1975-76 before transferring to Fresno State (1977), where he helped the Bulldogs to the Pacific Coast Athletic Association title. Following his playing career, Smith transitioned into coaching, returning to Rio Hondo to coach the offensive line for two seasons (1979-80). That led to stints at Cal State-Fullerton (1981-83), California (1984-86) and Arizona (1987) before he landed his first NFL job with the Houston Oilers in 1988.

Smith coached in Houston from 1988-92, handling special teams, while also assisting with the tight ends, linebackers and offensive line. During his time with the Oilers, Smith worked closely with Pro Football Hall of Fame offensive lineman Bruce Matthews. From 1993-96, Smith coached special teams and linebackers for two seasons for the Denver Broncos. One of the players he coached on special teams was Anthony Lynn.

From 1997-02, Smith served as the linebackers coach in San Francisco. During his six seasons in the Bay Area, four 49ers linebackers earned Pro Bowl acclaim – Ken Norton, Jr., Lee Woodall, Winfred Tubbs and Julian Peterson. Smith spent the 2003-04 seasons as the assistant head coach and linebackers coach in Detroit.

In 2005, Smith landed his first post as a defensive coordinator with the Miami Dolphins. That year, Miami finished the season ranked second in the NFL with 49 sacks. That led to a three-year stint as the defensive coordinator for the Houston Texans (2006-08). Smith's defense in Houston produced two Pro Bowl and two second-team Associated Press All-Pro performers in outside linebacker DeMeco Ryans and defensive end Mario Williams.

Smith left Houston in 2009 and spent the next six seasons coaching linebackers, including two in Carolina (2009-10) and four in Denver (2011-14). During his time in Carolina, the Panthers had one of the NFL's top overall defenses and they collected the third-most takeaways in the NFL. Linebacker Jon Beason also earned Pro Bowl honors in 2009.

In Denver, Smith coached on four straight playoff teams, including a 2013 squad that won the AFC title and faced Seattle in Super Bowl XLVIII. Cumulatively during his four seasons in Denver, the Broncos ranked third in the league in rushing defense, fourth in third-down defense and seventh in total defense. Smith helped develop linebacker Von Miller, who has become one of the NFL's most dominant defenders. In 2011, Miller was named NFL Defensive Rookie of the Year and selected as a Pro Bowl starter after tying Denver's franchise rookie record with 11.5 sacks. In 2012, Miller set a team record with 18.5 sacks en route to being named first-team All-Pro and runner-up for NFL Defensive Player of the Year. In 2014, Miller was selected to the third Pro Bowl of his career after leading the Broncos and ranking sixth in the NFL with 14 sacks.

Smith has four children – Morgan, Aimee, Whitney and Travis – and is married to wife, Renee.

COACHING CAPSULE

1979-80 – Offensive Line, Rio Hondo Junior College
1981-83 – Defensive Line, Cal State Fullerton
1984-86 – Special Teams/Linebackers, California
1987 – Special Teams/Linebackers, Arizona
1988-92 – Special Teams/TE/LB/OL, Oilers
1993-94 – Special Teams/Linebackers, Broncos
1995-96 – Special Teams, Broncos
1997-02 – Linebackers, 49ers
2003-04 – Assistant Head Coach/Linebackers, Lions
2005 – Defensive Coordinator, Dolphins
2006-08 – Defensive Coordinator, Texans
2009-10 – Linebackers, Panthers
2011-14 – Linebackers, Broncos
2015-16 – Defensive Coordinator, Falcons
2017-18 – Linebackers, Chargers

SHANE STEICHEN

QUARTERBACKS

8th NFL SEASON

7th SEASON WITH CHARGERS

Shane Steichen will coach quarterbacks for the Chargers for a third season in 2018. In his second season with the quarterbacks, the Chargers led the NFL in passing yards per game for the first time since 1985 while Philip Rivers was second in the league with 4,515 yards. Rivers posted his best rating (95.9) since 2013 en route to being selected to his seventh Pro Bowl and second in a row under the tutelage of Steichen. Rivers eclipsed the 50,000-yard passing mark for his career in 2017 while his 4,515 yards were the sixth-best single-season effort in team history. His consistency has been unrivaled in franchise history as Rivers has posted nine seasons with over 4,000 yards passing, 12 with over 3,000 yards and 10 seasons with 25-plus passing touchdowns.

In Steichen's first season as quarterbacks coach in 2016, Rivers passed for 4,386 yards and he tossed 33 touchdown passes. It ranks as the sixth-highest single-season yardage total of his career and the eighth-highest in franchise history. Rivers' 33 touchdowns were the second-highest season touchdown total of his career and tied for the second-highest season mark in franchise annals. Rivers also completed a career-high 16 passes of 40 yards or longer, a total that ranked second in the NFL.

A native of Sacramento, Calif., Steichen played quarterback at Oak Ridge High School in El Dorado Hills, Calif. He was named area MVP by the Sacramento Bee in 2002 after leading his squad to conference CIF sectional titles. Steichen went on to play collegiately at Nevada-Las Vegas, where he left as the school's 12th all-time leading passer. He earned a degree in journalism and media studies, and after graduation, spent one season as a student assistant and two as an offensive graduate assistant at UNLV.

COACHING CAPSULE

2007 – Student Assistant, Univ. of Nevada-Las Vegas
2008-09 – Grad. Assistant, Univ. of Nevada-Las Vegas
2010 – Offensive Assistant, Univ. of Louisville
2011-12 – Defensive Assistant, Chargers
2013 – Quality Control-Offense, Browns
2014-15 – Quality Control-Offense, Chargers
2016-18 – Quarterbacks, Chargers

Steichen worked as an offensive assistant at Louisville in 2010 before spending 2011-12 as a defensive assistant with the Chargers. He also spent 2013 as an offensive quality control coach in Cleveland, working with the quarterbacks. Because of injuries, three Browns quarterbacks started multiple games that season with each passing for over 300 yards at least once. It marked the first time in franchise history and sixth time in NFL history that ever happened.

From 2014-15, Steichen was an offensive quality control coach for the Chargers, working primarily with the team's wide receivers. In 2014, the Chargers were the only team in the NFL to feature four players with at least 778 yards receiving and four touchdown catches. Three of the four were wide receivers. The same four players each also finished the season with more than 50 catches, just the fourth time in franchise history that a team had four 50-catch players. In 2015, the Chargers were the only team in the NFL with seven players who each had at least 400 yards receiving and three touchdown catches. Four of the seven were again wide receivers.

Steichen and wife, Nina, have a son, Hudson. Steichen's older brother, Sean, was a former punter at Boise State.

MARQUICE WILLIAMS

DEFENSIVE ASSISTANT

3rd NFL SEASON

3rd SEASON WITH CHARGERS

Marquice Williams is in his third season with the Chargers and his first as a defensive assistant. He spent the previous two seasons as the assistant special teams coach.

In 2017, he helped Drew Kaser post the second-best single-season punting average in team history at 48.1, a mark that also ranked third in the league. Punt returner Travis Benjamin ranked eighth in the NFL in punt return average while Nick Dzubnar was second in the league in special teams tackles.

During Williams' first season with the Bolts in 2016, kicker Josh Lambo led the NFL with 67 touchbacks while punter Drew Kaser led all NFL rookies and ranked 10th in the NFL with a 46.3-yard gross average. It was the highest in team history by a rookie and ranks fifth in franchise history.

On top of his duties with the Chargers, he has spent the last two seasons as a special teams coordinator for the East-West Shrine Game.

A native of Fresno, Calif., Williams was a two-year starter at defensive back and an academic all-conference performer at Fresno City College before moving on to the University of Mary (N.D.), where he was named first-team all-conference and all-region. He earned a bachelor's degree in university studies from the University of Mary.

Williams began his coaching career in 2010 at Winona State before moving on to Central Oklahoma in 2011 and South Dakota in 2012.

COACHING CAPSULE

2010	– LBs/Asst. Special Teams, Winona St. Univ.
2011	– Linebackers, Univ. of Central Oklahoma
2012	– Outside Linebackers, Univ. of South Dakota
2013-14	– Defensive Line, Univ. of South Dakota
2015	– Def. Line/Spec. Tms., Univ. of South Dakota
2016-17	– Assistant Special Teams, Chargers
2018	– Defensive Assistant, Chargers

In 2013, Williams was invited to participate in the NFL's Bill Walsh Minority Coaching Fellowship program with the Chicago Bears and in 2014, the Bears invited him back to serve as a coaching intern. During both stints in Chicago, Williams worked closely with Special Teams Coordinator Joe DeCamillis. In 2015, Williams completed a similar internship with the Detroit Lions.

Williams joined the Chargers by way of the University of South Dakota, where he coached from 2012-15. In 2015, he was the Coyotes' special teams coordinator. Williams also coached outside linebackers and the defensive line at South Dakota. In 2012, linebacker Tyler Starr, who spent time with the Atlanta Falcons, was named the Missouri Valley Conference's Defensive Player of the Year and in 2013, the Coyotes led the MVC in sacks and tackles for loss.

Williams resides with his wife and is a father of three.

JOHN LOTT

STRENGTH AND SPEED DEVELOPMENT CONDITIONING COACH

20th NFL SEASON

2nd SEASON WITH CHARGERS

John Lott enters his second season as the Strength and Speed Development Conditioning Coach for the Los Angeles Chargers. Lott returned to the NFL after serving as the Strength and Speed Development Coordinator for the Arizona Cardinals.

Prior to joining the Cardinals, Lott previously was the strength and conditioning coach with the Cleveland Browns (2005-06) and came into the NFL with the New York Jets (1997-2004) under Hall of Fame head coach Bill Parcells.

A native of Denton, Texas, Lott has earned a reputation as one of the NFL's most demanding strength and conditioning coaches, consistently challenging the players with off-the-field preparation both during the season and off-season. Lott was a frequent contributor at the NFL scouting combine in Indianapolis and was recognized in February of 2009 at the combine as the Cybex Professional Strength and Conditioning Coach of the Year by the Professional Football Strength and Conditioning Coaches Society. He also was honored as the 2001 Powermag All-NFL Team Top Strength Coach by *Power Magazine*.

During his first season in Arizona, Lott was responsible for overseeing the redesign of the team's weight room. The weight room was completely made over during a six-week span at the cost of several hundred thousand dollars to update equipment and the overall look.

Lott's programs stress Olympic movements, as well as strength and speed development, and he has also devised strict individual in-season programs to help the players increase their overall stamina and endurance.

He played for the Pittsburgh Steelers in 1987 under head coach Chuck Noll and went to training camp with the New York Jets in 1988. Lott was a standout offensive lineman at North Texas where he earned four varsity letters and was named All-Conference twice and All-America his senior year. He was twice voted "Most Dedicated" and was a two-time team captain by his teammates. He graduated as the strongest man in school history.

After his football career, Lott was the first full-time head strength and conditioning coach at his alma mater, University of North Texas. Lott then was named the first full-time head strength and conditioning coach at the University of Houston. On top of putting together programs for every collegiate team on campus, Lott worked with the Santa Monica Track Club that featured some of the top names in track and field, including Carl Lewis and Leroy Burrell. He worked with the track club through the Barcelona and Atlanta Olympics, a stretch that showcased six world records, two 100-meter world records and four 4x100-meter relay world records. In addition to his duties with the Santa Monica Track Club, Lott worked with the Indonesian and Japanese national track programs. He also individually trained Frank Rutherford of the Bahamas. Rutherford became the first Bahamian track athlete to earn a medal in the Olympic games, winning bronze in the triple jump at Barcelona in 1992.

Lott earned his bachelor's degree in Corporate Fitness in 1988 with minors in Biology and Kinesiology, and later earned his master's in Physical Education from Crescent City Christian College in 1990. He served as assistant strength and conditioning coach at the University of Texas in 1988. He also appeared in a minor role in the film Necessary Roughness, which was shot on the North Texas campus.

Outside of the weight room, Lott has made a huge impact all across the globe. For seven years he hosted the Get Your Mind Right with Coach John Lott Football Camps. All the proceeds went to the African Bible College in Malawi, Africa. Through the camps, a football stadium, weight room and basketball arena were built. The proceeds also provided over 2,500 nets to help prevent the spread of Malaria, 30,000 pairs of shoes, and two safe houses for young women were built. Also, three water wells and a farm were constructed and donated to the Chapampa Tribe.

Lott and his wife Kim have a son, Jasper Ryan, and a daughter, Kaitlyn Grace.

COACHING CAPSULE

1988 – Asst. Strength Coach, University of Texas
1989-90 – Head Strength Coach, Univ. of North Texas
1991-96 – Head Strength Coach, Univ. of Houston
1997-04 – Strength and Conditioning Coach, Jets
2005-06 – Strength and Conditioning Coach, Browns
2007-14 – Strength and Speed Development, Cardinals
2017-18 – Strength and Speed Development, Chargers

JONATHAN BROOKS

ASSISTANT STRENGTH COACH

2nd NFL SEASON

2nd SEASON WITH CHARGERS

Jonathan Brooks is in his second season as the Chargers' Assistant Strength Coach under the guidance of Head Strength & Conditioning Coach John Lott.

Brooks previously trained at EXOS in Frisco, Texas, a training company that specializes in sports performance for NFL prospects preparing for the NFL Combine in Indianapolis. Additionally, he developed unique and innovative off-season workout programs tailored to address specific areas or techniques numerous NFL players, the likes of which include Seattle's Russell Wilson, Dallas' Sean Lee, and Denver's T.J. Ward, wanted to concentrate on growing or improving. Brooks has also worked with several NBA prospects in their preparation for the NBA combine and draft, including Eric Gordon, who currently plays for the Houston Rockets.

COACHING CAPSULE

2017-18 – Assistant Strength Coach, Chargers

A native of Tucson, Ariz., Brooks earned his bachelor's degree in Exercise Science from the University of New Mexico in 2009.

He and his wife, Kylie, have one son named Braxton.

PLAYER PERSONNEL

JoJo WOODEN

DIRECTOR OF PLAYER PERSONNEL
22nd NFL SEASON
6th SEASON WITH CHARGERS

Wooden joined the Chargers in 2013 and oversees the team's pro and college scouting departments.

Prior to Los Angeles, he spent 16 seasons with the New York Jets (1997-12), including the last six as their assistant director, player personnel. He originally joined the Jets in 1997 and served as a pro personnel assistant (1997-98), pro scout (1999-00), senior pro scout/AFC (2001-02), assistant director of pro scouting (2003) and director of pro scouting (2004-06).

A native of Hartford, Conn., Wooden started two seasons at outside linebacker at Syracuse. The Orangemen went to five bowl games during his time with the team and posted back-to-back 10-2 seasons during his junior and senior seasons, finishing both years ranked nationally in the Top-10. After graduating with a degree in sociology, he went to training camp with the Arizona Cardinals in 1993.

Wooden and wife, Sarah, have two daughters.

Wooden's older brother, Terry, played nine seasons in the NFL as a linebacker, including one each with Oakland and Kansas City, and seven with Seattle. He currently works as a college scout for the New Orleans Saints.

LOUIS CLARK

SENIOR DIRECTOR OF PRO PERSONNEL
22nd NFL SEASON
3rd SEASON WITH CHARGERS

In May 2016, the Chargers hired Louis Clark as senior director of pro personnel. He most recently held the same position for the Philadelphia Eagles.

Clark originally joined the Eagles in 2013 as a pro scout after previously holding the position of director of pro personnel with the Jacksonville Jaguars. He spent 16 seasons in the Jaguars' player personnel department as a college scout, assistant director of pro personnel and director of pro personnel.

Prior to beginning his scouting career, Clark served as the running backs and special teams coach of the Amsterdam Admirals of NFL Europe in 1996. He also coached with the St. Louis Rams in 1996, assisting the wide receivers during training camp.

A native of Tupelo, Miss., Clark graduated from Mississippi State with a degree in educational psychology. He played wide receiver in Starkville from 1983-86 and was selected by the Seattle Seahawks in the 10th round of the 1987 NFL Draft. Clark played seven seasons in the NFL, including six with the Seahawks and one with the Green Bay Packers, before retiring after the 1993 season.

Clark's brother, Dave, played 13 seasons in Major League Baseball and is currently the third base coach of the Detroit Tigers.

DENNIS ABRAHAM

DIRECTOR OF PRO SCOUTING
23rd NFL SEASON
18th SEASON WITH CHARGERS

Dennis Abraham coordinates the procurement of players during free agency, while also scouting and evaluating players in the NFL and Canadian Football League. During the season, in addition to his role in player personnel, Abraham handles advance scouting of upcoming Chargers opponents.

Abraham spent five years in the personnel department for the Buffalo Bills, helping prepare the defensive game analysis for the coaches. He also served as the Bills' training camp coordinator from 1998-00.

Born in Buffalo, N.Y., Abraham attended Akron Central (N.Y.) High School, competing in football, basketball and baseball. He then played center and tackle at Baldwin-Wallace College in Berea, Ohio, graduating in 1993 with a degree in sports management. In 2012, Abraham was inducted onto the Wall of Fame at Akron Central.

Abraham and wife, Amy, have two sons, D.J. and Dustyn.

KEVIN KELLY

DIRECTOR OF COLLEGE SCOUTING
18th NFL SEASON
6th SEASON WITH CHARGERS

Kelly joined the Chargers in 2013 from the New York Jets, where he spent the 2012 season as a personnel scout. He spent three seasons (2009-11) as an area scout with the Indianapolis Colts and eight seasons as an area scout with the Cleveland Browns (2001-08).

Kelly began his collegiate career as a linebacker at the University of Miami in 1983 when the Hurricanes won the national championship. In 1984, he transferred to Indiana where he played until 1987, captaining the Hoosiers' 1987 Peach Bowl team. Kelly earned a bachelor's degree in economics and a master's in sports marketing and management.

After graduating, Kelly spent 12 seasons coaching before becoming a scout. He started as a defensive graduate assistant at Indiana (1989-92) before coaching the defensive line at Lake Forest College in 1993, linebackers at John Carroll University in 1994, defensive coordinator at Case Western University in 1995 and head coach at St. Viator High School in Illinois from 1996-00.

Kelly and his wife Allison have two sons, Ryan and Payton, and a daughter, Abigail.

REGIS ELLER

ASSISTANT DIRECTOR OF PRO SCOUTING
12th NFL SEASON
10th SEASON WITH CHARGERS

In May 2016, Eller was named a pro scout after spending five years as an area scout. In 2018, he will serve as the assistant director of pro scouting.

Eller originally became an area scout for the Chargers in 2011 after working from 2008-10 as an administrative assistant in the coaching department. He began as the team's Northeast regional scout and was re-assigned to the Mid-Atlantic region in 2013.

Prior to working for the Chargers, Eller was an intern linebackers coach for the Minnesota Vikings in 2005. He also coached football at Breck High School in Minneapolis, where he attended and played linebacker. He later played linebacker at Northwestern University from 1999-00.

A native of Minneapolis, Eller's father, Carl Eller, played 16 NFL seasons, all but one with the Minnesota Vikings, and was inducted into the Pro Football Hall of Fame in 2004.

JUSTIN SHERIDAN

NATIONAL CROSSCHECKER
13th NFL SEASON
5th SEASON WITH CHARGERS

Sheridan joined the Chargers in 2014 after spending eight seasons in Tampa Bay as both a college and pro scout. He joined the Buccaneers' staff in 2006 as a pro personnel assistant before being promoted to pro scout in 2008.

Prior to Tampa Bay, Sheridan spent March 2004-June 2006 as director of football operations at Northwestern University, where he was responsible for the day-to-day operations of the football program. Sheridan was originally hired at Northwestern as a recruiting assistant in July 2001 and was promoted to assistant director of football operations in February 2003.

Sheridan spent time as the assistant director of football operations at University of Pennsylvania and as an assistant coach at Western Maryland College (now McDaniel College).

A native of Ebensburg, Pa., Sheridan graduated from Western Maryland with a degree in business administration and a minor in accounting. At WMC, he lettered four years in football and played on two conference championship teams.

Sheridan and wife, Kristen, have two sons – Payton and Brooks – and a daughter, Tatum.

DONOVAN BEIDELSCHIES

AREA SCOUT
14th NFL SEASON
6th SEASON WITH CHARGERS

Beidelschies joined the Chargers from Cleveland in 2013 and works as one of the team's collegiate scouts.

He spent eight seasons in Cleveland, including 2010-12 as a college area scout. He spent two seasons as a team operations coordinator (2005-06), two as a player personnel assistant–college scout (2007-08) and one as a scout (2009).

Before he joined the Browns, Beidelschies was an assistant football coach, special teams coordinator and travel coordinator at Thiel College in Greenville, Pa., from 2001-04. In 2000, he was an assistant coach at Allegheny College.

Beidelschies played football at Heidelberg College, graduating in 2000 with a degree in history and secondary education. He earned a master's degree in higher education administration from Youngstown State University in 2004.

CHRIS HOBBS

AREA SCOUT
15th NFL SEASON
15th SEASON WITH CHARGERS

Chris Hobbs enters his 15th season as an area scout for the Chargers.

From 2013-15, Hobbs was the team's combine area scout, representing the Chargers at the National Scouting Combine.

A former executive assistant-player personnel, he scouted NFL practice squad players, college players who independently submitted scouting tapes, prospects from the AFL and non-drafted prospects in the west. He also assists the video department during games, and at the NFL Combine, he is a group leader for defensive lineman drills.

Hobbs was an equipment intern with the Chargers in 2000 and joined the team full-time in 2005 in business operations. Born in Hollywood, Calif., he attended North Hollywood High and graduated from University of the Pacific with a degree in sports management and a minor in business.

Hobbs married the former Angeline Geronimo in June 2015.

TYLER LYON

AREA SCOUT
5th NFL SEASON
5th SEASON WITH CHARGERS

Tyler Lyon joined the Chargers as a training camp intern in the summer of 2014 and has worked his way into the scouting department. Lyon begins his first season as an area scout in 2018.

From 2016-17 Lyon held the position of College Scouting Coordinator.

After his training camp internship, Lyon was hired as a full-time intern in 2015 and started his position as College Scouting Coordinator in 2016.

Lyon graduated with a law degree in 2014 from the University of San Diego Law School and holds a bachelor's degree from the University of Arizona in economics and philosophy.

Played quarterback at Hart High School and earned a scholarship from Arizona. Lyon also played baseball during his prep career.

Lyon is native of Valencia, Calif. He is the son of Gabi and Chuck Lyon. His father Chuck is the Athletic Director at College of the Canyons in Valencia, Calif., where he was also the head football coach from 1998-2006. Lyon has one sister named Tiffany and is engaged to his fiancé Brittany Smith.

JAMES MacPHERSON

AREA SCOUT
6th NFL SEASON
5th SEASON WITH CHARGERS

MacPherson joined the Chargers in 2014. He played quarterback at Wake Forest University from 1998-02 and went to camp with the Indianapolis Colts in 2003. He played in the Arena Football League 2 with the Green Bay Blizzard in 2006, and in the Arena Football League with the Georgia Force in 2007 and the Grand Rapids Rampage in 2008.

MacPherson jumped into coaching full-time in 2009 as the quarterbacks coach at Pima Community College in Tucson, Arizona. From 2010-12 he worked in the United Football League, splitting time between the Florida Tuskers and the Sacramento Mountain Lions. He returned to Pima CC in 2013.

MacPherson graduated from Wake Forest with a degree in business. As a senior in 2002, he was selected to the ACC's All-Academic Team, as well as the American Football Coaches of America's Good Works Team. He is the president and founder of Santa's Helpers, Inc., a nonprofit that provides toys and clothes to low-income youth in Southern Arizona.

TOM McCONNAUGHEY

NATIONAL SCOUT
23rd NFL SEASON
21st SEASON WITH CHARGERS

One of the Chargers' longest-tenured scouts, Tom McConnaughey will work his 21st season for the organization in 2017. He has spent 40 years working in football, including five as a player, 14 as a coach and 22 as a scout.

McConnaughey originally joined the Chargers in 1998 after working for National Football Scouting in 1997. He spent 1998-99 as the team's combine scout before being promoted to Southwest area scout in 2000. McConnaughey scouted the southwest for eight years before being elevated to his current post, national scout, in 2008.

A native of Amarillo, Texas, McConnaughey played wide receiver at Spokane Falls Community College, the University of Oregon and Central Arkansas. He is enshrined in the Northwest Athletic Association of Community Colleges and Spokane Community College Halls of Fame. He was an all-conference wide receiver at Spokane Falls and Central Arkansas.

McConnaughey signed with the New Orleans Saints in 1981 and the New York Jets in 1982 before landing with the USFL's New Jersey Generals where he was a starting wide receiver during the 1983-84 seasons. He also signed with the Philadelphia Eagles in 1984 and Minnesota Vikings in 1985.

After his playing career concluded, McConnaughey spent 11 years as a science teacher and coach, including nine seasons as the head football coach at Federal Way (Wash.) High School. He also coached receivers for three seasons at Spokane CC and Central Arkansas. He earned both his bachelor and master's degree from Central Arkansas.

McConnaughey's wife, Sheri, is a recreation administrator for senior programs for the City of Tukwila (Wash.). Son, Donny, is the football and baseball coach at Beamer High School in Federal Way, Wash., while daughter, Monica, is a graduate student and athletic department intern at the University of Louisville.

PATRICK RYAN

AREA SCOUT
7th NFL SEASON
6th SEASON WITH CHARGERS

In May 2016, the Chargers promoted Patrick Ryan from scouting assistant to area scout. He will begin his third season in that role for the organization.

Ryan joined the Chargers in 2013 after starting his career as a scouting assistant with the Cleveland Browns in 2012.

A native of Cleveland, Ohio, Ryan attended St. Ignatius High School before enrolling at Georgetown University where he graduated with a degree in government with a minor in theology. Ryan played football for the Hoyas, starting at wide receiver as a junior and senior. In 2011, he was named to the Patriot League Academic Honor Roll.

Ryan's brother, John, played at Notre Dame from 2007-10 and his brother, Michael, played at Dayton from 2012-15. Their cousin, Jake Ryan, is currently a linebacker for the Green Bay Packers.

MIKE JASINSKI

COMBINE AREA SCOUT
1st NFL SEASON
1st SEASON WITH CHARGERS

Mike Jasinski begins his first season as a combine area scout for the Chargers after spending the last six seasons at the collegiate level.

After three seasons as the director of scouting at Northwestern University, Jasinski most recently held the title of director of football recruiting at Purdue University.

Before getting into personnel, Jasinski spent time on the sidelines coaching. He began his coaching career as an assistant coach at Saint Patrick High School before taking the wide receiver coaching position at Illinois Wesleyan University. He also coached the running backs, wide receivers and tight ends at Elmhurst College before heading to Northwestern.

Jasinski played wide receiver at Butler University where he earned his degree in political science. He holds two masters degrees. One in sports psychology from Illinois State and another in sports administration from Northwestern.

MICHAEL SPANOS II

SALARY CAP & PERSONNEL ASSISTANT
6th NFL SEASON
3rd SEASON WITH CHARGERS

Michael Spanos II joined the Chargers in July 2016 as a salary cap and personnel assistant.

Spanos completed an internship with the Chargers in the summer of 2012 before spending the last three years (2013-15) working at the National Football League Office in New York. Spanos worked in a variety of capacities at the League office, including Management Council Labor Operations, Entertainment Marketing, the NFL Legends Community, Community Relations, Public Relations and Social Responsibility, and Digital Media Business Development.

A native of Stockton, Calif., Spanos attended Lincoln High School where he lettered in football and was named the San Joaquin Athletic Association's Most Valuable Player as a senior. Spanos then attended Stanford University in Palo Alto, Calif., where he played running back for the Cardinal football team. He graduated with a degree in Science Technology and Society in 2013.

Spanos is the son of Chargers Vice Chairman Michael Spanos and his wife, Helen.

KEVIN McGUIRE

SCOUTING ASSISTANT
3rd NFL SEASON
3rd SEASON WITH CHARGERS

Kevin McGuire will begin his first season as a scouting assistant after serving as a football operations intern for the last two years. McGuire came to the Chargers after graduating from St. John's in 2016.

While at St. John's, McGuire spent three summers working in the Chargers scouting department. He earned his degree in sports management.

FOOTBALL STAFF

DAMON MITCHELL

HEAD ATHLETIC TRAINER
21st NFL SEASON
20th SEASON WITH CHARGERS

Damon Mitchell begins his second season as the Head Athletic Trainer for the Los Angeles Chargers and his 20th season overall with the organization.

Mitchell began his athletic training career as a season intern for the Philadelphia Eagles in 1998. He joined the Chargers in 1999 in the same capacity and was hired full-time in 2001. From 2001 to his promotion as Head Athletic Trainer in 2017, Mitchell served as an assistant athletic trainer for the team.

As the Head Athletic Trainer, Mitchell supervises all aspects of the medical department, including the general healthcare of every athlete in the organization. On top of the welfare of the athletes, Mitchell consults with team executives on the hiring of all team physicians and ancillary medical staff.

Mitchell was recently appointed Chairperson of Membership Services by the president of the Professional Football Athletic Trainers Society (PFATS).

Mitchell earned a degree in health education with an emphasis in athletic training in 2001 from Morgan State University. He has been a member of the National Athletic Trainer Association (NATA) since 1997.

Mitchell and his wife Tahira have two sons named Mehki and Caleb.

MARCO ZUCCONI
Associate Athletic Trainer

ALLISON MINER
Assistant Athletic Trainer
Physical Therapist

ALVIN CABRERA
Assistant Athletic Trainer

SAMUEL O'LEARY
Assistant Athletic Trainer

DR. DAVID GAZZANIGA
Head Team Physician
Orthopedic Surgeon

DR. RUSS PETRIE
Team Physician
Orthopedic Surgeon

DR. EUGENE YIM
Head Team
Medical Physician

DR. JAMES TING
Team Medical Physician

ERICA CAPELLINO

TEAM DIETITIAN
2nd NFL SEASON
1st SEASON WITH CHARGERS

Erica Capellino begins her first season as the Team Dietitian for the Los Angeles Chargers. Capellino came to the Chargers from the Los Angeles Rams, where she served as the Performance Nutrition Intern for the 2017 season.

On top of her experience in football, Capellino worked as a registered dietitian for USA Volleyball and L-Nutra, Inc.

Capellino earned a master's of science in nutrition, healthspan and longevity and her bachelor of science in human biology from the University of Southern California. While at USC, Capellino was a team captain on the nationally-ranked women's track and field team and the cross country team.

While at her alma mater, she was a dietetic intern for the athletic department, working with the majority of the varsity sports. As a graduate assistant, Capellino educated and fueled the nationally-ranked women's lacrosse team.

CHRIS SMITH

HEAD EQUIPMENT MANAGER
29th NFL SEASON
29th SEASON WITH CHARGERS

Chris Smith has worked in the equipment room for the Chargers for nearly 30 years. Smith was promoted to head equipment manager in 2017 and will begin his second season in that post.

Smith started with the organization in 1990, working as an equipment assistant for 10 seasons before his 17 seasons as assistant equipment manager/field manager.

A Certified Athletic Equipment Manager through AEMA, Smith came to the Chargers from his alma mater, San Diego State where he was the head student equipment manager for three years. He earned his degree in physical education and later received his teaching credential.

Smith attended Adolfo Camarillo High School where he earned two letters in football. Away from the football field, Smith is an avid hiker where he has summited two 14k peaks in California.

Smith and his wife Joan have two children, Zachary and Erin, and reside in Huntington Beach.

KEVIN DUDDY
Assistant Equipment Manager

CHAD JESSOP
Equipment Assistant

TASSO PANOPOULOS
Equipment Assistant

BRIAN DUDDY

DIRECTOR OF VIDEO OPERATIONS
29th NFL SEASON
29th SEASON WITH CHARGERS

Director of Video Operations since 1998, Brian Duddy's department is responsible for filming and editing practice and game footage for review by players and coaches using the XOS Thunder Digital Editing System.

Duddy's career includes three seasons as a staff assistant (1992-94) and three as a video assistant (1995-97). He was a staff assistant for the coaches during the team's 1994 AFC Championship season. He originally joined the team as a training camp ball boy in 1990.

Duddy was born in San Diego and attended Mira Mesa High School.

MATT LeVALLEY
Assistant Director Video Operations

SEAN SCARBOROUGH
Video Assistant

RYAN ROWLAND

HEAD GROUNDSKEEPER
2nd NFL SEASON
2nd SEASON WITH CHARGERS

Ryan Rowland enters his second season with the Los Angeles Chargers and his first as the Head Groundskeeper for the organization. Rowland came to the Chargers from the Los Angeles Memorial Coliseum where he worked with the Los Angeles Rams and USC.

Rowland is entering his 13th year in the turf management industry. He has also worked with the Washington Redskins (2006-07), Washington Nationals (2007-09), Minnesota Twins (2010-16) and 10 years in the golf industry.

Rowland earned his degree in turfgrass management in 2004 from Iowa State University.

Rowland and his wife Yuki were married in 2014 in Sapporo, Japan. Rowland enjoys golf and fishing and time on the lake.

The couple currently resides in Redondo Beach.

NICK WILZ
Assistant Groundskeeper

JAMES COLLINS

DIRECTOR OF FOOTBALL MEDICAL SERVICES
31st NFL SEASON
23rd SEASON WITH CHARGERS

James Collins has over 30 years of experience in the NFL and is currently the President of the Professional Football Athletic Trainers Society (PFATS). Collins and his staff were selected the NFL Athletic Training Staff of the Year by the same organization in 2009. Collins enters his second season as the Director of Football/Medical Services for the Los Angeles Chargers and has been with the organization for 23 years.

Born in Lothian, Maryland, Collins was an aviation physiology technician in the U.S. Navy from 1980-84. He played basketball at Morris Brown College and earned a degree in physical education with an emphasis in Athletic Training from San Diego State University.

Collins was a Chargers intern in 1986 and promoted to assistant athletic trainer in 1987. He also worked as an orthopedic tech and surgical assistant for the OASIS Medical Group. In 1991, Collins was hired as an assistant in Denver and spent five seasons with the Broncos. He later spent a season with the World League's London Monarchs ('95) and the '96-98 seasons in Philadelphia before rejoining the Chargers in '99.

Collins is a member of the National Athletic Trainer's Association and served on the NFL's Injury and Safety Panel from 1995-2016. At present, he serves on each of the NFL's Medical Committees as a representative of PFATS. From 2005 to 2007 he served on the NATA Hall of Fame selection committee. He was formerly the AFC's representative for the Professional Football Athletic Trainers Society. In 2004, Collins was honored as a "Distinguished Alumnus" by San Diego State's Exercise and Nutritional Sciences Department.

In 2012, Collins helped coordinate the opening of the Chargers Courage House at Casa de Amparo, a safe-house for abused kids. In 2013, he was selected to the executive board at Casa de Amparo as a liaison to the Chargers.

Collins has a son, James T. Collins III, a 2014 graduate of Creighton University.

ARTHUR HIGHTOWER

SENIOR DIRECTOR OF PLAYER ENGAGEMENT
14th NFL SEASON
14th SEASON WITH CHARGERS

Hightower assists players off the field and helps prepare them for life after football. He oversees programs in continuing education, life skills, financial and career education/planning and career internships. He serves on the NFL's player development continuing education, financial education and player engagement steering committees. In 2007, he received the NFL's Winston-Shell Award for commitment and dedication to developing unique and innovative ideas and solutions.

Hightower spent three years as assistant director of professional development at the NCAA headquarters in Indianapolis. He also worked as a student-athlete academic counselor at the University of Houston and the University of Maine.

Hightower was a free safety at Florida A&M University, where he was named Male Scholar-Athlete of the Year during his junior season. He graduated from FAMU, magna cum laude, with a degree in graphic arts and printing management.

Hightower earned a master's degree in physical education with a concentration in sports administration from Florida State University in 1998. He worked as an NCAA national office intern from 1997-98 in the education services group.

Born in Fort Lauderdale, Fla., Hightower graduated from Brighton High School in Rochester, N.Y.

He and his wife have two daughters and a son.

JOHN HINEK

DIRECTOR OF FOOTBALL LOGISTICS
46th NFL SEASON
46th SEASON WITH CHARGERS

Hinek spent his 45th year with the Chargers in 2017. He originally joined the team as a ball boy in 1973 and now coordinates team travel and is the facilities coordinator for the team's practice complex. Hinek also serves as the Chargers' training camp coordinator, a role he has held since 1978.

From 2000-04, Hinek oversaw operations at Qualcomm Stadium and he was the team's director of college scouting from 1990-94.

Hinek's father, Frank, was the former equipment manager of the Oakland Raiders (1960-62) and brother, Bronco, was the San Francisco 49ers' equipment manager from 1984-97.

Hinek was born in Milwaukee, Wisc., and grew up in Alameda, Calif. He attended San Diego State University and graduated with honors in physical education.

Hinek has two daughters, Camille and Jacquelyn. He married the former Shelly Moore in June 2013.

JOHN LEATHERWOOD
Football Logistics Coordinator

CHUCK SANDUSKY
Football Staff Assistant

GEORGE GREGORY
Team Chaplain

JOHN WIEDMEIER
Football/Stadium and Game Operations Assistant

DEPARTMENT HEADS

HEATHER BIRDSALL

DIRECTOR OF COMMUNITY PARTNERSHIPS

Heather Birdsall serves as the Director of Community Partnerships for the Los Angeles Chargers, where she oversees the day-to-day operations of the Community Relations department focused on building relationships with civic and community leaders in the Orange County and Los Angeles regions that drive impact for local communities.

Birdsall has 15 years of experience building strategic partnerships across a variety of social impact issues for Fortune 500 companies, nonprofits and political organizations. Prior to joining the Chargers, she served as the Director of Smart Justice for the LA Area Chamber of Commerce. In that role, Birdsall drove programming, policy and collaborative systems change efforts to help dismantle the school-to-prison pipeline, support access to high-quality in-custody education and job training and connect people with criminal records to employment.

As the Corporate Social Responsibility Manager at Ross Stores, Inc., Birdsall managed the signature philanthropic partnership with Boys & Girls Clubs of America, administered the local community giving committee and oversaw the employee scholarship program. At The Mosaic Company, she oversaw a $12 million portfolio of philanthropic investments focused on sustainable agriculture, global food security, local food systems and water issues.

Birdsall earned her M.B.A. in Economics and Marketing from the University of Chicago Booth School of Business and her B.A. in Political Science from James Madison University.

MICHAEL L. DOUGHERTY

DIRECTOR OF TICKET OPERATIONS

Dougherty oversees all aspects of the ticket office, including season ticket accounts and single-game ticket sales.

He is in his 25th season with the Chargers. Dougherty, who worked for the San Diego Padres from 1991-94, was born in Pasadena, Calif. He attended Arcadia (Calif.) High and earned a degree in communications from the University of the Pacific in 1988.

Mike and his wife, Shannon, live in La Costa. They have daughters Brittany and Mikaela, and sons, Connor and Daniel. Brittany, a Texas Christian University graduate, is enrolled at San Diego State University studying to become a Doctor of Physical Therapy. Connor, a graduate of La Costa Canyon High School, is enrolled at a local college studying business and marketing. Mikaela and Daniel attend La Costa Canyon High School. Mikaela is a senior – Class of 2019.

NICOLE KING

GENERAL COUNSEL

Nicole King joined the Chargers as General Counsel in 2017 after eight years with the international law firm DLA Piper LLP, spending the last seven years in Los Angeles. As General Counsel, King is responsible for all legal matters for the Chargers.

Prior to obtaining her law degree from the University of San Diego, King spent several years in public service working in state and federal government. Born and raised in Los Angeles, King received her undergraduate degree and a master's degree from Harvard University. While at DLA Piper, Nicole focused her pro bono efforts on assisting families adopting children through the L.A. County foster care system.

KIMBERLEY LAYTON

VICE PRESIDENT OF EXTERNAL RELATIONS

Layton is in her 19th season with the Chargers, overseeing corporate, community and governmental relations. She is responsible for expanding the team's outreach and impact in the community by creating programs and initiatives to enhance the Chargers' corporate, business, charitable and youth football relationships. She also oversees the Chargers Community Foundation. Layton has received numerous awards for her work on behalf of the team's community initiatives, including the Community Service Award presented by the High School Sports Association and the Contributor to Amateur Football Award from the San Diego Chapter of the National Football Foundation and College Hall of Fame.

Prior to joining the team, Layton worked in state and local government for 12 years. She entered the political arena in 1988 and served as chief of staff for Assemblywoman Lucy Killea from 1989-95. In 1995, Layton was appointed assistant director for the City's Department of Intergovernmental Relations, and in 1996 she was promoted to Director. In 1998, Layton was appointed as Chief of Staff for Mayor Susan Golding.

Layton serves on a number of Boards for local non-profits. In 2015, she was named president of the San Diego Bowl Game Association, the organization responsible for producing the Holiday and Poinsettia Bowls, which generate millions of tourism dollars each year for San Diego.

Layton is a graduate of San Diego High School. She earned her degree from the University of California at Irvine. Layton is married to Farrell Layton.

CLIFTON LEVINE

VICE PRESIDENT OF FINANCE

Levine joined the Chargers as Vice President of Finance in November, 2016.

Levine most recently served as the vice president of finance and accounting at ScoreBig, Inc., in Los Angeles.

Levine, who previously worked for the accounting firm KPMG, as well as BeachBody LLC, has more than 10 years of experience in both public accounting and transaction advisory services, and private operational finance and accounting. He has extensive experience on both investor and target sides of venture capital and private equity transactions.

A native of Chicago, Ill., Levine earned a bachelor's degree in finance and a master's in accounting at the University of Illinois. Levine also has a CPA license.

Early in his career, Levine was a co-founder of Highly Relevant, a small SEO/Internet Marketing services agency.

Levine played collegiate lacrosse at Illinois and he spent a semester studying abroad at the University of New South Wales in Sydney, Australia. His community service resume includes volunteering with the nonprofit Habitat for Humanity.

DENNY O'LEARY

VICE PRESIDENT OF CORPORATE PARTNERSHIPS

Denny O'Leary enters his 17th season with the Chargers, now as the Vice President of Corporate Partnerships. O'Leary joined the Chargers in 2002 as the Director of Marketing Partnerships. In 2010, he was promoted to Vice President of Marketing Partnerships before taking on his current role.

Through the sale of team-controlled inventory such as television, radio, signage, promotional platforms and hospitality, O'Leary has managed a team that has consistently seen success with retention of corporate clients as well as the addition of new corporate partners. In addition, O'Leary has developed a department infrastructure that focuses on sponsor activation, brand equity and return on partnership investment.

Locally, O'Leary serves on the board of directors for the Make-A-Wish Foundation, and he was an executive leadership team member for the American Heart Association's 2015 Heart Walk.

Prior to the Chargers, O'Leary worked with the Denver Broncos, Integrated Sports International, the Utah Grizzlies of the IHL and the NBA's Los Angeles Clippers.

O'Leary was born in St. Louis, Mo. He graduated from Indiana University in 1990 with a degree in economics.

He and wife, Kari, have two daughters, Kaitlyn and Kylie, and a son, Ryan.

QUINTON OWENS

VICE PRESIDENT OF PREMIUM EXPERIENCES

Quinton Owens enters his second season as the Vice President of Premium Experiences for the Los Angeles Chargers. He was promoted to the post in 2017 after serving as the Director of Premium Sales in 2014. Owens has been with the organization since 2012.

He came to the Chargers from the NBA's Oklahoma City Thunder, where he was a premium sales account executive. Prior to Oklahoma City, Owens worked in premium seating with the Dallas Cowboys and helped with sales prior to the opening of AT&T Stadium in 2009.

A native of Spring, Texas, Owens attended East Texas Baptist University where he lettered in basketball for four years. Owens is active in the community, previously serving on the board of directors for Make-A-Wish Foundation.

Owens and his wife Terri have one daughter named Beckett Lynn and reside in Venice.

JEFFREY POLLACK

CHIEF MARKETING AND STRATEGY OFFICER

Jeffrey Pollack is a sports industry veteran who has served the Chargers since December 2014, first as Special Advisor and currently as Chief Marketing and Strategy Officer.

In 1994, Pollack created and launched The Sports Business Daily, the first daily trade publication for the sports industry. Under his leadership as the founding President and Publisher, The Daily became a must-read for sports executives and gave rise to a proliferation of sports business information services. 2018 marks the 24th consecutive year of publication for The Daily.

Pollack joined the National Basketball Association in 1998 as a strategic communications consultant during collective bargaining with the NBPA and served as the League's Vice President of Marketing and Corporate Communications. In 2001, he joined NASCAR Digital Entertainment as Managing Director of Broadcasting and New Media. And from 2005-09, he served as President and Commissioner of the World Series of Poker -- helping transform the WSOP into a worldwide sports and entertainment phenomenon and cross the $1 billion mark in total prize money awarded.

Pollack has served as Executive Chairman of the Professional Bull Riders and as a senior advisor to a number of sports and media ventures. In 2012, he was a key member of the deal team that worked with Robert Pera on his purchase of the NBA Memphis Grizzlies, and in 2014, Pollack led the deal team for Andrew Barroway's purchase of the NHL Arizona Coyotes. He began his career as a crisis communications strategist and political campaign manager at Winner + Associates and the affiliated firm of Winner + Mandabach Campaigns.

In addition to receiving one of the very first Primetime Emmy Awards presented for Outstanding Achievement in Interactive Television Programming, and a Sports Emmy for Outstanding Innovative Technical Achievement, Pollack received the first-ever Billboard Digital Entertainment Award for Best Interactive Television Programming. He has appeared on The Sporting News "Power 100" and was named by the Sports Business Journal to the inaugural list of "Forty Under Forty."

Pollack is a Director of the Los Angeles Sports Council, and serves on the Board of Advisors of the Los Angeles Sports and Entertainment Commission and the Executive Committee of the USC Sports Business Institute. He is a member of the Academy of Television Arts and Sciences, and an Accredited Member of the Public Relations Society of America. Pollack is a regional board member of the Northwestern University Leadership Circle and a mentor at Amplify LA – a startup accelerator and entrepreneurial campus in Venice.

Pollack has a bachelor's degree from the Medill School of Journalism at Northwestern University, a master's degree from The Graduate School of Political Management, and a master's degree in sports management from the University of Massachusetts at Amherst.

TODD POULSEN

VICE PRESIDENT OF TICKET SALES AND SERVICES

Poulsen joined the Chargers in 2003 and is responsible for ticket sales and services, ticket operations and day-to-day supervision of the ticket office.

Poulsen came to the organization from the NBA's Los Angeles Clippers where he spent six years (1998-03), including three as their director of sales. During his tenure, the Clippers were fifth in the NBA in new season ticket sales and set franchise records for overall group sales revenue, attendance and sellouts.

From 1994-98, Poulsen was an account executive for the Minnesota Timberwolves. He led the department in season ticket sales and overall revenue.

Born in Salt Lake City, Utah, Poulsen graduated from Utah State University with a degree in marketing and from the University of Redlands with a master's in management.

Poulsen and his wife, Marilyn, have two daughters, Morgan and Madeline. Morgan is a graduate of Arizona State University and currently working for the Los Angeles Kings Hockey Club. Madeline is currently attending Utah State University majoring in Criminology.

JOEL PRICE

SENIOR DIRECTOR OF DIGITAL MEDIA

Joel is Senior Director of Digital Media for the Los Angeles Chargers, where he drives the strategy and execution of digital innovation.

He is responsible for creating initiatives that align with the Chargers brand objectives. His dedication to maintaining the delicate balance of being a marketer and a fan is what has helped grow the team's digital footprint in the millions across the organization's social and digital properties.

Price and wife, Laura, were married in 1999.

JOSH RUPPRECHT

VICE PRESIDENT OF PUBLIC RELATIONS

Rupprecht enters his second season with the Los Angeles Chargers. Rupprecht came to the Chargers from the UCLA Athletic Department, where he served as Senior Associate Athletic Director for Communications. Prior to his time with UCLA, Rupprecht spent 13 years (2000-13) with the Los Angeles Lakers in the team's public relations department.

With day-to-day oversight of all media relations efforts pertaining to Chargers ownership, front office personnel, coaching staff and players, Rupprecht also helps build continuity between the team's public relations and digital departments while assisting with the franchise's integration into the Los Angeles market.

Prior to joining the Chargers, Rupprecht spent four years as a member of Athletic Director Dan Guerrero's senior management team at UCLA, heading all communications and media relations efforts, overseeing all social, video and web content across the department's various digital platforms and serving as UCLA Athletics' primary spokesperson.

A trusted advisor on all communications matters to Guerrero, Head Football Coach Jim Mora and Head Men's Basketball Coach Steve Alford, as well as numerous high-profile student-athletes, Rupprecht also spearheaded the formation of Bruin Films and the digital and social media departments under the communications umbrella, while consulting on broader athletic department and campus-wide initiatives.

Prior to UCLA, Rupprecht was with the Los Angeles Lakers' public relations department. During his tenure with the team, where he began as an intern, he served as a primary press contact within the department, collaborated with team officials and players on overall messaging, consulted on and managed various media and crisis situations, and spent 10 years on the road with the team, managing media requests, player appearances and the release of team information. Over that span, the Lakers made six trips to the NBA Finals and won four NBA Championships.

A Southern California native, Rupprecht is a 2001 graduate of Pepperdine University, where he earned bachelor's degrees in both public relations and advertising.

JIM RUSHTON

CHIEF REVENUE OFFICER

The Los Angeles Chargers named Jim Rushton as the team's first-ever Chief Revenue Officer in May, 2017.

Rushton came to the Chargers from IBM, where he served as Partner and Global Leader of the Sports and Entertainment consulting practice. At IBM Rushton helped dozens of clients, including AMBSE (Atlanta Falcons, Atlanta United, and Mercedes-Benz Stadium) and the new Los Angeles Football Club (LAFC), utilize technology and data to drive growth and deepen partner and fan engagement.

With day-to-day leadership and management of all revenue-generating initiatives for the Chargers – including ticket and suite sales, sponsorship and media partnership sales, merchandise sales, and guest and client services – Rushton reports to A.G. Spanos, and also helps maximize the use of data and analytics to positively impact team business operations.

Rushton has more than 20 years of sales and marketing leadership experience. Prior to joining IBM in 2015, Rushton served as Chief Revenue Officer of the Miami Dolphins and Sun Life Stadium (now Hard Rock Stadium). In this position, and also as the team's Senior Vice President of Corporate Partnerships and Integrated Media, Rushton helped Miami significantly expand its corporate partnership base through various initiatives that included the creation of the Dolphins Business Alliance, the Fins Integrated Media Group and the "Fin Club" – the first loyalty rewards program of its kind for an NFL team. Rushton also worked as a Revenue Activation Consultant for the San Diego Padres and as Vice President of Sales for Entercom New England. At Entercom, Rushton led exponential sales growth for Sports Radio WEEI and drove the Red Sox Radio Network to become the #1 radio revenue generator in Major League Baseball.

Rushton is a 1992 graduate of Hamilton College, where he earned a bachelor's degree in Economics. He and his wife Katie reside in Orange County.

BILL STETSON

DIRECTOR OF SECURITY

Bill Stetson joined the Chargers as Director of Security in 2012 after a 30-year career with the San Diego Police Department.

Stetson became a patrol officer for the SDPD in 1982 at the young age of 21 and rose through the ranks. He began his career at the Central Division, serving Downtown San Diego and Logan Heights areas. He also served as a SWAT officer before becoming a detective in 1989. He served on a variety of squads, including vice, narcotics and the Violent Crime Task Force. He later became a patrol sergeant and then a detective sergeant, where he served on internal affairs and homicide.

Stetson finished his career at the Department as a lieutenant in the Southeast Division where his final assignment was the gangs division.

Stetson was born in Sacramento, Calif., and attended Del Campo High School. He also attended Sacramento State before moving to San Diego and attending San Diego State. Bill and his wife Cyndi have a daughter, Kelli, and a son, Jackson. They reside in Escondido.

MARK TAMAR

VICE PRESIDENT OF FAN EXPERIENCE

Mark Tamar joined the Chargers in 2017 with more than 25 years of experience in the fan experience field – the previous five as Managing Director of Fan Development and Game Presentation for the Seahawks. During his tenure, Tamar was a driving force behind Seattle's highly-regarded game entertainment and fan experience initiatives. While in Seattle, Tamar also handled entertainment for the Sounders of Major League Soccer, a team well known as a leading innovator with one of soccer's most rabid fan bases

A veteran of big event entertainment, from the Super Bowl to venue production at the Pan American Games in Rio and the XXVIII Olympic Games in Athens, Tamar has worked in every major North American sports league during his career.

A graduate of UCLA's highly touted film school, Tamar began working in sports entertainment as a producer for the Los Angeles Lakers during the team's late 1980s championship runs before moving across town to lead the game entertainment efforts for the Los Angeles Dodgers over the next decade.

He then moved east to join the NHL's Washington Capitals as Senior Director of Game Operations. Over the course of his seven-plus years in the nation's capital, Washington won multiple awards for excellence in game presentation. Staying in the NHL, Tamar joined the St. Louis Blues as Vice President of Game Entertainment and Event Marketing in 2007. During his time, the Blues received recognition as the best entertainment show in hockey – an award voted on by Tamar's peers.

Born in North Carolina, but raised in Indiana, Tamar now resides in Mission Viejo with his wife, Candi and daughter Claire.

MARSHA WELLS

CONTROLLER

Wells joined the Chargers in 1996 after working 16 years for the A.G. Spanos organization. She joined the company in 1980 in Las Vegas and relocated to San Diego in 1987, assuming the duties of chief financial officer/property management.

She graduated with a degree in accountancy from Northern Illinois University in 1976 and a master's in business administration from the University of Nevada-Las Vegas, in 1982. A Certified Public Accountant and member of the American Institute of CPAs, Wells garnered three years (1976-79) of public accounting experience with the firm Peat, Marwick, Mitchell and Co., in Decatur, Ill.

She was born in Beardstown, Ill., and attended Rushville High School.

STAFF

CHRIS ACOSTA
Staff Assistant

BROCK ANDERSON
Coordinator,
Public Relations

ADRIAN BAILEY
Coordinator, Club
Seat Services

DYLAN BOHANAN
Manager, Corporate
Partnership Services

RACHEL BOOKS
Manager, Corporate
Partnership Services

HAYLEE BRENNAN
Coordinator, Premium
Experiences Services

DAVID BRETTO
Producer/Editor

ALLIE BUSCH
Executive Assistant to
Football Operations

ZACH BYRNE
Staff Accountant

D'MARIO CARTER
Community Relations
Assistant - Youth Football

CHARLES CAVITT
Security

PAUL CHAPMAN
Head Staff Assistant

TAYLOR CHAVEZ
Community Relations
Assistant

SANDY CORDEAU
Payroll/Human
Resources Manager

JIM CWALINSKI
Director of
Guest Services

SEAN DRISCOLL
Executive Staff Assistant

HAYLEY ELWOOD
Team Reporter

GWEN EVANS
Executive Assistant to
Chairman of the Board

KATY FINCH
Receptionist

BEN FLORA
Manager, Corporate Partnerships

BRIAN GEORGESON
Producer/Editor

CHASE HARTMAN
Community Relations Manager

CHRIS HAYRE
Team Reporter

RICKY HENNE
Managing Editor

ALYSE HENSLEY
Guest Services
Representative

JOANNE HERNANDEZ
Guest Services Representative

MARIAH HOBBS
Accounting Manager

MELISSA HOVSEPIAN
Coordinator, Corporate Partnership Services/ Integrated Media

SERENA HUANG
Coordinator, Business Solutions

JANIECE JIMENEZ
Digital Content Coordinator

DAVE JOHNSON
Assistant Director of Security-Gameday

MEGAN JULIAN
Social Media Coordinator

INA JUNG
Senior Manager, Brand and Creative Services

DENISE KAUFMAN
Senior Director of Financial Operations

JAMAAL LaFRANCE
Manager, Public Relations

HAYLEY LANE
Creative Services Coordinator

JASON LAVINE
Managing Producer

ERIN LeBAR
Director, Business Development

JON LUCAS
Director of Facilities & Construction

DONNA LUPTON
Director of Corporate Partnership Services

JIM MAIO
Tax Manager

MEGHAN McMURTY
Manager, Guest Services

LAUREN MEYER
Coordinator, Public Relations

KRIS MOERSCHEL
Senior Manager, Ticket Operations

TOM MORRIS
Vice President of Business Development



MARVIN NORTON
Executive Staff Assistant

MIKE NOWAK
Team Photographer

GRANT NUSSBAUM
Coordinator, Business Solutions

MALLORY PAGNOTTA
Guest Services Representative

STEVE PANKOWSKI
Senior Manager, Corporate Partnerships

SKIP POWERS
Senior Manager,
Football Public Relations

MICHELLE RANGEL
Accounts Payable Clerk

CHRIS ROEWE
Producer/Editor

JENNIFER ROJAS
Senior Manager,
Corporate Public Relations

GIOVANNY ROMERO
Guest Services Representative

JEMIE SAE KOO
Director of Marketing
and Strategy

EMILY SCHNIDER
Administrative Assistant/
Guest Services Representative

ADRIENNE STEWART-RIVERA
Guest Services
Representative

SEAN TABLER
Director of Game
Presentation

YOLANDA TYUS-TUCKER
Executive Assistant to the
President of Business Operations

CHEYANNE WARREN-DIAZ
Community Relations
Assistant

KAREN WENDLING
Manager, Premium
Experiences Services

ROBERT WILK
Assistant Controller

VETERANS AND RETURNING PLAYERS

2018 NUMERICAL ROSTER

No.	Name	Pos.	Ht.	Wt.	Age	Exp.	College	Hometown
1	Justice Liggins	WR	6-1	209	23	1	Stephen F. Austin	Tyler, Texas
2	Shane Tripucka	P	6-3	210	23	R	Texas A&M	Allen, Texas
3	Geno Smith	QB	6-3	221	27	6	West Virginia	Lakemont, Ga.
4	Roberto Aguayo	K	6-0	207	24	2	Florida State	Mascotte, Fla.
5	Nelson Spruce	WR	6-1	210	25	2	Colorado	Westlake Village, Calif.
6	Caleb Sturgis	K	5-9	192	28	6	Florida	St. Augustine, Fla.
7	Cardale Jones	QB	6-5	250	25	3	Ohio State	Cleveland, Ohio
8	Drew Kaser	P	6-2	206	25	3	Texas A&M	Stow, Ohio
9	Nic Shimonek	QB	6-3	225	23	R	Texas Tech	Mildred, Texas
10	Artavis Scott	WR	5-11	195	23	1	Clemson	Tarpon Springs, Fla.
11	Geremy Davis	WR	6-3	211	26	4	Connecticut	Lawrenceville, Ga.
12	Travis Benjamin	WR/PR	5-10	175	28	7	Miami	Belle Glade, Fla.
13	Keenan Allen	WR	6-2	211	26	6	California	Greensboro, N.C.
15	Andre Patton	WR	6-2	200	24	1	Rutgers	Wilmington, Del.
16	Tyrell Williams	WR	6-4	205	26	4	Western Oregon	Salem, Ore.
17	Philip Rivers	QB	6-5	228	36	15	North Carolina State	Decatur, Ala.
20	Desmond King	CB	5-10	200	23	2	Iowa	Detroit, Mich.
22	Jason Verrett	CB	5-10	188	27	5	Texas Christian	Fairfield, Calif.
23	Jeff Richards	CB	6-2	210	27	1	Emporia State	Del City, Okla.
24	Trevor Williams	CB	5-11	191	24	3	Penn State	Baltimore, Md.
25	Rayshawn Jenkins	S	6-2	220	24	2	Miami	St. Petersburg, Fla.
26	Casey Hayward Jr.	CB	5-11	192	28	7	Vanderbilt	Perry, Ga.
27	Jaylen Watkins	DB	5-11	194	26	4	Florida	Fort Myers, Fla.
28	Melvin Gordon III	RB	6-1	215	25	4	Wisconsin	Kenosha, Wis.
29	Craig Mager	CB	5-11	200	26	3	Texas State	Luling, Texas
30	Austin Ekeler	RB	5-10	200	23	2	Western State, Colo.	Eaton, Colo.
31	Adrian Phillips	S	5-11	210	26	4	Texas	Garland, Texas
32	Justin Jackson	RB	6-0	199	22	R	Northwestern	Carol Stream, Fla.
33	Derwin James	S	6-2	215	21	R	Florida State	Haines City, Fla.
34	Derek Watt	FB	6-2	234	25	3	Wisconsin	Pewaukee, Wis.
35	Russell Hansbrough	RB	5-9	195	24	1	Missouri	Arlington, Texas
36	Brandon Facyson	CB	6-2	197	23	R	Virginia Tech	Newnan, Ga.
37	Jahleel Addae	S	5-10	195	28	6	Central Michigan	Valrico, Fla.
38	B.J. Clay	CB	6-0	190	23	R	Georgia State	Dacula, Ga.
38	Detrez Newsome	RB	5-10	210	24	R	Western Carolina	Raeford, N.C.
39	Tony Brown	DB	6-0	198	23	R	Alabama	Beaumont, Texas
40	Anthony Manzo-Lewis	FB/TE	6-0	257	22	R	Albany	Montvale, N.J.
41	Marcus Edmond	CB	6-0	180	23	R	Clemson	Hopkins, S.C.
42	Austin Roberts	TE	6-2	230	22	R	UCLA	Hollywood, Fla.
43	Michael Davis	CB	6-2	195	23	2	Brigham Young	Glendale, Calif.
44	Kyzir White	LB	6-2	218	22	R	West Virginia	Macungie, Pa.
45	A.J. Hendy	S	6-0	206	25	1	Maryland	Bowie, Md.
46	Christopher Landrum	DE	6-2	245	25	3	Jacksonville State, Ala.	Sweet Water, Ala.
47	Mike Windt	LS	6-1	237	32	9	Cincinnati	Cincinnati, Ohio
48	Nick Dzubnar	ILB	6-1	240	26	4	Cal Poly-San Luis Obispo	Mission Viejo, Calif.
49	James Onwualu	OLB	6-1	235	23	2	Notre Dame	St. Paul, Minn.
50	Hayes Pullard	ILB	6-0	235	26	4	Southern California	Inglewood, Calif.
51	Kyle Emanuel	OLB	6-3	250	26	4	North Dakota State	Schuyler, Neb.
52	Denzel Perryman	OLB	5-11	240	25	4	Miami	Coral Gables, Fla.
53	Mike Pouncey	C	6-5	298	29	8	Florida	Ardmore, Okla.
54	Melvin Ingram III	DE	6-2	247	29	7	South Carolina	Rockingham, N.C.
57	Jatavis Brown	OLB	5-11	221	24	3	Akron	Belle Glade, Fla.
58	Uchenna Nwosu	LB	6-2	251	21	R	Southern California	Carson, Calif.
59	D'Juan Hines	LB	6-1	230	23	R	Houston	Spring, Texas
60	Zachary Crabtree	OT	6-7	310	23	R	Oklahoma State	Mansfield, Texas
61	Scott Quessenberry	C/G	6-4	310	23	R	UCLA	La Costa, Calif.
62	Chris Durant	OL	6-4	310	22	R	William & Mary	Oak Hill, Va.
64	Cole Toner	C/G	6-5	300	24	2	Harvard	Greenwood, Ind.
65	Zack Golditch	OL	6-5	295	23	R	Colorado State	Aurora, Colo.
66	Dan Feeney	G	6-4	310	24	2	Indiana	Orland Park, Ill.
67	Brett Boyko	G	6-6	301	25	1	UNLV	Saskatoon, Saskatchewan
68	Trent Scott	OT	6-5	320	24	R	Grambling State	Huntsville, Ala.
69	Sam Tevi	T	6-5	315	23	2	Utah	Euless, Texas
70	Steven Richardson	DL	6-0	292	22	R	Minnesota	Chicago, Ill.
71	Damion Square	NT	6-2	293	29	6	Alabama	Houston, Texas
72	Joe Barksdale	T	6-5	326	29	8	Louisiana State	Detroit, Mich.
73	Spencer Pulley	C/G	6-4	308	25	3	Vanderbilt	Cordova, Tenn.
75	Michael Schofield III	G	6-6	301	27	5	Michigan	Orland Park, Ill.
76	Russell Okung	T	6-5	310	29	9	Oklahoma State	Fort Bend, Texas
77	Forrest Lamp	G	6-4	310	24	2	Western Kentucky	Venice, Fla.
80	Sean Culkin	TE	6-5	255	25	2	Missouri	Indian Rocks Beach, Fla.
81	Mike Williams	WR	6-4	220	23	2	Clemson	Santee, S.C.
82	Cole Hunt	TE	6-7	255	23	R	Texas Christian	El Campo, Texas
83	Braedon Bowman	TE	6-3	240	24	2	South Alabama	Mesa, Ariz.
84	Dylan Cantrell	WR	6-3	226	24	R	Texas Tech	Whitehouse, Texas
86	Hunter Henry	TE	6-5	250	23	3	Arkansas	Little Rock, Ark.
87	Ben Johnson	TE	6-5	245	24	R	Kansas	Basehor, Kan.
88	Virgil Green	TE	6-5	255	29	8	Nevada	Tulare, Calif.
89	JJ Jones	WR	5-10	173	25	R	West Georgia	Macon, Miss.
90	Whitney Richardson	DE	6-4	251	26	1	Lane College (Tenn.)	Perkinston, Miss.
91	Justin Jones	DL	6-3	309	21	R	N.C. State	Austell, Ga.
92	Brandon Mebane	NT	6-1	311	33	12	California	Los Angeles, Calif.
93	Darius Philon	DE	6-1	300	24	4	Arkansas	Mobile, Ala.
94	Corey Liuget	DT	6-2	300	28	8	Illinois	Miami, Fla.
95	Bijhon Jackson	DL	6-1	339	22	R	Arkansas	El Dorado, Ark.
96	Albert Havili	DE	6-2	255	22	R	Eastern Washington	Federal Way, Wash.
97	Patrick Afriyie	DE	6-2	240	22	R	Colgate	Sandy Hook, Conn.
98	Isaac Rochell	DE	6-4	280	23	1	Notre Dame	McDonough, Ga.
99	Joey Bosa	DE	6-5	280	23	3	Ohio State	Ft. Lauderdale, Fla.

Ages as of July 30, 2018

2018 ALPHABETICAL ROSTER

No.	Name	Pos.	Ht.	Wt.	DOB	Exp.	College	Hometown	How Acq.
37	Addae, Jahleel	S	5-10	195	1/24/90	6	Central Michigan	Valrico, Fla.	FA-'13
97	Afriyie, Patrick	DE	6-2	240	7/20/96	R	Colgate	Sandy Hook, Conn.	FA-'18
4	Aguayo, Roberto	K	6-0	207	5/17/94	2	Florida State	Mascotte, Fla.	FA-'18
13	Allen, Keenan	WR	6-2	211	4/27/92	6	California	Greensboro, N.C.	D3-13
72	Barksdale, Joe	T	6-5	326	1/4/89	8	Louisiana State	Detroit, Mich.	FA-'15
12	Benjamin, Travis	WR/PR	5-10	175	12/29/89	7	Miami	Belle Glade, Fla.	UFA (Cle)-'16
99	Bosa, Joey	DE	6-5	280	7/11/95	3	Ohio State	Ft. Lauderdale, Fla.	D1-'16
83	Bowman, Braedon	TE	6-3	240	1/30/94	2	South Alabama	Mesa, Ariz.	W (NO)-'17
67	Boyko, Brett	G	6-6	301	8/4/92	1	UNLV	Saskatoon, Saskatchewan	FA-'16
57	Brown, Jatavis	OLB	5-11	221	2/18/94	3	Akron	Belle Glade, Fla.	D5-'16
39	Brown, Tony	DB	6-0	198	7/13/95	R	Alabama	Beaumont, Texas	FA-'18
84	Cantrell, Dylan	WR	6-3	226	6/29/94	R	Texas Tech	Whitehouse, Texas	D6-'18
38	Clay, B.J.	CB	6-0	190	1/18/95	R	Georgia State	Dacula, Ga.	FA-'18
60	Crabtree, Zachary	OT	6-7	310	9/16/94	R	Oklahoma State	Mansfield, Texas	FA-'18
80	Culkin, Sean	TE	6-5	255	6/11/93	2	Missouri	Indian Rocks Beach, Fla.	FA-'17
11	Davis, Geremy	WR	6-3	211	1/10/92	4	Connecticut	Lawrenceville, Ga.	FA-'16
43	Davis, Michael	CB	6-2	195	1/6/95	2	Brigham Young	Glendale, Calif.	FA-'17
62	Durant, Chris	OL	6-4	310	12/19/95	R	William & Mary	Oak Hill, Va.	FA-'18
48	Dzubnar, Nick	ILB	6-1	240	8/15/91	4	Cal Poly-San Luis Obispo	Mission Viejo, Calif.	FA-'15
41	Edmond, Marcus	CB	6-0	180	7/6/95	R	Clemson	Hopkins, S.C.	FA-'18
30	Ekeler, Austin	RB	5-10	200	5/17/95	2	Western State, Colo.	Eaton, Colo.	FA-'17
51	Emanuel, Kyle	OLB	6-3	250	8/16/91	4	North Dakota State	Schuyler, Neb.	D5-'15
36	Facyson, Brandon	CB	6-2	197	9/8/94	R	Virginia Tech	Newnan, Ga.	FA-'18
66	Feeney, Dan	G	6-4	310	5/29/94	2	Indiana	Orland Park, Ill.	D3-'17
65	Golditch, Zack	OL	6-5	295	2/2/95	R	Colorado State	Aurora, Colo.	FA-'18
28	Gordon III, Melvin	RB	6-1	215	4/13/93	4	Wisconsin	Kenosha, Wis.	D1-'15
88	Green, Virgil	TE	6-5	255	8/3/88	8	Nevada	Tulare, Calif.	UFA (Den)-'18
35	Hansbrough, Russell	RB	5-9	195	11/19/93	1	Missouri	Arlington, Texas	FA-'17
96	Havili, Albert	DE	6-2	255	8/7/95	R	Eastern Washington	Federal Way, Wash.	FA-'18
26	Hayward Jr., Casey	CB	5-11	192	9/9/89	7	Vanderbilt	Perry, Ga.	UFA (GB)-'16
45	Hendy, A.J.	S	6-0	206	4/8/93	1	Maryland	Bowie, Md.	FA-'17
86	Henry, Hunter	TE	6-5	250	12/7/94	3	Arkansas	Little Rock, Ark.	D2-'16
59	Hines, D'Juan	LB	6-1	230	9/13/94	R	Houston	Spring, Texas	FA-'18
82	Hunt, Cole	TE	6-7	255	5/30/95	R	Texas Christian	El Campo, Texas	FA-'18
54	Ingram III, Melvin	DE	6-2	247	4/26/89	7	South Carolina	Rockingham, N.C.	D1-'12
95	Jackson, Bijhon	DL	6-1	339	11/6/95	R	Arkansas	El Dorado, Ark.	FA-'18
32	Jackson, Justin	RB	6-0	199	4/22/96	R	Northwestern	Carol Stream, Fla.	D7-'18
33	James, Derwin	S	6-2	215	8/3/96	R	Florida State	Haines City, Fla.	D1-'18
25	Jenkins, Rayshawn	S	6-2	220	1/25/94	2	Miami	St. Petersburg, Fla.	D4-'17
87	Johnson, Ben	TE	6-5	245	7/28/94	R	Kansas	Basehor, Kan.	FA-'18
7	Jones, Cardale	QB	6-5	250	9/29/92	3	Ohio State	Cleveland, Ohio	T (Buf)-'17
89	Jones, JJ	WR	5-10	173	12/6/92	R	West Georgia	Macon, Miss.	FA-'18
91	Jones, Justin	DL	6-3	309	8/28/96	R	N.C. State	Austell, Ga.	D3-'18
8	Kaser, Drew	P	6-2	206	2/11/93	3	Texas A&M	Stow, Ohio	D6-'16
20	King, Desmond	CB	5-10	200	12/14/94	2	Iowa	Detroit, Mich.	D5-'17
77	Lamp, Forrest	G	6-4	310	2/20/94	2	Western Kentucky	Venice, Fla.	D2-'17
46	Landrum, Christopher	DE	6-2	245	9/14/92	3	Jacksonville State, Ala.	Sweet Water, Ala.	FA-'16
1	Liggins, Justice	WR	6-1	209	12/14/94	1	Stephen F. Austin	Tyler, Texas	FA-'18
94	Liuget, Corey	DT	6-2	300	3/18/90	8	Illinois	Miami, Fla.	D1-'11
29	Mager, Craig	CB	5-11	200	6/11/92	3	Texas State	Luling, Texas	D3-'15
40	Manzo-Lewis, Anthony	FB/TE	6-0	257	10/11/95	R	Albany	Montvale, N.J.	FA-'18
92	Mebane, Brandon	NT	6-1	311	1/15/85	12	California	Los Angeles, Calif.	UFA (Sea)-'16
38	Newsome, Detrez	RB	5-10	210	3/6/94	R	Western Carolina	Raeford, N.C.	FA-'18
58	Nwosu, Uchenna	LB	6-2	251	12/28/96	R	Southern California	Carson, Calif.	D2-'18
76	Okung, Russell	T	6-5	310	10/7/88	9	Oklahoma State	Fort Bend, Texas	UFA (Den)-'17
49	Onwualu, James	OLB	6-1	235	9/4/94	2	Notre Dame	St. Paul, Minn.	FA-'17
15	Patton, Andre	WR	6-2	200	5/28/94	1	Rutgers	Wilmington, Del.	FA-'17
52	Perryman, Denzel	OLB	5-11	240	12/5/92	4	Miami	Coral Gables, Fla.	D2-'15
31	Phillips, Adrian	S	5-11	210	3/28/92	4	Texas	Garland, Texas	FA-'14
93	Philon, Darius	DE	6-1	300	1/22/94	4	Arkansas	Mobile, Ala.	D6-'15
53	Pouncey, Mike	C	6-5	298	7/24/89	8	Florida	Ardmore, Okla.	FA-'18
50	Pullard, Hayes	ILB	6-0	235	4/18/92	4	Southern California	Inglewood, Calif.	W (Jax)-'17
73	Pulley, Spencer	C/G	6-4	308	4/3/93	3	Vanderbilt	Cordova, Tenn.	FA-'16
61	Quessenberry, Scott	C/G	6-4	310	3/23/95	R	UCLA	La Costa, Calif.	D5-'18
23	Richards, Jeff	CB	6-2	210	1/3/91	1	Emporia State	Del City, Okla.	W (CAR)-'17
70	Richardson, Steven	DL	6-0	292	2/28/96	R	Minnesota	Chicago, Ill.	FA-'18
90	Richardson, Whitney	DE	6-4	251	7/26/92	1	Lane College (Tenn.)	Perkinston, Miss.	FA-'17
17	Rivers, Philip	QB	6-5	228	12/8/81	15	North Carolina State	Decatur, Ala.	T (NYG)-'04
42	Roberts, Austin	TE	6-2	230	12/3/95	R	UCLA	Hollywood, Fla.	FA-'18
98	Rochell, Isaac	DE	6-4	280	4/22/95	1	Notre Dame	McDonough, Ga.	D7-'17
75	Schofield III, Michael	G	6-6	301	11/15/90	5	Michigan	Orland Park, Ill.	W (Den)-'17
10	Scott, Artavis	WR	5-11	195	12/12/94	1	Clemson	Tarpon Springs, Fla.	FA-'17
68	Scott, Trent	OT	6-5	320	1/25/94	R	Grambling State	Huntsville, Ala.	FA-'18
9	Shimonek, Nic	QB	6-3	225	8/22/94	R	Texas Tech	Mildred, Texas	FA-'18
3	Smith, Geno	QB	6-3	221	10/10/90	6	West Virginia	Lakemont, Ga.	UFA (NYG)-'18
5	Spruce, Nelson	WR	6-1	210	12/5/92	2	Colorado	Westlake Village, Calif.	FA-'18
71	Square, Damion	NT	6-2	293	2/6/89	6	Alabama	Houston, Texas	W (KC)-'14
6	Sturgis, Caleb	K	5-9	192	8/9/89	6	Florida	St. Augustine, Fla.	UFA (Phi)-'18
69	Tevi, Sam	T	6-5	315	11/15/94	2	Utah	Euless, Texas	D6-'17
64	Toner, Cole	C/G	6-5	300	3/13/94	2	Harvard	Greenwood, Ind.	FA-'17
2	Tripucka, Shane	P	6-3	210	4/10/95	R	Texas A&M	Allen, Texas	FA-'18
22	Verrett, Jason	CB	5-10	188	6/18/91	5	Texas Christian	Fairfield, Calif.	D1-'14
27	Watkins, Jaylen	DB	5-11	194	9/27/91	4	Florida	Fort Myers, Fla.	UFA (Phi)-'18
34	Watt, Derek	FB	6-2	234	11/7/92	3	Wisconsin	Pewaukee, Wis.	D6-'16
44	White, Kyzir	LB	6-2	218	3/24/96	R	West Virginia	Macungie, Pa.	D4-'18
81	Williams, Mike	WR	6-4	220	10/4/94	2	Clemson	Santee, S.C.	D1-'17
24	Williams, Trevor	CB	5-11	191	9/15/93	3	Penn State	Baltimore, Md.	FA-'16
16	Williams, Tyrell	WR	6-4	205	2/12/92	4	Western Oregon	Salem, Ore.	FA-'15
47	Windt, Mike	LS	6-1	237	5/29/86	9	Cincinnati	Cincinnati, Ohio	FA-'10

JAHLEEL ADDAE

SAFETY **CENTRAL MICHIGAN**

5-10 | 195 LBS | VALRICO, FLA.

FREE AGENT - 2013

EXPERIENCE: 6TH NFL SEASON

6TH YEAR WITH CHARGERS

CAREER HIGHLIGHTS

- *Started all 16 games in the 2017 season, a career high for starts and marked the first time to play all 16 contests in a season since 2013 as an undrafted rookie.*
- *Set a career high with 11 tackles last season in Week 4 vs. Philadelphia.*
- *Posted a 90-yard interception return for a touchdown in Week 17 of the 2016 season vs. Kansas City, the seventh-longest interception return in team history.*
- *After making the 53-man roster as an undrafted free agent in 2013, appeared in all 16 games with two starts.*
- *Saw action in both postseason contests as a rookie, including a start as a third S in the AFC Divisional Playoffs at Denver (Jan. 1, 2014) where he led the team with eight tackles.*

CAREER TRANSACTIONS

2013: *Signed by San Diego Chargers as undrafted free agent, April 27.*
2016: *Re-signed by Chargers as restricted free agent, March 24.*
2017: *Re-signed by Los Angeles Chargers as unrestricted free agent, March 9.*

2017: Started all 16 games at SS for the first time in his career…Ranked second on the team in defensive snaps, appearing on 1,032-of-1,049 plays...Finished second on the team with a career-high 95 tackles (70 solo), a half-sack, 7.5 tackles for loss and 10 passes defensed…Part of a defensive unit that ranked tied for fifth in the NFL with 43 sacks…Member of a defensive backfield that allowed just one 100-yard receiver in 2017, joining Arizona, Jacksonville and Minnesota as the only teams to do so…Part of the only secondary to not allow more than 245 gross passing yards in a game during the first seven weeks of the season…Posted nine games with seven-plus tackles...**at Denver (Sept. 11):** Started at SS, playing all 69 defensive snaps, joining S Tre Boston as the only Chargers defenders to do so...Appeared on six special teams plays...Posted two tackles (one solo), including a tackle for loss…The game marked his third-straight start in a season opener...**vs. Miami (Sept. 17):** Appeared on 66-of-68 defensive plays after starting at SS, totaling seven solo tackles...Marked the 50th game played of his career...Chipped in with five plays on special teams...**vs. Kansas City (Sept. 24):** Started the 30th game of his career at SS, playing all 53 defensive snaps and adding five on special teams... Was one of five Los Angeles defenders to play 100 percent of defensive plays...Posted seven tackles (five solo), the most among Chargers defensive backs... **vs. Philadelphia (Oct. 1):** Led the defense with a career-high 11 tackles (seven solo), registering his fourth start of the season at SS...Tied for a team high with 79 defensive snaps…**at New York Giants (Oct. 8):** Started at SS and appeared on all 70 defensive plays, joining Tre Boston, CB Casey Hayward and CB Trevor Williams as the only Los Angeles defenders to do so…Registered eight tackles (four solo), a tackle for loss and a pass defensed…**at Oakland (Oct. 15):** Appeared on all 58 defensive plays and five on special teams after opening the game at SS…Registered four tackles (three solo) and a pass defensed…Broke up a would-be-TD pass from QB Derek Carr on third-and-two to force an Oakland field goal…**vs. Denver (Oct. 22):** Appeared in the 55th game of his career, starting at SS and playing all 64 snaps on defense…Posted a team-high nine tackles (six solo), a tackle for loss and two passes defensed…Brought his career total to 10 tackles for loss and passed 190 career solo stops… Posted the tackle for loss in the first quarter, bringing down RB Jamaal Charles for a two-yard loss on third-and-one to force a Denver punt…**at New England (Oct. 29):** Started at SS, the 35th start of his career, and played all 86 defensive snaps, the lone Los Angeles defender to do so…Posted eight solo tackles, bringing his career total to 250…Added two tackles for loss and a pass defensed…Registered the breakup trailing TE Rob Gronkowski on a seam-route before diving to tip the pass away…**at Jacksonville (Nov. 12):** Opened the game at SS and played all 84 defensive snaps, the only Chargers defender to do so…Added three plays on special teams…Finished with eight tackles (six solo) and two tackles for loss…It marked his third-straight game with eight-plus tackles…**vs. Buffalo (Nov. 19):** Posted three solo tackles after opening the game at SS…Appeared on 51 plays on defense and four on special teams…**at Dallas (Nov. 23):** Started at SS, playing on all 55 defensive snaps, one of three Chargers defenders to do so…Finished with seven tackles (six solo), marking his eighth game of the season with seven-plus tackles…**vs. Cleveland**

37

(Dec. 3): Played all 63 defensive snaps and two on special teams after starting at SS…The game marked the 60th game played for his career…Finished with six tackles (five solo) and a season-high three passes defensed…Broke up a deep pass intended for TE David Njoku on a seam-route in the first quarter…**vs. Washington (Dec. 10):** Made the 40th start of his career at SS, finishing with two tackles (one solo) and a pass defensed…Played 49 defensive snaps and two on special teams…**at Kansas City (Dec. 16):** Started at SS and played all 66 snaps on defense while contributing eight on special teams…Finished with two tackles (one solo)…**at New York Jets (Dec. 24):** Posted seven tackles (five solo), including a half-sack to register his first QB takedown of the season…Put a swim move on FB Lawrence Thomas to collapse the pocket from the right to bring down QB Bryce Petty and split the sack with OLB Kyle Emanuel…Played 65 defensive snaps and six on special teams after starting at SS…**vs. Oakland (Dec. 31):** Started at SS, posting four tackles (two solo) and a pass defensed on 54 defensive snaps…Added four plays on special teams.

2016: Started all eight contests he appeared in, missing eight games after suffering a collarbone injury in the second game of the season…Finished with 49 tackles (42 solo), three tackles for loss and three passes defensed…Registered the first INT of his career with a 90-yard pick-six…Posted two tackles on special teams…**vs. Jacksonville (Sept. 18):** Suffered a collarbone injury late in a 38-14 victory…**at Indianapolis (Sept. 25):** Inactive (collarbone)…**at Houston (Nov. 27):** Returned to action after missing eight contests due to injury, finishing the game with eight tackles…**vs. Kansas City (Jan. 1):** Registered the first INT of his career, returning it for a 90-yard score…The pick-six marked the seventh-longest INT return in team annals.

2015: Appeared in 13 games and started a then-career-high 12 contests…Posted a 12-yard sack, 65 tackles (55 solo), two tackles for loss, a fumble recovery and four passes defensed…Registered one tackle on special teams…**at Cincinnati (Sept. 20):** Inactive (ankle)…**vs. Pittsburgh (Oct. 12):** Returned to action from an ankle injury that kept him out for three games…**at Green Bay (Oct. 18):** Left the game after suffering a back injury and did not return…**vs. Kansas City (Nov. 22):** Departed with a concussion in the third quarter…**at Oakland (Dec. 24):** Posted a 12-yard sack late in the second quarter...Late in the fourth quarter, contributed to force QB Derek Carr into an intentional grounding penalty, helping send the game to overtime.

2014: Started five of 11 games played, ending the season with 48 tackles (39 solo), a six-yard sack, a pass defensed, two forced fumbles and a recovery…Added four special teams tackles…**at Arizona (Sept. 8):** Inactive (hamstring)…**at Buffalo (Sept. 21):** Returned from injury to make his season debut after missing two contests…**vs. Jacksonville (Sept. 28):** Registered a sack in the fourth quarter…**at Denver (Oct. 23):** Suffered a concussion, but was not diagnosed until after the game…**at Miami (Nov. 2):** Inactive (concussion)…**at Baltimore (Nov. 30):** Returned to action after missing three games due to a concussion…**vs. New England (Dec. 7):** Forced a fumble that was recovered by S Darrell Stuckey and returned 53 yards for a TD…**vs. Denver (Dec. 14):** Led the team with a then-career-high 10 tackles.

2013: Appeared in all 16 games with two starts after making the 53-man roster as an undrafted free agent…Finished the season with 32 tackles (26 solo), two passes defensed, a 10-yard sack and nine special

teams tackles…Appeared in both playoff contests, including one start…Registered 13 tackles (10 solo), a pass defensed, a forced fumble and a recovery in the postseason…**at Tennessee (Sept. 22):** Broke up a third down pass with a big hit on WR Kenny Britt to force a Titans punt…**at Jacksonville (Oct. 20):** Posted the first sack of his career early in the game on third down…**vs. Kansas City (Dec. 29):** Registered a pass defensed during a game-saving defensive stand in overtime to lift the team into the postseason…**at Cincinnati (AFC Wild Card, Jan. 5):** Recovered a third down fumble that led to a field goal, extending the lead to seven points…**at Denver (AFC Divisional, Jan. 12):** Forced a fumble of TE Julius Thomas on third down that was recovered by CB Richard Marshall.

COLLEGE: Played four seasons (2009-12) at Central Michigan after redshirting in 2008, totaling 51 games played…Finished with 302 tackles, including 15 tackles for loss and 3.5 sacks…Posted eight INTs, 21 passes defensed and three forced fumbles…Recognized as second-team All-Mid-American Conference and Central Michigan's Defensive Player of the Year as a senior…Named the MAC Defensive Player of the Week after a game against Miami (Ohio) as a senior in 2012…Finished first-team All-MAC as a junior and third team as a sophomore.

PERSONAL: Given name Jahleel Javon Kweku Addae…Name is pronounced jah-LEEL uh-DIE…Nickname is 'The Hitman'…Born in Tampa, Fla. …Has a son, Zion, with his fiancé, Lindsey…Father, Freddie, is from Ghana and his mother, Jennifer, is from St. Croix of the U.S. Virgin Islands…Older brother, Jahmile, played DB at West Virginia for four seasons (2001-05) and currently coaches DBs at the University of Minnesota after previous coaching stops at West Virginia (2007), Michigan (2008-09), Cincinnati (2010-11) and Arizona (2013-17)…Served as an honorary chair for the San Diego Susan G. Komen Race for the Cure from 2014-16 after his mother, Jennifer, battled breast cancer during his rookie season in 2013…Earned a degree in business management from Central Michigan…**High School:** Recognized as a three-time All-County RB at Riverview High School in Valrico, Fla. …Earned second-team All-State as a sophomore and third-team All-State honors as a senior…Lettered three years in football and soccer.

JAHLEEL ADDAE NFL STATISTICS

				— Tackles —						— Interceptions —					— Fumbles —		
Year	Team	GP	GS	Total	Solo	Asst	Sacks	Yds	TFL	No.	Yds	Lg	TD	PD	FF	FR	Yds
2013	San Diego	16	2	32	26	6	1.0	10	1	0	0	—	0	2	0	0	0
2014	San Diego	11	5	48	39	9	1.0	6	1	0	0	—	0	1	2	1	0
2015	San Diego	13	12	65	55	10	1.0	12	2	0	0	—	0	4	0	1	0
2016	San Diego	8	8	49	42	7	0.0	0	3	1	90	90t	1	3	0	0	0
2017	Los Angeles Chargers	16	16	95	70	25	0.5	4	7.5	0	0	—	0	10	0	0	0
NFL Totals		**64**	**43**	**289**	**232**	**57**	**3.5**	**32**	**14.5**	**1**	**90**	**90t**	**1**	**20**	**2**	**2**	**0**

POSTSEASON				— Tackles —						— Interceptions —					— Fumbles —		
Year	Team	GP	GS	Total	Solo	Asst	Sacks	Yds	TFL	No.	Yds	Lg	TD	PD	FF	FR	Yds
2013	San Diego	2	1	13	10	3	0.0	0	1	0	0	—	0	1	1	1	0

ROBERTO AGUAYO

KICKER **FLORIDA STATE**

6-0 | 207 LBS | MASCOTTE, FLA.

FREE AGENT - 2018

EXPERIENCE: 2ND NFL SEASON

1ST YEAR WITH CHARGERS



4

CAREER HIGHLIGHTS

- *Named NFC Special Teams Player of the Week as a rookie in 2016 against Kansas City after converting all four field goal attempts and an extra point for a career-high 13 points.*
- *Voted by fans as the Castrol Edge Clutch Performer of the Week after converting a 38-yard game-winning field goal as time expired against Carolina in 2016.*

BEYOND THE BOLT

Aguayo's father, Roberto Sr., emigrated from Mexico, crossing the border three times in the 1980s and was deported after each of the first two crossings. Roberto Sr., was granted amnesty through Ronald Reagan's Immigration Reform and Control Act in November 1986 as he worked in seasonal agriculture. Roberto Jr., helped his father study for his citizenship test, which he passed, in 2004.

2017: Spent time on Carolina's practice squad.

2016: Named NFC Special Teams Player of the Week for his efforts in a Week 11 win against the Chiefs: A career-high 13 points while making all four field goal attempts and an extra point…Voted by fans as the Castrol Edge Clutch Performer of the Week in a Week 5 victory over the Panthers for nailing a game-winning 38-yard field goal as time expired…Made 22 field goals on 31 attempts (71.0 pct.) and 32 extra points…Finished the year with 98 points…Converted 80 percent (16-of-20) of his field goals following the bye (Week 6)...Finished the season with 19-straight made extra points…**Awards:** NFC Special Teams Player of the Week (Week 11)…Castrol Edge Clutch Performer of the Week (Week 5)…**at Atlanta (Sept. 11):** Made his NFL debut, making his lone field goal attempt (43 yards) and all four extra points…**at Carolina (Oct. 10):** Voted by fans as the Castrol Edge Clutch Performer of the Week…Converted a game-winning field goal as time expired…Finished with a then-career-high three made field goals for nine points…**at San Francisco (Oct. 23):** Made two field goals and four extra points for 10 points to top his previous career high of nine…**at Kansas City (Nov. 20):** Named NFC Special Teams Player of the Week…Converted all four field goal attempts and his lone extra point for a career-high 13 points…**vs. New Orleans (Dec. 11):** Made field goal attempts of 41, 39 and 26 yards as well as an extra point to total 10 points.

COLLEGE: Played three seasons (2013-15) at Florida State after redshirting in 2012, appearing in 41 career games…Joined Hall of Fame CB Deion Sanders as just the second player in Florida State history to be named a first-team All-American three times…Converted 69-of-78 (88.5 pct.) field goals and all 198 extra points…Finished his career with 405 points scored…Named first-team All-Atlantic Coast Conference as a sophomore and junior while earning second-team honors as a freshman…Won the Lou Groza Award as college football's best placekicker in 2013, the third-ever Seminole to win the award…Was a Lou Groza Award semifinalist in 2015…Finished his Seminoles career as the most accurate K in NCAA history, converting 96.73 percent (267-of-276) of his kicks (field goals and extra points combined)…Recorded one of the most prolific kicking seasons in college football history as a freshman in 2013…Won the BCS National Championship in 2013, finishing his freshman year with 21-of-22 made field goals (95.5 pct.) while converting all 94 extra points…Set an NCAA single-season record of 157 points as a freshman…His 95.5 field goal percentage was a career high and his 94 made extra points were the most in a single season in NCAA history without a miss.

PERSONAL: Given name Roberto Jose Aguayo Jr. …Nicknames are 'Robby Legs' and 'Bobby A'…Born in Mascotte, Fla. …Heavily involved in community service througout his collegiate and professional career…Is of Mexican descent and is fluent in Spanish as his father emigrated from Mexico…Younger brother, Ricky, followed in his footsteps and kicks at Florida State…High school coach, Walter Banks, considered him the best high school K since he coached Caleb Sturgis at St. Augustine (Fla.) High…Greeted military personnel at MacDill Air Force Base and visited patients in the Moffitt Cancer Center…Hosted a healthy-eating and Play60 campaign at Pizzo Elementary after the students and faculty won the Florida Dairy Council Defend Your Turf Challenge…Earned a degree in criminology from Florida State…

AWARDS AND HONORS

2016: *NFC Special Teams Player of the Week (Week 11 at Kansas City)*
Castrol Edge Clutch Performer of the Week (Week 5 at Carolina)

High School: Rated as the nation's No. 3 K by Rivals.com at South Lake High in Groveland, Fla. …Rated a three-star prospect by ESPN…Named the Most Outstanding Kicker at the Jimbo Fisher Summer Camp…Made seven field goals, including a season-long 48-yarder as a junior…Nailed two field goals of 51 yards as a sophomore.

CAREER TRANSACTIONS

2016: *Selected by Tampa Bay Buccaneers in the second round (59th overall) of NFL Draft, April 29…Signed rookie contract, June 6.*
2017: *Waived by Buccaneers, Aug. 12…Claimed off waivers by Chicago Bears, Aug. 13…Waived by Bears, Sept. 2…Signed by Carolina Panthers to practice squad, Oct. 25…Released by Panthers from practice squad, Dec. 12.*
2018: *Signed by Los Angeles Chargers as free agent, Jan. 10.*

ROBERTO AGUAYO NFL STATISTICS

			— Field Goals —					— PAT —				— Total —
Year	Team	GP	FG	FGA	Pct.	Lg	Blk	XP	XPA	Pct	Block	Points
2016	Tampa Bay	16	22	31	71.0	43	0	32	34	94.1	0	98

KEENAN ALLEN

WIDE RECEIVER | CALIFORNIA

6-2 | 211 LBS | GREENSBORO, N.C.

DRAFT 3 - 2013

EXPERIENCE: 6TH NFL SEASON

6TH YEAR WITH CHARGERS



CAREER HIGHLIGHTS

- *Made the first Pro Bowl of his career last season and was named Comeback Player of the Year by The Associated Press, the Professional Football Writers of America and Sporting News.*
- *Set a Chargers franchise record for single-season receptions with 102 in 2017, topping Hall of Fame RB LaDainian Tomlinson's 100 in 2003.*
- *Earned Offensive Rookie of the Year honors from the PFWA and Sports Illustrated while earning Sporting News Rookie of the Year and PFWA All-Rookie recognition in 2013 after a 71-catch season for 1,046 yards (14.7 avg.) and eight touchdowns.*
- *In votes by fans in 2013, was selected as the Pepsi Next Rookie of the Year and was a four-time Pepsi Next Rookie of the Week selection (Weeks 6, 12, 15 and 17).*
- *In 2017, became the first player in NFL history to post three-consecutive games with 10-plus receptions, 100-plus receiving yards and at least one touchdown catch (Week 11 vs. Buffalo, Week 12 at Dallas and Week 13 vs. Cleveland).*
- *With an interception in Week 16 last year, became the first player in NFL history to have 90-plus catches and an interception in the same season, while also becoming just the third player to record 1,000-plus receiving yards and an interception in the same season, joining Hall of Fame WRs Don Hutson (1942) and Randy Moss (2009).*
- *In 2016, became the first player in NFL history with 12-plus catches in three of a team's first six games in a season (Week 1 vs. Detroit, Week 3 at Minnesota and Week 6 at Green Bay).*
- *Set team rookie records in 2013 with five 100-yard receiving games and 71 catches (LaDainian Tomlinson, 59 receptions in 2001).*
- *Entered the postseason record books with a 142-yard, two-touchdown performance in the 2013 AFC Divisional as a rookie, marking the first two-touchdown catch playoff game by a Charger since Hall of Fame TE Kellen Winslow (Jan. 9, 1983) did so in an AFC Wild Card victory at Pittsburgh, while his 142 yards tied TE Keith Jackson (1988) for the second-most by a rookie in a playoff game in NFL history.*
- *Started 15 of 16 games in 2017, setting career highs with 102 receptions and 1,393 receiving yards (13.7 avg.) while hauling in six touchdowns.*
- *Recorded seven 100-yard performances in 2017, ranking as the most by a Charger since 1980 and bringing his regular-season career total to 18 games, good for No. 8 in team history.*
- *Through the first eight games in 2015, registered 67 catches for 725 yards (10.8 avg.) and four touchdowns, the third-most receptions midway through a season in NFL history, before suffering a season-ending kidney injury.*
- *Posted five touchdown catches over three games in 2013, tying the most by a Chargers WR in a three-game stretch since 1996.*
- *Posted back-to-back 100-yard performances twice in 2013, a feat that hadn't been accomplished by a Chargers rookie since WR Don Norton did so in 1960.*
- *Started both playoff contests as a rookie, registering eight catches for 163 yards (20.4 avg.) and two touchdowns.*

CAREER TRANSACTIONS

2013: *Selected by San Diego Chargers in the third round (76th overall) of NFL Draft, April 26…Signed rookie contract, May 9.*
2015: *Placed on Reserve/Injured (kidney), Nov. 3.*
2016: *Signed contract extension, June 11…Placed on Reserve/Injured (knee), Sept. 12.*

AWARDS AND HONORS

2017: *NFL Pro Bowl Selection (First)*
The Associated Press Comeback Player of the Year
Professional Football Writers of America Comeback Player of the Year
Sporting News Comeback Player of the Year
2016: *Ed Block Courage Award*
2015: *Chargers Offensive Player of the Year*
2013: *PFWA Offensive Rookie of the Year*
PFWA All-Rookie
Sporting News Rookie of the Year
Pepsi Next Rookie of the Year
Pepsi Next Rookie of the Week (Week 6 vs. Indianapolis)
Pepsi Next Rookie of the Week (Week 12 at Miami)
Pepsi Next Rookie of the Week (Week 15 at Denver)
Pepsi Next Rookie of the Week (Week 17 vs. Kansas City)

2017: Selected to his first Pro Bowl…Named Comeback Player of the Year by *The Associated Press*, the *Professional Football Writers of America* and *Sporting News*…Started 15 of 16 games, setting career highs with 102 receptions and 1,393 receiving yards (13.7 avg.)…Posted six TD catches on the year…Added an INT at the end of the first half at the Jets, becoming the first player in NFL history to record 90-plus catches and an INT in the same season…Also became the third player in league annals to have 1,000-plus receiving yards and an INT in the same season, joining Hall of Fame WRs Don Hutson (1942) and Randy Moss (2009)…The 102 catches were the most in team annals in a single season, and the 1,393 receiving yards ranked second in a single season in Chargers history…Ranked in the top five in the NFL in receiving yards (third) and receptions (fourth)…Posted seven 100-yard games, including four straight from Weeks 11-14 and five out of the last seven games…Over the last seven weeks of the season, led the league with 62 catches and 845 receiving yards while tying for third with five TD catches…Became the first player in NFL history to post three-consecutive games with 10-plus receptions, 100-plus receiving yards and at least one TD catch when he did so in Weeks 11-13…His seven 100-yard performances brought his career total in the regular season to 18, good for eighth in Chargers history…Moved into sole possession of 10th in team history in career receptions with 323, passing WR Malcom Floyd (321) to reach the top 10…Registered the 22nd TD catch of his career, good for 13th in in team history…Led the league with 36 third down receptions (most in a single season in Chargers history since the stat began being tracked in 1991), including a league-high 30 that converted for a first down (most in a single season in Chargers history and tied for fourth in a single season in NFL history since the stat started being tracked in 1994)…Led the league with 34.5 receiving yards-per-game on third down…Added two carries for nine yards (4.5 avg.)…**Awards:** Pro Bowl Selection (First)…*The Associated Press* Comeback Player of the Year…*Professional Football Writers of America* Comeback Player of the Year…*Sporting News* Comeback Player of the Year…Pro Football Focus Second-Team All-Pro…Pro Football Journal Second-Team All-Pro…**at Denver (Sept. 11):** Returned from a knee injury that kept him out of 15 games in 2016 to start at WR and play 53 offensive snaps…Hauled in five passes for 35 yards (7.0 avg.) and a TD, the 17th of his career…Caught the five-yard TD in the middle of the end zone with just over eight minutes to play...**vs. Miami (Sept. 17):** Posted 100 yards on a team-high nine receptions (11.1 avg.), his first 100-yard game of the season and the 12th of his career…Started at WR, appearing on 49 offensive plays and contributing one on defense at the end of the first half...**vs. Kansas City (Sept. 24):** Started 40th game of career at WR and appeared in 61 plays on offense, posting 61 yards on five catches (12.2 avg.)…**vs. Philadelphia (Oct. 1):** Started at WR, playing 49 snaps and registering his second 100-yard game of the season…Totaled 138 yards on five receptions (27.6 avg.), including a 50-yard catch midway through the fourth quarter…At the time, it was the third-most receiving yards in a single game in his career and the first time he registered more than 115 yards on fewer than eight receptions…It was the 13th 100-yard performance of his career and the first to come on less than six receptions…It marked the fifth game of his career with 130-plus yards…Made the 50-yard grab on third down on a deep dig-route, hauling in a 15-yard pass and adding 35 yards after the catch to put the Chargers on the Philadelphia 11-yard line…**at New York Giants (Oct. 8):** Started at WR, hauling in a team-high 67 receiving yards on four receptions (16.8 avg.)…Appeared on 71 offensive snaps…Surpassed 3,000 career receiving yards, becoming the 16th Charger to reach that threshold…Marked the 22nd game of his career with 60-plus receiving yards…**at Oakland (Oct. 15):** Registered 45 yards on five receptions (9.0 avg.) after starting at WR…Appeared on 55 offensive plays…Hauled in his 14th and 15th third down catches to move the chains on the season, with both coming on the team's first scoring drive…On the first conversion, separated himself from zone coverage on a dig-route for a 28-yard catch-and-run…Tallied a 12-yard catch on third-and-nine for the second conversion…Provided downfield blocks on two 10-plus yard runs by RB Melvin Gordon…**vs. Denver (Oct. 22):** Saw action in the 45th game of his career, starting at WR…Played 47 snaps on offense…Totaled three receptions for 41 yards (13.7 avg.)…On third-and-seven in the second quarter, ran a corner-route to beat the coverage of CB Bradley Roby for a 19-yard gain to the Denver one-yard line, setting up a TD pass from QB Philip Rivers to RB Austin Ekeler on the following play…**at New England (Oct. 29):** Started the 45th game of his career at WR, playing 52 offensive snaps…Posted four catches for 61 yards (15.3 avg.), bringing his career total to 261

BEYOND THE BOLT

In April 2016, Allen co-hosted a two-day football camp for youth from the Kaiserslautern Military Community at Ramstein Air Base in Ramstein, Germany, with New York Jets WR Andre Roberts. It was Allen's first time visiting Europe. Allen and Roberts visited the USO's Warrior Center, signed autographs at Ramstein Air Base, visited the Landstuhl Regional Medical Center and spent time at the USO's Deployment Center for Active Duty Troops.

Allen is a majority stakeholder in Zen Enterprises, which manufactures Zen Sports Balm, a product that is used to relieve aches and pains associated with muscles and joints, especially for individuals suffering from arthritis, backaches, strains, sprains and bruises. Zen Enterprises' products are available in the United States and the company is expanding business to China this year.

An incredible self-motivator, Allen taught himself how to play golf while rehabbing from a torn ACL in the 2016 season opener. Recently, he played in the Inaugural Chargers Invitational at Riviera presented by Children's Hospital Los Angeles to raise money for the Chargers Community Foundation and CHLA. In addition to golf, Allen taught himself how to play the piano from YouTube videos after he was motivated to learn from seeing his friend perform.

receptions to pass TE Freddie Jones (260) for sole possession of 13th in team history…Hauled in a 16-yard catch on the first play from scrimmage on a deep out-route…In the third quarter, caught an 18-yard pass along the left sideline on third-and-three to convert for a first down, his 17th reception to move the sticks on third down of the year…**at Jacksonville (Nov. 12):** Saw action on 59 plays on offense after opening the game at WR…Finished with four catches for 48 yards (12.0 avg.)...Hauled in a 17-yard third down conversion in the second quarter on a dig-route…It marked his 21st catch on third down of the season and 18th that moved the chains…In the fourth quarter, registered the first carry of his career on an end-around for a five-yard gain…**vs. Buffalo (Nov. 19):** Started at WR, playing 53 snaps on offense and two on special teams, finishing with 12 catches for 159 yards (13.3 avg.) and two TDs, marking his 14th career 100-yard game and third of the season…The two scores tied a career high…Early in second quarter, caught a back-shoulder fade from Philip Rivers along right sideline in end zone for a 21-yard TD, sealing off CB Leonard Johnson to make the catch…At the time, his 159 yards were his second-most receiving yards in a single game while his 12 catches were the third-most of his career…In the second quarter, passed WR Vincent Jackson (273) for No. 12 on the team's career receptions list, finishing the game with 277 for his career…Later in the second quarter, hauled in a quick pass in the left flat before diving forward for a two-yard score…Late in second quarter, ran a post-route from the left side of the formation for a 29-yard gain into the red zone en route to a rushing TD by Melvin Gordon…Hauled in three receptions on third down, converting all for a first down…The three third down receptions gave him 90 for his career, passing Malcom Floyd for fifth-most in Chargers history since it started being tracked in 1991…Made one of his third down catches in the third quarter on a skinny-post before juking past S Jordan Poyer for a 15-yard gain…Added the second rushing attempt of his career, netting a three-yard gain…**at Dallas (Nov. 23):** Registered his second 100-yard receiving game in as many weeks and fourth of the season, notching the first back-to-back 100-yard performances of his career since Weeks 12 and 13 of the 2014 season…It also marked the first back-to-back performances with 10-plus receptions of his career…Finished with a career-high 172 receiving yards and a TD on 11 catches (15.6 avg.)…It marked the 15th 100-yard game of his career…Increased his career receiving yards to 3,544, passing WR John Jefferson (3,431) and WR Don Norton (3,486) for 14th in career receiving yards in team history…Registered the 20th TD catch of his career, tying TE Jacque MacKinnon for 15th in team history…On the score, ran an out-route in the fourth quarter, shaking off tackles by S Jeff Heath and CB Orlando Scandrick before turning upfield and juking by S Xavier Woods and CB Anthony Brown for a 42-yard TD…Made big plays throughout the day, breaking a tackle attempt by LB Anthony Hitchens on a dig-route for 14 yards…In the first quarter, came down with a jump-ball on a go-route over CB Jourdan Lewis…Hauled in five catches on third down, converting three for a first down, including an 18-yard gain on a post-route in the fourth quarter when matched up with Brown…Started at WR and appeared on 59 offensive plays…**vs. Cleveland (Dec. 3):** Appeared in the 50th game of his career, starting at WR and seeing action on 64 snaps on offense…With 10 catches for 105 yards (10.5 avg.) and a TD, became the first player in NFL history to record three-consecutive games with 10-plus receptions, 100-plus receiving yards and at least one TD catch…It marked the first three-game stretch of his career with 10-plus catches or 100-plus receiving yards…It was his fifth 100-yard performance on the season and the 16th in his career…With his first catch, moved into sole possession of 11th in career receptions in franchise annals, breaking a tie with WR Tony Martin (288)…In the third quarter, surpassed 1,000 yards on the season for the second time in his career on a 26-yard gain on fourth down…On the play, lined up split to the right side and ran a sluggo-route before catching a jump ball over CB Jason McCourty despite illegal contact…Three plays later on third-and-goal, ran a seam-route from the slot to haul in a TD catch…The score was his fifth of the season and 21st of his career, which moved him into a tie with TE Will Frazier and TE Dave Kocourek for 13th in team history…The score also marked Philip Rivers' 335th career TD pass, putting him in sole possession

of seventh in league annals to break a tie with New York Giants QB Eli Manning…Later in the third quarter, made his 77th catch of the season, tying his single-season career high set in 2014…**vs. Washington (Dec. 10):** Registered his fourth-straight 100-yard receiving game and sixth of the season, finishing with 111 yards on six catches (18.5 avg.)…It marked career game No. 17 with 100-plus receiving yards…The four-consecutive 100-yard performances tied for the second-longest streak in team history…Played 49 offensive snaps and one on special teams…Early in the first quarter, ran an out-route from the left slot for a six-yard reception, setting a new career high for catches in a season…Later in the opening quarter, hauled in a 21-yard gain down the left sideline on a go-route to advance the ball to the Washington eight-yard line, setting a career high for receiving yards in a season in the process…Posted a career-long 51-yard catch in the third quarter on a flea flicker, beating the defense deep on a go-route down the right sideline before being tripped up at the Washington one-yard line…**at Kansas City (Dec. 16):** Started at WR, marking the 50th start of his career…Played 47 snaps on offense before exiting with a back injury…Totaled 54 receiving yards on five catches (10.8 avg.)…Saw his four-game streak of 100-plus receiving yards come to an end…Moved to 11th in single-season receiving yards in Chargers history, ending the game with 1,197…Finished the game with 88 catches on the year, moving into a tie with Hall of Fame TE Kellen Winslow (1981, '83) for the fifth-most in a single season in team annals…Ran a deep out-route from the left slot in the third quarter for a 16-yard gain on third-and-10 for a first down…**at New York Jets (Dec. 24):** Started at WR, seeing action on 66 snaps on offense and one on defense…Posted five catches for 63 yards (12.6 avg.)…Added an INT on the final play of the first half, becoming the first player in NFL history to record 90-plus catches and an INT in the same season…Also became the third player in league annals to have 1,000-plus receiving yards and an INT in the same season, joining Don Hutson (1942) and Randy Moss (2009)…Brought his season total to 1,260 receiving yards, surpassing WR Wes Chandler (1,999 in 1985), Hall of Fame WR Lance Alworth (1,205 in 1963), Tony Martin (1,224 in 1989), Alworth (1,235 in 1964) and WR Anthony Miller (1,252 in 1989) for the sixth-most single-season receiving yards in Chargers history…The five receptions brought him to 93 for the season, good for No. 2 in a single season in team annals, passing Kellen Winslow (88 in 1981 and '83), Winslow (89 in 1980), TE Antonio Gates (89 in 2005) and Martin (90 in 1995)…**vs. Oakland (Dec. 31):** Registered nine catches for 133 yards (14.8 avg.) and a TD after starting at WR and playing 63 snaps on offense…It marked his seventh 100-yard performance of the season and 18th in his career…Added a TD in the second quarter on a miscellaneous fumble return…On the play, caught a fumble by Melvin Gordon out of the air and advanced the ball 27 yards for the score…Ran a fade-route to the back right corner of the end zone to bring in a six-yard TD catch over CB TJ Carrie at the end of the first half…The score marked his 22nd TD catch of his career, moving him into sole possession of 13th in Chargers history…On the first play of the third quarter, ran a shallow crossing-route with a double-move to get separation from LB NaVorro Bowman before hauling in the pass and juking by S Shalom Luani for a 23-yard gain…His nine catches brought his season total to 102, passing Hall of Fame RB LaDainian Tomlinson (100 in 2003) for the most in a season in Chargers history…It also brought his career catches to 323 to move past Malcom Floyd (321) for 10th in team annals…The 133 yards increased his season total to 1,393 to rank No. 2 in team history for a single season, passing Kellen Winslow (1,290 in 1980), Lance Alworth (1,312 in 1968), John Jefferson (1,340 in 1980) and Alworth (1,383 in 1966)…Moved ahead of RB Ronnie Harmon (3,928) and Tomlinson (3,955) with 4,010 career receiving yards for 11th in Chargers history.

2016: Returned from a kidney injury that kept him out the final eight games of 2015 to post 63 receiving yards on six catches (10.5 avg.) in the first half of the season opener before suffering a season-ending knee injury…Placed on injured reserve on Sept. 12…**Awards:** Ed Block Courage Award…**vs. Kansas City (Sept. 11):** Started at WR and hauled in six passes for 63 yards (10.5 avg.) in the first half before suffering a season-ending knee injury.

2015: Hauled in 67 passes for 725 yards (10.8 avg.) and four TDs in eight starts, playing only in the first eight contests before suffering a season-ending kidney injury…His 67 receptions tied for the third-most in NFL history midway through a season…Became the first player in NFL history with 12-plus catches in three of a team's first six games in a season (Week 1 vs. Detroit, Week 3 at Minnesota and Week 6 at Green Bay)…Tied Hall of Fame TE Kellen Winslow's (Oct. 7, 1984) team-record 15 catches against Detroit in the season opener…Placed on injured reserve on Nov. 3…**Awards:** Chargers Offensive Player of the Year…**vs. Detroit (Sept. 13):** Posted 15 catches for a then-career-high 166 yards (11.1 avg.), the most by any player on NFL Kickoff Weekend since the 1970 NFL-AFL merger…His 15 receptions tied Kellen Winslow (Oct. 7, 1984) for the most single-game catches in team annals and the 11th-most in league history…Helped the team overcome an 18-point deficit to win…Hauled in a 15-yard catch on third-and-10 early in the fourth quarter to keep the go-ahead TD drive alive…Later on the same drive, corralled a 20-yard pass on third-and-19 to get to the Detroit 22-yard line…**at Minnesota (Sept. 27):** Tied a career high with two TDs while posting 133 yards on 12 catches (11.1 avg.)…**vs. Cleveland (Oct. 4):** With four catches for 72 yards (18.0 avg.) and a TD, brought his season receptions total to 33, tying TE Antonio Gates (2007) for the most through the first four games of a season in team history…**at Green Bay (Oct. 18):** Caught 14 passes on 15 targets for 157 yards (11.2 avg.), including six receptions in the first quarter and

11 in the first half…Suffered a hip injury in the second half and did not return…**at Baltimore (Nov. 1):** Caught five passes for 35 yards (7.0 avg.) and a TD…Suffered a season-ending kidney injury on the 13-yard TD catch…Hauled in catches on the TD drive to convert third-and-three and third-and-five situations.

2014: Started in all 14 games that he played in, setting a then-career-high with 77 catches that went for 783 yards (10.2 avg.) and four TDs…**vs. Jacksonville (Sept. 28):** Hauled in 10 passes for a season-high 135 yards (13.5 avg.)…**at Oakland (Oct. 12):** Set up the game-winning drive with a career-long 29-yard punt return as the Chargers punched it in for a TD six plays later…**at Denver (Oct. 23):** Led the team with nine catches for 73 yards (8.1 avg.) and his first TD of the season…**vs. St. Louis (Nov. 23):** Hauled in the game-winning TD and a team-high 104 yards on six catches (17.3 avg.)…**at Baltimore (Nov. 30):** Registered a team-high 11 receptions for 121 yards (11.0 avg.) and a season-high two TDs in a one-point victory…Targeted a season-high 15 times…His second TD was a 23-yard score late in the fourth quarter to bring the Chargers within three points…On the game-winning series, hauled in three catches for 33 yards…**vs. Denver (Dec. 14):** Suffered an ankle injury in the second quarter…Returned to action in the third quarter, but left shortly after and did not return…Also suffered a shoulder injury…Finished with 18 yards on three catches (6.0 avg.)…**at San Francisco (Dec. 20):** Inactive (ankle, shoulder).

2013: Named Offensive Rookie of the Year by the *Professional Football Writers of America*…Earned *PFWA* All-Rookie honors…Recognized as Rookie of the Year by *Sporting News*…Named Pepsi Next Rookie of the Year in a fan vote…Voted by fans as Pepsi Next Rookie of the Week for his efforts in a Week 6 win against the Colts: Nine catches for 107 yards (11.9 avg.) and a TD…Recognized by fans a second time as Pepsi Next Rookie of the Week for posting a season-high 124 yards on nine catches (13.8 avg.) in a three-point victory over Kansas City in Week 12…Voted by fans to his third Pepsi Next Rookie of the Week during a Week 15 win over Denver: Registered a pair of TD catches, one that went for 19 yards and one that went for 10 yards…Capped off the regular season in a Week 17 overtime victory against the Chiefs by receiving his fourth Pepsi Next Rookie of the Week award in a vote by fans, posting 89 yards on five catches (17.8 avg.)…Appeared in 15 games with 14 starts…Posted 71 catches for 1,046 yards (14.7 avg.) and eight TDs…Registered five 100-yard performances, setting a team rookie record…His 71 catches were the most by a rookie in Chargers history, passing Hall of Fame RB LaDainian Tomlinson's 59 in 2001…Became just the fifth rookie since 2000 to post a 1,000-yard season…Late in the season, posted five TD catches in three games, tying the most by a Chargers WR in a three-game stretch since 1996…Twice posted back-to-back 100-yard performances, a feat that hadn't been accomplished by a Chargers rookie since WR Don Norton did so in 1960…Started both playoff contests, registering eight catches for 163 yards (20.4 avg.) and two TDs…Entered the postseason record books with a 142-yard, two-TD performance in the AFC Divisional…It marked the first two-TD catch playoff game by a Charger since Hall of Fame TE Kellen Winslow (Jan. 9, 1983) did so in an AFC Wild Card victory at Pittsburgh…The 142 yards tied Philadelphia TE Keith Jackson (1988) for the second-most by a rookie in a playoff game in league history…**Awards:** *Professional Football Writers of America* Offensive Rookie of the Year…*PFWA* All-Rookie…*Sporting News* Rookie of the Year…Pepsi Next Rookie of the Year…*Sports Illustrated* Offensive Rookie of the Year…CBSSports.com Offensive Rookie of the Year…Pepsi Next Rookie of the Week (Weeks 6, 12, 15 and 17)…**at Philadelphia (Sept. 15):** Appeared in the first NFL game of his career, posting his first two receptions for 34 yards (17.0 avg.)…Both catches moved the chains on scoring drives, with the first going for 18 yards on third-and-11 and the second good for 16 on third-and-seven…**at Tennessee (Sept. 22):** Started the first game of his career at WR…**vs. Dallas (Sept. 29):** Posted five catches for 80 yards (16.0 avg.) after opening at WR…Sustained the first scoring drive of the game with a 31-yard reception on third-and-eight…**at Oakland (Oct. 6):** Started at WR, hauling in the first TD of his career and registered his first 100-yard game (155 yards and a TD on six catches)…**vs. Indianapolis (Oct. 14):** Voted by fans as Pepsi Next Rookie of the Week…Set a season high with nine catches for 107 yards (11.9 avg.) and the second TD catch of his career…The 107 yards marked his second-straight 100-yard performance, becoming just the second Chargers rookie with back-to-back 100-yard receiving games, joining Don Norton (1960)…**at Washington (Nov. 3):** Started at WR, posting a season-high 128 yards and a TD on eight catches (16.0 avg.)…The game marked his third 100-yard performance of the season…Contributed on game-tying field goal drive that sent the game to overtime by hauling in a 22-yard pass on fourth-and-two…**at Kansas City (Nov. 24):** Named Pepsi Next Rookie of the Week for the second time following a fan vote…Started at WR and led all players with nine receptions for 124 yards (13.8 avg.) with eight catches and 104 yards coming in the first half…Set a team rookie record with his fourth 100-yard game of the season…**vs. Cincinnati (Dec. 1):** Posted his fifth 100-yard game of the season and his second in as many weeks, marking two back-to-back 100-yard performances during the season…Finished with game highs in catches (eight) and receiving yards (106) for a 13.3 yards-per-reception average…**vs. New York Giants (Dec. 8):** With 59 yards and two TDs on three catches (19.7 avg.), registered the first multi-TD game of his career…Both TD catches (43 and four yards, respectively) came on third down plays helping the team jump to a 24-point lead…Brought his season total to 61 receptions, passing LaDainian Tomlinson (59 in 2001) for the most by a rookie in Chargers history…**at Denver (Dec. 12):** Voted by fans as Pepsi

Next Rookie of the Week for the third time…Started at WR and posted TD catches of 19 and 10 yards on third down in the second quarter…**vs. Oakland (Dec. 22):** Hauled in three passes for 26 yards (8.7 avg.) and a TD after opening the game at WR…The four-yard TD catch in the third quarter broke a 10-10 tie and proved to be the game-winning score in the 26-13 victory… It marked his fifth TD catch in three games, tying the most by a Chargers WR in a three-game stretch since 1996…**vs. Kansas City (Dec. 29):** Capped off the regular season by winning the fan vote for his fourth Pepsi Next Rookie of the Week…Led the team with 89 yards on five catches (17.8 avg.)…Brought his season total to 1,046 receiving yards, good for No. 1 on the team and setting a Chargers rookie record…Eclipsed the 1,000-yard mark on a 38-yard catch to set up the game-tying field goal late in the fourth quarter… **at Cincinnati (AFC Wild Card, Jan. 5):** Started at WR in the first postseason game of his career… Registered two catches for 21 yards (10.5 avg.) with both receptions extending scoring drives on third down…**at Denver (AFC Divisional, Jan. 12):** Tied a team postseason record with two TDs and posted the second-most receiving yards in Chargers playoff history (142) on six catches (23.7 avg.)…The TD catches each went for 16 yards in the fourth quarter… Set up his second score with a 49-yard catch-and-run on fourth-and-five…It marked the first two-TD catch playoff game by a Charger since Kellen Winslow (Jan. 9, 1983) did so in an AFC Wild Card victory at Pittsburgh…The 142 yards tied Keith Jackson (1988) for the second-most by a rookie in a playoff game in league history.

COLLEGE: Played three seasons (2010-12) at California, hauling in a school-record 205 passes for 2,570 yards (12.5 avg.) and 17 TDs…Added 30 carries for 230 yards (7.7 avg.) and two TDs…Returned 21 punts for 252 yards (12.0 avg.), including one that went for a TD…Honorable mention All-Pacific-12 as a junior…Earned third-team All-America, first-team All-Pac-12 and Bear Backers MVP honors as a sophomore in 2011…Recognized as second-team All-Pacific-10 as a freshman…Named Pac-10 Special Teams Player of the Week vs. Arizona State as a freshman…Received the College Football Performer of the Week four times in his career, including three as a WR and one as a punt returner.

PERSONAL: Given name Keenan Alexander Allen…Nickname is 'Slayer'…Born in Greensboro, N.C. …Has two daughters, Kamari and Kaliyah… Half-brother, Zach Maynard, threw passes to him in college at California…Maynard transferred to Cal from the University of Buffalo, and the pair combined for the longest pass play in school annals, a 90-yard score in 2011 against the Washington Huskies… Close friends with WR Marvin Jones, who hosted him on a recruiting trip to California before becoming college teammates…Taught himself to play the piano using YouTube videos and has considered a career in the music industry…Taught himself how to golf when recovering from a torn ACL in the 2016 season opener…Co-hosted a two-day football camp at Ramstein Air Base in Ramstein, Germany, spending time with Active Duty Troops…Hosted a youth football camp at his alma mater, North Guilford High…Sponsors a 15-and-under AAU basketball team with the nickname 'Slayers,' like his own moniker... In 2016, teamed up with the Boys & Girls Club to introduce the program 'Catches for Kids,' where supporters can pledge donations for each catch made in-season…Majority stakeholder of Zen Enterprises… Earned a degree in African-American studies from California…**High School:** Graduated from North Guilford High in Greensboro, N.C., after spending his first two prep seasons across town at Grimsley High… Earned All-America honors from *USA Today* as a senior and led the school to a 3A Mid-State Conference Title…Recognized as an All-State selection as a junior…Played alongside Maynard his freshman and sophomore years…Lettered four years in football and two in track & field.

KEENAN ALLEN NFL STATISTICS

				— Receiving —					— Rushing —					— Total —
Year	Team	GP	GS	No.	Yds	Avg.	Lg	TD	Att	Yds	Avg.	Lg	TD	Offense
2013	San Diego	15	14	71	1,046	14.7	43t	8	0	0	—	—	0	1,046
2014	San Diego	14	14	77	783	10.2	35	4	0	0	—	—	0	783
2015	San Diego	8	8	67	725	10.8	38	4	0	0	—	—	0	725
2016	San Diego	1	1	6	63	10.5	15	0	0	0	—	—	0	63
2017	Los Angeles Chargers	16	15	102	1,393	13.7	51	6	2	9	4.5	6	0	1,402
NFL Totals		**43**	**40**	**722**	**2,743**	**3.8**	**87t**	**18**	**132**	**1,087**	**8.2**	**49**	**6**	**3,830**

		— Kickoff Returns —					— Punt Returns —						— All-Purpose —
Year	Team	No.	Yds	Avg.	Lg	TD	No.	FC	Yds	Avg.	Lg	TD	Yards
2013	San Diego	0	0	—	—	0	15	13	125	8.3	28	0	1,171
2014	San Diego	0	0	—	—	0	11	11	99	9.0	29	0	882
2015	San Diego	0	0	—	—	0	3	4	5	1.7	5	0	730
2016	San Diego	0	0	—	—	0	0	0	0	—	—	0	63
2017	Los Angeles Chargers	0	0	—	—	0	0	0	0	—	—	0	1,402
Postseason Totals		**0**	**0**	—	—	**0**	**29**	**28**	**229**	**7.9**	**29**	**0**	**4,248**

POSTSEASON

				— Receiving —					— Rushing —					— Total —
Year	Team	GP	GS	No.	Yds	Avg.	Lg	TD	Att	Yds	Avg.	Lg	TD	Offense
2013	San Diego	2	2	8	163	20.4	49	2	0	0	—	—	0	163

		— Kickoff Returns —					— Punt Returns —						— All-Purpose —
Year	Team	No.	Yds	Avg.	Lg	TD	No.	FC	Yds	Avg.	Lg	TD	Yards
2013	San Diego	0	0	—	—	0	0	2	0	—	—	0	163

KEENAN ALLEN GAME-BY-GAME

2017		Receiving					Punt Returns				
Date	Opp	No.-Yds	Avg.	Lg	TD	TDs	No.-Yds	FC	Avg.	Lg	TD
09/11	at Den*	5-35	7.0	9	1	5	0-0	0	0	0	0
09/17	Mia*	9-100	11.1	24	0		0-0	0	0	0	0
09/24	KC*	5-61	12.2	17	0		0-0	0	0	0	0
10/01	Phi*	5-138	27.6	50	0		0-0	0	0	0	0
10/08	at NYG*	4-67	16.8	18	0		0-0	0	0	0	0
10/15	at Oak*	5-45	9.0	28	0		0-0	0	0	0	0
10/22	Den*	3-41	13.7	19	0		0-0	0	0	0	0
10/29	at NE*	4-61	15.3	18	0		0-0	0	0	0	0
11/12	at Jax*	4-48	12.0	19	0		0-0	0	0	0	0
11/19	Buf*	12-159	13.3	29	2	21, 2	0-0	0	0	0	0
11/23	at Dal*	11-172	15.6	42t	1	42	0-0	0	0	0	0
12/03	Cle*	10-105	10.5	26	1	7	0-0	0	0	0	0
12/10	Was	6-111	18.5	51	0		0-0	0	0	0	0
12/16	at KC*	5-54	10.8	15	0		0-0	0	0	0	0
12/24	at NYJ*	5-63	12.6	20	0		0-0	0	0	0	0
12/31	Oak*	9-133	14.8	28	1	27	0-0	0	0	0	0
Totals		**102-1,393**	**13.7**	**51**	**6**		**0-0**	**0**	**0**	**0**	**0**

2016		Receiving					Punt Returns				
Date	Opp	No.-Yds	Avg.	Lg	TD	TDs	No.-Yds	FC	Avg.	Lg	TD
09/11	at KC	6-63	10.5	15	0		0-0	0	0.0	0	0

Reserve-Injured (9/18 vs. Jax, 9/25 at Ind, 10/2 vs. NO, 10/9 at Oak, 10/13 vs. Den, 10/23 at Atl, 10/30 at Den, 11/6 vs. Ten, 11/13 vs. Mia, 11/27 at Hou, 12/4 vs. TB, 12/11 at Car, 12/18 vs. Oak, 12/24 at Cle, 1/1 vs. KC)

2015		Receiving					Punt Returns				
Date	Opp	No.-Yds	Avg.	Lg	TD	TDs	No.-Yds	FC	Avg.	Lg	TD
09/13	Det*	15-166	11.1	21	0		0-0	0	0.0	0	0
09/20	at Cin*	2-16	8	13	0		1-0	0	0	0	0
09/27	at Min*	12-133	11.1	34t	2		1-0	2	0	0	0
10/04	Cle*	4-72	18	31	1		1-5	2	5	5	0
10/12	Pit*	6-57	9.5	20	0		0-0	0	0.0	0	0
10/18	at GB*	14-157	11.2	38	0		0-0	0	0	0	0
10/25	Oak*	9-89	9.9	18	0		0-0	0	0.0	0	0
11/01	at Bal*	5-35	7	13t	1		0-0	0	0.0	0	0
Totals		**67-725**	**10.8**	**38**	**4**		**3-5**	**4**	**1.7**	**5**	**0**

Reserve-Injured (11/9 vs. Chi, 11/22 vs. KC, 11/29 at Jax, 12/6 vs. Den, 12/13 at KC, 12/20 vs. Mia, 12/24 at Oak, 1/3 at Den)

2014		Receiving					Punt Returns				
Date	Opp	No.-Yds	Avg.	Lg	TD	TDs	No.-Yds	FC	Avg.	Lg	TD
Sept. 8	at Ari*	5-37	7.4	12	0		0-0	0	0.0	0	0
Sept. 14	Sea*	5-55	11	14	0	0-0	0	0	0	0	
Sept. 21	at Buf*	2-17	8.5	11	0	0-0	0	0	0	0	
Sept. 28	Jax*	10-135	13.5	24	0	0-0	0	0	0	0	
Oct. 5	NYJ*	3-25	8.3	11	0		1-10	2	10.0	10	0
Oct. 12	at Oak*	3-27	9	19	0		1-29	0	29	29	0
Oct. 19	KC*	6-58	9.7	18	0		0-0	1	0.0	0	0
Oct. 23	at Den*	9- 73	8.1	19	1	2	1-6	3	6.0	6	0
Nov. 2	at Mia*	4-47	11.8	17	0		0-0	2	0.0	0	0
Nov. 16	Oak*	8-63	7.9	13	0		4-44	2	11	17	0
Nov. 23	STL*	6-104	17.3	35	1	29	1-0	0	0.0	0	0
Nov. 30	at Bal*	11-121	11	23t	2	12, 23	0-0	0	0.0	0	0
Dec. 7	NE*	2-3	1.5	3	0		2-7	1	3.5	7	0
Dec. 14	Den*	3-18	6	7	0		1-3	0	3.0	3	0
Dec. 20	at SF	Inactive									
Dec. 28	at KC	Inactive									
Totals		**77-783**	**10.2**	**35**	**4**		**11-99**	**11**	**9**	**29**	**0**

2013		Receiving					Punt Returns				
Date	Opp	No.-Yds	Avg.	Lg	TD	TDs	No.-Yds	FC	Avg.	Lg	TD
09/09	Hou	Did Not Play									
09/15	at Phi	2-34	17.0	18	0		0-0	0	0	0	0
09/22	at Ten*	1-(-4)	-4.0	3	0		0-0	0	0	0	0
09/29	Dal*	5-80	16.0	31	0		0-0	0	0	0	0
10/06	at Oak*	6-115	19.2	30	1	7	1-21	0	21.0	21	0
10/14	Ind*	9-107	11.9	22t	1	22	0-0	1	0.0	0	0
10/20	at Jax*	3-67	22.3	36	0		1-11	0	11.0	11	0
11/03	at Was*	8-128	16.0	22	1	16	0-0	1	0.0	0	0
11/10	Den*	4-41	10.3	18	0		0-0	3	0.0	0	0
11/17	at Mia*	3-45	15.0	17	0		2-34	1	17.0	21	0
11/24	at KC*	9-124	13.8	29	0		1-5	2	5.0	5	0
12/01	Cin*	8-106	13.3	22	0		1-0	2	0.0	0	0
12/08	NYG*	3-59	19.7	43t	2	43, 4	2-2	0	1.0	2	0
12/12	at Den*	2-29	14.5	19t	2	19, 10	2-11	1	5.5	6	0
12/22	Oak*	3-26	8.7	18	1	4	3-35	1	11.7	28	0
12/29	KC*	5-89	17.8	38	0		2-6	1	3.0	7	0
Totals		**71-1,046**	**14.7**	**43t**	**8**		**15-125**	**13**	**8.3**	**28**	**0**
01/05	at Cin*+	2-21	10.5	12	0		0-0	2	0.0	0	0
01/12	at Den*+	6-142	23.7	49	2		0-0	0	0.0	0	0
Totals		**8-163**	**20.4**	**49**	**2**		**0-0**	**2**	**0.0**	**0**	**0**

* Denotes starter

\+ Denotes postseason game

JOE BARKSDALE

TACKLE **LOUISIANA STATE**

6-5 | 326 LBS | DETROIT, MICH.

FREE AGENT - 2015

EXPERIENCE: 8TH NFL SEASON

4TH YEAR WITH CHARGERS

CAREER HIGHLIGHTS

- *Part of a line that kept QB Philip Rivers upright to throw for 4,515 yards and 28 touchdowns with 10 interceptions on 360-of-575 passing (96.0 passer rating) last season.*
- *Provided protection for Rivers to reach 342 career passing touchdowns, tying Hall of Fame QB Fran Tarkenton for sixth in NFL history, 50,348 career regular-season passing yards, finishing the season ranked ninth on the all-time passing yards list, and 4,171 completions, good for seventh on the all-time completions list.*
- *Last season, blocked for RB Melvin Gordon to rush for 1,105 yards and eight touchdowns on 284 attempts (3.9 avg.) for his first 1,000-yard rushing season.*
- *Member of an offensive line that allowed the fewest sacks in the NFL (18) in 2017.*
- *In 2016, started 15 games at RT and was part of a line that blocked for the team's first back-to-back games with 150-plus rushing yards (Week 1 at Kansas City and Week 2 vs. Jacksonville) since 2007.*
- *Named Chargers Lineman of the Year in 2015, his first season with the team, after starting all 16 contests at RT.*

AWARDS AND HONORS

2015: *Chargers Lineman of the Year*

CAREER TRANSACTIONS

2011: *Selected by Oakland Raiders in the third round (92nd overall) of NFL Draft, April 29 (pick acquired from New England along with a fourth-round choice for Raiders' seventh-round pick and 2012 second-round selection)…Signed rookie contract, July 28.*
2012: *Waived by Raiders, Sept. 26…Claimed off waivers by St. Louis Rams, Sept. 27.*
2015: *Signed by San Diego Chargers as unrestricted free agent, May 15.*
2016: *Signed contract extension, March 7.*

2017: Started 11 games at RT, missing five due to a foot injury…Blocked for QB Philip Rivers to reach 342 career passing TDs, tying Hall of Fame QB Fran Tarkenton for sixth in NFL history…Allowed time for Rivers to reach 50,000 career regular-season passing yards, finishing the season ranked ninth on the all-time passing yards list with 50,348…Provided protection for Rivers to finish the year with 4,171 completions, good for seventh on the all-time completions list…Member of an offensive line that allowed the fewest sacks in the NFL (18)…Saw action on 46 special teams plays...**at Denver (Sept. 11):** Started at RT, playing on all 59 offensive snaps…Part of a line that allowed one sack against a Denver defense that posted a league-high 94 sacks over the previous two seasons (2015-16)…Allowed time for Philip Rivers to throw for three TDs, the 49th game of his career with three-plus TD passes...**vs. Miami (Sept. 17):** Opened the game at RT, appearing on 41 plays on offense before departing with a foot injury…Protected Philip Rivers as he threw for 331 yards and a TD on 31-of-39 passing (110.6 passer rating)…Rivers' 79.5 completion percentage was his highest since posting a percentage of 82.9 vs. Detroit to open the 2015 season (Sept. 13)…**vs. Kansas City (Sept. 24):** Inactive (foot)...**vs. Philadelphia (Oct. 1):** Returned to the starting lineup at RT after missing a game due to injury, marking the 65th start of his career…Played 56 snaps on offense…Protected Philip Rivers to complete 22-of-38 pass attempts for 347 yards and two TDs (105.9 passer rating), his second 300-yard performance of the season and 53rd of his career…**at New York Giants (Oct. 8):** Started at RT, appearing in 69 offensive plays…Helped block for RB Melvin Gordon to post 105 rushing yards on 20 attempts (5.3 avg.), and register 58 receiving yards and two TDs on a game-high six catches (9.7 avg.)…Part of a unit that did not allow a sack on the day, allowing Philip Rivers time to throw for 258 yards and three TDs, marking his second three-TD performance of the season and 50th of his career…Protected Rivers to surpass 47,000 career yards and move ahead of Fran Tarkenton to rank 10th in career passing yards in league annals…**at Oakland (Oct. 15):** Started at RT, playing 51 offensive plays…It marked the 90th game played of his career…Opened holes for Melvin Gordon to post his second-consecutive game with 150-plus yards from scrimmage…On the first play from scrimmage, had a key block on DT Eddie Vanderdoes to spring Gordon free for a 13-yard gain…Part of a unit that allowed one sack, keeping Philip Rivers upright to complete 25-of-36 passes for 268 yards and a TD

BEYOND THE BOLT

Following the 2017 season, spoke on numerous television programs and publications, including the Los Angeles Times and, "Ellen," about his battles with depression and mental health.

In 2015, Barksdale visited the Fender guitar factory in Corona, Calif., which was profiled on ESPN's NFL Countdown prior to the Chargers appearing on ESPN's Monday Night Football against Chicago. Fender presented him with a commemorative guitar of Jimi Hendrix, one of Barksdale's music idols. He added the guitar to his collection and has played it at over 20 events.

Barksdale's band, "Yours Truly," hosted a weekly open jam session at Humphrey's in San Diego throughout 2016. Profits from the jam sessions helped support the Fender Music Foundation, a nonprofit organization that supports music and education programs in schools.

A long-time supporter of the Boys & Girls Club, Barksdale took 50 children on a holiday shopping spree in December 2015. He purchased gifts for the children and their families at a Southern California J.C. Penney.

(100.2 passer rating)…It marked Rivers' third game of the season with a passer rating above 100…**vs. Denver (Oct. 22):** Inactive (foot)…**at Dallas (Nov. 23):** Returned from injury to start at RT and play all 68 snaps on offense…Part of a line that allowed Philip Rivers to throw for 434 yards and three TDs on 27-of-33 passing (81.8 pct.) for a 149.1 passer rating…It marked the ninth 400-yard game, 54th 300-yard game and 51st three-TD game of Rivers' career…The 149.1 passer rating ranked third in his career…On the first TD pass, provided Rivers time to move through his progressions to find TE Hunter Henry in the middle of the end zone matched up with S Byron Jones for a three-yard score…**vs. Cleveland (Dec. 3):** Played 67 snaps on offense after opening the contest at RT…Blocked for Philip Rivers to complete 31 passes on 43 attempts (72.1 pct.) for 344 yards and a TD (103.2 passer rating), marking the 55th 300-yard game of Rivers' career…Protected Rivers to reach 3,000 yards on the year for the 12th-consecutive season, which also brought his career total past 49,000…The victory gave Rivers 103 for his career, good for sole possession of 13th in league history, breaking a tie with Hall of Fame QB Warren Moon…**vs. Washington (Dec. 10):** Started at RT and played 63 snaps on offense…Provided protection for Philip Rivers to post the 104th victory of his career and pass Warren Moon (49,324) for ninth in all-time passing yards…Blocked for Rivers to post 319 passing yards and two TDs on 18-of-31 passing (58.1 pct.) for a 114.9 passer rating, marking his 56th career game of 300-plus passing yards…**at Kansas City (Dec. 16):** Played 42 snaps on offense after opening the game at RT…Blocked for Melvin Gordon to post 78 rushing yards and a TD on 19 attempts (4.1 avg.) and six catches for 91 yards (15.2 avg.)…Gordon's 169 yards from scrimmage were a season high and ranked second in his career…**at New York Jets (Dec. 24):** Started at RT, playing all 73 snaps on offense…Provided time for Philip Rivers to pass Hall of Fame QB John Elway (4,123) for eighth on the all-time completions list, finishing 22-of-40 passing (55.0 pct.) for 290 yards and a TD (86.5 passer rating)…It marked Rivers' ninth 4,000-yard season of his career, becoming the fourth QB in NFL history to achieve 4,000 yards in nine-plus seasons (Peyton Manning with 14, Drew Brees with 12 and Tom Brady with nine)…Blocked for Melvin Gordon to post 81 rushing yards and a TD on 19 carries (4.3 avg.) and haul in three catches for 47 yards (15.7 avg.), allowing Gordon to surpass 1,000 rushing yards for the first season of his career…**vs. Oakland (Dec. 31):** Started at RT, appearing on all 70 offensive snaps…Protected Philip Rivers to throw for 387 yards and three TDs on 28-of-37 passing (75.7 pct.) for a 135.8 passer rating…It marked Rivers' 57th 300-yard game and his 52nd three-TD game…Rivers' three TD passes brought his career total to 342, tying Fran Tarkenton for sixth in NFL history…Provided time for Rivers to eclipse 50,000 career regular-season passing yards, making him the ninth player in league annals to do so…Blocked for Melvin Gordon to register 93 rushing yards on 17 attempts (5.5 avg.) and six catches for 31 receiving yards (5.2 avg.)…The rushing yardage pushed Gordon into seventh in career rushing yards in Chargers history.

2016: Started 15 games at RT, missing one due to a foot injury…Part of a line that blocked for the team's first back-to-back games with 150-plus rushing yards (Week 1 at Kansas City and Week 2 vs. Jacksonville)

since 2007…Blocked for a rushing attack that posted six games with 100-plus rushing yards, including a 200-yard performance in Week 9 vs. Tennessee…**at Kansas City (Sept. 11):** Part of a unit that blocked for 155 rushing yards…**vs. Jacksonville (Sept. 18):** Paved the way for the ground game to total 150 yards, marking the first back-to-back 150-yard rushing games by a Chargers team since 2007…It also marked the team's first back-to-back 150-yard rushing games to open a season since 2006…**vs. New Orleans (Oct. 2):** Started at RT but shifted to LT when T Chris Hairston suffered an injury in the second quarter…**at Oakland (Oct. 9):** Inactive (foot)…**vs. Tennessee (Nov. 6):** Part of a line that blocked for the offense to total 208 rushing yards and allowed just one sack on 34 dropbacks as QB Philip Rivers threw for 275 yards and two TDs…**vs. Miami (Nov. 13):** Started at RT, but exited in the fourth quarter with a groin injury and did not return.

2015: Named Chargers Lineman of the Year in his first season with the team, finishing with 16 starts at RT while blocking for QB Philip Rivers to pass for a career-high 4,792 yards and 29 TDs…**vs. Detroit (Sept. 13):** Part of a line that provided time for Philip Rivers to pass for 403 yards while allowing just two sacks…**at Minnesota (Sept. 27):** Started at RT, but slid to LT after T King Dunlap left the game with a concussion…**vs. Cleveland (Oct. 4):** Opened the game at RT and was part of a unit that surrendered two sacks while protecting Philip Rivers to post 358 yards and three TDs…**vs. Pittsburgh (Oct. 12):** Shifted to LT after starting at RT when T Chris Hairston suffered an ankle injury…**at Green Bay (Oct. 18):** Played the entire game at RT, helping provide time for Philip Rivers to set team records for attempts (65), completions (43) and yards (503)…**at Baltimore (Nov. 1):** Played at both LT and RT after starting at RT due to injuries along the offensive line…**vs. Kansas City (Nov. 22):** Started at RT before suffering a hip injury in the third quarter…**at Jacksonville (Nov. 29):** Started at RT and played all 71 offensive snaps…Was part of a line that allowed two sacks on 45 total dropbacks as Philip Rivers passed for 300 yards and four TDs…**vs. Denver (Dec. 6):** Suffered a back injury and did not return…Started at RT…**vs. Miami (Dec. 20):** Started at RT, blocking for the team to rush for a season-high 140 yards…Part of a unit that allowed just one sack and protected Philip Rivers to throw for 311 yards and three TDs…**at Oakland (Dec. 24):** Started at RT and saw action at LT in the third quarter when Chris Hairston suffered an abdominal injury…**at Denver (Jan. 3):** Started at RT before briefly departing with an ankle injury in the fourth quarter.

2014: Started every game at RT…**vs. Seattle (Oct. 19):** Part of a line that did not allow any sacks against the defending world champions…**vs. Oakland (Nov. 30):** Helped block for a rushing attack to total a season-high 172 yards.

2013: Played in 16 games with 13 starts…Took over as the starting RT after Week 3 due to injuries on the offensive line…**at Atlanta (Sept. 15):** Took over at RT after T Rodger Saffold suffered an injury…Protected QB Sam Bradford to throw for 352 yards, which was the second-highest total of his career at the time…**vs. Dallas (Sept. 22):** Made his first start of the season…**vs. Chicago (Nov. 24):** Part of a line that paved the way to allow three rookie rushers to rack up 261 scrimmage yards and three TDs…**at Arizona (Dec. 8):** Played, but did not start.

2012: Appeared in six games with two starts for St. Louis…**vs. Seattle (Sept. 30):** Made his Rams debut…**vs. Green Bay (Oct. 21):** Registered the first start of his career, opening at LT…**vs. New England (Oct. 28):** Made his second start at LT in as many weeks.

2011: Saw action in all 16 games primarily on special teams...**vs. Denver (Sept. 12):** Made his NFL debut on ESPN's *Monday Night Football*…Provided protection on K Sebastian Janikowski's record-tying 63-yard field goal at the end of the first half.

COLLEGE: Played four seasons (2007-10) at Louisiana State, totaling 53 games played with 39 starts…As a true freshman in 2007, played in all 14 games for the Tigers as they went on to win the BCS National Championship…26 of his starts came at RT with 13 at LT…Earned second-team All-Southeastern Conference recognition as a senior and was named SEC Lineman of the Week following his performance against Mississippi…Was the first-ever Louisiana State player from Michigan…Switched to the offensive line after beginning his career on the defensive line.

PERSONAL: Given name Joseph Barksdale…Born in Detroit, Mich. …Married his wife, Brionna, in March 2015…They knew each other since the third grade and the couple has a one-year old daughter, Kennedy…Took up guitar and became an accomplished blues musician, playing at his own wedding reception…Has contributed proceeds from jam sessions with his band, 'Yours Truly' to the Fender Music Foundation…Supported Hurricane Harvey relief and the Boys & Girls Club by shopping for victims and underprivileged families…Earned a degree in pre-law from Louisiana State…**High School:** Earned All-America honors as a senior at Cass Tech High in Detroit, Mich. …Was invited to play in the U.S. Army All-America Bowl and named to *Detroit News*' 'Dream Team' as a senior…Was an All-City selection as a junior…As a senior, received the 2007 Watkins Award, which is presented by the National Alliance of African-American Athletes.

JOE BARKSDALE NFL GAMES

Year	Team	GP	GS
2011	Oakland	16	0
2012	St. Louis	6	2
2013	St. Louis	16	13
2014	St. Louis	16	16
2015	San Diego	16	16
2016	San Diego	15	15
2017	Los Angeles Chargers	11	11
NFL Totals		**96**	**73**

TRAVIS BENJAMIN

WIDE RECEIVER/PUNT RETURNER MIAMI

5-10 | 175 LBS | BELLE GLADE, FLA.

UFA (CLEVELAND) - 2016

EXPERIENCE: 7TH NFL SEASON

3RD YEAR WITH CHARGERS

12

CAREER HIGHLIGHTS

- *Four-time AFC Special Teams Player of the Week (Week 7 of 2017; Week 2 of 2015; Week 5 of 2013; Week 14 of 2012).*
- *Recorded six performances with 100-plus receiving yards and two games with 100-plus punt return yards.*
- *With a 42-yard touchdown catch and a 65-yard punt return for a touchdown in the home game against Denver last season, became just the second Charger in history to score a touchdown on a reception and punt return in the same game, joining WR Eric Metcalf (Nov. 30, 1997 vs. Denver).*
- *Was the second player (WR Tavon Austin) in NFL history to post a punt return touchdown and two touchdown catches of 50-plus yards in a game when he did so in 2015 against the Titans.*
- *Recorded four touchdowns of 50-plus yards in the first two games of 2015 (three receiving, one punt return) to join Hall of Fame RB Jim Brown as the only players in league history to do so in the first two games of a season.*
- *In 2013 against Buffalo, posted a career-high and Browns-record 179 punt return yards, including a 79-yard return for a touchdown to record the most single-game punt return yards by an NFL player since 2004.*
- *Returned a punt 93 yards for a touchdown as a rookie in 2012, becoming the first rookie in Browns history with a punt return touchdown.*

AWARDS AND HONORS

2017: *AFC Special Teams Player of the Week (Week 7 vs. Denver)*
2015: *AFC Special Teams Player of the Week (Week 2 vs. Tennessee)*
2013: *AFC Special Teams Player of the Week (Week 5 vs. Buffalo)*
2012: *AFC Special Teams Player of the Week (Week 14 vs. Kansas City)*

CAREER TRANSACTIONS

2012: *Selected by Cleveland Browns in the fourth round (100th overall) of NFL Draft, April 28…Signed rookie contract, May 10.*
2013: *Placed on Reserve/Injured (knee), Oct. 29.*
2016: *Signed by San Diego Chargers as unrestricted free agent, March 9.*

2017: Named AFC Special Teams Player of the Week for his efforts in a Week 7 win against the Broncos: Returned three punts for 88 yards (29.3 avg.), including a 65-yard punt return TD that proved to be the winning score…Appeared in all 16 games, starting three at WR…Caught 34 passes for 567 yards (16.7 avg.) and four TDs…Registered career highs with 13 carries for 96 yards (7.4 avg.)…Added 27 punt returns for 257 yards (9.5 avg.), including one that he returned 65 yards for a TD…Became just the second Charger in history to record a punt return TD and a TD catch in the same game (WR Eric Metcalf vs. Denver, Nov. 30, 1997), doing so in the second matchup with the Broncos…**Awards:** AFC Special Teams Player of the Week (Week 7)…**at Denver (Sept. 11):** Saw action on 39 offensive snaps and three on special teams…Registered three catches for 43 yards (14.3 avg.) and a TD…Hauled in a 38-yard TD in the fourth quarter…Sped past S Darian Stewart to get behind the Denver secondary and caught the pass in the end zone along the left sideline...**vs. Miami (Sept. 17):** Appeared in his 70th NFL game, seeing action on 39 plays on offense and three on special teams…Made an 11-yard reception and returned a punt for 23 yards...**vs. Kansas City (Sept. 24):** Registered the sixth 100-yard receiving game of his career, posting 105 yards on five catches (21.0 avg.) on 44 offensive plays…Added a nine-yard rush in the first quarter…Totaled three punt returns for 12 yards (4.0 avg.) on seven special teams plays…Hauled in a 44-yard reception in the first quarter to set up an 11-yard TD run by RB Melvin Gordon on the next play…Ran a flag-route and out-jumped CB Terrance Mitchell for a catch at the Kansas City 26-yard line…Added a 26-yard reception against Mitchell in the fourth quarter to get the Chargers to the Kansas City 22…**vs. Philadelphia (Oct. 1):** Appeared on 37 plays on offense and two on special teams…Hauled in two receptions for 21 yards (10.5 avg.) and returned two punts for three yards (1.5 avg.)…**at New York Giants (Oct. 8):** Appeared on 46 offensive plays, hauling in two catches for 18 yards (9.0 avg.) and registering a 14-yard rush…On the second offensive play in the

third quarter, started in the slot on the left side of the formation and took an end-around handoff down the right sideline for a first down…Contributed on eight special teams plays, returning three punts for 35 yards (11.7 avg.)…**at Oakland (Oct. 15):** Started the 30th game of his career as the third WR…Contributed on 21 offensive plays and four on special teams…Returned two punts for six yards (3.0 avg.)…**vs. Denver (Oct. 22):** Named AFC Special Teams Player of the Week…Posted a 42-yard TD reception and three punt returns for 88 yards (29.3 avg.), including a 65-yard TD return to open the scoring…Became just the second Charger in history to register a punt return TD and TD catch in the same game, joining Eric Metcalf (vs. Denver, Nov. 30, 1997)…Allowed the punt by P Riley Dixon to bounce before fielding and planting his foot to drive downfield, splitting the Denver coverage unit for a 65-yard score…The return marked the 90th punt return of his career and fourth for a TD…Surpassed 1,000 punt return yards for his career on the play…Closed scoring in the fourth quarter, hauling in a pass from QB Philip Rivers on a slant-route before speeding past S Justin Simmons and the rest of the Denver defense for a 42-yard score…The play put him at 170 career receptions and 2,600 career receiving yards…Added a four-yard carry…Saw action on 22 offensive snaps and eight on special teams…**at New England (Oct. 29):** Posted five catches for 64 yards (12.8 avg.) and a TD…Tied a career high with two rushes for 14 yards (7.0 avg.)…Started at WR, seeing time on 35 offensive plays and three on special teams…In the fourth quarter, beat CB Malcolm Butler on a go-route along the right sideline to haul in a 24-yard TD pass from Philip Rivers…**at Jacksonville (Nov. 12):** Appeared on 41 offensive plays and 10 on special teams…Registered a 13-yard rush and three punt returns for 10 yards (3.3 avg.)…**vs. Buffalo (Nov. 19):** Posted a 21-yard reception and a seven-yard run, seeing action on 21 plays on offense and two on special teams…**at Dallas (Nov. 23):** Corralled three passes for 50 yards (16.7 avg.), including a 46-yard gain in the first quarter…On the play, got behind S Xavier Woods and S Jeff Heath on third-and-10 for Philip Rivers to find him deep…Added a six-yard carry, and appeared on 44 plays on offense and five on special teams…**vs. Cleveland (Dec. 3):** Started as the third WR, marking his third start of the season, and played 38 snaps on offense and three on special teams…Finished with four catches for 68 yards (17.0 avg.) and a nine-yard punt return…In the second quarter, hauled in a pass on a comeback-route and turned upfield, breaking a tackle by CB Jamar Taylor for a 39-yard gain, marking the team's longest offensive play…**vs. Washington (Dec. 10):** Appeared on 33 offensive plays and eight on special teams…Finished with two receptions for 21 yards (10.5 avg.) and a 22-yard carry…Added two punt returns for 49 yards (24.5 avg.)…Took a reverse handoff from Melvin Gordon, turning the corner up the left sideline for the 22-yard gain…In the fourth quarter, posted the 100th punt return of his career, getting around the edge while receiving blocks from FB Derek Watt and CB Michael Davis to get to the Washington 27-yard line for a 47-yard return…**at Kansas City (Dec. 16):** Appeared on 36 plays on offense and three on special teams, finishing with a seven-yard catch and a rush for seven yards…Added a six-yard punt return…**at New York Jets (Dec. 24):** Played on 31 offensive snaps and nine on special teams, finishing with a rush attempt that went for minus-four yards…**vs. Oakland (Dec. 31):** Posted 96 yards on four receptions (24.0 avg.), including a 62-yard TD catch…Registered the score on a third-and-12 late in the third quarter, speeding behind the secondary on a post-route… Added two rushing attempts for four yards (2.0 avg.)…In the first quarter, ran a drag-route from left to right on third-and-six, catching the ball three yards downfield before turning up the right sideline for a 21-yard gain…Provided a key block to free Melvin Gordon for 14 yards on a screen pass in the second quarter…Appeared on 39 plays on offense and three on special teams.

2016: Appeared in 14 games with eight starts, totaling 47 receptions for 677 yards (14.4 avg.) and four TDs…Missed two games with a knee injury…**vs. Jacksonville (Sept. 18):** Posted his first 100-plus receiving yards game of the season…Finished with six catches for 115 yards (19.2 avg.) and two TDs…Eclipsed the 100-yard mark on his 45-yard score…**at Oakland (Oct. 9):** Tied a career high with 117 receiving yards on seven catches (16.7 avg.)…Posted a 54-yard catch-and-run to help set up a field goal in the first half…**at Atlanta (Oct. 23):** Kept a late, fourth quarter scoring drive alive with a 13-yard catch-and-run to convert on third-and-five…**at Denver (Oct. 30):** Caught three passes for 44 yards (14.7 avg.)…Corralled the one-handed, 14-yard TD catch in the back of the end zone on a third-and-10 play late in the third quarter…It was the first TD catch by a WR against the Broncos defense since Carolina WR Kelvin Benjamin did so in Week 1…**vs. Miami (Nov. 13):** Inactive (knee)…**vs. Oakland (Dec. 18):** Registered a 47-yard TD catch on the game's opening drive…**at Cleveland (Dec. 24):** Made a game-long 50-yard catch on the first play from scrimmage…**vs. Kansas City (Jan. 1):** Inactive (knee).

2015: Named AFC Special Teams Player of the Week for his efforts in a Week 2 win over the Titans: Six punt returns for 154 yards (25.7 avg.) with one going for a 78-yard TD…Started 15-of-16 games played…Set career highs in receptions (68), receiving yards (966) and TD catches (five), posting a yards-per-catch average of 14.2…Recorded three 100-yard receiving performances, the first of his career…Posted four TD catches in the first three games of the season…Also set career highs in the punt return game with 28 returns for 324 yards (11.6 avg.) and a TD…**Awards:** AFC Special Teams Player of the Week (Week 2)…**at New York Jets (Sept. 13):** Posted 89 receiving yards and a TD on three catches (29.7 avg.)…The 54-yard score was the first-career TD pass by QB Johnny Manziel…**vs. Tennessee (Sept. 20):** Named

AFC Special Teams Player of the Week…Returned six punts for 154 yards (25.7 avg.) and a TD, with the score coming on a 78-yard return…Had a career day on offense, posting his first 100-yard performance…Finished with 115 yards and tied a career high with two TD catches on three receptions (38.3 avg.)…The two scores went for 60 and 50 yards, respectively…Became the first player in Browns history with two receiving TDs and a punt return TD in a single game…Was just the second player (WR Tavon Austin) in NFL history to post a punt return TD of 75-plus yards and two TD catches of 50-plus yards in a single game…Joined Hall of Fame RB Jim Brown as the only players with four TDs of 50-plus yards in the first two games of a season…**vs. Denver (Oct. 18):** Registered season highs with 117 receiving yards on nine catches (13.0 avg.) in his second 100-yard game of the year…**at Pittsburgh (Nov. 15):** Led the team with 113 receiving yards on seven receptions (16.1 avg.) in his third 100-yard game of the season…**vs. Baltimore (Nov. 30):** Caught a game-tying, 42-yard TD with just under two minutes remaining.

2014: Saw action in all 16 games for the first time in his career…Tied a then-career-high with 18 catches for 314 yards (17.4 avg.) and three TDs…His 314 receiving yards and three TD catches were career highs at the time…Set career highs with 12 kickoff returns for 246 yards (20.5 avg.)…Added 15 punt returns for 127 yards (8.5 avg.)…**at Pittsburgh (Sept. 7):** Registered two catches for 20 yards (10.0 avg.), including a nine-yard TD catch…**at Tennessee (Oct. 5):** Posted a career-high two TD catches with both coming in the fourth quarter…Finished with 48 receiving yards on four receptions (12.0 avg.)…Caught a game-winning six-yard TD with just over a minute remaining to cap off a come-from-behind win.

2013: Named AFC Special Teams Player of the Week for his performance in a Week 5 victory against the Bills: Seven punt returns for 179 yards (25.6 avg.), including a 79-yarder that went for a TD…Appeared in eight games with three starts before suffering a season-ending knee injury…Finished with five catches for 105 yards (21.0 avg.)…Added a 45-yard rush…Returned 22 punts for 257 yards (11.7 avg.) and a TD…Placed on injured reserve on Oct. 30…**Awards:** AFC Special Teams Player of the Week (Week 5)…**vs. Miami (Sept. 8):** Started at WR and recorded three catches for 44 yards (14.7 avg.)…Returned two punts for 31 yards (15.5 avg.)…**vs. Buffalo (Oct. 3):** Named AFC Special Teams Player of the Week…Posted a team-record 179 punt return yards on seven returns (25.6 avg.), including a 79-yard TD return…It marked the most punt return yards in a game by an NFL player since 2004…**at Green Bay (Oct. 20):** Returned a kickoff 86 yards to start off a Cleveland TD drive…**at Kansas City (Oct. 27):** Exited with a knee injury and did not return.

2012: Named AFC Special Teams Player of the Week for a Week 14 win over the Chiefs: Returned a punt 93 yards for a TD…Appeared in 14 games with three starts at WR as a rookie…Totaled 18 receptions for 298 yards (16.6 avg.) and two TDs, including a season-long 69-yard score…Recorded 66 rushing yards on six attempts (11.0 avg.)…Returned three punts for 149 yards (49.7 avg.) and a 93-yard TD…Posted three kickoff returns for 76 yards (25.3 avg.)…**Awards:** AFC Special Teams Player of the Week (Week 14)…**vs. Philadelphia (Sept. 9):** Made his NFL debut and recorded the first catch of his career, a 12-yard reception to move the chains…**at Cincinnati (Sept. 16):** Made the first start of his career at WR…**vs. Buffalo (Sept. 23):** Posted two catches for 44 yards (22.0 avg.) and a TD, the first TD catch of his career…**vs. Kansas City (Dec. 9):** Named AFC Special Teams Player of the Week…Returned a punt 93 yards for a TD, becoming the first rookie in team history with a punt return TD…**vs. Washington (Dec. 16):** Posted a season-long 69-yard TD catch on his lone reception of the game.

COLLEGE: Played four seasons (2008-11) at Miami, appearing in 49 career games…Recorded 131 receptions for 2,146 yards (16.4 avg.) and 13 TDs…Finished his career ranked No. 3 in school annals with 3,874 all-purpose yards…Became just the sixth player in program history to have more than 2,000 career receiving yards…As a senior, posted 41 catches for 609 yards (14.9 avg.) and three TDs…Ran track & field, setting a school record in the 60-meter dash and was a national finalist in the 4x100-meter relay.

PERSONAL: Given name Travis Jayvinski Benjamin…Nicknames are 'T3' and 'Rabbit,' because, in his youth, he would chase rabbits that were escaping from burning cane fields…Credits the practice for his speed and agility…Born in Pahokee, Fla. …His wife, Africa, was an on-air host at a hip-hop station in Cleveland…The couple has a daughter, Promyse…Younger brother, Troy Stewart, played collegiately at Bethune-Cookman…Alphonso Marshall, who played CB for the Chicago Bears from 2004-05, is a cousin…Has a family history of working in law enforcement as his mother, Cynthia Stewart, is a sheriff's deputy in Palm Beach County, Fla. …Two of his aunts, Quandra and Kimberly Stewart, both work in corrections…His mother and grandmother are both breast cancer survivors…Co-hosted the Susan G. Komen Race for the Cure in San Diego with S Jahleel Addae…For six of his years as a pro, has hosted a youth football camp in his hometown…Has not cut his dreadlocks since he was in eighth grade…Studied sports management at Miami…**High School:** Two-time All-Palm Beach County at Glades Central High in Belle Glade, Fla. …Led the Raiders to a state championship as a junior…Scored four TDs (two receiving, one kickoff return and one punt return) in a game against Palm Beach Gardens High…Lettered three years in football and two in track & field…Ran the 100-meter dash, along with the 4x100 and 4x400 relays.

TRAVIS BENJAMIN NFL STATISTICS

				— Receiving —						— Rushing —					— Total —
Year	Team	GP	GS	No.	Yds	Avg.	Lg	TD	Att	Yds	Avg.	Lg	TD	Offense
2012	Cleveland	14	3	18	298	16.6	69t	2	6	66	11.0	35	0	364
2013	Cleveland	8	3	5	105	21.0	39	0	1	45	45.0	45	0	150
2014	Cleveland	16	0	18	314	17.4	43	3	3	11	3.7	10	0	325
2015	Cleveland	16	15	68	966	14.2	61	5	4	12	3.0	10	0	978
2016	San Diego	14	8	47	677	14.4	54	4	2	-3	-1.5	-1	0	674
2017	Los Angeles Chargers	16	3	34	567	16.7	62t	4	13	96	7.4	22	0	663
NFL Totals		**84**	**32**	**190**	**2,927**	**15.4**	**69t**	**18**	**29**	**227**	**7.8**	**45**	**0**	**3,154**

		— Kickoff Returns —					— Punt Returns —						— All-Purpose —
Year	Team	No.	Yds	Avg.	Lg	TD	No.	FC	Yds	Avg.	Lg	TD	Yards
2012	Cleveland	3	76	25.3	29	0	3	1	149	49.7	93t	1	589
2013	Cleveland	3	146	48.7	86	0	22	7	257	11.7	79t	1	553
2014	Cleveland	12	246	20.5	28	0	15	8	127	8.5	37	0	698
2015	Cleveland	0	0	—	—	0	28	10	324	11.6	78t	1	1,302
2016	San Diego	0	0	—	—	0	9	0	59	6.6	18	0	733
2017	Los Angeles Chargers	0	0	—	—	0	27	25	257	9.5	65t	1	920
NFL Totals		**18**	**468**	**26.0**	**86**	**0**	**104**	**51**	**1,173**	**11.3**	**93t**	**4**	**4,795**

TRAVIS BENJAMIN GAME-BY-GAME

2017 Game-By-Game Receiving

Date	Opp.	No.	Yds	Avg.	Lg	TD	TDs
09/11	at Den	3	43	14.3	38t	1	38
09/17	Mia	1	11	11.0	11	0	
09/24	KC	5	105	21.0	44	0	
10/01	Phi	2	21	10.5	19	0	
10/08	at NYG	2	18	9.0	12	0	
10/15	at Oak*	0	0	0	0	0	
10/22	Den	1	42	42.0	42t	1	42
10/29	at NE*	5	64	12.8	24t	1	24
11/12	at Jax	0	0	0	0	0	
11/19	Buf	1	21	21.0	21	0	
11/23	at Dal	3	50	16.7	46	0	
12/03	Cle*	4	68	17.0	39	0	
12/10	Was	2	21	10.5	14	0	
12/16	at KC	1	7	7.0	7	0	
12/24	at NYJ	0	0	0	0	0	
12/31	Oak	4	96	24.0	62t	1	62
	Totals	**34**	**567**	**16.7**	**62t**	**4**	

2016 Game-By-Game Receiving

Date	Opp.	No.	Yds	Avg.	Lg	TD	TDs
09/11	at KC*	7	32	4.6	8	0	
09/18	Jax*	6	115	19.2	45t	2	6, 45
09/25	at Ind	4	82	20.5	43	0	
10/02	NO*	4	48	12.0	25	0	
10/09	at Oak	7	117	16.7	54	0	
10/13	Den*	3	17	5.7	8	0	
10/23	at Atl	4	54	13.5	21	0	
10/30	at Den	3	44	14.7	18	1	14
11/06	Ten*	1	5	5.0	5	0	
11/13	Mia	Inactive					
11/27	at Hou	1	8	8.0	8	0	
12/04	TB*	2	24	12.0	18	0	
12/11	at Car	0	0	0.0	0	0	
12/18	Oak*	2	56	28.0	47t	1	47
12/24	at Cle*	3	75	25.0	50	0	
01/01	KC	Inactive					
	Totals	**47**	**677**	**14.4**	**54**	**4**	

2015 Game-By-Game Receiving

Date	Opp.	No.	Yds	Avg.	Lg	TD	TDs
09/13	at NYJ*	3	89	29.7	54t	1	54
09/20	Ten*	3	115	38.3	60t	2	60, 50
09/27	Oak	4	45	11.3	17	1	4
10/04	at SD*	6	79	13.2	18	0	
10/11	at Bal*	6	83	13.8	25	0	
10/18	Den*	9	117	13	47	0	
10/25	at STL*	4	47	11.8	21	0	
11/01	Ari*	3	26	8.7	17	0	
11/05	at Cin*	3	22	7.3	9	0	
11/15	at Pit*	7	113	16.1	61	0	
11/30	Bal*	6	90	15	42t	1	42
12/06	Cin*	0	0	0	0	0	
12/13	SF*	4	41	10.3	24	0	
12/20	at Sea*	3	26	8.7	13	0	
12/27	at KC*	2	20	10	12	0	
01/03	Pit*	5	53	10.6	15	0	
	Totals	**68**	**966**	**14.2**	**61**	**5**	

2014 Game-By-Game Receiving

Date	Opp.	No.	Yds	Avg.	Lg	TD	TDs
09/07	at Pit	2	20	10	11	1	9
09/14	NO	1	6	6	6	0	
09/21	Bal	1	43	43	43	0	
10/05	at Ten	4	48	12	21	2	17, 6
10/12	Pit	1	31	31	31	0	
10/19	at Jax	0	0	0	0	0	
10/26	Oak	0	0	0	0	0	
11/02	TB	2	52	26	31	0	
11/06	at Cin	3	46	15.3	22	0	
11/16	Hou	1	23	23	23	0	
11/23	at Atl	0	0	0	0	0	
11/30	at Buf	0	0	0	0	0	
12/07	Ind	1	27	27	27	0	
12/14	Cin	1	9	9	9	0	
12/21	at Car	0	0	0	0	0	
12/28	at Bal	1	9	9	9	0	
	Totals	**18**	**314**	**17.4**	**43**	**3**	

2013 Game-By-Game Receiving

Date	Opp.	No.	Yds	Avg.	Lg	TD	TDs
09/08	Mia*	3	44	14.7	20	0	
09/15	at Bal*	1	22	22	22	0	
09/22	at Min	0	0	0	0	0	
09/29	Cin*	1	39	39	39	0	
10/03	Buf	0	0	0	0	0	
10/13	Det	0	0	0	0	0	
10/20	at GB	0	0	0	0	0	
10/27	at KC	0	0	0	0	0	
	Totals	**5**	**105**	**21**	**39**	**0**	

Reserve-Injured: 11/3 vs. Bal, 11/17 at Cin, 11/24 vs. Pit, 12/1 vs. Jax, 12/8 at NE, 12/15 vs. Chi, 12/22 at NYJ, 12/29 at Pit

2012 Game-By-Game Receiving

Date	Opp.	No.	Yds	Avg.	Lg	TD	TDs
09/09	Phi	1	12	12	12	0	
09/16	at Cin*	0	0	0	0	0	
09/23	Buf	2	44	22	22t	1	22
09/27	at Bal	2	26	13	14	0	
10/07	at NYG	Inactive					
10/14	Cin	Inactive					
10/21	at Ind	3	33	11	12	0	
10/28	SD	0	0	0	0	0	
11/04	Bal	1	19	19	19	0	
11/18	at Dal	0	0	0	0	0	
11/25	Pit	0	0	0	0	0	
12/02	at Oak	1	6	6	6	0	
12/09	KC	0	0	0	0	0	
12/16	Was	1	69	69	69t	1	69
12/23	at Den*	3	46	15.3	21	0	
12/30	at Pit*	4	43	10.8	13	0	
	Totals	**18**	**298**	**16.6**	**69t**	**2**	

* Denotes starter

JOEY BOSA

DEFENSIVE END OHIO STATE
6-5 | 280 LBS | FT. LAUDERDALE, FLA.
DRAFT 1 - 2016
EXPERIENCE: 3RD NFL SEASON
3RD YEAR WITH CHARGERS

99

CAREER HIGHLIGHTS

- *Made the first Pro Bowl of his career last season and was named All-AFC by the Professional Football Writers of America after setting career highs in tackles (99), sacks (12.5) and forced fumbles (four).*
- *Named Defensive Rookie of the Year by The Associated Press and PFWA and was twice recognized as NFL Defensive Rookie of the Month (October and December of 2016).*
- *Awarded Pepsi Rookie of the Week (Week 7 of 2016) in a fan vote, All-Rookie by PFWA and Chargers Co-Lineman of the Year in 2016.*
- *Registered 19 sacks in the first 20 games of his career, topping LB Aldon Smith (18.5) for the most in a player's first 20 games in NFL history.*
- *In 2017, combined with DE Melvin Ingram to total 23 sacks between them and rank as the No. 2 sack duo in the NFL.*
- *Became the first Chargers rookie since LB Shawne Merriman in 2005 (10.0 sacks) and just fifth in team history since 1982 to record double-digit sacks, joining Merriman, DE Chris Mims (1992), DE Burt Grossman (1989) and DE Leslie O'Neal (1986).*
- *Closed out his rookie season with at least a half-sack in each of the team's final six games, the longest stretch by a Charger since 2001.*

AWARDS AND HONORS

2017: *NFL Pro Bowl Selection (First)*
Professional Football Writers of America All-AFC

2016: *The Associated Press Defensive Rookie of the Year*
PFWA Defensive Rookie of the Year
PFWA All-Rookie
Chargers Co-Lineman of the Year
NFL Defensive Rookie of the Month (October)
NFL Defensive Rookie of the Month (December)
Pepsi Rookie of the Week (Week 7 at Atlanta)

CAREER TRANSACTIONS

2016: *Selected by San Diego Chargers in the first round (third overall) of NFL Draft, April 28…Signed rookie contract, Aug. 29…Given exempt status by Commissioner, Aug. 30…Activated from exempt status, Sept. 12.*

2017: Selected to his first Pro Bowl, but did not participate and was replaced by Los Angeles Chargers DE Melvin Ingram…Named All-AFC by the *Professional Football Writers of America*…Started all 16 contests at DE...Led the team with 99 tackles (61 solo), including 17.5 tackles for loss and 12.5 sacks...Totaled the most sacks (19.0) in a player's first 20 career games since the sack became an official statistic in 1982, passing LB Aldon Smith (18.5)…Brought his career total to 23 sacks, moving past DT Shawn Lee, DE Marcellus Wiley and DT Corey Liuget for sole possession of 12th in team annals…His 12.5 sacks ranked second in the AFC and No. 7 in the NFL in 2017…Posted four games with a strip-sack, including back-to-back games (Weeks 5 and 6)…Part of a defensive unit that ranked tied for fifth in the NFL with 43 sacks…Combined with Ingram (10.5 sacks), was the No. 2 sack duo in the NFL with 23 sacks between the two of them…**Awards:** Pro Bowl Selection (First)…*Professional Football Writers of America* All-AFC...**at Denver (Sept. 11):** Started at DE and posted six tackles (three solo), registering 1.5 tackles for loss and 1.5 sacks...The 1.5 sacks tied with Melvin Ingram for a game high...It marked his seventh-consecutive game with at least a half-sack... Brought down QB Trevor Siemian in the first quarter for his first sack of the season after powering past T Menelik Watson...In the fourth quarter, split a sack of Siemian with Ingram to force third-and-13... Appeared on 57 defensive plays...**vs. Miami (Sept. 17):** Appeared on 51 defensive snaps after opening the game at DE...Registered six tackles (five solo) and a tackle for loss...Saw his streak of seven games with at least a half-sack come to an end...**vs. Kansas City (Sept. 24):** Posted a season-high nine tackles (four solo), including a six-yard sack of QB Alex Smith on third-and-seven...Got past G Laurent Duvernay-Tardif with a swim move to get to Smith, who was forced up in the pocket by OLB Nigel Harris...Started at DE, playing 43 snaps on defense...**vs. Philadelphia (Oct. 1):** Made the 15th start of his career...Saw action on 63 defensive plays and one on special teams...Registered seven tackles (three solo)…**at New York Giants (Oct. 8):** Tied a career high with two sacks, including a strip-sack of QB Eli Manning for his first forced fumble of the season…Pushed back T Bobby Hart and G John Jerry

to collapse the pocket before swatting the football out of Manning's hand to force the fumble…Totaled eight tackles (six solo), two sacks, three tackles for loss and the forced fumble while appearing on 59 defensive snaps…**at Oakland (Oct. 15):** Registered his second strip-sack in as many weeks, powering past T Marshall Newhouse on third-and-11 to knock the ball out of the hands of QB Derek Carr...Brought his season total to 5.5 sacks and marked the 16th sack of his career…Finished with five tackles (three solo), a sack, a tackle for loss and a forced fumble…Started at DE and saw action on 51 plays on defense…**vs. Denver (Oct. 22):** Surpassed 90 career tackles and 18.0 career sacks, totaling five tackles (two solo), two sacks, two tackles for loss and a pass defensed…The two sacks matched a career high…On the first sack, beat a cut-block from T Garrett Bolles to spin QB Trevor Siemian down from behind for a one-yard loss…Later in the third quarter, beat T Allen Barbre around the edge to deflect Siemian's throw, nearly resulting in an INT…Posted his second sack of the day after speeding past Barbre for a five-yard loss in the fourth quarter…Started at DE and played 50 snaps on defense…**at New England (Oct. 29):** Started at DE and played 72 snaps on defense and one on special teams, marking the 20th game played of his career…Totaled five tackles (four solo) two tackles for loss and a sack…The sack marked No. 19 of his career, passing Aldon Smith (18.5) for the most in a player's first 20 career games since the sack became an official statistic in 1982…On the play, powered past T Marcus Cannon to spin QB Tom Brady down for a nine-yard loss…In the fourth quarter, forced Brady to roll to his right before DT Darius Philon registered a seven-yard sack…**at Jacksonville (Nov. 12):** Made the 20th start of his career, opening the game at DE…Posted six tackles (five solo), a six-yard sack, a tackle for loss and a pass defensed…The sack marked No. 20 for his career, moving him into sole possession of 16th on the Chargers all-time sacks list…In the third quarter, applied pressure with Melvin Ingram on QB Blake Bortles before corralling him for the sack…Later on, forced Bortles to throw under duress off of his back foot on third down resulting in an INT by S Tre Boston…**vs. Buffalo (Nov. 19):** Posted a strip-sack of QB Tyrod Taylor in the third quarter that was recovered by Melvin Ingram for a 39-yard TD…Pulled a swim-move on T Jordan Mills to reach Taylor for the strip-sack on fourth-and-four, marking his sixth-straight game with a sack…The sack brought his season total to 10.5, matching the output of his rookie season in 2016…It marked the 21st sack of his career, moving into a tie for 15th in team annals with Corey Liuget...Applied pressure or had a QB hit on each of the INTs thrown by QB Nathan Peterman in the first half…Provided a block for ILB Korey Toomer on his 59-yard pick-six in the first quarter…Started at DE and played 40 snaps on defense….**at Dallas (Nov. 23):** Played 42 defensive snaps after opening the game at DE…Finished with six tackles (four solo)…Saw his six-game sack streak come to an end…In the first quarter, collapsed the pocket with Melvin Ingram to force QB Dak Prescott to step up into a sack by Corey Liuget…Ran a stunt with Liuget in the third quarter to chase Prescott out of the pocket and force him to throw the ball out of bounds…Coupled with Ingram, forced Prescott to roll to his left and throw a pass intended for WR Cole Beasley that was picked off by CB Desmond King and returned 90 yards for a TD…**vs. Cleveland (Dec. 3):** Started at DE and played 57 snaps on defense…Registered seven solo tackles, including three tackles for loss and a five-yard sack in the fourth quarter when he forced a fumble…Registered a strip-sack in the fourth quarter, chasing down QB DeShone Kizer as he scrambled to his left to force the fumble that was recovered by ILB Denzel Perryman…**vs. Washington (Dec. 10):** Posted four tackles (two solo) on 36 defensive plays after opening the game at DE…**at Kansas City (Dec. 16):** Started at DE for the 25th time in his career and played 58 snaps on defense…Registered seven tackles (four solo)…**at New York Jets (Dec. 24):** Posted seven tackles (four solo) on 60 defensive snaps after starting at DE…Applied pressure with Darius Philon and DE Isaac Rochell late in the second quarter to collapse the pocket as Rochell recorded the first sack of his career…**vs. Oakland (Dec. 31):** Started at DE, playing 44 defensive snaps and finishing with nine tackles (four solo), a sack, a tackle for loss and a fumble recovery…Powered through a double-team by T David Sharpe and G Kelechi Osemele to bring down QB Derek Carr for a six-yard sack…Recovered a Carr fumble forced by Darius Philon on fourth-and-one in the fourth quarter.

2016: Named Defensive Rookie of the Year by *The Associated Press* and the *Professional Football Writers of America*…Recognized as All-Rookie by the *PFWA*…Earned Chargers Co-Lineman of the Year honors…Named NFL Defensive Rookie of the Month for October…For the month, recorded 13 tackles, six tackles for loss and four sacks…Recognized as NFL Defensive Rookie of the Month for December…Registered 27 tackles, nine tackles for loss and six sacks over the season's final month…Became the first player since DE Dwight Freeney in 2002 to win multiple Defensive Rookie of the Month awards…Voted by fans as Pepsi Rookie of the Week for his efforts in a Week 7 overtime win at Atlanta: Four tackles, two sacks and two tackles for loss…Appeared in 12 games with 11 starts…Missed the season opener on the roster exemption list and was inactive for the next three contests with a hamstring injury…Finished with 48 tackles (33 solo), 10.5 sacks and 19 tackles for loss…Broke up two passes and forced a fumble…His team-high 10.5 sacks led all rookies and were the most by a rookie since 2011…Became the first Chargers rookie since LB Shawne Merriman in 2005 (10.0 sacks) and just fifth in team history since 1982 to record double-digit sacks, joining Merriman, DE Chris Mims (1992), DE Burt Grossman (1989) and DE Leslie O'Neal (1986)…Ended the season with at least a half-sack in each of the team's final six games of the season, the longest stretch by a Charger since DE Marcellus Wiley posted sacks in seven-straight contests to open the 2001 season…**Awards:** Selected

as a fourth-alternate for the Pro Bowl…*The Associated Press* Defensive Rookie of the Year…*Professional Football Writers of America* Defensive Rookie of the Year…*PFWA* All-Rookie…Chargers Co-Lineman of the Year…ESPN Defensive Rookie of the Year…*Sports Illustrated* Defensive Rookie of the Year…Pro Football Talk Defensive Rookie of the Year…Pro Football Journal First-Team All-Rookie…Mel Kiper Defensive Rookie of the Year…Mel Kiper First-Team All-Rookie…Defensive Rookie of the Month (October and December)…Pepsi Rookie of the Week (Week 7)…**vs. Jacksonville (Sept. 18):** Inactive (hamstring)…**at Oakland (Oct. 9):** Made his NFL debut, totaling five tackles and two sacks…Became just the fifth player since realignment in 2002 to record two sacks in his NFL debut…Recorded a 12-yard sack late in the first half and a four-yard sack late in the fourth quarter…Led the defensive line with five tackles and three tackles for loss…**vs. Denver (Oct. 13):** Made the first start of his career at DE…**at Atlanta (Oct. 23):** Named Pepsi Rookie of the Week following a fan vote…Posted two sacks on back-to-back drives in the second half…Corralled QB Matt Ryan for a seven-yard sack on the last play of the third quarter to force a punt…Registered a three-yard sack on second down of the next series to help force a field goal attempt…Became the first player since LB Elvis Dumervil (2006) and the first Charger since sacks became an official stat in 1982 to log two two-sack performances in his first three NFL games…**at Denver (Oct. 30):** Forced a fumble of QB Trevor Siemian as he was being sacked by OLB Melvin Ingram…Registered a two-yard tackle for loss on second-and-goal to help force a field goal try late in the fourth quarter…**at Houston (Nov. 27):** Recorded six tackles, four tackles for loss and shared a seven-yard sack…Pressured QB Brock Osweiler that resulted in an INT by CB Casey Hayward…Stopped a scrambling Osweiler with a shoestring tackle in the fourth quarter on third-and-10 that led to a turnover on downs…**vs. Tampa Bay (Dec. 4):** Registered a 12-yard sack of QB Jameis Winston…**at Carolina (Dec. 11):** Exited with an neck injury and did not return after sacking QB Cam Newton for a seven-yard loss…**vs. Oakland (Dec. 18):** Recorded a six-yard sack on second-and-10 in the second quarter to help force a three-and-out…It marked his third sack of QB Derek Carr of the season…**at Cleveland (Dec. 24):** Tallied two sacks and two tackles for loss…One of the sacks went for an 11-yard loss on the final play of the first half…**vs. Kansas City (Jan. 1):** Recorded the team's lone sack…Led the team with four tackles for loss…Made two tackles for loss and registered a two-yard sack in a five-play sequence on the game's opening drive.

COLLEGE: Played three seasons (2013-15) at Ohio State…Finished his career with 150 tackles, 50.0 tackles for loss, 26 sacks and five forced fumbles…Won the 2014 National Championship with the Buckeyes in the first-ever College Football Playoff…Twice earned first-team All-America, first-team All-Big Ten and Big Ten Defensive Lineman of the Year honors, each as a junior and senior…As a sophomore, won the Nagurski-Woodson Big Ten Defensive Player of the Year…Named Big Ten and *Athlon* Defensive Player of the Week after sacking QB Christian Hackenberg on fourth down to seal a double-overtime win…In 2013, was recognized by *Sporting News* and *College Football News* as a Freshman All-American…Earned honorable mention All-Big Ten and was named Big Ten Freshman of the Week after two sacks and a fumble recovery in the end zone for a TD on the final play of a 10-point win over Northwestern.

PERSONAL: Given name Joseph Anthony Bosa…Nickname is 'Big Bear'…Born in Fort Lauderdale, Fla. …Younger brother, Nick, plays DE at Ohio State and is one of the top college prospects…Father, John, was a first-round selection of the Miami Dolphins in 1987 after playing collegiately at Boston College…Uncle, Eric Kumerow, lettered four years as a LB at Ohio State and went on to be selected by the Dolphins in the 1988 NFL Draft…Grandfather, Palmer Pyle Jr., played along the offensive line at Michigan State before being drafted by the Baltimore Colts…Great-uncle, Mike, played nine seasons as a C for the Chicago Bears…Cousin, Jake Kumerow, played in college at Division-III Wisconsin-Whitewater and then spent the 2015 season on the practice squad of the Cincinnati Bengals…This past offseason, visited the set of Game of Thrones, appearing in the show as an extra…Enjoys cooking in his spare time, and learned to cook from his mother, Cheryl…Studied communications at Ohio State…**High School:** Two-time first-team All-State by *The Associated Press* at St. Thomas Aquinas High in Fort Lauderdale, Fla. …Earned All-America honors as a senior…Led the Raiders to two state titles in his tenure.

JOEY BOSA NFL STATISTICS

				— Tackles —						— Interceptions —					— Fumbles —		
Year	Team	GP	GS	Total	Solo	Asst	Sacks	Yds	TFL	No.	Yds	Lg	TD	PD	FF	FR	Yds
2016	San Diego	12	11	48	33	15	10.5	71.5	19	0	0	—	0	2	1	0	0
2017	Los Angeles Chargers	16	16	99	61	38	12.5	66	17.5	0	0	—	0	2	4	1	0
NFL Totals		**28**	**27**	**147**	**94**	**53**	**23.0**	**137.5**	**36.5**	**0**	**0**	**—**	**0**	**4**	**5**	**1**	**0**

BRAEDON BOWMAN

83

TIGHT END | **SOUTH ALABAMA**

6-3 | 240 LBS | MESA, ARIZ.

WAIVERS (NO) - 2017

EXPERIENCE: 2ND NFL SEASON

2ND YEAR WITH CHARGERS

CAREER HIGHLIGHTS

- *Saw action in three games as a rookie in 2016 before suffering a season-ending knee injury.*

2017: Spent time on the practice squad for the Los Angeles Chargers.

2016: Appeared in three games for the New York Jets before being placed on injured reserve with a season-ending knee injury on Oct. 22…**at Kansas City (Sept. 25):** Made his NFL debut…**vs. Seattle (Oct. 2):** Saw the first target of his career.

COLLEGE: Played two seasons (2014-15) at South Alabama after playing two years (2012-13) for the Scottsdale Community College Fighting Artichokes…Played in 23 games for South Alabama, posting 29 catches for 381 yards (13.1 avg.)…Selected as a junior in 2014 to the Sun Belt Conference All-Newcomer Team…As a Fighting Artichoke, was recognized with first-team National Junior College Athletic Association All-American accolades in 2013…Added first-team All-Western States Football League and All-Arizona Community College Athletic Conference recognition…As a sophomore, posted 66 catches for 1,030 yards (15.6 avg.) and 13 TDs…Registered 317 yards on 24 receptions as a freshman (13.2 avg.).

PERSONAL: Given name Braedon Dean Bowman…Born in Mesa, Ariz. …Married his wife, Kenzey, in March of 2017…Kenzey played softball at Scottsdale Community College and South Alabama…Actively involved with Cure SMA, which seeks to create awareness and find a cure for spinal muscular atrophy, a genetic disease which his wife and sister-in-law have…Kole, his brother-in-law, played baseball at South Mountain Community College in Phoenix, Ariz. …Los Angeles Rams TE Gerald Everett was his roommate at South Alabama…Enjoys golfing in his spare time and participated in the inaugural Chargers Invitational, which benefitted the Chargers Community Foundation and Children's Hospital Los Angeles…Earned a degree in criminal justice from South Alabama…**High School:** Hauled in 36 passes for 523 yards (14.5 avg.) and six TDs as a senior at Skyline High in Mesa, Ariz. …Played QB and WR at Skyline, lettering a year in football, a year in baseball and two years in basketball.

BEYOND THE BOLT

Bowman participates in an annual golf tournament for Cure SMA, a foundation to create awareness and raise funding to find a cure for spinal muscular atrophy. SMA, a genetic disease that causes the loss of physical strength by affecting motor nerve cells in the spinal cord, is the No. 1 genetic cause of death for infants. The progression of the disease differs with each patient and it hits close to home for Bowman as his wife, Kenzey, and his sister-in-law both have SMA.

CAREER TRANSACTIONS

2016: *Signed by Jacksonville Jaguars as undrafted free agent, May 1…Waived by Jaguars, Sept. 3…Claimed off waivers by New York Jets, Sept. 4…Waived by Jets, Sept. 13…Signed by Jets to practice squad, Sept. 15…Signed to active roster, Sept. 23…Placed on Reserve/Injured (knee), Oct. 22.*

2017: *Waived by Jets, May 30…Signed by New Orleans Saints as free agent, Aug. 12…Waived by Saints, Sept. 1…Signed by Los Angeles Chargers to practice squad, Sept. 6…Released by Chargers from practice squad, Nov. 15…Signed by Chargers to practice squad, Nov. 17…Released by Chargers from practice squad, Nov. 29…Signed by Chargers to practice squad, Dec. 2.*

2018: *Re-signed by Chargers, Jan. 2.*

JATAVIS BROWN

LINEBACKER **AKRON**

5-11 | 221 LBS | BELLE GLADE, FLA.

DRAFT 5 - 2016

EXPERIENCE: 3RD NFL SEASON

3RD YEAR WITH CHARGERS

57

CAREER HIGHLIGHTS

- *Named All-Rookie by the Professional Football Writers of America in 2016.*
- *Earned Pepsi Rookie of the Week Honors in Week 6 of 2016 following a fan vote, as he posted a team-high 12 tackles, a 10-yard sack, a forced fumble and a tackle for loss to help the Chargers beat Denver on Thursday Night Football.*
- *Finished second on the team with 73 tackles as a rookie and finished fifth with 78 in 2017.*
- *Set single-game career highs in total tackles (15) and solo stops (13) in the 2017 season opener at Denver.*

AWARDS AND HONORS

2016: *Professional Football Writers of America All-Rookie*
Pepsi Rookie of the Week (Week 6 vs. Denver)

CAREER TRANSACTIONS

2016: *Selected by San Diego Chargers in the fifth round (175th overall) of NFL Draft, April 30 (compensatory pick)…Signed rookie contract, May 9.*

2017: Played in all 16 games with five starts, posting 78 tackles (58 solo), two tackles for loss and a fumble recovery…Added two special teams tackles on kickoff coverage and two on punt coverage...**at Denver (Sept. 11):** Made his first season-opening start at OLB...Led all players with a career-high 15 tackles (13 solo)...Appeared on all but three defensive plays... **vs. Miami (Sept. 17):** Started at OLB, totaling 10 tackles (six solo)...Played all 68 defensive snaps, one of four Los Angeles defenders to do so...**vs. Kansas City (Sept. 24):** Started at OLB for the third-straight game and 10th game of his career...Was one of five Chargers defenders to play all 53 defensive snaps... Registered eight tackles (four solo)…Surpassed 100 career tackles...**vs. Philadelphia (Oct. 1):** Appeared in the 16th game of his career, starting at OLB and playing 68 defensive snaps...Totaled five tackles (four solo) and a tackle for loss…**at New York Giants (Oct. 8):** Saw action on 35 defensive snaps, totaling six tackles (five solo) after opening the game at OLB…**at Oakland (Oct. 15):** Appeared on 20 snaps on defense and two on special teams, registering two tackles (one solo)…**vs. Denver (Oct. 22):** Posted his first fumble recovery of the season after S Adrian Phillips stripped the ball free from TE A.J. Derby…Finished with two tackles (one solo) and the recovery, eclipsing 120 career tackles…Saw action on 18 plays on defense… **at New England (Oct. 29):** Posted a solo tackle on 22 defensive plays...Played in the 20th game of his career…**at Jacksonville (Nov. 12):** Saw action on 53 defensive snaps, finishing with seven solo tackles and a tackle for loss…**vs. Buffalo (Nov. 19):** Posted four tackles (three solo) and added a special teams tackle on kickoff coverage…Participated on 18 plays on defense along with 14 special teams snaps…**at Dallas (Nov. 23):** Registered a special teams tackle on kickoff coverage, finishing with three snaps on defense and eight on special teams…**vs. Cleveland (Dec. 3):** Appeared on four defensive plays and 10 on special teams, posting a special teams tackle on punt coverage…**vs. Washington (Dec. 10):** Played five snaps on defense and 15 on special teams…**at Kansas City (Dec. 16):** Appeared on 33 defensive plays and 11 on special teams, taking over at OLB after LB Denzel Perryman suffered a hamstring injury... Posted 11 tackles (eight solo), marking his first double-digit tackle output since Week 2 vs. Miami… **at New York Jets (Dec. 24):** Saw action on 22 snaps on defense and 10 special teams plays…Finished with two solo tackles on defense and a special teams tackle on punt coverage…**vs. Oakland (Dec. 31):** Posted six tackles (four solo)…Participated on 18 defensive plays and two on special teams.

2016: Named All-Rookie by the *Professional Football Writers of America*…Voted by fans as Pepsi Rookie of the Week for his efforts in a Week 6 win over the Broncos: Recorded 12 tackles, a 10-yard sack, a forced fumble and a tackle for loss…Dressed for 12 games with seven starts…Registered 73 tackles (52 solo), 3.5 sacks and nine tackles for loss…Posted eight passes defensed, two forced fumbles and a recovery…Added three special teams tackles…**Awards:** *Professional Football Writers of America* All-Rookie…Pro Football Journal First-Team All-Rookie…ESPN's Mel Kiper All-Rookie…Pepsi Rookie of the Week (Week 6)… **at Kansas City (Sept. 11):** Made his NFL debut… **at Indianapolis (Sept. 25):** Stepped up in place of

injured LB Manti Te'o…Recorded the first sack of his career for 11 yards and stripped QB Andrew Luck in the process…The fumble was recovered by DT Caraun Reid and returned 61 yards for a TD…Had a tackle for loss later in the game…Led the team with two passes defensed…**vs. New Orleans (Oct. 2):** Made the first start of his career, opening the game at ILB…**vs. Denver (Oct. 13):** Named Pepsi Rookie of the Week following a fan vote…Sacked QB Trevor Siemian for a 10-yard loss on first-and-20 in the fourth quarter…On the following play, stripped the ball from WR Demaryius Thomas for a fumble that was recovered by CB Craig Mager…Led the team with 12 tackles…**at Denver (Oct. 30):** Totaled two tackles for loss before departing with a knee injury…The first was for a one-yard loss in the first quarter to help force a three-and-out…Capped a three-and-out later on with a pass defensed on third-and-14…**vs. Tennessee (Nov. 6):** Inactive (knee)…**at Carolina (Dec. 11):** Returned from a knee injury that kept him sidelined four games…**at Cleveland (Dec. 24):** Split a four-yard sack on third down with OLB Kyle Emanuel to force a long field goal attempt.

COLLEGE: Played four seasons (2012-15) at Akron, earning first-team All-Mid-American Conference honors each of his final three seasons…Led the team as a senior with 116 tackles and set school records for sacks (12) and tackles for loss (20)…Named 2015 MAC Defensive Player of the Year and earned MAC Defensive Player of the Week honors with two sacks, a career-high 4.5 tackles for loss, a forced fumble and the first INT of his career against Miami (Ohio)…Twice was recognized as Akron Student-Athlete of the Week as a senior…Named the team's Defensive MVP as a junior with a team-high 99 tackles and 14.5 tackles for loss…Also earned the team Defensive MVP award as a sophomore when he tallied a team-high 107 tackles.

PERSONAL: Given name Jatavis Antonio Brown…Nicknames are 'JaJa' and 'JB'…Born in South Bay, Fla. …Lost his father, Alfred, during the 2016 season and was presented with a game ball following the next contest after playing every defensive snap…At age nine, his 12-year old brother, Dimarques, died of an accidental drowning…Became the first Zips player to be drafted by the Chargers…Grew up in the same neighborhood as WR Travis Benjamin…Enjoys cooking in his spare time…Began to invest in real estate in 2017, becoming a part-owner in a 500-plus unit apartment complex in Austin, Texas…Earned a degree in organizational supervision from Akron…**High School:** Won Area Defensive Player of the Year honors as a senior at Glades Central High in Belle Glade, Fla. …Led the Raiders to an undefeated regular season, including five shutout victories…Posted 100 tackles, 13 tackles for loss and seven sacks during his senior campaign.

JATAVIS BROWN NFL STATISTICS

				— Tackles —						— Interceptions —					— Fumbles —		
Year	Team	GP	GS	Total	Solo	Asst	Sacks	Yds	TFL	No.	Yds	Lg	TD	PD	FF	FR	Yds
2016	San Diego	12	7	73	52	21	3.5	24	9	0	0	—	0	8	2	1	0
2017	Los Angeles Chargers	16	5	78	58	20	0.0	0	2	0	0	—	0	0	0	1	0
NFL Totals		**28**	**12**	**151**	**110**	**41**	**3.5**	**24**	**2**	**0**	**0**	**—**	**0**	**8**	**2**	**2**	**0**

SEAN CULKIN

TIGHT END **MISSOURI**

6-5 | 255 LBS | INDIAN ROCKS BEACH, FLA.

FREE AGENT - 2017

EXPERIENCE: 2ND NFL SEASON

2ND YEAR WITH CHARGERS

CAREER HIGHLIGHTS

- *Made the 53-man roster as an undrafted free agent out of Missouri in 2016, dressing for two games and appearing in one.*

CAREER TRANSACTIONS

2017: *Signed by Los Angeles Chargers as undrafted free agent, May 1.*

2017: Saw action on offense in the first game of his career before being inactive as a healthy scratch for the next 14 contests…Dressed and was active, but did not participate in the final game...**at Denver (Sept. 11):** Made his NFL debut…Saw action on 11 offensive plays...**vs. Miami (Sept. 17):** Inactive (healthy scratch)…**vs. Oakland (Dec. 31):** Dressed and was active, but did not see action.

COLLEGE: Played four seasons (2013-16) at Missouri after redshirting in 2012, appearing in 48 career games…Finished with 601 receiving yards and two TDs on 61 receptions (9.9 avg.)…Posted 24 catches for 282 yards (11.8 avg.) as a senior in 2016.

PERSONAL: Given name Sean Richard Culkin…Nickname is 'Thor'…Born in Indian Rocks Beach, Fla. …Played AAU basketball on Amare Stoudemire's team, placing second in nationals…Served as an equity research analyst as a senior in college at Shelter Insurance and also interned in financial management at Fidelity…Served on mission trips to Alabama, Nicaragua and El Salvador…Can play the guitar and piano and enjoys wake surfing…Earned a degree in finance from Missouri…**High School:** Earned first-team All-State and team MVP honors with 55 catches for 981 yards (17.8 avg.) and 18 TDs as a senior for Christian High in Indian Rocks Beach, Fla. …Ranked by Rivals.com as the No. 24 TE in the country in 2012…Lettered three years in football, four in basketball and four in track & field.

GEREMY DAVIS

WIDE RECEIVER CONNECTICUT
6-3 | 211 LBS | LAWRENCEVILLE, GA.
FREE AGENT - 2016
EXPERIENCE: 4TH NFL SEASON
3RD YEAR WITH CHARGERS

11

CAREER HIGHLIGHTS

- *Posted two catches for 21 yards (10.5 avg.) and a fumble recovery on special teams as a rookie for the Giants in 2015.*

2017: Appeared in two games and was inactive for eight others…**at Denver (Sept. 11):** Appeared on six plays on offense and seven on special teams…**at New England (Oct. 29):** Inactive (healthy scratch)…**vs. Cleveland (Dec. 3):** Appeared on six offensive plays…**vs. Washington (Dec. 10):** Inactive (healthy scratch).

2016: Began the season on the New York Giants' practice squad before being signed by the Chargers on Nov. 9…Appeared in three games after being signed by the Chargers, posting a nine-yard kickoff return…**vs. Oakland (Dec. 18):** Made his Chargers debut, returning one kickoff for nine yards.

2015: Appeared in 10 games, posting two catches for 21 yards (10.5 avg.) and a fumble recovery on special teams…**at Dallas (Sept. 13):** Made his NFL debut…**vs. Atlanta (Sept. 20):** Recorded the first reception of his career for five yards…**vs. San Francisco (Oct. 11):** Posted a career-long 16-yard reception.

COLLEGE: Played four seasons (2011-14) at Connecticut after redshirting in 2010…Finished with 165 catches for 2,292 yards (13.9 avg.), setting school records for each in the FBS era…Named a team captain as a senior in 2014…As a junior in 2013, posted 71 receptions for 1,085 yards (15.3 avg.), marking the school's first 1,000-yard receiving season since 1998…At the time, it was the sixth-highest single-season receiving yardage in school history.

CAREER TRANSACTIONS

2015: *Selected by New York Giants in the sixth round (186th overall) of NFL Draft, May 2…Signed rookie contract, May 9.*
2016: *Waived by Giants, Sept. 3…Signed by Giants to practice squad, Sept. 5…Signed by San Diego Chargers to active roster from Giants' practice squad, Nov. 9.*
2017: *Re-signed by Los Angeles Chargers as exclusive rights free agent, March 20…Waived by Chargers, Sept. 3…Signed by Chargers to practice squad, Sept. 4…Signed to active roster, Sept. 11…Waived by Chargers, Sept. 16…Signed by Chargers to practice squad, Sept. 19…Signed to active roster, Oct. 26.*
2018: *Re-signed by Chargers as restricted free agent, March 12.*

PERSONAL: Given name Geremy Davis…Nicknames are 'G-Day' and 'Germ'…Born in Memphis, Tenn. …Has a pet tortoise, Tez…Played sports in his youth with Denver G Max Garcia, Texas Rangers OF Delino DeShields Jr., and Diamond DeShields of the Chicago Sky in the WNBA…Earned a degree with a double-major in communications sciences and sociology from Connecticut…**High School:** Recognized as honorable mention All-State in 4A and first-team All-County at Norcross High in Lawrenceville, Ga. …Voted by his teammates as a team captain as a senior…Selected to play in the Rivalries of Gwinnett All-Star Game as a senior in 2009.

GEREMY DAVIS NFL STATISTICS

				— Receiving —					— Rushing —					— Total —
Year	Team	GP	GS	No.	Yds	Avg.	Lg	TD	Att	Yds	Avg.	Lg	TD	Offense
2015	New York Giants	10	0	2	21	10.5	16	0	0	0	—	—	0	21
2016	San Diego	3	0	0	0	—	—	0	0	0	—	—	0	0
2017	Los Angeles Chargers	2	0	0	0	—	—	0	0	0	—	—	0	0
NFL Totals		**15**	**0**	**2**	**21**	**10.5**	**16**	**0**	**0**	**0**	—	—	**0**	**21**

MICHAEL DAVIS

CORNERBACK BRIGHAM YOUNG
6-2 | 195 LBS | GLENDALE, CALIF.
FREE AGENT - 2017
EXPERIENCE: 2ND NFL SEASON
2ND YEAR WITH CHARGERS

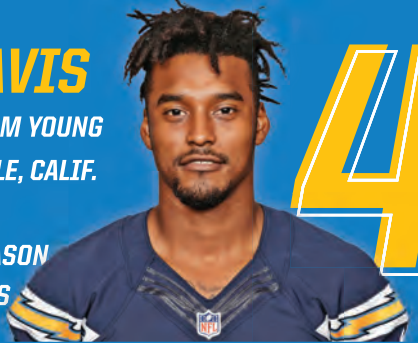

43

CAREER HIGHLIGHTS

- *Spent a week on the practice squad before being promoted to the active roster for the final 15 games, finishing with four solo tackles, two passes defensed and 15 tackles on special teams.*

CAREER TRANSACTIONS

2017: *Signed by Los Angeles Chargers as undrafted free agent, May 1…Waived by Chargers, Sept. 2…Signed by Chargers to practice squad, Sept. 3…Signed to active roster, Sept. 16.*

2017: Played in 15 games, appearing on 280 special teams snaps and 37 on defense…Made four solo tackles and broke up two passes on defense...Posted 15 special teams tackles…Totaled eight special teams tackles on punt coverage, pinning the opponent inside their own 20 three times…Registered seven special teams tackles on kickoff coverage with two pinning the opponent inside their own 20…Returned two kicks for 36 yards (18.0 avg.)...**vs. Miami (Sept. 17):** Made his NFL debut, appearing on 11 special teams plays... Registered a special teams tackle on punt coverage, pinning the Dolphins inside their own 20...**vs. Kansas City (Sept. 24):** Played on 16 special teams snaps...**vs. Philadelphia (Oct. 1):** Appeared on 19 special teams plays...Posted a special teams tackle on punt coverage that forced the ensuing Philadelphia drive to begin inside the 20…**at New York Giants (Oct. 8):** Saw the first action of his career on defense, playing four defensive snaps…Appeared on a team-high 27 special teams plays, posting two tackles on special teams…Registered one on punt coverage and one on kickoff coverage that forced the Giants to start the ensuing drive from inside their own 20…**at Oakland (Oct. 15):** Played a team-high 18 snaps on special teams, totaling a special teams tackle on kickoff coverage…**vs. Denver (Oct. 22):** Saw action on 20 special teams snaps, posting three special teams tackles…Made one on punt coverage and two on kickoff coverage, pinning Denver inside the 20 once on kickoff coverage…**at New England (Oct. 29):** Played 22 snaps on special teams, totaling a special teams tackle on kickoff coverage and two kickoff returns for 36 yards (18.0 avg.)…**at Jacksonville (Nov.12):** Appeared on six defensive plays and 29 on special teams…Registered a pass defensed, the first defensive statistic of his career…Added two special teams tackles on punt coverage, pinning the Jaguars inside the 20 once…**vs. Buffalo (Nov. 19):** Posted three solo tackles and a pass defensed, marking the first defensive tackles of his career…Contributed on a career-high 26 defensive snaps and 19 on special teams…**at Dallas (Nov. 23):** Played on 10 special teams snaps…**vs. Cleveland (Dec. 3):** Saw action on 12 special teams plays, registering a tackle on punt coverage…**vs. Washington (Dec. 10):** Posted a solo tackle while playing a snap on defense and 22 on special teams…Contributed with a downfield block during WR Travis Benjamin's 47-yard punt return in the fourth quarter…**at Kansas City (Dec. 16):** Registered a special teams tackle on kickoff coverage…Played 16 snaps on special teams…**at New York Jets (Dec. 24):** Appeared on 23 special teams plays, registering a special teams tackle on punt coverage for his 14th of the season…**vs. Oakland (Dec. 31):** Saw action on 16 special teams snaps, posting a special teams tackle on kickoff coverage.

COLLEGE: Played four seasons (2013-16) at Brigham Young, appearing in 48 career games with 33 starts…Finished his career with 110 tackles (91 solo), five tackles for loss, an INT, a forced fumble, a recovery and 18 passes defensed…Registered his pick and a career-high 2.5 tackles for loss as a senior in 2016…Posted a career-high 10 passes defensed as a junior…Set career highs with 43 tackles and 36 solo stops as a sophomore.

PERSONAL: Given name Michael Keith Davis II…Nickname is 'Vato'…Born in Glendale, Calif. …Has a son, Atticus Crowe…Interned at WHOOP, a tech startup, in the spring of 2018…Earned a degree in theater arts with an emphasis in set design from Brigham Young…**High School:** Earned first-team All-Pacific League honors as a WR at Glendale (Calif.) High…As a senior, posted 33 catches for 409 yards (12.4 avg.) and three TDs while rushing for 258 yards and two TDs on 39 carries (6.6 avg.)…Also contributed as a senior with 45 tackles as a S and returning 13 kicks for 394 yards (30.3 avg.), including a 99-yarder…Ran the 100-meter dash in 10.67 seconds and the 200 meters in 21.4 seconds to finish seventh at the California state championship.

MICHAEL DAVIS NFL STATISTICS

				— Tackles —						— Interceptions —					— Fumbles —		
Year	Team	GP	GS	Total	Solo	Asst	Sacks	Yds	TFL	No.	Yds	Lg	TD	PD	FF	FR	Yds
2017	Los Angeles Chargers	15	0	4	4	0	0.0	0	0	0	0	—	0	2	0	0	0

NICK DZUBNAR

LINEBACKER CAL POLY-SAN LUIS OBISPO
6-1 | 240 LBS | MISSION VIEJO, CALIF.
FREE AGENT - 2015
EXPERIENCE: 4TH NFL SEASON
4TH YEAR WITH CHARGERS



CAREER HIGHLIGHTS

- *Led the team in 2017 with 21 tackles on special teams in 13 games played.*
- *Appeared in four games with six tackles (three solo) in 2016 before suffering a season-ending knee injury.*
- *Saw action in all 16 games after making the 53-man roster as an undrafted free agent in 2015.*

CAREER TRANSACTIONS

2015: *Signed by San Diego Chargers as undrafted free agent, May 2.*
2016: *Placed on Reserve/Injured (knee), Oct. 10.*
2017: *Waived by Los Angeles Chargers, Sept. 4…Signed by Chargers to practice squad, Sept. 5…Signed to active roster, Sept. 23.*
2018: *Re-signed by Chargers as restricted free agent, March 12.*

2017: Appeared in 13 games and was inactive for one, tallying a team-high 21 special teams tackles with 13 on kickoff coverage and eight on punt coverage…**vs. Kansas City (Sept. 24):** Made his season debut, appearing on five special teams plays, registering a special teams tackle on punt coverage…**vs. Philadelphia (Oct. 1):** Inactive (healthy scratch)…**at New York Giants (Oct. 8):** Appeared on 17 plays on special teams, registering two special teams tackles on kickoff coverage and one on punt coverage…**at Oakland (Oct. 15):** Saw action on 15 special teams plays, netting a special teams tackle on kickoff coverage and one on punt coverage…**vs. Denver (Oct. 22):** Played 20 snaps on special teams, registering two special teams tackles on punt coverage, including one that forced Denver to start the ensuing drive inside the 20-yard line…**at New England (Oct. 29):** Appeared in the 25th game of his career, playing on 19 special teams snaps and registering a special teams tackle on punt coverage…**at Jacksonville (Nov. 12):** Saw action on 28 special teams plays…**vs. Buffalo (Nov. 19):** Registered a season-high five special teams tackles on kickoff coverage with one pinning the Bills inside their 20…Appeared on 20 plays on special teams…**at Dallas (Nov. 23):** Saw action on 12 plays on special teams, registering a special teams tackle on kickoff coverage…**vs. Cleveland (Dec. 3):** Appeared on 13 special teams snaps…Downed a punt by P Drew Kaser at the four-yard line in the fourth quarter on the team's first punt in over seven quarters…**vs. Washington (Dec. 10):** Appeared in the 30th game of his career, totaling three special teams tackles on kickoff coverage, including one that pinned the Redskins inside their 20…Added another special teams tackle on punt coverage…**at Kansas City (Dec. 16):** Registered 16 special teams snaps…**at New York Jets (Dec. 24):** Posted a special teams tackle on punt coverage for his 20th of the season…Played 24 special teams snaps…**vs. Oakland (Dec. 31):** Appeared on 14 special teams snaps, posting a special teams tackle on kickoff coverage.

2016: Appeared in four games, finishing with six tackles (three solo)…Suffered a season-ending knee injury and was placed on injured reserve on Oct.10…**at Indianapolis (Sept. 25):** Posted a career-high four tackles…**at Oakland (Oct. 9):** Inactive (knee).

2015: Appeared in all 16 games, finishing with two assisted tackles and led the team with 13 tackles on special teams…**at Green Bay (Oct. 18):** Tied for a team high with two tackles on special teams…**vs. Oakland (Oct. 25):** Saw the first action on defense of his career, assisting on two tackles.

COLLEGE: Played four seasons (2011-14) at Cal Poly – San Luis Obispo after redshirting in 2010, ending his Mustang career as the second-leading tackler in school history with 414 stops…Added 24 tackles for loss, four sacks, seven forced fumbles, five INTs and 15 passes defensed…After setting a single-season school record with 167 tackles, earned All-America, first-team All-Big Sky and team MVP honors as a senior in 2014…Finished sixth in voting for the Buck Buchanan Award, which recognizes the top defensive player in Football Championship Subdivision…Recognized as third-team All-Big Sky as a junior and was named honorable mention as a sophomore.

PERSONAL: Given name Nicholas David Dzubnar…Last name is pronounced duh-ZOOB-nar…Born in Anaheim, Calif. …Grew up surfing, wrestling and playing hockey, and said he was better at hockey than football in high school…Participated as a Junior Anaheim Duck in his youth…His brother-in-law is former Chargers T Cory Lekkerkerker…Earned a degree in construction management from Cal Poly – San Luis Obispo…**High School:** Earned All-Orange County and All-CIF Southern Section Pac-5 honors at Mission Viejo (Calif.) High…Recognized as a team captain, first-team All-League and as the league's Defensive MVP…Wrestled at 215 pounds and helped the school to its first league title since 1972…Senior class president and a four-year ASB member.

NICK DZUBNAR NFL STATISTICS

				— Tackles —						— Interceptions —					— Fumbles —		
Year	Team	GP	GS	Total	Solo	Asst	Sacks	Yds	TFL	No.	Yds	Lg	TD	PD	FF	FR	Yds
2015	San Diego	16	0	2	0	2	0.0	0	0	0	0	—	0	0	0	0	0
2016	San Diego	4	0	6	3	3	0.0	0	0	0	0	—	0	0	0	0	0
2017	Los Angeles Chargers	13	0	0	0	0	0.0	0	0	0	0	—	0	0	0	0	0
NFL Totals		**33**	**0**	**8**	**3**	**5**	**0.0**	**0**	**0**	**0**	**0**	**—**	**0**	**0**	**0**	**0**	**0**

AUSTIN EKELER

RUNNING BACK WESTERN STATE, COLO.
5-10 | 200 LBS | EATON, COLO.
FREE AGENT - 2017
EXPERIENCE: 2ND NFL SEASON
2ND YEAR WITH CHARGERS

30

CAREER HIGHLIGHTS

- *Made the 53-man roster as an undrafted free agent last season, finishing his rookie campaign with 260 rushing yards and two touchdowns on 47 carries (5.5 avg.), and 27 catches for 279 yards (10.3 avg.) and three touchdowns.*
- *Became the first Chargers undrafted rookie RB to post three touchdown catches in a season, while tying RB Don Woods (1974) and RB James Brooks (1981) for the team record by a rookie RB.*
- *In Week 10 at Jacksonville, became the first RB to post two touchdown catches of 20-plus yards in a single game since Jamaal Charles (Dec. 15, 2013).*

CAREER TRANSACTIONS

2017: *Signed by Los Angeles Chargers as undrafted free agent, May 1.*

2017: Appeared in all 16 games…Scored a 35-yard TD on the first carry of his career…Registered 47 carries for 260 yards (5.5 avg.) and two TDs…Posted 27 receptions for 279 yards (10.3 avg.) and three TDs…Recorded two TD catches of 20-plus yards in the contest at Jacksonville, becoming the first RB to do so in a single game since RB Jamaal Charles (Dec. 15, 2013)…His three TD catches were the most by an undrafted rookie RB in Chargers history and tied RB Don Woods (1974) and RB James Brooks (1981) for the most by a rookie RB in team annals…Returned five kickoffs for 85 yards (17.0 avg.)…Added 17 special teams tackles...**at Denver (Sept. 11):** Made his NFL debut in his home state of Colorado…Posted two receptions for 18 yards (9.0 avg.) while seeing action on three offensive plays and 17 on special teams…Registered a special teams tackle on punt coverage, pinning Denver inside its own 20…**vs. Miami (Sept. 17):** Returned three kickoffs for 49 yards (16.3 avg.) with a long of 22 yards on 17 plays on special teams…Added a special teams tackle on punt coverage…**vs. Kansas City (Sept. 24):** Registered a six-yard reception…Saw action at RB on six offensive snaps and 19 on special teams…**vs. Philadelphia (Oct. 1):** Recorded a TD on the first carry of his career, a 35-yard score in the fourth quarter…Forced a missed tackle by OLB Mychal Kendricks on second down before running away from defenders for the score…Added two receptions for 23 yards (11.5 avg.)…Contributed with two special teams tackles on punt coverage that pinned the Eagles inside the 20-yard line…**at New York Giants (Oct. 8):** Participated on 13 offensive snaps and 16 on special teams…Posted four carries…Registered career highs in receptions (three) and receiving yards (28) for a 9.3 yards-per-reception average…Contributed with a tackle on kickoff coverage, pinning the Giants inside their own 20-yard line…**at Oakland (Oct. 15):** Recorded a one-yard run and an eight-yard reception on seven offensive plays…Contributed on 11 special teams plays, totaling two special teams tackles on punt coverage…Converted a reception on third-and-eight to move the chains on the team's first scoring drive…Caught the pass from QB Philip Rivers in the right flat and juked past CB David Amerson to get enough yardage for the first down…**vs. Denver (Oct. 22):** Registered the first TD catch of his career, finishing the game with four catches for six yards (1.5 avg.) and the score…On the play, started in shotgun formation to the right of Philip Rivers before motioning left out of the backfield to catch a swing-pass in the left flat from Rivers for the one-yard score…Posted 38 rushing yards on seven carries (5.4 avg.)…Added a special teams tackle on kickoff coverage that forced Denver to start inside the 20…Contributed on punt coverage by downing a punt by P Drew Kaser at the Denver one-yard line in the third quarter…Saw action on 18 plays on offense and 13 on special teams…**at New England (Oct. 29):** Saw action on 17 plays on offense and 14 on special teams…Posted two rushes for eight yards (4.0 avg.) and hauled in a 13-yard catch…Returned two kickoffs for 36 yards (18.0 avg.)…Added a special teams tackle on punt coverage…**at Jacksonville (Nov. 12):** Led the team in rushing and receiving yards, posting his first game with more than 100 scrimmage yards (119)…Posted 42 rushing yards on 10 carries (4.2 avg.), both career highs…Set career highs with 77 receiving yards and two TDs on five catches (15.4 avg.), including a career-long 28-yard TD catch at the end of the first half…On the play, caught a pass in the right flat and ran away from LB Telvin Smith before breaking a tackle by CB Jalen Ramsey and running down the sideline for the score…Added a 22-yard score after catching another pass in the right flat before turning up the sideline and diving

across the goal line for the TD…Became the first RB to post two TD catches of 20-plus yards in the same game since Jamaal Charles (Dec. 15, 2013)…Saw action on 23 offensive snaps and 17 on special teams…Led the team with three special teams tackles, all coming on punt coverage…**vs. Buffalo (Nov. 19):** Played on 32 offensive snaps and 14 on special teams…Rushed for 40 yards and a TD on six attempts (6.7 avg.)…In the fourth quarter, took a handoff up the middle from QB Kellen Clemens and ran away from Bills defenders for a 21-yard TD after receiving blocks from G/T Michael Schofield, G Kenny Wiggins, TE Cumberland and WR Tyrell Williams…Added two catches for 18 yards (9.0 avg.)…**at Dallas (Nov. 23):** Saw action on 27 snaps on offense and 11 on special teams…Rushed for 15 yards on six attempts (2.5 avg.) and posted three catches for 55 yards (18.3 avg.), including a career-long 38-yard catch in the third quarter…On third-and-two, was split wide left and put a double-move on LB Justin Durant to get open down the left sideline for the 38-yard completion from Philip Rivers…**vs. Cleveland (Dec. 3):** Appeared on 20 plays on offense and seven on special teams…Posted 19 rushing yards on four attempts (4.8 avg.) and 21 receiving yards on a pair of receptions (10.5 avg.)…**vs. Washington (Dec. 10):** Posted a career-high 49 rushing yards on four carries (12.3 avg.), seeing action on 18 plays on offense and 21 on special teams…Three-of-five special teams tackles came on kickoff coverage (one pinning the Redskins inside the 20) and two came on punt coverage (one pinned Washington inside their own 20)…On final play of the first half, took a handoff from Philip Rivers in the shotgun and ran through blocks from T Russell Okung, G Dan Feeney and TE Antonio Gates for a 33-yard gain, finishing just short of the end zone…**at Kansas City (Dec. 16):** Played 10 snaps on offense and six on special teams before leaving with a hand injury…Finished with a six-yard reception and 13 rushing yards on two attempts (6.5 avg.)…Ran for a 12-yard gain in the first quarter, taking an end-around handoff from Philip Rivers after a fake swing-pass to RB Melvin Gordon past a block from Dan Feeney…**at New York Jets (Dec. 24):** Limited to four special teams plays due to a hand injury suffered at Kansas City…**vs. Oakland (Dec. 31):** Still limited with a cast on his hand, appeared on six special teams snaps.

COLLEGE: Played four seasons (2013-16) at Western State Colorado in Gunnison, Colo., totaling 5,857 rushing yards and 55 rushing TDs on 932 attempts (6.3 avg.)…Broke almost every career rushing record in school history…Four-time first-team All-Rocky Mountain Athletic Conference selection…Posted 1,000-plus rushing yards all four seasons (1,049 in 2013, 1,676 in 2014, 1,637 in 2015 and 1,495 in 2016)…Became the school's career rushing yards leader as a junior…Candidate for the Harlon Hill Trophy in 2015, which is awarded to the top Division-II player…Set a career high with a 344-yard, five-TD performance at Western New Mexico in 2015…With 1,676 rushing yards as a sophomore in 2014, set the Mountaineers record for rushing yards in a single season.

PERSONAL: Given name Austin Ekeler…Last name is pronounced ECK-uh-ler…Born in Lincoln, Neb. …Completed his collegiate degree in the spring of 2018, following his rookie campaign…Earned a degree in event management…**High School:** Earned All-Conference and All-State honors in football and track & field at Eaton (Colo.) High…Finished his high school career with 2,398 rushing yards and 42 TDs for a 10.2 avg.

AUSTIN EKELER NFL STATISTICS

				— Receiving —					— Rushing —					— Total —
Year	Team	GP	GS	No.	Yds	Avg.	Lg	TD	Att	Yds	Avg.	Lg	TD	Offense
2017	Los Angeles Chargers	16	0	47	260	5.5	35t	2	27	279	10.3	38	3	539

		— Kickoff Returns —					— Punt Returns —						— All-Purpose —
Year	Team	No.	Yds	Avg.	Lg	TD	No.	FC	Yds	Avg.	Lg	TD	Yards
2017	Los Angeles Chargers	5	85	17.0	22	0	0	0	0	—	—	0	624

AUSTIN EKELER GAME-BY-GAME

2017		Rushing					Receiving				
Date	Opp	No.-Yds	Avg.	Lg	TD	TDs	No.-Yds	Avg.	Lg	TD	TDs
09/11	at Den	0-0	0.0	0	0		2-18	9.0	11	0	
09/17	Mia	0-0	0.0	0	0		0-0	0.0	0	0	
09/24	KC	0-0	0.0	0	0		1-6	6.0	6	0	
10/01	Phi	1-35	35.0	35t	1	35	2-23	11.5	12	0	
10/08	at NYG	4-0	0.0	2	0		3-28	9.3	14	0	
10/15	at Oak	1-1	1.0	1	0		1-8	8.0	8	0	
10/22	Den	7-38	5.4	11	0		4-6	1.5	3	1	1
10/29	at NE	2-8	4.0	5	0		1-13	13.0	13	0	
11/12	at Jax	10-42	4.2	11	0		5-77	15.4	28t	2	28, 22
11/19	Buf	6-40	6.7	21t	1	21	2-18	9.0	11	0	
11/23	at Dal	6-15	2.5	7	0		3-55	18.3	38	0	
12/03	Cle	4-19	4.8	9	0		2-21	10.5	16	0	
12/10	Was	4-49	12.3	33	0		0-0	0.0	0	0	
12/16	at KC	2-13	6.5	13	0		1-6	6.0	6	0	
12/24	at NYJ	0-0	0.0	0	0		0-0	0.0	0	0	
12/31	Oak	0-0	0.0	0	0		0-0	0.0	0	0	
	Totals	**47-260**	**5.5**	**35t**	**2**		**27-279**	**10.3**	**38**	**3**	

* Denotes starter

KYLE EMANUEL

LINEBACKER | **NORTH DAKOTA STATE**

6-3 | 250 LBS | SCHUYLER, NEB.

DRAFT 5 - 2015

EXPERIENCE: 4TH NFL SEASON

4TH YEAR WITH CHARGERS

51

CAREER HIGHLIGHTS

- *Started 11 of 16 games played last season for the second-straight year, finishing with 37 tackles (15 solo), a career-high 1.5 sacks, an interception and 1.5 tackles for loss.*
- *In 2016, set a career high with 49 tackles (30 solo), a half-sack, two passes defensed, a forced fumble and a recovery.*
- *In his NFL debut against Detroit (Sept. 13, 2015), posted a 13-yard sack, an interception and two tackles for loss while also applying pressure to force another interception.*

CAREER TRANSACTIONS

2015: *Selected by San Diego Chargers in the third round (153rd overall) of NFL Draft, May 1…Signed rookie contract, May 13.*

2017: Started 11 of 16 games played…Totaled 37 tackles (15 solo), 1.5 sacks, an INT and three passes defensed...Part of a defensive unit that ranked tied for fifth in the NFL with 43 sacks…Contributed on 153 special teams plays, registering three special teams tackles on punt coverage...**at Denver (Sept. 11):** Started at OLB, playing 30 snaps on defense…Made five tackles (three solo)...**vs. Miami (Sept. 17):** Appeared on 12 defensive snaps...Registered three tackles (one solo) and a pass defensed...Broke up a pass early in the third quarter from QB Jay Cutler intended for WR DeVante Parker...**vs. Kansas City (Sept. 24):** Played 20 defensive snaps, posting a solo tackle...Added a special teams tackle on punt coverage that pinned the Chiefs inside their own 20... **vs. Philadelphia (Oct. 1):** Started the 16th game of his career at OLB, his second of the season...Assisted on three tackles on 17 defensive snaps…**at New York Giants (Oct. 8):** Started at OLB, registering three tackles (one solo)…Saw action on 21 defensive snaps…**at Oakland (Oct. 15):** Appeared on 17 plays on defense and 12 on special teams, posting three assisted tackles…**vs. Denver (Oct. 22):** Started at OLB, appearing on 17 defensive snaps…Totaled four tackles (three solo), including the 100th of his career, and a pass defensed…Added a special teams tackle on punt coverage…Late in the third quarter, broke up a pass from QB Trevor Siemian intended for TE Virgil Green deep along the right sideline… **at New England (Oct. 29):** Posted two tackles (one solo) on defense, seeing action on 28 defensive snaps and 16 on special teams…**at Jacksonville (Nov. 12):** Saw action on 40 defensive snaps in the 40th game of his career, starting at OLB…Registered a sack, bringing his career total to 2.5…On the play, put a swim-move on FB Tommy Bohanon to reach QB Blake Bortles for a four-yard sack…**vs. Buffalo (Nov. 19):** Assisted on a tackle and posted a special teams tackle after opening the game at OLB…Provided a block for ILB Korey Toomer on his 59-yard pick-six in the first quarter…Appeared on 20 plays on defense… **at Dallas (Nov. 23):** Started at OLB and played 14 defensive snaps, finishing with two assisted tackles… **vs. Cleveland (Dec. 3):** Posted two tackles (one solo) on 11 defensive snaps after opening the game at OLB…**vs. Washington (Dec. 10):** Registered the second INT of his career, corralling a pass tipped by CB Trevor Williams and returning it 23 yards… Played seven snaps on defense and eight on special teams, finishing with two tackles (one solo), the INT and a pass defensed…**at Kansas City (Dec. 16):** Appeared in the 45th game of his career and started at OLB, seeing action on five defensive snaps and 13 on special teams…Assisted on two tackles…**at New York Jets (Dec. 24):** Split an eight-yard sack of of QB Bryce Petty with S Jahleel Addae…Powered through blocks by T Brent Qvale and RB Matt Forté to bring down Petty with Addae…Played 26 snaps on defense and 11 on special teams after starting at OLB…**vs. Oakland (Dec. 31):** Saw action on 18 defensive plays and four on special teams after opening the game at OLB…Finished with three tackles (two solo).

2016: Started 11 of 16 games played, posting a career-high 49 tackles (30 solo), seven tackles for loss and a half-sack…Added a forced fumble, a recovery and two passes defensed…Registered three tackles on special teams…**at Indianapolis (Sept. 25):** Forced a fumble after a big hit on RB Frank Gore in the second quarter…**vs. Tennessee (Nov. 6):** Made the first start at ILB for the first time in his career… **vs. Oakland (Dec. 18):** Recovered a fumble by RB Latavius Murray that was forced by OLB Melvin Ingram…Made two stops in the fourth quarter near the goal line to help force a field goal, including a tackle for loss of Murray on third-and-goal from the one-yard line…**at Cleveland (Dec. 24):** Split a four-yard sack on third down with OLB Jatavis Brown to

force a field goal attempt…**vs. Kansas City (Jan. 1):** Registered a season-high seven tackles.

2015: Appeared in 15 games with three starts…Registered 30 tackles (15 solo), a sack and three tackles for loss…Recorded an INT, a pass defensed and eight tackles on special teams…**vs. Detroit (Sept. 13):** Made his NFL debut, finishing with an INT, a 13-yard sack and two tackles for loss…Put pressure on QB Matthew Stafford leading to an INT by CB Patrick Robinson…**vs. Miami (Dec. 20):** Posted two tackles on special teams before departing with a concussion.

COLLEGE: Played four seasons (2011-14) at North Dakota State after redshirting in 2010, finishing his Bison career with 234 tackles, 35.5 sacks, 58.5 tackles for loss and two blocked field goals…Part of a Bison team that won four-consecutive NCAA Football Championship Subdivision National Championships and four-straight conference titles…Named the 2014 Buck Buchanan Award winner, which is given annually to the top defensive player in FCS, after leading the FCS with 19.5 sacks and 32.5 tackles for loss during his senior campaign…First-team All-American as a senior by *The Associated Press*, American Football Coaches Association and Walter Camp Football Foundation…Named first-team All-Missouri Valley Conference as a senior in 2014 while earning second-team and honorable mention recognition as a junior and sophomore, respectively…Earned MVC Defensive Player of the Week three times and was a two-time FCS National All-Star by *College Sporting News*…Earned numerous academic accolades, including MVC All-Academic twice (2012-13) and MVC Honor Roll four times (2010-13).

PERSONAL: Given name Kyle James Emanuel…Born in Fremont, Neb. …First job was detasseling corn in his youth, which required him to be in the fields by 5:30 each morning…Recently got involved in Garth Brooks' Teammates for Kids foundation, which provides support to inner-city youth with health and education…Hosted his inaugural free youth football camp at his high school this past June for children between the ages of six and 13…Earned a degree in construction management from North Dakota State…**High School:** A two-time All-State and three-time All-District recipient at Schulyer (Neb.) Central High…Added a pair of All-State and All-Conference selections in basketball.

KYLE EMANUEL NFL STATISTICS

				— Tackles —						— Interceptions —					— Fumbles —		
Year	Team	GP	GS	Total	Solo	Asst	Sacks	Yds	TFL	No.	Yds	Lg	TD	PD	FF	FR	Yds
2015	San Diego	15	3	30	15	15	1.0	13	3	1	0	0	0	1	0	0	0
2016	San Diego	16	11	49	30	19	0.5	2	7	0	0	—	0	2	1	1	0
2017	Los Angeles Chargers	16	11	37	15	22	1.5	8	1.5	1	23	23	0	3	0	0	0
NFL Totals		**47**	**25**	**116**	**60**	**56**	**3.0**	**23**	**11.5**	**2**	**23**	**23**	**0**	**6**	**1**	**1**	**0**

DAN FEENEY

GUARD INDIANA

6-4 | 310 LBS | ORLAND PARK, ILL.

DRAFT 3 - 2017

EXPERIENCE: 2ND NFL SEASON

2ND YEAR WITH CHARGERS

CAREER HIGHLIGHTS

- *Named All-Rookie by the Professional Football Writers of America.*
- *Appeared in 15 games with nine starts as a rookie last season, taking over as the starting LG after C/G Matt Slauson suffered a season-ending biceps injury.*
- *Part of a line that kept QB Philip Rivers upright to throw for 4,515 yards and 28 touchdowns with 10 interceptions on 360-of-575 passing (96.0 passer rating) last season.*
- *Provided protection for Rivers to reach 342 career passing touchdowns, tying Hall of Fame QB Fran Tarkenton for sixth in NFL history, 50,348 career regular-season passing yards, finishing the season ranked ninth on the all-time passing yards list, and 4,171 completions, good for seventh on the all-time completions list.*
- *Last season, blocked for RB Melvin Gordon to rush for 1,105 yards and eight touchdowns on 284 attempts (3.9 avg.) for his first 1,000-yard rushing season.*
- *Member of an offensive line that allowed the fewest sacks in the NFL (18) in 2017.*

AWARDS AND HONORS

2017: *Professional Football Writers of America All-Rookie*

CAREER TRANSACTIONS

2017: *Selected by Los Angeles Chargers in the third round (71st overall) of NFL Draft, April 28…Signed rookie contract, June 2.*

2017: Named All-Rookie by the *Professional Football Writers of America*…Dressed for all 16 contests, appearing in 15 and making nine starts…Took over as the starting LG after C/G Matt Slauson suffered a season-ending biceps injury…Blocked for QB Philip Rivers to reach 342 career passing TDs, tying Hall of Fame QB Fran Tarkenton for sixth in NFL history…Allowed time for Rivers to reach 50,000 career regular-season passing yards, finishing the season ranked ninth on the all-time passing yards list with 50,348…Provided protection for Rivers to finish the year with 4,171 completions, good for seventh on the all-time completions list…Member of an offensive line that allowed the fewest sacks in the NFL (18)…**Awards:** *Professional Football Writers of America* All-Rookie…Pro Football Journal First-Team All-Rookie…NFL.com's Gil Brandt All-Rookie...**at Denver (Sept. 11):** Made his NFL debut, appearing on nine special teams plays…**vs. Miami (Sept. 17):** Played 11 snaps on special teams…**vs. Kansas City (Sept. 24):** Dressed, but did not see any action…**vs. Philadelphia (Oct. 1):** Appeared on a special teams play and saw the first action on offense of his career…Replaced Matt Slauson after a triceps injury, appearing on four plays…Provided Philip Rivers protection to find TE Hunter Henry on a four-yard TD to bring Los Angeles within two points…**at New York Giants (Oct. 8):** Appeared on nine offensive snaps…**at Oakland (Oct. 15):** Appeared on 11 offensive plays…On a screen pass to RB Melvin Gordon, provided the final downfield block inside the five-yard line for Gordon to score…**vs. Denver (Oct. 22):** Replaced Matt Slauson after a season-ending biceps injury, seeing action on 26 offensive snaps and one on special teams…Provided a key kick-out block on OLB Shaquil Barrett to spring RB Austin Ekeler for an 11-yard run…**at New England (Oct. 29):** Started at LG for the first start of his career, playing all 58 snaps on offense and two on special teams…Helped pave the way for Melvin Gordon to rush for a season-high 132 yards and an 87-yard TD on 14 carries (9.4 avg.)…**at Jacksonville (Nov. 12):** Started at LG and saw action on all 69 plays on offense and three on special teams…Provided time for Philip Rivers to throw for 235 yards and two TDs with an INT on 21-of-37 passing (56.8 pct.) to move past Hall of Fame QB Warren Moon (3,988) for eighth on the all-time completions list…**vs. Buffalo (Nov. 19):** Started at LG, joining G/T Michael Schofield and G Kenny Wiggins as the only Chargers to play all 74 offensive snaps…Provided protection for Philip Rivers and QB Kellen Clemens to throw for a combined 284 passing yards and two TDs for a 108.4 passer rating, including Rivers completing 20-of-32 passes (62.5 pct.) for 251 yards and two TDs (107.7 passer rating) through three quarters…It marked the fifth game of the season for Rivers with a passer rating above 100 and his fourth above 105…Blocked for Melvin Gordon and Austin Ekeler to combine for 120 rushing yards and two TDs on 26 carries (4.6 avg.)…**at Dallas (Nov. 23):** Started at LG and played all 68 snaps on

offense and six on special teams…Part of a line that allowed Philip Rivers to throw for 434 yards and three TDs on 27-of-33 passing (81.8 pct.) for a 149.1 passer rating…It marked the ninth 400-yard game, 54th 300-yard game and 51st three-TD game of Rivers' career…The 149.1 passer rating ranked third in his career…On the first TD pass, provided Rivers time to move through his progressions to find Hunter Henry in the middle of the end zone matched up with S Byron Jones for a three-yard score…**vs. Cleveland (Dec. 3):** Played all 70 snaps on offense and seven on special teams after opening the contest at LG…Blocked for Philip Rivers to complete 31 passes on 43 attempts (72.1 pct.) for 344 yards and a TD (103.2 passer rating), marking the 55th 300-yard game of Rivers' career…Protected Rivers to reach 3,000 yards on the year for the 12th-consecutive season, which also brought his career total past 49,000…The victory gave Rivers 103 for his career, good for sole possession of 13th in league history, breaking a tie with Warren Moon…Blocked for Melvin Gordon to rush for 77 yards on 19 carries (4.1), including a sealing block of LB James Burgess Jr., on Gordon's 29-yard run in the third quarter…**vs. Washington (Dec. 10):** Started at LG and played all 72 snaps on offense and six on special teams…Provided protection for Philip Rivers to post the 104th victory of his career and pass Warren Moon (49,324) for ninth in all-time passing yards…Blocked for Rivers to post 319 passing yards and two TDs on 18-of-31 passing (58.1 pct.) for a 114.9 passer rating, marking his 56th career game of 300-plus passing yards…Provided key blocks on Austin Ekeler's 33-yard run to close the first half and Melvin Gordon's one-yard TD run in the third quarter…**at Kansas City (Dec. 16):** Played all 64 snaps on offense and two on special teams after opening the game at LG…Blocked for Melvin Gordon to post 78 rushing yards and a TD on 19 attempts (4.1 avg.) and six catches for 91 yards (15.2 avg.)…Gordon's 169 yards from scrimmage were a season high and ranked second in his career…Chipped a key downfield block on an end-around run by Austin Ekeler in the second quarter for a 12-yard gain…**at New York Jets (Dec. 24):** Started at LG, playing all 73 snaps on offense and three on special teams…Provided time for Philip Rivers to pass Hall of Fame QB John Elway (4,123) for eighth on the all-time completions list, finishing 22-of-40 passing (55.0 pct.) for 290 yards and a TD (86.5 passer rating)…It marked Rivers' ninth 4,000-yard season of his career, becoming the fourth QB in NFL history to achieve 4,000 yards in nine-plus seasons (Peyton Manning with 14, Drew Brees with 12 and Tom Brady with nine)…Blocked for Melvin Gordon to post 81 rushing yards and a TD on 19 carries (4.3 avg.) and haul in three catches for 47 yards (15.7 avg.), allowing Gordon to surpass 1,000 rushing yards for the first season of his career…Pulled to the left and provided a cut-block on CB Morris Claiborne for Gordon to take a pitch 18 yards in the third quarter…**vs. Oakland (Dec. 31):** Started at LG, appearing on all 70 offensive snaps and six on special teams…Protected Philip Rivers to throw for 387 yards and three TDs on 28-of-37 passing (75.7 pct.) for a 135.8 passer rating…It marked Rivers' 57th 300-yard game and his 52nd three-TD game…Rivers' three TD passes brought his career total to 342, tying Fran Tarkenton for sixth in NFL history…Provided time for Rivers to eclipse 50,000 career regular-season passing yards, making him the ninth player in league annals to do so…Blocked for Melvin Gordon to register 93 rushing yards on 17 attempts (5.5 avg.) and six catches for 31 receiving yards (5.2 avg.)…The rushing yardage pushed Gordon into seventh in career rushing yards in Chargers history…Early in the third quarter, pulled to the right to block DT Eddie Vanderdoes at the line, allowing Gordon to post a 16-yard gain.

COLLEGE: Played four seasons (2012, '14-16) at Indiana with a medical redshirt in 2013, totaling 46 starts, with his first 41 starts coming at RG and the other five coming at RT…Allowed just two sacks in 3,355 career snaps…Became just the fourth Hoosier to be recognized as a first-team All-American twice, earning the accolade from *The Associated Press* as a junior and a senior…Blocked for the Big Ten's second-best passing attack as a senior and the No. 1 offense in the conference as a junior…Named first-team All-Big Ten as a junior and senior while earning honorable mention as a freshman and sophomore.

PERSONAL: Given name Daniel James Feeney…Born in Orland Park, Ill. …Volunteered at bible school and Erin's Walk for Change…Earned a degree in exercise science from Indiana…**High School:** Lettered four years in football at Carl Sandburg High in Orland Park, Ill. …Earned All-Area, second-team All-State and All-Conference honors during his Eagles career.

DAN FEENEY NFL GAMES

Year	Team	GP	GS
2017	Los Angeles Chargers	15	9

MELVIN GORDON

RUNNING BACK WISCONSIN

6-1 | 215 LBS | KENOSHA, WIS.

DRAFT 1 - 2015

EXPERIENCE: 4TH NFL SEASON

4TH YEAR WITH CHARGERS

28

CAREER HIGHLIGHTS

- *Made the first Pro Bowl of his career and was named Chargers Offensive Player of the Year in 2016 after totaling 1,416 yards from scrimmage (997 rushing, 419 receiving) and 12 total touchdowns (10 rushing, two receiving).*
- *Two-time AFC Offensive Player of the Week (Week 5 of 2017 and Week 9 of 2016) and was voted by fans as the Castrol Edge Clutch Performer of the Week in Week 9 of 2016.*
- *In the each of the past two seasons, posted 1,400-plus yards from scrimmage and 12-plus total touchdowns, becoming the second player in team history to eclipse that mark in consecutive seasons, joining Hall of Fame RB LaDainian Tomlinson (2002-08).*
- *In Chargers history, ranks eighth with 2,743 career rushing yards and ninth with 18 career rushing touchdowns. He became the 13th player in team annals to eclipse 2,000 career rushing yards.*
- *Ranks in the top-15 among RBs in Chargers history with 132 receptions (ninth) and 1,087 receiving yards (11th).*
- *Moved to 11th among RBs in career yards from scrimmage in team annals with 3,830.*
- *In 2017, ran for 1,105 yards and eight touchdowns on 284 attempts (3.9 avg.) for his first 1,000-yard season and the 20th in team history.*
- *Set career highs in 2017 with 58 receptions for 476 yards (8.2 avg.) and four touchdown catches.*

CAREER TRANSACTIONS

2015: *Selected by San Diego Chargers in the first round (15th overall) of NFL Draft, April 30 (pick acquired from San Francisco for Chargers' first and fourth-round picks, and 2016 fifth-round selection)…Signed rookie contract, May 15…Placed on Reserve/Injured (knee), Dec. 21.*
2018: *Had fifth-year team option exercised on rookie contract by Los Angeles Chargers, May 2.*

AWARDS AND HONORS

2017: *AFC Offensive Player of the Week (Week 5 at N.Y. Giants)*
2016: *NFL Pro Bowl Selection (First)*
Chargers Offensive Player of the Year
AFC Offensive Player of the Week (Week 9 vs. Tennessee)
Castrol Edge Clutch Performer of the Week (Week 9 vs. Tennessee)

BEYOND THE BOLT

Gordon's parents played an instrumental role in his upbringing. His mother, Carmen, has never missed one of his games. Before enrolling at Wisconsin, she would shuttle him to and from football camps and combines as far away as Tennessee and Alabama. Carmen also stayed after him to maintain good grades as he was named to a host of all-academic teams during his college career at Wisconsin. Melvin wore No. 25 for the Badgers because it was his mother's age when he was born.

Gordon's father, Melvin Jr., also known as "Big Bo," taught his son the importance of strength and conditioning. The family had a weight room in the basement of their Kenosha home and Melvin Sr., was a regular fixture in the weight room at Bradford High School. Gordon continued his intense training regimen at Wisconsin where he once ran every step in Camp Randall Stadium while wearing a weighted vest. A former semi-pro football player, the elder Gordon used to show his son tapes of great running backs like Barry Sanders and Walter Payton.

2017: Named AFC Offensive Player of the Week for his efforts in a Week 5 win against the Giants: 163 yards from scrimmage (105 rushing), a team-high six receptions and two TD catches…Started all 16 contests, posting 284 carries for a career-high 1,105 yards (3.9 avg.) and eight TDs, including a career-long 87-yard score against the Patriots that tied RB Paul Lowe for the longest run in Chargers history…It marked his first 1,000-yard season and the 20th in team history…Set career highs with 58 catches for 476

yards (8.2 avg.) and four TD catches…Opened the season with a TD in three consecutive games…For the second straight season, posted at least 1,400 yards from scrimmage and 12-plus total TDs to become the second player in team history to eclipse that mark in consecutive seasons, joining Hall of Fame RB LaDainian Tomlinson (2002-08)…Became the 13th player in team annals to surpass the 2,000-yard career rushing mark, finishing the season with 2,743 for No. 8 in franchise history…Topped 3,000 yards from scrimmage for his career, becoming the 14th RB in franchise history to reach that threshold…Reached 18 career rushing TDs, moving into sole possession of ninth in team annals…Ranks No. 7 in franchise history with 722 career rushes…Moved into 11th in career receiving yards among RBs in team history, bringing his career total to 1,087 as the 14th RB in Chargers history with 1,000 receiving yards…With 132 career receptions, ranks ninth in team annals among RBs…Posted two 100-yard rushing performances…His four receiving TDs set a career high for a single season…Finished the year ranked seventh in the NFL in rushing yards (1,105) and tied for fourth in total TDs (12)…Had the fourth-most offensive touches in the NFL (342)…**Awards:** AFC Offensive Player of the Week (Week 5)….**at Denver (Sept. 11):** Started at RB and played 45 snaps on offense…Posted 54 rushing yards on 18 carries (3.0 avg.)…Added 25 receiving yards and a TD on five catches (5.0 avg.), the third receiving TD of his career…Ran an angle-route out of the backfield to beat the coverage of LB Todd Davis to haul in the pass from QB Philip Rivers, and then leapt over S Justin Simmons at the three-yard line to reach the end zone…Surpassed 700 career receiving yards…**vs. Miami (Sept. 17):** Opened the game at RB, totaling 13 rushing yards and a TD on nine carries (1.4 avg.)…Posted seven catches for 65 yards (9.3 avg.) while playing on 48 offensive snaps…**vs. Kansas City (Sept. 24):** Played 33 offensive snaps after starting at RB…Ran for a then-season-high 79 yards and a TD on 17 attempts (4.6 avg.)…It marked the 30th game played of his career…**vs. Philadelphia (Oct. 1):** Opened the game at RB and appeared on 42 offensive plays, registering a seven-yard reception and 22 rushing yards on 10 carries (2.2 avg.)…Surpassed 1,800 career rushing yards on a 12-yard run in the first quarter…**at New York Giants (Oct. 8):** Named AFC Offensive Player of the Week…Hauled in two TD passes from Philip Rivers in the right flat inside the red zone, including the game-winning score with just under three minutes remaining…Totaled six catches for 58 yards (9.7 avg.) and the two TDs…Exploded for 105 rushing yards on 20 carries (5.3 avg.) in his first 100-yard performance of the season…The 163 yards from scrimmage ranked No. 2 in his career at the time…Appeared on 65 offensive plays…**at Oakland (Oct. 15):** Registered the second game in as many weeks with 150-plus yards from scrimmage…Ran the ball 25 times for 83 yards (3.3 avg.) and a TD…Posted a career-high nine receptions for 67 yards (7.4 avg.) and a TD…Set the tone early with a 13-yard run on the first play from scrimmage…With less than two minutes left in the second quarter, leapt over the line on a fourth-and-goal from the one-yard line to score his third rushing TD of the season…Registered the 100th catch of his career on his eighth reception of the day, an eight-yard conversion on third down in the red zone…Moments later, caught a screen pass from Philip Rivers and took it six yards for the score, marking his fourth TD catch of the season and sixth of his career…Made the 30th start at RB of his career and played 58 snaps on offense…**vs. Denver (Oct. 22):** Started at RB, seeing action on 40 plays on offense…Posted a six-yard reception and 38 rushing yards on 18 carries (2.1 avg.)…Passed RB Rod Bernstine (2,007) for the No. 12 in career rushing yards in franchise history…Became the 13th Charger to run for 2,000 career yards…In the fourth quarter, lined up next to Philip Rivers in shotgun for a draw handoff, patiently waiting for a hole to open before taking the ball 21 yards…The carry marked No. 549 for his career, passing RB Gary Anderson for 11th in team annals…**at New England (Oct. 29):** Registered his second 100-yard rushing performance of the season, totaling 132 yards and a TD on 14 attempts (9.4 avg.)…Added a seven-yard reception…Became the 14th player in team annals to eclipse 3,000 career yards from scrimmage, passing Rod Bernstine (2,895) and RB Rickey Young (2,952)…Registered a career-long run on an 87-yard TD in the first quarter, which tied the longest run in Chargers history (Paul Lowe)…Lined up to the left of Philip Rivers in shotgun, ran off-tackle to the right of the line and received key blocks from G Kenny Wiggins, G/T Michael Schofield, WR Tyrell Williams, WR Mike Williams and TE Hunter Henry…It marked the 14th rushing TD of his career, moving into a tie for 17th in franchise history with RB Buford McGee…**at Jacksonville (Nov. 12):** Started at RB, seeing action on 47 plays on offense…Finished with 27 rushing yards on 16 attempts (1.7 avg.) and 15 receiving yards on five receptions (3.0 avg.)…Surpassed RB Keith Lincoln (573) and RB Mike Garrett (572) in career rushes to rank No. 8 in franchise history…**vs. Buffalo (Nov. 19):** Totaled 80 rushing yards and a TD on 20 carries (4.0 avg.), bringing his career rushing yards to 2,271 to pass Mike Garrett (2,235) and Gary Anderson (2,250) for 10th in team annals…The score was his 15th rushing TD of his career, moving into a tie with QB John Hadl, QB Jack Kemp and Keith Lincoln for 14th in team annals…In the second quarter, took a handoff up the middle and cut right behind a block from Michael Schofield to get to the second level where T Russell Okung provided a pancake block for the 20-yard run…Later on in the quarter, took a handoff around the right end of the line for a 10-yard TD, getting a downfield block from TE Antonio Gates…Started at RB, playing on 37 offensive snaps…**at Dallas (Nov. 23):** Started at RB, playing 42 snaps on offense…Finished with 65 rushing yards on 21 carries (3.1 avg.) and 23 receiving yards on three catches (7.7 avg.)…Brought his career total to 112 receptions, passing RB Mike Tolbert and Paul Lowe for 12th in team history among RBs…**vs. Cleveland (Dec. 3):** Played 53 offensive snaps after starting at

RB, finishing with 77 rushing yards on 19 carries (4.1 avg.) and four receptions for 29 yards (7.3 avg.)…Passed Rod Bernstine (888) and RB Gene Foster (905) for the 14th in career receiving yards among RBs in team history, bringing his career total to 913…Posted his longest run of the day in the third quarter, taking the shotgun handoff from Philip Rivers to the right behind a pulling C Spencer Pulley, who blocked two Browns (LB Christian Kirksey and LB Joe Schobert) to open a hole, before keeping his legs churning to get inside the Cleveland 15-yard line for a 29-yard gain…**vs. Washington (Dec. 10):** Started at RB, playing 47 snaps on offense…Finished with 78 rushing yards and a TD on 22 attempts (3.5 avg.) and a five-yard reception…The TD marked the 16th of his career and tied Don Woods for 13th in team history…Took a handoff from Philip Rivers in the third quarter before pitching it back to the QB for a 51-yard flea flicker to WR Keenan Allen…On the next play, ran up the middle for a one-yard score…**at Kansas City (Dec. 16):** Started at RB and totaled 78 rushing yards and a TD on 19 attempts (4.1 avg.) while adding a career-high 91 receiving yards on six catches (15.2 avg.)…Registered a season-high 169 yards from scrimmage, ranking No. 2 in his career, trailing only a 261-yard performance vs. Tennessee (Nov. 6, 2016)…Posted a career-long 49-yard catch in the third quarter, forcing missed tackles by CB Steve Nelson and S Daniel Sorenson…Ran in a two-yard TD score in the second quarter up the middle from shotgun, utilizing sealing blocks from Spencer Pulley and Kenny Wiggins…In the second quarter, caught a pass in the left flat behind the line of scrimmage on a check-down route before driving upfield and spinning out of tackles by Sorenson and LB Reggie Ragland for a 21-yard gain…Played 53 offensive snaps…**at New York Jets (Dec. 24):** Played 53 snaps on offense after opening the game at RB…Posted 81 rushing yards and a TD on 19 attempts (4.3 avg.), surpassing 1,000 yards on the season for the first time in his career to top his previous career high of 997 set in 2016…Finished the game with 1,012 rushing yards on the season to register the 20th 1,000-yard rushing season in team annals…The rushing TD marked No. 18 for his career, moving him into sole possession of ninth in Chargers history…Late in the third quarter, took a pitch to the left for 18 yards after a cut block by G Dan Feeney on CB Morris Claiborne…On the TD run, took a handoff for a one-yard score behind the lead blocking of FB Derek Watt…In the fourth quarter, took a shotgun handoff to the right for seven yards to eclipse 1,000 yards on the season…Added three catches for 47 yards (15.7 avg.), moving into ninth for receptions among RBs in team history with 126, passing Keith Lincoln (123) and Don Woods (125)…The 47 yards increased his career total to 1,056 to move to No. 11 among RBs in Chargers history, passing Mike Tolbert (1,012), Rickey Young (1,031) and Paul Lowe (1,045)…Caught a screen pass in the right flat and received a freeing block from Kenny Wiggins before weaving along the right sideline for a 39-yard gain…**vs. Oakland (Dec. 31):** Started at RB and played 54 offensive snaps, finishing with 93 rushing yards on 17 carries (5.5 avg.)…Added 31 receiving yards on six receptions (5.2 avg.)…Surpassed Don Woods (713) for seventh in career rushing attempts in team history, finishing the game with 722…Brought his career rushing yards to 2,743, passing Keith Lincoln (2,698) for No. 8 in Chargers history…Caught a screen pass in the right flat before turning upfield and using blocks from WR Travis Benjamin and Kenny Wiggins for a 14-yard gain…After an audible by Philip Rivers, took a handoff for 16 yards, using blocks from Wiggins and Dan Feeney before shaking tackle attempts by DE Khalil Mack and CB TJ Carrie.

2016: Selected to his first Pro Bowl, replacing Pittsburgh RB Le'Veon Bell after initially being named as an alternate…Recognized as Chargers Offensive Player of the Year…Named AFC Offensive Player of the Week for his efforts in a Week 9 win over the Titans: 261 yards from scrimmage, including 196 rushing yards and a TD on 32 attempts (6.1 avg.) while adding four catches for 65 yards (16.3 avg.)…Voted by fans as the Castrol Edge Clutch Performer of the Week for his performance…Appeared in 13 games with 11 starts before suffering knee and hip injuries that kept him out the final three games of the season…Finished with 997 rushing yards and 10 TDs on 254 attempts (3.9 avg.)…Added 419 receiving yards and two TDs on 41 catches (10.2 avg.)…Posted at least one rushing TD in each of the first four games of the season…With a TD catch in Week 5, became the first Charger since TE Antonio Gates in 2010 to post a TD in each of the first five games of a season…Became the first player in NFL history to post 10-plus total TDs a season after posting zero…**Awards:** Pro Bowl Selection (First)…Chargers Offensive Player of the Year…AFC Offensive Player of the Week (Week 9)…Castrol Edge Clutch Performer of the Week (Week 9)…**at Kansas City (Sept. 11):** Recorded the first two rushing TDs of his career, finishing with 57 rushing yards and the two scores on 14 carries (4.1 avg.)…Became the first Chargers RB since Gene Foster in 1965 to score two TD runs in the first half on kickoff weekend…**vs. Jacksonville (Sept. 18):** Ran for 102 yards and a TD on 24 carries (4.3 avg.) for the first 100-yard game of his career…Added three catches for 18 yards (6.0 avg.)…**at Indianapolis (Sept. 25):** Ran for 35 yards and a TD on 16 attempts (2.2 avg.)…Caught four passes for 43 yards (10.8 avg.)…**vs. New Orleans (Oct. 2):** Punched in two one-yard TD runs, finishing with 36 yards on 19 attempts (1.9 avg.)…Corralled six receptions for 43 yards (7.2 avg.)…**at Oakland (Oct. 9):** Registered an 18-yard TD catch in the third quarter, becoming the first Charger since Antonio Gates in 2010 to score a TD in each of the first five games of a season…**vs. Denver (Oct. 13):** Recorded 27 rushing attempts for 94 yards, including a then-career-high 48-yard run…**at Atlanta (Oct. 23):** Posted two rushing TDs and one receiving…The three TDs brought his season total to 10, marking the most by a Charger in the team's first seven games of a season since Hall of Fame RB LaDainian Tomlinson had

11 in 2005…**at Denver (Oct. 30):** With 111 rushing yards on 23 attempts (4.8 avg.), became the first RB to post 100-plus rushing yards on Denver's defense since Jamaal Charles (Sept. 17, 2015)…Totaled 155 yards from scrimmage…**vs. Tennessee (Nov. 6):** Named AFC Offensive Player of the Week…Voted by fans as the Castrol Edge Clutch Performer of the Week…Ran for a career-high 196 yards, the ninth-most in team annals, on 32 attempts (6.1 avg.)…Posted a one-yard TD run in the third quarter that proved to be the game-winning score…Added 65 receiving yards on four catches (16.3 avg.) to total a career-best 261 yards from scrimmage, good for the third-most in Chargers history…Ran for 100 yards in the first half, the first Chargers RB to do so since 2007…Put the game away late in the fourth quarter with a 47-yard run on third-and-seven to run out the clock…**at Houston (Nov. 27):** Posted a game-long carry of 18 yards on third-and-one during a TD drive…**vs. Tampa Bay (Dec. 4):** Finished with 17 carries for 84 yards (4.9 avg.) and his 10th rushing TD of the season…Added 54 receiving yards on four catches (13.5 avg.)…**at Carolina (Dec. 11):** Exited in the first quarter with hip and knee injuries and did not return…**vs. Oakland (Dec. 18):** Inactive (knee and hip).

2015: Ran for 641 yards on 184 attempts (3.5 avg.) as a rookie…Hauled in 33 receptions for 192 yards (5.8 avg.)…Posted five-plus catches in three games, tying Hall of Fame RB LaDainian Tomlinson for the most in a single-season by a rookie RB in team history…Suffered a season-ending knee injury and was placed on injured reserve on Dec. 21…**at Cincinnati (Sept. 20):** Posted three carries of 20-plus yards, the most in a game by a Charger since LaDainian Tomlinson in 2007…**vs. Miami (Dec. 20):** Suffered a season-ending knee injury in the second quarter after posting 41 rushing yards.

COLLEGE: Played three seasons (2012-14) at Wisconsin while playing in three games in 2011 and receiving a medical redshirt, appearing in 44 career games…Posted 4,915 rushing yards and 45 TDs on 631 attempts (7.8 avg.) in his career, averaging over 100 rushing yards-per-game in each of his final two seasons…Added 22 catches for 228 yards (10.4 avg.) and four TDs…Finished his career ranked No. 3 in school history and No. 6 in Big Ten history in career rushing yards…His 49 total TDs were third in Wisconsin history and No. 9 on the Big Ten's all-time list…Posted 22 career games with 100-plus rushing yards and was the fastest player in Wisconsin history to reach 1,000 career rushing yards (104 attempts)…Was the fastest player in Football Bowl Subdivision history to reach 2,000 career rushing yards (241 carries)…As a senior, was the runner-up for the Heisman Trophy and won the Doak Walker Award…Won the Grange-Griffin Award, Big Ten Offensive Player of the Year Award and the Ameche-Dayne Big Ten Running Back of the Year Award in 2014…First-team All-Big Ten as a senior…Rushed for a Big Ten-record 2,587 yards and 29 TDs on 343 attempts (7.5 avg.) in 2014…His 184.8 rushing yards-per-game were the most by an FBS player since LaDainian Tomlinson averaged 196.2 yards-per-game at Texas Christian in 2000…Added 19 catches for 153 receiving yards (8.1 avg.) and three TDs…Set the then-FBS single-game record with 408 rushing yards in a 2014 win over Nebraska…Named the Most Valuable Player of the 2015 Outback Bowl after rushing for an Outback Bowl-record 258 yards and three TDs in an overtime victory over Auburn…His 32 TDs in 2014 led the NCAA and was second in school and conference history…Set school records as a senior for 100-yard games (12) and 200-yard games (six) in a season…Tied a school record with five rushing TDs against Bowling Green in 2014…Honorable mention All-America and second-team All-Big Ten in 2013…Rushed for 1,609 yards and 12 TDs as a junior on 206 carries (7.8 avg.).

PERSONAL: Given name Melvin Gordon III…Nicknames are 'Bo' and 'MoneyMel'…Born in Kenosha, Wis. …His mother, Carmen, has never missed one of his games and used to drive him to football camps as far as Tennessee and Alabama in his youth…His father, Melvin Jr., and grandfather, Melvin Sr., instilled the value of strength and conditioning, setting the foundation for his workout regimen at Wisconsin that included running every step in Camp Randall Stadium while wearing a weighted vest…Is close friends with former NFL Most Valuable Player Adrian Peterson, and the two have conducted offseason workouts together…In December 2015, hosted a holiday build-a-bike event for more than 50 children and teenagers of Navy servicemembers in partnership with the Armed Forces YMCA and Rally Health…Studied communications at Wisconsin…**High School:** Earned first-team All-State honors as a senior at Bradford High in Kenosha, Wis. …Was named Wisconsin Football Coaches Association Offensive Player of the Year, Gatorade Player of the Year and the conference player of the year in 2010…As a junior in 2009, named honorable mention All-State while earning All-Region, All-Area and All-County recognition.

MELVIN GORDON NFL STATISTICS

				— Rushing —					— Receiving —					— Total —
Year	Team	GP	GS	No.	Yds	Avg.	Lg	TD	Att	Yds	Avg.	Lg	TD	Offense
2015	San Diego	14	13	184	641	3.5	27	0	33	192	5.8	18	0	833
2016	San Diego	13	11	254	997	3.9	48	10	41	419	10.2	35	2	1,416
2017	Los Angeles Chargers	16	16	284	1,105	3.9	87t	8	58	476	8.2	49	4	1,581
NFL Totals		**43**	**40**	**722**	**2,743**	**3.8**	**87t**	**18**	**132**	**1,087**	**8.2**	**49**	**6**	**3,830**

MELVIN GORDON GAME-BY-GAME

2017		Rushing					Receiving				
Date	Opp	No.-Yds	Avg.	Lg	TD	TDs	No.-Yds	Avg.	Lg	TD	TDs
09/11	at Den*	18-54	3.0	21	0		5-25	5.0	11t	1	11
09/17	Mia*	9-13	1.4	11	1	1	7-65	9.3	16	0	
09/24	KC*	17-79	4.6	14	1	11	0-0	0.0	0	0	
10/01	Phi*	10-22	2.2	12	0		1-7	7.0	7	0	
10/08	at NYG*	20-105	5.3	16	0		6-58	9.7	22	2	6, 10
10/15	at Oak*	25-83	3.3	18	1	1	9-67	7.4	14	1	6
10/22	Den*	18-38	2.1	21	0		1-6	6.0	6	0	
10/29	at NE*	14-132	9.4	87t	1	87	1-7	7.0	7	0	
11/12	at Jax*	16-27	1.7	5	0		5-15	3.0	9	0	
11/19	Buf*	20-80	4.0	20	1	10	0-0	0.0	0	0	
11/23	at Dal*	21-65	3.1	11	0		3-23	7.7	16	0	
12/03	Cle*	19-77	4.1	29	0		4-29	7.3	14	0	
12/10	Was*	22-78	3.5	10	1	1	1-5	5.0	5	0	
12/16	at KC*	19-78	4.1	15	1	2	6-91	15.2	49	0	
12/24	at NYJ*	19-81	4.3	19	1	1	3-47	15.7	39	0	
12/31	Oak*	19-93	5.5	17	0		6-31	5.2	14	0	
	Totals	**284-1,105**	**3.9**	**87t**	**8**		**58-476**	**8.2**	**49**	**4**	

2016		Rushing					Receiving				
Date	Opp	No.-Yds	Avg.	Lg	TD	TDs	No.-Yds	Avg.	Lg	TD	TDs
09/11	at KC	14-57	4.1	17	2	1, 6	0-0	0	0	0	
09/18	Jax*	24-102	4.3	21	1	3	3-18	6	11	0	
09/25	at Ind*	16-35	2.2	7	1	1	4-43	10.8	25	0	
10/02	NO*	19-36	1.9	10	2	1, 1	6-43	7.2	12	0	
10/09	at Oak*	16-69	4.3	24	0		1-18	18	18t	1	18
10/13	Den	27-94	3.5	48	0		0-0	0	0	0	
10/23	at Atl*	22-68	3.1	13	2	2, 3	6-53	8.8	14	1	5
10/30	at Den*	23-111	4.8	20	0		4-44	11	30	0	
11/06	Ten*	32-196	6.1	47	1	1	4-65	16.3	35	0	
11/13	Mia*	24-70	2.9	19	0		5-62	12.4	20	0	
11/27	at Hou*	17-70	4.1	18	0		4-19	4.8	10	0	
12/04	TB*	17-84	4.9	23	1	2	4-54	13.5	17	0	
12/11	at Car*	3-5	1.7	4	0		0-0	0	0	0	
12/18	Oak	Inactive									
12/24	at Cle	Inactive									
1/1	KC	Inactive									
	Totals	**254-997**	**3.9**	**48**	**10**		**41-419**	**10.2**	**35**	**2**	

2015		Rushing					Receiving				
Date	Opp	No.-Yds	Avg.	Lg	TD	TDs	No.-Yds	Avg.	Lg	TD	TDs
09/13	Det*	14-51	3.6	14	0		3-16	5.3	9	0	
09/20	at Cin*	16-88	5.5	27	0		1-10	10.0	10	0	
09/27	at Min*	14-51	3.6	13	0		0-0	0.0	0	0	
10/04	Cle*	12-38	3.2	23	0		2-8	4.0	5	0	
10/12	Pit*	15-42	2.8	7	0		7-52	7.4	18	0	
10/18	at GB*	7-29	4.1	25	0		0-0	0.0	0	0	
10/25	Oak	7-29	4.1	11	0		0-0	0.0	0	0	
11/01	at Bal*	18-54	3	6	0		5-7	1.4	4	0	
11/09	Chi*	11-31	2.8	5	0		3-25	8.3	15	0	
11/22	KC*	15-37	2.5	10	0		1-12	12	12	0	
11/29	at Jax	14-60	4.3	14	0		5-20	4.0	16	0	
12/06	Den*	12-55	4.6	21	0		1-8	8.0	8	0	
12/13	at KC*	14-35	2.5	10	0		4-28	7.0	15	0	
12/20	Mia*	15-41	2.7	10	0		1-6	6.0	6	0	
12/24	at Oak	Inj-Res									
01/03	at Den	Inj-Res									
	Totals	**184-641**	**3.5**	**27**	**0**		**33-192**	**5.8**	**18**	**0**	

* Denotes starter

VIRGIL GREEN

TIGHT END NEVADA

6-5 | 255 LBS | TULARE, CALIF.

UFA (DEN) - 2018

EXPERIENCE: 8TH NFL SEASON

1ST YEAR WITH CHARGERS

CAREER HIGHLIGHTS

- *Two-time AFC Champion (2013, '15) and won Super Bowl 50 with Denver.*
- *Started all 16 games for the first time in his career in 2017 with Denver, posting 191 receiving yards and a touchdown on 14 receptions (13.6 avg.).*

AWARDS AND HONORS

2016: *Broncos Walter Payton Man of the Year Nominee*
2015: *Super Bowl 50 Champion*
2013: *AFC Champion*

CAREER TRANSACTIONS

2011: *Selected by Denver Broncos with the first of two choices in the seventh round (204th overall) of NFL Draft, April 30…Signed rookie contract, July 28.*
2012: *Placed on Reserve/Suspended by Commissioner, Aug. 31…Suspension lifted by Commissioner, Oct. 1.*
2015: *Re-Signed by Broncos as unrestricted free agent, March 10.*
2018: *Signed by Los Angeles Chargers as unrestricted free agent, March 14.*

2017: Started all 16 games for the first time in his career…Finished with 14 catches for 191 yards (13.6 avg.) and a TD, including a career-long 44-yard grab…**vs. Los Angeles Chargers (Sept. 11):** Caught a pass for a career-long 44 yards…**vs. Dallas (Sept. 17):** Registered 11 receiving yards on two receptions (5.5 avg.), including a two-yard TD catch…**vs. New York Giants (Sept. 17):** Recorded a 24-yard catch…**at Miami (Dec. 3):** Posted a catch for 36 yards with a season-high 24 yards-after-catch.

2016: Appeared in 12 games with 11 starts…Caught 22 passes for 237 yards (10.8 avg.) and a TD…His 22 catches and 237 receiving yards were career highs…**Awards:** Broncos Walter Payton Man of the Year Nominee…**vs. Carolina (Sept. 8):** Posted a career-high four catches for 28 yards (7.0 avg.)…**at Cincinnati (Sept. 25):** Inactive (calf)…**vs. San Diego (Oct. 30):** Returned from a three-game absence due to injury to start at TE…Tied a career high with four receptions for 55 yards (13.8 avg.), including a 31-yarder…**at Kansas City (Dec. 25):** Inactive (concussion)…**vs. Oakland (Jan. 1):** Recorded 17 receiving yards and a TD on three receptions (5.7 avg.).

2015: Played in all 16 games with five starts, including one start at FB…Set career highs in receptions (12) and receiving yards (173) for a 14.4 yards-per-reception average…Added five tackles on special teams…Appeared in all three postseason contests with one start, registering two catches for 14 yards (7.0 avg.)…**Awards:** Super Bowl 50 Champion…**at Kansas City (Sept. 17):** Started at FB, hauling in two passes for 12 yards (6.0 avg.), including a one-yard TD…**vs. Green Bay (Nov. 1):** Posted a single-game career-high 61 receiving yards on three receptions (20.3 avg.), including a season-long 32-yard catch…**vs. Pittsburgh (AFC Divisional, Jan. 17):** Hauled in two passes for 14 yards (7.0 avg.)…**vs. New England (AFC Championship, Jan. 24):** Started at TE in his second conference championship appearance…**vs. Carolina (Super Bowl 50, Feb. 7):** Appeared in his second Super Bowl.

2014: Set a career high for starts in a season with nine while appearing in 13 games…Missed three games due to injury…Caught six passes for 74 yards (12.3 avg.) and the first TD of his career…Blocked for an offense that ranked No. 6 in the NFL in rushing through the first six weeks (147.7 yards-per-game)…Started the team's lone playoff game, netting a four-yard reception…**Awards:** Denver Broncos Community Champion Award…**vs. Indianapolis (Sept. 4):** Registered an eight-yard catch…**at New England (Nov. 2):** Inactive (calf)…**vs. Miami (Nov. 23):** Returned from injury to start at TE…**vs. Oakland (Dec. 28):** Started at TE, tying a then-career-high with three catches for 46 yards (15.3 avg.) and the first TD of his career…**vs. Indianapolis (AFC Divisional, Jan. 11):** Hauled in a four-yard reception.

2013: Played in all 16 games for the first time in his career…Started three contests…Recorded 45 receiving yards on nine receptions (5.0 avg.)…Appeared in all three postseason games, registering a three-yard catch…**Awards:** AFC Champion…**at New York Giants (Sept. 15):** Posted a five-yard

reception…**at Oakland (Dec. 29):** Caught a season-high two passes for 15 yards (7.5 avg.)…**vs. San Diego (AFC Divisional, Jan. 12):** Recorded the first postseason stats of his career, posting a three-yard catch…**vs. New England (AFC Championship, Jan. 19):** Appeared in his first conference championship…**vs. Seattle (Super Bowl XLVIII, Feb. 2):** Saw action in his first Super Bowl.

2012: Played 12 games with two starts, missing four due to suspension…Finished with five catches for 63 yards (12.6 avg.)…Saw action in the team's lone playoff game…**vs. New Orleans (Oct. 28):** Caught a then-career-best three passes for 44 yards (14.7 avg.)…**vs. San Diego (Nov. 18):** Recovered an onside kick late in the fourth quarter to secure a victory…**vs. Baltimore (AFC Divisional, Jan. 12):** Saw action in the third playoff game of his career.

2011: Appeared in 15 games with three starts…Hauled in three catches for 24 yards (8.0 avg.)…Blocked for the league's No. 1 rushing attack (164.5 yards-per-game)…Logged the fourth-most plays on special teams, totaling three special teams tackles…Played in both postseason contests with one start…**vs. Oakland (Sept. 12):** Made his NFL debut…**at Tennessee (Sept. 25):** Recorded the first reception of his career for seven yards….**at New England (AFC Divisional, Jan. 14):** Started at TE for his first playoff start.

COLLEGE: Played four seasons (2007-10) at Nevada, appearing in 50 career games…Finished with 72 receptions for 939 yards (13.0 avg.) and 11 TDs…Part of an offense that ranked fifth in the nation during his tenure, averaging 500.2 total yards-per-game…As a senior, posted a career-high 35 catches for 515 yards (14.7 avg.) and five TDs to earn first-team All-Mountain West Conference honors…Named Nevada Strength and Conditioning Athlete of the Year as a junior in 2009 in addition to being selected to the All-Western Athletic Conference second team.

PERSONAL: Given name Virgil Leo Green II…Nickname is 'The Hulk'…Born in Fontana, Calif. …Has a son, Virgil III, with his wife, Marianne…His brother, Jeremiah, played for the Ottawa Redblacks…Had a paper route at age 13…While in college, worked at the Boys & Girls Club for three years and was a bouncer for one year…Active in community outreach throughout his collegiate and pro career, especially stressing the importance of education…Earned a degree in criminal justice from Nevada…**High School:** Earned first-team All-East Yosemite League honors as a senior at Tulare (Calif.) Union High…Finished his career with 61 catches for 1,014 yards (16.6 avg.) and 12 TDs…Lettered three years in football, three in basketball and one in track & field.

VIRGIL GREEN NFL STATISTICS

Year	Team	GP	GS	No.	Yds	Avg.	Lg	TD
2011	Denver	15	3	3	24	8.0	9	0
2012	Denver	12	2	5	63	12.6	28	0
2013	Denver	16	3	9	45	5.0	10	0
2014	Denver	13	9	6	74	12.3	38	1
2015	Denver	16	5	12	173	14.4	32	1
2016	Denver	12	11	22	237	10.8	31	1
2017	Denver	16	16	14	191	13.6	44	1
NFL Totals		**100**	**49**	**71**	**807**	**11.4**	**44**	**4**

POSTSEASON

Year	Team	GP	GS	No.	Yds	Avg.	Lg	TD
2011	Denver	2	1	0	0	—	—	0
2012	Denver	1	0	0	0	—	—	0
2013	Denver	3	0	1	3	3.0	3	0
2014	Denver	1	1	1	4	4.0	4	0
2015	Denver	3	1	2	14	7.0	11	0
Postseason Totals		**10**	**3**	**4**	**21**	**5.3**	**11**	**0**

CASEY HAYWARD

CORNERBACK VANDERBILT

5-11 | 192 LBS | PERRY, GA.

UFA (GB) - 2016

EXPERIENCE: 7TH NFL SEASON

3RD YEAR WITH CHARGERS

CAREER HIGHLIGHTS

- *Two-time Pro Bowl CB (2016-17 seasons) and two-time second-team All-Pro selection by The Associated Press with the Chargers (2016-17).*
- *Named AFC Defensive Player of the Month for November in 2016 and NFL Defensive Rookie of the Month for October in 2012.*
- *In 2012, was named All-Rookie by the Professional Football Writers of America.*
- *With 20 career interceptions, ranks tied with Tampa Bay CB Brent Grimes for the fourth-most since entering the league in 2012, trailing San Francisco CB Richard Sherman (28), Oakland S Reggie Nelson (23) and Detroit S Glover Quin (21).*
- *Led the league with a career-high seven interceptions in 2016, including one returned for a touchdown at Denver for the second pick-six of his career.*

AWARDS AND HONORS

2017: *NFL Pro Bowl Selection (Second)*
The Associated Press Second-Team All-Pro
AFC Defensive Player of the Month (November)
Chargers Walter Payton Man of the Year Nominee

2016: *NFL Pro Bowl Selection (First)*
AP Second-Team All-Pro
Chargers Most Valuable Player
Chargers Defensive Player of the Year

2012: *Professional Football Writers of America All-Rookie*
NFL Defensive Rookie of the Month (October)

2017: Selected to his second Pro Bowl…Named second-team All-Pro by *The Associated Press*…Named AFC Defensive Player of the Month for November…During the month, posted eight solo tackles, including a tackle for loss, three INTs and nine passes defensed…Started all 16 games, totaling 40 tackles (33 solo), including two tackles for loss…Notched 24 passes defensed, four INTs, a forced fumble and two recoveries...Ranked fourth among all Chargers defenders with 1,003 defensive snaps played…Posted his 20th INT of his career in the contest against the Cowboys, ranking fourth since he entered the league in 2012…Made the 250th tackle of his career in the first matchup against Oakland…Member of a defensive backfield that allowed just one 100-yard receiver in 2017, joining Arizona, Jacksonville and Minnesota as the only teams to do so…Part of the only secondary to not allow more than 245 gross passing yards in a game during the first seven weeks of the season…**Awards:** Pro Bowl Selection (Second)…*The Associated Press* Second-Team All-Pro…Chargers Walter Payton Man of the Year Nominee…Pro Football Focus First-Team All-Pro…Pro Football Journal First-Team All-Pro…Pro Football Focus Best Coverage Defender...AFC Defensive Player of the Month (November)…**at Denver (Sept. 11):** Started at LCB, playing all but four possible defensive snaps and appearing on one special teams play...Registered four tackles (three solo), a pass defensed and a fumble recovery...Returned the recovery 11 yards after the ball was stripped from RB Jamaal Charles by ILB Korey Toomer...The return set up a 38-yard TD from QB Philip Rivers to WR Travis Benjamin on the following play...**vs. Miami (Sept. 17):** One of four Los Angeles defenders to appear on all 68 defensive plays after opening the game at LCB...Posted five tackles (three solo)...**vs. Kansas City (Sept. 24):** Appeared in his 70th career game, starting at LCB...Played all 53 snaps on defense, one of five Chargers to do so...Registered three tackles (two solo), including a tackle for loss... **vs. Philadelphia (Oct. 1):** Registered a solo tackle and a career-high five passes defensed...Saw action on 77 defensive snaps after opening the game at LCB... Broke up two deep passes on a drive in the second quarter to help force a Philadelphia field goal… **at New York Giants (Oct. 8):** Started at LCB and appeared on all 70 defensive plays, joining CB Trevor Williams, S Jahleel Addae and S Tre Boston as the only Los Angeles defenders to do so…Posted three solo tackles and a pass defensed…**at Oakland (Oct. 15):** Appeared on all 58 defensive plays and three on special teams after opening the game at LCB…Made three tackles (two solo), bringing his career total to 250…**vs. Denver (Oct. 22):** Posted his first INT of the season for a pass defensed, the 70th breakup of his career…Added a solo tackle while playing all 64 defensive snaps after starting at LCB…Picked off QB Trevor Siemian on fourth-and-six in the fourth quarter to preserve a 14-point advantage…**at New England (Oct. 29):** Started at LCB, playing in the 75th game of his career…Finished with two tackles (one solo) and a pass defensed…Broke up a pass from QB Tom Brady intended for TE Rob Gronkowski on a seam-route in the third quarter…**at Jacksonville (Nov. 12):** Posted a solo tackle and two passes defensed after opening the game at LCB…On one breakup in the fourth quarter, tipped a pass from QB Blake Bortles in the air that was eventually intercepted by Tre Boston…Played

BEYOND THE BOLT

Hayward's Hands, a foundation that he started in 2015, annually hosts a number of events in his native Perry, Ga., including a Thanksgiving Drive, a Christmas Toy Drive and a youth football camp. The foundation also puts on basketball skills camps and cheerleader camps for youth in his hometown. Hayward was motivated to establish Hayward's Hands after his mother, Tish, was diagnosed with breast cancer. Tish and Casey oversaw the foundation together until she passed away in 2016.

CAREER TRANSACTIONS

2012: *Selected by Green Bay Packers in the second round (62nd overall) of NFL Draft, April 27 (pick acquired from New England for Packers' third and fifth-round selections)…Signed rookie contract, May 11.*
2013: *Placed on Reserve/Injured (hamstring), Nov. 23.*
2016: *Signed by San Diego Chargers as unrestricted free agent, March 13.*
2018: *Signed contract extension, March 11.*

74 defensive snaps…**vs. Buffalo (Nov. 19):** Posted four solo tackles, including a tackle for loss, registered three passes defensed and tied a career high with two INTs…Recorded the first in the first quarter on a diving attempt after QB Nathan Peterman was pressured by DE Joey Bosa and DE Melvin Ingram…In the second quarter, stepped in front of a pass intended for WR Deonte Thompson after Peterman was pressured again by Bosa…Started at LCB and played 37 snaps on defense…**at Dallas (Nov. 23):** Started at LCB for his 45th career start, playing all 55 defensive snaps, one of three Chargers defenders to do so…Posted three solo tackles and his fourth INT of the season…Stepped in front of a pass intended for WR Dez Bryant along the left sideline for the pick…It marked the 20th INT of his career, tying with Tamba Bay CB Brent Grimes for the fourth-most in the NFL since he entered the league in 2012…**vs. Cleveland (Dec. 3):** Started at LCB and played all 63 snaps on defense…Posted three solo tackles and broke up a pair of passes, bringing his total to 20 passes defensed on the season…It marked the third season of his career (2012, '16) with 20-plus passes defensed…**vs. Washington (Dec. 10):** Played 49 defensive snaps after starting at LCB, appearing in the 80th game of his career…Finished with two tackles (one solo) and a pass defensed…**at Kansas City (Dec. 16):** Started at LCB, seeing action on all 66 defensive snaps and four plays on special teams…Posted three solo tackles and a pass defensed…**at New York Jets (Dec. 24):** Opened the game at LCB, playing all 65 snaps on defense…Registered two solo tackles, forced a fumble and had a recovery…On the game's final play, swatted down a lateral attempt of RB Elijah McGuire and recovered the ball…**vs. Oakland (Dec. 31):** Started at LCB, seeing action on all 54 defensive plays…Finished with two passes defensed.

2016: Selected to his first Pro Bowl…Named second-team All-Pro by *The Associated Press*…Earned Chargers Most Valuable Player and Defensive Player of the Year honors…Appeared in all 16 games with 14 starts…Recorded 59 tackles (51 solo) and two tackles for loss…Led the league with a career-high seven INTs, including one that was returned for a TD…Registered 23 passes defensed and a tackle on special teams…**Awards:** Pro Bowl Selection (First)…*The Associated Press* Second-Team All-Pro…Chargers Most Valuable Player…Chargers Defensive Player of the Year…Pro Football Journal Second-Team All-Pro…**at Kansas City (Sept. 11):** Led the team with two passes defensed…**vs. Jacksonville (Sept. 18):** Posted two INTs, the second multi-pick game of his career…Made his first pick by tipping the ball in the air to himself and catching it while laying on the ground…**at Indianapolis (Sept. 25):** Returned an INT early in the second quarter 21 yards to set up a field goal…**at Denver (Oct. 30):** Posted the second pick-six of his career, returning the INT 24 yards in the fourth quarter to bring the Chargers within six points…Led the team with three passes defensed…**vs. Tennessee (Nov. 6):** Recorded his fifth INT of the year, returning it 25 yards to the Tennessee 15-yard line, leading to a field goal…Registered two passes defensed…**vs. Miami (Nov. 13):** Posted a two-yard tackle for loss in the second quarter to help force a three-and-out…**at Houston (Nov. 27):** Picked off QB Brock Osweiler in the second quarter, which led to an offensive TD on the ensuing possession…Posted a team-high three passes defensed…Early in the fourth quarter, recorded a tackle on third-and-goal to force a Texans field goal…On the play, brought down TE Casey Fiedorowicz at the two-yard line to prevent a game-tying TD…**vs. Tampa Bay (Dec. 4):** Set a career high with his seventh INT of the season…**at Carolina (Dec. 11):** Registered two passes defensed, including one on third down to force a field goal on the team's first defensive series…**at Cleveland (Dec. 24):** Led the team with two passes defensed, including one in the end zone on a deep pass to WR Terrell Pryor Sr.

2015: Posted a career-high 74 tackles (53 solo) in 16 games played with 11 starts…Recorded three tackles for loss and seven passes defensed…Added a tackle on special teams…Started both postseason contests and led the team with 14 tackles (12 solo)…Added two passes defensed in the playoffs…**at Denver (Nov. 1):** Registered a season-high 11 tackles (eight solo) and two passes defensed…**at Washington (NFC Wild Card, Jan. 10):** Made the first start of his career in the postseason, opening as the third CB…Posted a postseason career-high seven solo stops…**at Arizona (NFC Divisional, Jan. 16)…**Started as the third CB, finishing second on the team with seven tackles (five solo).

2014: Appeared in all 16 games with one start…Recorded 32 tackles (27 solo) and two tackles for loss…Picked off three passes, including one returned 82 yards for his first TD of his career…Registered six passes defensed…Recovered two fumbles, including one for a 49-yard scoop-and-score…Set a career high with seven tackles on special teams…Appeared in both postseason games, totaling a solo stop, a tackle for loss and a pass defensed…**at Miami (Oct. 12):** Picked off his first pass of the season…**vs. Carolina (Oct. 19):** Registered his second INT of the year…**at New Orleans (Oct. 26):** Made his lone start of the season as the third CB…**vs. Chicago (Nov. 9):** Returned an INT for an 82-yard TD for his first career pick-six…**vs. Philadelphia (Nov. 16):** Recovered a fumble for a 49-yard scoop-and-score…Became the first Packer since 1999 to score a defensive TD in consecutive weeks…One of just two NFL players in 2014 to score TDs on INT and fumble returns…Made a key block during a 75-yard punt return.

2013: Appeared in three games with one start before being placed on injured reserve on Nov. 23…Totaled 12 tackles (seven solo) and a pass defensed…**at San Francisco (Sept. 8):** Inactive (hamstring)…**at Minnesota (Oct. 27):** Made his season debut, returning from a hamstring injury that kept him out the first seven weeks of the season…**vs. Chicago (Nov. 4):** Registered a season-high nine tackles…**vs. Philadelphia (Nov. 10):** Exited after re-aggravating his hamstring and did not return…**at New York Giants (Nov. 17):** Inactive (hamstring).

2012: Named All-Rookie by the *Professional Football Writers of America*…Recognized as NFL Defensive Rookie of the Month for October…Recorded four INTs during the month…Appeared in all 16 games with seven starts…Posted 55 tackles (43 solo), a tackle for loss and a forced fumble…Added six INTs, which was the tied for the fourth-most by a rookie since 2000 at the time…Led the team with a career-high 25 passes defensed…Contributed five tackles on special teams…Posted four INTs over three games, the most by a Packers rookie in a three-game stretch since 1984…Appeared in both playoff contests and recorded two solo stops and two tackles on special teams…**Awards:** *Professional Football Writers of America* All-Rookie…Pro Football Focus Defensive Rookie of the Year…Pro Football Focus All-Pro as slot CB…NFL Defensive Rookie of the Month (October)…Finished third in voting for *The Associated Press* Defensive Rookie of the Year…**at Indianapolis (Oct. 7):** Posted the first INT of his career…**at Houston (Oct. 14):** Led the team with two INTs and four passes defensed, becoming the first Packers rookie with a multi-pick game since 1999…**at St. Louis (Oct. 21):** Made the first start of his career at RCB, posting his fourth INT in a three-week stretch…**at Detroit (Nov. 18):** Picked off his fifth pass of the season and returned it 20 yards…**at Chicago (Dec. 16):** Recorded his sixth INT of the year…Returned the pick 24 yards to set up a TD on the following drive.

COLLEGE: Played four seasons (2008-11) at Vanderbilt, appearing in 50 career games with 37 starts…Posted 198 tackles, 15 INTs, 46 passes defensed and three forced fumbles in his career…Earned second-team All-America honors as a senior…Was a two-time second-team All-Southeastern Conference selection…Holds school records for the most career INTs and passes defensed…Tied for third in the nation as a senior with seven INTs and tied for fifth with six INTs as a junior…Was named the team's Defensive Player of the Week twice as a sophomore.

PERSONAL: Given name Casey Hayward Jr. …Born in Perry, Ga. …Also has an elder half-brother named Casey…Oversaw his foundation, Hayward's Hands, with his mother, Tish, to honor her battle with breast cancer before she passed way in 2016…Hayward's Hands was formed in 2015 because of Tish's bout with breast cancer…Lost his brother, Jecaives, in a car accident during the 2017 season…Is an avid bowler with a personal-best score of 240…Enjoys writing poetry…Earned a degree in sociology from Vanderbilt…**High School:** Was a three-year starter at QB and a two-year starter at DB at Perry (Ga.) High…Named Region 4-AAA Offensive Player of the Year, All-State and All-Middle Georgia as a senior…Also won the team's Most Valuable Player Award and Houston County Athlete of the Year…Lettered four years in basketball and three in track & field.

CASEY HAYWARD NFL STATISTICS

				— Tackles —						— Interceptions —					— Fumbles —		
Year	Team	GP	GS	Total	Solo	Asst	Sacks	Yds	TFL	No.	Yds	Lg	TD	PD	FF	FR	Yds
2012	Green Bay	16	7	55	43	12	0.0	0	1	6	81	24	0	25	1	0	0
2013	Green Bay	3	1	12	7	5	0.0	0	0	0	0	—	0	1	0	0	0
2014	Green Bay	16	1	32	27	5	0.0	0	2	3	113	82t	1	6	0	2	49
2015	Green Bay	16	11	74	53	21	0.0	0	3	0	0	—	0	7	0	0	0
2016	San Diego	16	14	59	51	8	0.0	0	2	7	102	31	1	23	0	0	0
2017	Los Angeles Chargers	16	16	40	33	7	0.0	0	2	4	7	7	0	24	1	2	11
NFL Totals		**83**	**50**	**272**	**214**	**58**	**0.0**	**0**	**10**	**20**	**303**	**82t**	**2**	**86**	**2**	**4**	**60**

POSTSEASON				— Tackles —						— Interceptions —					— Fumbles —		
Year	Team	GP	GS	Total	Solo	Asst	Sacks	Yds	TFL	No.	Yds	Lg	TD	PD	FF	FR	Yds
2012	Green Bay	2	0	2	2	0	0.0	0	0	0	0	—	0	0	0	0	0
2014	Green Bay	2	0	1	1	0	0.0	0	1	0	0	—	0	1	0	0	0
2015	Green Bay	2	2	14	12	2	0.0	0	0	0	0	—	0	2	0	0	0
Postseason Totals		**6**	**2**	**17**	**15**	**2**	**0.0**	**0**	**1**	**0**	**0**	**—**	**0**	**3**	**0**	**0**	**0**

HUNTER HENRY

TIGHT END | **ARKANSAS**

6-5 | **250 LBS** | **LITTLE ROCK, ARK.**

DRAFT 2 - 2016

EXPERIENCE: 3RD NFL SEASON

3RD YEAR WITH CHARGERS

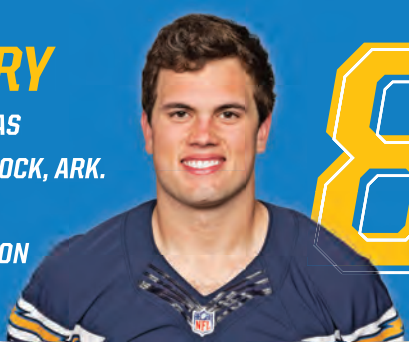

86

CAREER HIGHLIGHTS

- *Earned All-Rookie honors from the Professional Football Writers of America in 2016.*
- *Started 13 of 14 games played in 2017, setting career highs with 45 receptions and 579 receiving yards (12.9 avg.) while hauling in four touchdowns.*
- *Moved into sole possession of 12th in team annals among TEs with 1,057 career receiving yards.*
- *Led all rookie TEs with 478 receiving yards while tying for a league-leading eight touchdown catches among TEs in 2016.*

AWARDS AND HONORS

2016: *Professional Football Writers of America All-Rookie*

CAREER TRANSACTIONS

2016: *Selected by San Diego Chargers in the second round (35th overall) of NFL Draft, April 29… Signed rookie contract, June 2.*
2017: *Placed on Reserve/Injured (kidney), Dec. 19.*

2017: Appeared 14 games with 13 starts, posting 45 receptions for 579 yards (12.9 avg.) and four TDs, marking career highs for catches and receiving yards in a single season…Saw action on 23 special teams plays…Reached 81 career receptions, moving into sole possession of 13th in franchise history among TEs…Moved into sole possession of 12th in team annals among TEs with 1,057 career receiving yards…Placed on injured reserve on Dec. 19 with a season-ending kidney injury…**Awards:** Pro Football Focus Second-Team All-Pro…**at Denver (Sept. 11):** Saw time on 23 offensive snaps at TE…**vs. Miami (Sept. 17):** Opened the game at TE, playing 33 snaps on offense…Hauled in a career-high seven receptions for 80 yards (11.4 avg.)…Five of the receptions went for 10-plus yards…**vs. Kansas City (Sept. 24):** Made his second-consecutive start at TE, appearing on 41 offensive snaps…Had a key downfield block on an 11-yard TD run by RB Melvin Gordon in the first quarter…**vs. Philadelphia (Oct. 1):** Started at TE and played 35 offensive snaps…Reached 45 career receptions, posting two catches for 16 yards (8.0 avg.) and a TD…Initially was ruled out of bounds on the TD, but the call was overturned after a Los Angeles challenge…Beat S Malcolm Jenkins on a seam-route and got both feet down in-bounds in the back of the end zone on the one-handed catch…It marked the ninth TD catch of his career and his first of the season…Had a key block of Jenkins on a fourth quarter TD run by RB Austin Ekeler…**at New York Giants (Oct. 8):** Hauled in three catches for 42 yards (14.0 avg.) and a TD, seeing action on 59 offensive snaps…The 25-yard score gave the Chargers a one-point lead late in the third quarter…On the play, lined up on the right side of the formation and ran a post-pattern, getting behind three New York defenders before corralling the pass for a score…**at Oakland (Oct. 15):** Posted five receptions for a career-high 90 yards (18.0)…Started at TE, appearing on 54 offensive snaps…Surpassed 50 career receptions and 700 career receiving yards…Hauled in two catches of 20-plus yards on the first three plays of the final, game-winning drive…On the first play of the drive, got behind the coverage of S Karl Joseph for a 34-yard gain…Two plays later, settled between two defenders along the right sideline for a 23-yard gain to the Oakland 33-yard line…Four-of-five receptions went for first downs…**vs. Denver (Oct. 22):** Started at TE, seeing action on 47 plays on offense…Registered four catches for 73 yards (18.3 avg.)…After catching a play-action pass in the right flat, broke Denver tackles to bring the ball to the Denver 11-yard line for a 34-yard catch-and-run on the team's first offensive play…In the fourth quarter, converted a third-and-11 with a 13-yard reception from QB Philip Rivers on a hitch-route in front of S Will Parks…**at New England (Oct. 29):** Hauled in two catches for 11 yards (5.5 avg.) on 35 offensive plays…Made downfield blocks of S Devin McCourty and S Duron Harmon to spring Melvin Gordon free for a franchise-record 87-yard TD run in the first quarter…**at Jacksonville (Nov. 12):** Started as the second TE, posting a seven-yard reception on 45 offensive snaps…The catch marked No. 60 of his career, putting him in sole possession of 15th place in franchise history among TEs…**vs. Buffalo (Nov. 19):** Opened the game at TE, seeing action on 44 plays on offense…Hauled in two passes for 25 yards (12.5 avg.), bringing his career total to 822 receiving yards to pass TE Pettis Norman (820) for 15th in team history among TEs…**at Dallas (Nov. 23):** Started the 20th game of his

career at TE, playing 52 snaps on offense…Finished with five catches for 76 yards (15.2 avg.)…Hauled in a deep crossing-route for 26 yards in the first quarter and converted a third-and-four in the second quarter for a 22-yard gain on a crossing pattern…Posted up in front of S Byron Jones in the end zone for a three-yard TD catch in the third quarter…**vs. Cleveland (Dec. 3):** Tied a career high with seven receptions, posting 81 receiving yards (11.6 avg.)…Eclipsed totals in receptions and receiving yards in a single season from his rookie season in 2016…Passed TE Mikhael Ricks (914) and TE Alfred Pupunu (966) to move into a tie with TE Derrick Walker for 12th in receiving yards among TEs in team history with 979…In the first quarter, was knocked to the ground when running a route, but picked himself off the turf as Philip Rivers rolled to his right and hauled in a 12-yard gain for a first down…In the third quarter, ran a go-route after lining up split wide to the left, bringing in a pass for 25 yards to surpass his previous career high for receiving yards in a season…**vs. Washington (Dec. 10):** Started as the second TE, totaling 42 snaps on offense and one on special teams…Finished with four receptions for 50 yards (12.5 avg.) and a TD, marking his fourth of the season…In the first quarter, ran a dig-route and hauled in a 14-yard gain despite defensive pass interference by CB Bashaud Breeland…Later in the first quarter, ran a crossing-route in the back of the end zone before gaining separation from S Deshazor Everett for an eight-yard TD catch…Passed Derrick Walker (979) for sole possession of 12th in receiving yards by a TE in team history, closing the game with 1,029…**at Kansas City (Dec. 16):** Started at TE, playing 38 offensive snaps…Finished with three catches for 28 yards (9.3 avg.) before departing due to a season-ending kidney injury.

2016: Named All-Rookie by the *Professional Football Writers of America*…Started 10 games and appeared in 15, catching 36 passes for 478 yards (13.3 avg.) and eight TDs…**Awards:** *Professional Football Writers of America* All-Rookie…Pro Football Journal First-Team All-Rookie…Mel Kiper First-Team All-Rookie…**at Kansas City (Sept. 11):** Made his NFL debut and recorded the first catch of his career, a 20-yard grab on first down…**vs. Jacksonville (Sept. 18):** Opened the game at TE for the first start of his career…**vs. New Orleans (Oct. 2):** Posted the first TD catch of his career, a 20-yarder in the first quarter…**at Oakland (Oct. 9):** Registered a career-long 59-yard catch to help set up a TD, marking the longest reception by a Chargers TE since 2013…One series later, snagged a one-yard TD…**vs. Denver (Oct. 13):** Registered team highs with six catches for 83 yards (13.8 avg.), including a five-yard TD catch…Set up his own score when, two plays earlier, caught a 27-yard pass on second-and-14 to get to the Denver five-yard line…**vs. Tennessee (Nov. 6):** Inactive (knee)…**vs. Miami (Nov. 13)…** Hauled in a seven-yard score on third-and-goal in the third quarter…**at Houston (Nov. 27):** Caught a pair of passes for 20 yards (10.0 avg.), including a 12-yard TD in the fourth quarter…**at Carolina (Dec. 11):** Posted two catches for 13 yards (6.5 avg.) and a TD…Hauled in the nine-yard score on third-and-goal…**vs. Oakland (Dec. 18):** Posted a seven-yard TD catch, finishing the afternoon with the TD and 37 receiving yards on three receptions (12.3 avg.)…**vs. Kansas City (Jan. 1):** Registered four catches for 43 yards (10.8 avg.), including a 12-yard TD catch.

COLLEGE: Played three seasons (2013-15) at Arkansas, finishing his career with 116 catches for 1,661 yards (14.3 avg.) and nine TDs…Became one of just eight TEs in Southeastern Conference history to total 100-plus career receptions in the conference…93 of his career receptions converted for first downs or scores…Earned first-team All-America and All-SEC accolades, including from *The Associated Press*, as a senior in 2015, leading all Football Bowl Subdivision TEs with 739 receiving yards and three TDs on 51 catches (14.5 avg.)…His performance as a senior resulted in him being named the John Mackey Award winner, which is given annually to the most outstanding TE in college football…Did not record a dropped pass and did not allow a sack or quarterback hurry in 2015…Named second-team All-SEC as a sophomore in 2014…Placed on the Mackey Award Watch list as a true freshman in 2013…Named to the SEC All-Freshman Team while earning Freshman All-America and second-team All-SEC honors in 2013.

PERSONAL: Given name Hunter Henry…Born in Little Rock, Ark. …Married his wife, Parker, this offseason…Followed in the footsteps of his father, Mark, who played C at Arkansas from 1988-91…Has a younger brother, Hayden, who plays LB for the Razorbacks and is entering his sophomore year at Arkansas…His youngest brother, Hudson, plays high school football at his alma mater, Pulaski Academy, and has received scholarship offers from multiple Power 5 schools…Studied finance at Arkansas…**High School:** Earned first-team All-America honors following his senior season at Pulaski Academy in Little Rock, Ark. …Was a team captain for the Under Armour All-America Game after finishing his senior year with 107 receptions for 1,449 yards (13.5 avg.) and 15 TDs…Helped lead the Bruins to the 5A state semifinals as a senior…Paced Pulaski as a junior with 16 TD catches and 1,093 receiving yards on 64 catches (17.1 avg.) to a 14-0 record and a 4A state title…As a sophomore, helped the team to the state championship game, totaling 45 receptions for 748 yards (16.6 avg.) and 10 TDs.

HUNTER HENRY NFL STATISTICS

Year	Team	GP	GS	No.	Yds	Avg.	Lg	TD
2016	San Diego	15	10	36	478	13.3	59	8
2017	Los Angeles Chargers	14	13	45	579	12.9	34	4
NFL Totals		**29**	**23**	**81**	**1,057**	**13.0**	**59**	**12**

HUNTER HENRY GAME-BY-GAME

2017 Game-By-Game Receiving

Date	Opp.	No.	Yds	Avg.	Lg	TD	TDs
09/11	at Den	0	0	0.0	0	0	
09/17	Mia*	7	80	11.4	17	0	
09/24	KC*	0	0	0.0	0	0	
10/01	Phi*	2	16	8.0	12	1	4
10/08	at NYG*	3	42	14.0	25t	1	25
10/15	at Oak*	5	90	18.0	34	0	
10/22	Den*	4	73	18.3	34	0	
10/29	at NE*	2	11	5.5	7	0	
11/12	at Jax*	1	7	7.0	7	0	
11/19	Buf*	2	25	12.5	15	0	
11/23	at Dal*	5	76	15.2	27	1	3
12/03	Cle*	7	81	11.6	25	0	
12/10	Was*	4	50	12.5	20	1	8
12/16	at KC*	3	28	9.3	14	0	
	Totals	**45**	**579**	**12.9**	**34**	**4**	

Reserve-Injured: 12/24 at NYJ, 12/31 vs. Oak.

2016 Game-By-Game Receiving

Date	Opp.	No.	Yds	Avg.	Lg	TD	TDs
09/11	at KC	1	20	20	20	0	
09/18	Jax*	0	0	0	0	0	
09/25	at Ind*	5	72	14.4	33	0	
10/02	NO*	4	61	15.3	20t	1	20
10/09	at Oak*	3	74	24.7	59	1	1
10/13	Den*	6	83	13.8	27	1	5
10/23	at Atl*	1	16	16	16	0	
10/30	at Den*	2	14	7	7	0	
11/06	Ten	Inactive					
11/13	Mia*	2	11	5.5	7t	1	7
11/27	at Hou*	2	20	10	12t	1	12
12/04	TB	1	14	14	14	0	
12/11	at Car*	2	13	6.5	9t	1	7
12/18	Oak	3	37	12.3	20	1	7
12/24	at Cle	0	0	0	0	0	
01/01	KC	4	43	10.8	12t	1	12
	Totals	**53**	**548**	**10.3**	**27**	**7**	

MELVIN INGRAM

DEFENSIVE END | **SOUTH CAROLINA**

6-2 | 247 LBS | ROCKINGHAM, N.C.

DRAFT 1 - 2012

EXPERIENCE: 7TH NFL SEASON

7TH YEAR WITH CHARGERS

CAREER HIGHLIGHTS

- *Made the first Pro Bowl of his career last season after tying single-season career highs in tackles (76) and sacks (10.5), while setting a new personal best with 22.5 tackles for loss.*
- *Named AFC Defensive Player of the Month for September in 2017, when he led the conference with 5.5 sacks in three games during the opening month of the season.*
- *With 29 sacks in the last three seasons, ranks tied for eighth in the NFL over that span.*
- *Posted 7.5 sacks in the first five weeks of 2017, good for the most through five games in Chargers history.*
- *Combined with DE Joey Bosa to total 23 sacks between them and rank as the No. 2 sack duo in the NFL last season.*

AWARDS AND HONORS

2017: *NFL Pro Bowl Selection (First)*
AFC Defensive Player of the Month (September)

2017: Selected to his first Pro Bowl, replacing Los Angeles Chargers DE Joey Bosa after initially being named as an alternate…Named AFC Defensive Player of the Month for September…Led the conference with 5.5 sacks and 16 tackles (13 solo) in three games during the season's opening month...Started all 16 contests, posting 76 tackles (50 solo), 10.5 sacks, 22.5 tackles for loss, a pass defensed, a forced fumble and two recoveries, including one he returned 39 yards for the first TD of his career...His 10.5 sacks ranked tied for sixth in the AFC and tied for No. 15 in the NFL in 2017…His 7.5 sacks in the first five weeks were the most through five games in Chargers history...Registered the most defensive snaps among all Los Angeles pass rushers with 891...Part of a defensive unit that ranked tied for fifth in the NFL with 43 sacks…Combined with Bosa (12.5 sacks), was the No. 2 sack duo in the NFL with 23 sacks between the two of them…**Awards:** Pro Bowl Selection (First)…AFC Defensive Player of the Month (September)...**at Denver (Sept. 11):** Started at DE, playing 60 snaps on defense...Posted four tackles (three solo) and 1.5 sacks...Registered the 1.5 sacks on back-to-back plays in the fourth quarter...Split the first with DE Joey Bosa, collapsing the pocket from both ends to bring down QB Trevor Siemian to force third-and-13...Followed up with a sack of Siemian on the next play, forcing a Denver field goal attempt that was missed by K Brandon McManus...**vs. Miami (Sept. 17):** Posted six tackles (four solo) and a sack after opening the game at DE...Appeared on 50 defensive plays and five on special teams...**vs. Kansas City (Sept. 24):** Became the ninth player to reach 30 sacks in a Chargers uniform after posting six solo tackles, including a career-high three sacks...Began his career day by beating T Mitchell Schwartz with a bull rush to get to QB Alex Smith for a two-yard loss in the second quarter...On the final play of the third quarter, lined up just inside of Joey Bosa, running a stunt with Bosa to slip around the offensive line as he brought down Smith for an 11-yard loss...Midway through the fourth quarter, sped past two offensive linemen to post a five-yard sack of Smith...**vs. Philadelphia (Oct. 1):** Appeared in his 65th career game, starting at DE and contributing on 67 plays on defense and six on special teams...Registered six tackles (four solo) and a tackle for loss for the third-straight game…**at New York Giants (Oct. 8):** Continued to harass opposing QBs, sacking QB Eli Manning twice, including a strip-sack that he recovered to set up the game-winning TD pass from QB Philip Rivers to RB Melvin Gordon…On the play, slipped through two blockers to spin Manning to the ground, knocking the ball free…Dove into a pile of players to corral the loose ball for his first recovery of the season…Finished with eight tackles (six solo), two sacks, three tackles for loss, a forced fumble and the recovery…Saw action on 60 defensive snaps and two on special teams…**at Oakland (Oct. 15):** Started at DE and played 50 defensive snaps…Posted four tackles (two solo) and a tackle for loss, marking the sixth game of the season with a tackle for loss…**vs. Denver (Oct. 22):** Started at DE, seeing action on 51 defensive snaps…Posted four tackles (three solo), an eight-yard sack and two tackles for loss…Dropped RB C.J. Anderson for a two-yard loss in the second quarter, chasing him down from behind…Pushed T Garrett Bolles back with a bull rush into QB Trevor Siemian that resulted in the eight-yard sack…**at New England (Oct. 29):** Started at DE, seeing action on 78 plays on defense…Finished with three tackles (two solo)…Forced QB Tom Brady to roll to his right before DT Darius Philon registered a seven-yard sack in the fourth quarter…**at Jacksonville (Nov. 12):** Played

54

BEYOND THE BOLT

Off the field, Ingram is an up-and-coming rap musician. One of his songs, 'Pops,' is a tribute to his late father, George Melvin Ingram Jr., who died of a heart attack in 1998. Ingram's father predicted that his infant son would one day play in the NFL.

In 2015, Ingram launched the nonprofit foundation, 'Mission Possible.' It provides inner-city and low-income youth with additional educational opportunities and resources. The foundation's signature event is a celebrity waiter dinner. In 2016, the event raised more than $120,000.

CAREER TRANSACTIONS

2012: *Selected by San Diego Chargers in the first round (18th overall) of NFL Draft, April 26…Signed rookie contract, May 11.*
2013: *Placed on Reserve/Physically Unable to Perform (knee), Aug. 26…Activated from Reserve/Physically Unable to Perform, Dec. 13.*
2014: *Placed on Reserve/Injured; Designated for Return (hip), Sept. 20…Activated from Reserve/Injured; Designated for Return, Nov. 15.*
2015: *Had fifth-year team option exercised on rookie contract by Chargers, April 8.*
2017: *Designated franchise player (non-exclusive) by Los Angeles Chargers, Feb. 27…Signed contract extension, June 11.*

80 defensive snaps after starting the game at DE…It marked the 70th game played of his career…Posted four tackles (two solo) and a tackle for loss…Provided pressure with Joey Bosa in the fourth quarter to force QB Blake Bortles to throw off of his back foot, resulting in an INT by S Tre Boston…**vs. Buffalo (Nov. 19):** Recovered a fumble by QB Tyrod Taylor on a strip-sack by Joey Bosa and returned it 39 yards for the first score of his professional career…Along with Bosa, pressured QB Nathan Peterman in the first quarter to throw an INT to CB Casey Hayward…Started at DE and played 40 defensive snaps and four on special teams, registering a solo tackle, a tackle for loss and the fumble recovery…**at Dallas (Nov. 23):** Started at DE, playing 44 snaps on defense…Finished with a solo tackle and a tackle for loss…In the first quarter, collapsed the pocket with Joey Bosa to force QB Dak Prescott to step up into a sack by DT Corey Liuget…Coupled with Bosa, forced Prescott to roll to his left and throw a pass intended for WR Cole Beasley that was picked off by CB Desmond King and returned 90 yards for a TD…**vs. Cleveland (Dec. 3):** Opened the game at DE and played 57 snaps on defense…Registered five tackles (three solo), including two tackles for loss…Penetrated the backfield on fourth-and-one in the second quarter, bringing down RB Duke Johnson Jr., for a two-yard loss…Applied pressure to QB DeShone Kizer late in the fourth quarter, forcing the QB to make a difficult pass that was picked off by S Adrian Phillips to seal the game…**vs. Washington (Dec. 10):** Started at DE, posting seven tackles (two solo), 1.5 tackles for loss and a half-sack…Collapsed the pocket in the fourth quarter with a bull rush of T Trent Williams, meeting Corey Liuget to bring down QB Kirk Cousins for the half-sack…Played 36 defensive snaps…**at Kansas City (Dec. 16):** Appeared in the 75th game of his career, starting at DE and playing 61 snaps on defense…Posted seven tackles (six solo), two tackles for loss, a sack and a pass defensed, his first of the season…Registered his 10th sack of the season, running a stunt with Darius Philon in the first quarter to burst through the middle of the offensive line to bring down QB Alex Smith for an eight-yard loss…**at New York Jets (Dec. 24):** Posted four tackles (three solo) and a tackle for loss…Started at DE and played 58 snaps on defense…**vs. Oakland (Dec. 31):** Saw action on all 54 defensive plays after opening the game at DE…Finished with five tackles (two solo) and a half-sack…Sped past T David Sharpe around the edge, meeting Darius Philon in the backfield to split a sack of QB Derek Carr.

2016: Started all 16 games for the second-straight year…Totaled 66 tackles (45 solo), eight sacks and 13 tackles for loss…Added four passes defensed and four forced fumbles…**vs. Jacksonville (Sept. 18):** Posted a then-career-high two sacks, including a sack-fumble that was recovered by DT Corey Liuget…**vs. New Orleans (Oct. 2):** Recorded a 10-yard sack on third-and-nine to force the Saints to punt from their own two-yard line…**at Atlanta (Oct. 23):** Registered a seven-yard sack at the end of the first half…Teamed up with DE Tenny Palepoi for a key, two-yard tackle for loss in overtime that led to a turnover on downs three plays later…Tied a career high with 10 tackles…**at Denver (Oct. 30):** Posted a nine-yard sack late in the second quarter of QB Trevor Siemian as DE Joey Bosa forced a fumble on play, which was recovered by Tenny Palepoi...**vs. Miami (Nov. 13):** Posted a nine-yard strip-sack of QB Ryan Tannehill on third-and-five to force a punt on the Dolphins' opening possession…**vs. Oakland (Dec. 18):** Posted a seven-yard sack in the fourth quarter on third-and-eight to force a field goal attempt…Forced a fumble by RB Latavius Murray in the red zone in the first quarter that was recovered by OLB Kyle Emanuel…Forced two Murray fumbles on the day…**at Cleveland (Dec. 24):** Forced a fourth quarter three-and-out with a 10-yard sack on third-and-eight.

2015: Started all 16 games for the first time in his career, setting career highs with 76 tackles (65 solo) and 10.5 sacks…Added 19 tackles for loss, five passes defensed, four forced fumbles and a recovery…Posted at least one sack in five-straight games to close out the season…**vs. Detroit (Sept. 13):** Pressured QB Matt Stafford to throw under duress, resulting in an INT by OLB Kyle Emanuel…**vs. Cleveland (Oct. 4):** Posted the first multi-sack game of his career…Finished with 1.5 sacks, a team-high three tackles for loss, a forced fumble and a recovery…Split an eight-yard sack of QB Josh McCown with S Eric Weddle in the first quarter, stripping the ball free from McCown before recovering it…**at Baltimore (Nov. 1):** Posted the second multi-sack game of his career, finishing with 1.5 sacks…Registered pressures on three-straight plays midway through the third quarter to force a punt…**vs. Chicago (Nov. 9):** Forced a fumble and recorded a sack…**vs. Miami (Dec. 20):** Registered a then-career-high 2.5 sacks…Posted a 10-yard sack and forced a fumble by QB Ryan Tannehill on Miami's final possession of the first half…Shared an 11-yard sack on third-and-nine to force a punt…**at Denver (Jan. 3):** Registered a sack to bring his season total to a career-high 10.5…In the first half, hit QB Brock Osweiler's arm while attempting to pass, resulting in an INT by S Adrian Phillips.

2014: Started all nine games that he played in, missing seven games with a hip injury…Placed on injured reserve with designation to return with a hip injury on Sept. 20…Activated on Nov. 15…Registered 40 tackles (25 solo), four sacks, seven tackles for loss and two forced fumbles…Posted his first back-to-back games with sacks…**vs. Seattle (Sept. 14):** Recorded a three-yard tackle for loss, a nine-yard sack and a forced fumble…Departed with a hip injury and did not return…**vs. Oakland (Nov. 16):** Started at OLB in his return from injured reserve with designation to return…**vs. New England (Dec. 7):** Lead the team with a season-high 10 tackles, including a seven-yard sack and three tackles for loss…**vs. Denver (Dec. 14):** Posted his second sack in as many weeks for his first back-to-back performances with a sack…Added a forced fumble…**at Kansas City (Dec. 28):** Recorded an eight-yard sack.

2013: Suffered a knee injury early in the offseason and began the season on the Physically Unable to Perform list before returning Dec. 8…Finished the season with 13 tackles (five solo), a sack, two tackles for loss and a forced fumble in four games played (one start)…Started both postseason contests, registering six tackles (two solo) and an INT that he returned three yards for his first NFL pick…**vs. N.Y. Giants (Dec. 8):** Returned from a knee injury to make his season debut…**vs. Oakland (Dec. 22):** Posted a sack and a forced fumble in his first start of the season…**at Cincinnati (AFC Wild Card, Jan. 5):** Posted his first career INT and assisted on three tackles in the first playoff game and start of his career.

2012: Appeared in all 16 games with two starts…Registered 29 tackles (18 solo) and a six-yard sack…Added five tackles for loss, five passes defensed and two forced fumbles…Recorded 12 special teams tackles…**at Oakland (Sept. 10):** Made his NFL debut…Forced a fumble on the first defensive series…Recovered an onside kick late in the fourth quarter to seal the 22-14 victory…**at Denver (Nov. 18):** Made the first start of his career…**vs. Oakland (Dec. 30):** Led the team with a season-high four special teams tackles.

COLLEGE: Played four seasons (2007, '09-11) at South Carolina while redshirting in 2008 due to foot surgery…Totaled 109 tackles, 21.5 sacks, 30.5 tackles for loss and two INTs…Ranked fourth in school history in career sacks and fifth in career tackles for loss…Named first-team All-America as a senior, the third consensus All-American in school history and the first since 1984…Earned first-team All-Southeastern Conference and was a three-time SEC Player of the Week as a senior…Tied a single-season school record in 2011 with 10 sacks, ranking third in the conference and 13th in the nation…His 15 tackles for loss as a senior were the third-most in a single season in school history and ranked fifth in the SEC…Ranked third in the SEC with a team-high nine sacks as a junior.

PERSONAL: Given name Melvin Ingram III…Nicknames are 'SupaMelvin' and 'Supamel'…Born in Rockingham, N.C. …Son, Prince, was born in 2015…Authored a song, 'Pops,' as an up-and-coming rap musician that is a tribute to his late father, George Melvin Ingram Jr. …Left a math class to go to the gym and broke his high school's hang-clean record while in street clothes with a 380-pound rep…Launched 'Mission Possible' in 2015, a non-profit foundation that provides inner-city and low-income youth with educational opportunities and resources…Filmed a public service announcement to combat domestic violence in 2015 with professional skateboarder Tony Hawk and BMX Champion Alise Post…Earned a degree in African-American studies from South Carolina…**High School:** Earned All-Conference and All-Region recognition as a senior at Richmond County High in Rockingham, N.C. …Finished his senior year with 87 tackles and 2.5 sacks…Rated a four-star prospect by Rivals.com…Played in the Shrine Bowl game, returning a fumble for a TD…Started at point guard for the basketball team for three years.

MELVIN INGRAM NFL STATISTICS

				— Tackles —						— Interceptions —					— Fumbles —		
Year	Team	GP	GS	Total	Solo	Asst	Sacks	Yds	TFL	No.	Yds	Lg	TD	PD	FF	FR	Yds
2012	San Diego	16	2	29	18	11	1.0	6	5	0	0	—	0	5	2	0	0
2013	San Diego	4	1	13	5	8	1.0	0	2	0	0	—	0	0	1	0	0
2014	San Diego	9	9	40	25	15	4.0	31	7	0	0	—	0	0	2	0	0
2015	San Diego	16	16	76	65	11	10.5	73.5	19	0	0	—	0	5	4	1	0
2016	San Diego	16	16	66	45	21	8.0	52	13	0	0	—	0	4	4	0	0
2017	Los Angeles Chargers	16	16	76	50	26	10.5	87.5	22.5	0	0	—	0	1	1	2	39
NFL Totals		**77**	**60**	**300**	**208**	**92**	**35.0**	**250**	**68.5**	**0**	**0**	**—**	**0**	**15**	**14**	**3**	**39**

POSTSEASON				— Tackles —						— Interceptions —					— Fumbles —		
Year	Team	GP	GS	Total	Solo	Asst	Sacks	Yds	TFL	No.	Yds	Lg	TD	PD	FF	FR	Yds
2013	San Diego	2	2	6	2	4	0.0	0	0	1	3	3	0	1	0	0	0

RAYSHAWN JENKINS

SAFETY **MIAMI**

6-2 | 220 LBS | ST. PETERSBURG, FLA.

DRAFT 4 - 2017

EXPERIENCE: 2ND NFL SEASON

2ND YEAR WITH CHARGERS

CAREER HIGHLIGHTS

- *Appeared in 15 games as a rookie last season, totaling five tackles (four solo), a pass defensed and 11 tackles on special teams.*

CAREER TRANSACTIONS

2017: *Selected by Los Angeles Chargers in the fourth round (113th overall) of NFL Draft, April 29… Signed rookie contract, May 17.*

2017: Played in 15 games, missing one with a concussion...Totaled five tackles (four solo), a pass defensed and 11 tackles on special teams, pinning the opponent inside their own 20 four times...**at Denver (Sept. 11):** Made his NFL debut, seeing action on 11 special teams plays...**vs. Miami (Sept. 17):** Inactive (concussion)...**vs. Kansas City (Sept. 24):** Returned from a concussion to play 19 snaps on special teams and register the first special teams tackle of his career on kickoff coverage...**vs. Philadelphia (Oct. 1):** Participated on 23 special teams plays…**at New York Giants (Oct. 8):** Saw action on 27 special teams plays and one on defense…It marked the first defensive snap of his career…Posted two special teams tackles on kickoff coverage, including one that forced the Giants to start the ensuing drive from inside their own 20-yard line…**at Oakland (Oct. 15):** Registered two tackles on special teams, with one coming on punt coverage and another on kickoff coverage…Played four snaps on defense and 18 on special teams…**vs. Denver (Oct. 22):** Played two snaps on defense and 19 on special teams, posting a special teams tackle on kickoff coverage that forced Denver to start the ensuing drive inside the 20…**at New England (Oct. 29):** Posted a special teams tackle on kickoff coverage and one on punt coverage…Played four defensive snaps and 26 on special teams…**at Jacksonville (Nov. 12):** Registered two special teams tackles on punt coverage, pinning Jacksonville inside their 20 once…Played a team-high 32 special teams snaps…**vs. Buffalo (Nov. 19):** Netted the first solo tackle of his career, seeing time on 18 defensive plays and 24 on special teams…**at Dallas (Nov. 23):** Appeared on seven defensive snaps and 13 on special teams, totaling two solo stops…**vs. Cleveland (Dec. 3):** Saw action on three defensive plays and 15 on special teams…**vs. Washington (Dec. 10):** Broke up the first pass of his career, playing eight snaps on defense and 25 on special teams…**at Kansas City (Dec. 16):** Tied a career high with two tackles (one solo) on seven defensive plays…Added 23 snaps on special teams, leading all players…**at New York Jets (Dec. 24):** Participated on 25 special teams plays and 10 on defense…**vs. Oakland (Dec. 31):** Saw action on 12 plays on defense and 16 on special teams…On a toss play to RB Marshawn Lynch on fourth-and-two, penetrated the backfield and made first contact with Lynch, preventing Lynch from turning the corner before he was taken down by DE Tenny Palepoi for a turnover on downs.

COLLEGE: Played four seasons (2012-13, '15-16) at Miami with a medical redshirt in 2014, appearing in 49 career games with 33 starts…Finished with 201 tackles, including eight tackles for loss and 1.5 sacks…Posted nine INTs, 28 passes defensed and a fumble recovery…Earned honorable mention All-Atlantic Coast Conference as a senior when he ranked third on the team with 76 tackles (56 solo) while leading the team with two INTs.

PERSONAL: Given name Rayshawn Sharodd Jenkins…Nickname is 'Jenks'…Born in St. Petersburg, Fla. …Has a two-year-old son, Ace…Has 15 siblings…A brother, Keyon, plays at Quincy University in Quincy, Ill. …A sister, Charlisa, plays basketball at Hampton (Va.) University…Played youth football with Seattle LB Shaquem Griffin and CB Shaquill Griffin…Earned a degree in criminology with a minor in sports administration from Miami…**High School:** Played QB, WR, RB and DB at Admiral Farragut Academy in St. Petersburg, Fla. …Also ran track as was named the school's Athlete of the Year after winning the 1A state title in the 110-meter hurdles and finishing second in the 300-meter hurdles…Lettered four years in football and three in track & field.

RAYSHAWN JENKINS NFL STATISTICS

				— Tackles —						— Interceptions —					— Fumbles —		
Year	Team	GP	GS	Total	Solo	Asst	Sacks	Yds	TFL	No.	Yds	Lg	TD	PD	FF	FR	Yds
2017	Los Angeles Chargers	15	0	5	4	1	0.0	0	0	0	0	—	0	1	0	0	0

CARDALE JONES

QUARTERBACK **OHIO STATE**

6-5 | 250 LBS | CLEVELAND, OHIO

TRADE (BUF) - 2017

EXPERIENCE: 3RD NFL SEASON

2ND YEAR WITH CHARGERS

CAREER HIGHLIGHTS

- *Saw action in a game as a rookie in 2016, coming off the bench in the season finale to complete six passes on 11 attempts (54.5 pct.) for 96 yards with an INT (46.0 passer rating).*
- *Traded from Buffalo to the Los Angeles Chargers during the 2017 preseason.*

BEYOND THE BOLT

This past July, Jones was sworn in as a special deputy sheriff for the Ottawa County (Ohio) Sheriff's Office. Jones will help to change the perception of law enforcement of Ottawa County residents and youth. Ottawa County Sheriff Steve Levorchick said, "My hope is to get out there with him in uniform and walk through our schools and just surprise some of the kids. Let them see Cardale in a Sheriff office uniform rather than an NFL uniform and let them see the cops aren't necessarily the bad guys."

2017: Acquired in a trade with Buffalo on July 26…Made 53-man roster as the third QB and was inactive for 15 contests…Dressed, but did not see any action in another…**at Denver (Sept. 11):** Inactive (healthy scratch)…**vs. Buffalo (Nov. 19):** Dressed as the third QB, but did not play…**at Dallas (Nov. 23):** Inactive (healthy scratch).

2016: Was inactive the team's first 15 games before coming off the bench in Week 17 against the Jets…Finished with six completions on 11 attempts (54.5 pct.) for 96 yards with an INT (46.0 passer rating)…**at New York Jets (Jan. 1):** Came off the bench in the final game of the season, completing six passes on 11 attempts (54.5 pct.) for 96 yards with an INT for a 46.0 passer rating.

CAREER TRANSACTIONS

2016: *Selected by Buffalo Bills in the fourth round (139th overall) of NFL Draft, April 30…Signed rookie contract, June 7.*
2017: *Traded from Bills to Los Angeles Chargers for a 2018 seventh-round pick.*

COLLEGE: Played three seasons (2013-15) at Ohio State, totaling 2,323 passing yards and 15 TDs on 167-of-270 passing (61.9 pct.) with seven INTs over 23 career games…Recorded a perfect 11-0 record as the starter, good for the best winning percentage by a QB in school annals with 10-plus starts…Made the first three starts of his collegiate career in the 2014 postseason, leading the Buckeyes to victories over Wisconsin in the Big Ten Championship, No. 1 Alabama in the College Football Playoff semifinals at the Allstate Sugar Bowl and No. 2 Oregon in the national championship game…Named the Most Valuable Player of the Big Ten title game after throwing for 257 yards and three TDs.

PERSONAL: Given name Cardale Jones…Nickname is '12-gauge'…Born in Cleveland, Ohio…In the summer of 2017, he was made an honorary deputy sheriff for Ottawa County, Ohio, serving as a special ambassador to improve police-youth relations…Earned a degree with a double-major in financial planning and economics from Ohio State…**High School:** Attended Ginn Academy in Cleveland, Ohio, and played football for Ted Ginn Sr., the father of New Orleans WR Ted Ginn Jr., at Glenville High in Cleveland, Ohio, as Ginn Academy students are allowed to play at Glenville…Led the Tarblooders to a 24-3 record as the starting QB.

CARDALE JONES NFL STATISTICS

Year	Team	GP	GS	Att	Cmp	Pct.	Yds	Y/A	TD	Int	Lg	Sk	Lost	Rating
2016	Buffalo	1	0	11	6	54.5	96	8.7	0	1	64	1	2	46.0
2017	Los Angeles Chargers	0	0	0	0	0.0	0	—	0	0	—	0	0	—
NFL Totals		**1**	**0**	**11**	**6**	**54.5**	**96**	**8.7**	**0**	**1**	**64**	**1**	**2**	**46.0**

DREW KASER

PUNTER | **TEXAS A&M**

6-2 | **206 LBS** | **STOW, OHIO**

DRAFT 6 - 2016

EXPERIENCE: 3RD NFL SEASON

3RD YEAR WITH CHARGERS

CAREER HIGHLIGHTS

- *Named AFC Special Teams Player of the Week as a rookie in Week 6 of 2016 for a five-punt, 237-yard performance that included placing four punts inside the 20-yard line.*
- *Ranks No. 1 in Chargers history in 47.3-yard gross punting average (min. 100 career punts).*

CAREER TRANSACTIONS

2016: *Selected by San Diego Chargers in the sixth round (179th overall) of NFL Draft, April 30…Signed rookie contract, May 9.*

2017: Appeared in all 16 games, punting 74 times for 3,558 yards (48.1 gross avg.) and a net average of 41.3 yards-per-punt…His gross average ranked third in the NFL in 2017 behind Tennessee's Brett Kern (49.7) and Houston's Shane Lechler (49.0)…Had a 69-yard punt, tying his career high for the 10th-longest in Chargers history…Pinned opponents inside their own 20-yard line 27 times…Eclipsed 100 career punts, making him eligible to be in the team record book with the best career gross punting average in franchise history…Posted a special teams tackle…**at Denver (Sept. 11):** Punted five times for 230 yards (46.0 gross avg.), pinning Denver inside its 20-yard line twice…Registered a tackle on special teams…**vs. Miami (Sept. 17):** Forced Miami to start inside their own 20 on three-of-four punts…Punted for 170 yards (42.5 gross avg.)…**vs. Kansas City (Sept. 24):** Punted five times for 250 yards (50.0 gross avg.), including a 66-yard punt…**vs. Philadelphia (Oct. 1):** Pinned Philadelphia inside its own 20-yard line twice on four punts for 191 yards (47.8 gross avg.)…**at New York Giants (Oct. 8):** Posted six punts for 333 yards (55.5 gross avg.) and a 45.8 net average…Booted a 68-yard punt…**at Oakland (Oct. 15):** Posted a season-high 55.8 gross average, punting four times for 223 yards while also registering a 46.3-yard net average…Held on the game-winning field goal by K Nick Novak as time expired…**vs. Denver (Oct. 22):** Punted eight times for 413 yards (51.6 gross avg.) and a 44.8 net average…Pinned the Broncos inside their own 20-yard line five times…In the third quarter, tied a career long with a 69-yard punt that was downed by RB Austin Ekeler at the one-yard line…**at New England (Oct. 29):** Punted five times for 225 yards (45.0 gross avg.) with a 39.8 net average, once pinning the Patriots inside their 20…In the fourth quarter, booted the 100th punt of his career to become eligible for the team record book…**at Jacksonville (Nov. 12):** Set career highs with 10 punts for 485 yards…Posted a gross average of 48.5 and net average of 41.5…Twice pinned the Jaguars inside their 20-yard line…**vs. Buffalo (Nov. 19):** Appeared on two special teams plays to punt, totaling 73 yards (36.5 gross avg.) with both pinning the Bills inside their own 20…**at Dallas (Nov. 23):** Appeared on eight special teams plays, but did not punt…Handled kickoffs and kicking duties after K Nick Novak exited with a back injury…Attempted the first kick of his career on a successful extra point in the third quarter, registering the first point of his career…**vs. Cleveland (Dec. 3):** Punted twice for 73 yards (36.5 gross avg.), pinning the Browns inside the 20 once on a punt downed by LB Nick Dzubnar at the four-yard line…**vs. Washington (Dec. 10):** Appeared on five special teams plays to punt, totaling 264 yards (52.8 gross avg.)…Posted a season-high net average of 46.4…Pinned the Redskins inside their own 20-yard line twice…**at Kansas City (Dec. 16):** Punted three times for 149 yards (49.7 gross avg.), pinning the Chiefs inside the 20 twice…Registered a net average of 42.7 on three special teams snaps…**at New York Jets (Dec. 24):** Grossed 416 yards on nine punts (46.2 gross avg.), including two that pinned New York inside its own 20-yard line…Posted a net average of 42.9 yards-per-punt…**vs. Oakland (Dec. 31):** Punted twice for 63 yards (31.5 gross avg.), pinning the Raiders inside their own 20-yard line twice for a net average of 31.5 yards-per-punt.

AWARDS AND HONORS

2016: *AFC Special Teams Player of the Week (Week 6 vs. Denver)*

2016: Named AFC Special Teams Player of the Week for his efforts in a Week 6 win over the Broncos: Five punts for 237 yards (47.7 avg.), including a 60-yard punt, while pinning Denver inside its own 20-yard line four times (44.0 net avg.)…Ranked No. 10 in the NFL and led all rookies with a 46.3-yard average, the highest by a Chargers rookie and the third-highest

BEYOND THE BOLT

Kaser wears a cluster of wristbands, each representing something near and dear to his heart. One represents his mother, Kelly, and her battle with brain cancer, while another represents love for one of his best friends back home whose father died of a heart attack. There's one for his grade-school football coach who died of cancer, one for 'Players Curing Kids Cancer,' one for 'Charlie's Angels,' in honor of a Houston child who survived cancer and one in his grandfather's memory.

in team annals…**Awards:** AFC Special Teams Player of the Week (Week 6)…Pro Football Journal Second-Team All-Rookie…Mel Kiper All-Rookie…**at Kansas City (Sept. 11):** Made his NFL debut, punting five times for 178 yards (35.6 avg.)…**vs. Denver (Oct. 13):** Named AFC Special Teams Player of the Week…Placed four-of-five punts inside the Denver 20-yard line…Totaled 237 yards on his five punts (47.4 avg.), registering a then-career-high 44.0 net punting average…**at Denver (Oct. 30):** Recorded a season-high 57.0-yard gross average, tying for the third-highest single-game average in team annals…Punted five times for 285 yards, including one that went for 62 yards…Registered a net average of 46.0 yards…**vs. Oakland (Dec. 18):** Registered a 54.8 yards-per-punt average on five punts, including a career-high 69-yarder that was the 10th-longest in team annals.

COLLEGE: Played four seasons (2011, '13-15) at Texas A&M while redshirting in 2012…Three-time Ray Guy Award semifinalist (2013-15)…Booted 168 career punts for 7,761 yards (46.2 avg.) with a long of 76 yards…Placed 60 punts inside the 20 and finished his career with the second-highest punt average (46.2) in NCAA history…As a senior, registered a school-record 26 punts of 50-plus yards, earning first-team All-America and first-team All-Southeastern Conference honors…Led the SEC and ranked No. 4 in the nation as a senior with a 47.5-yard average…Named Ray Guy National Punter of the Week against Mississippi in 2015…As a junior, set a school record with 22 punts inside the five-yard line…Named National Punter of the Week after averaging 54.7 yards-per-punt in an upset of No. 3 Auburn in 2014…As a sophomore, named an All-American by *The Associated Press* and *Sporting News*…Named first-team All-SEC and was Texas A&M's Special Teams MVP after recording a then-school-record 47.4-yard gross average.

PERSONAL: Given name Andrew James Kaser…Born in Toledo, Ohio…Grandfather, Rick, played DB and returned punts for the Detroit Lions…Father, Jim, played TE collegiately at West Virginia…Enjoys cooking, especially trying new dishes…Involved with the American Cancer Society and wears colored wristbands for cancer types that have affected his loved ones…Earned a degree in business with minors in communication and sports management from Texas A&M…**High School:** Named *Cleveland Plain-Dealer* All-Star P and K as a senior at Walsh Jesuit High in Cuyahoga Falls, Ohio…Lettered three years in football and three in soccer.

DREW KASER NFL STATISTICS

			— Gross —				— Opponent —						
Year	Team	GP	No.	Yards	Avg.	Lg	Ret	Yards	Net Avg.	In 20	TB	FC	Block
2016	San Diego	16	59	2,731	46.3	69	33	282	39.8	18	5	10	0
2017	Los Angeles Chargers	16	74	3,558	48.1	69	48	319	41.3	27	9	6	0
NFL Totals		**32**	**133**	**6,289**	**47.3**	**69**	**81**	**601**	**40.7**	**45**	**14**	**16**	**0**

DESMOND KING

CORNERBACK IOWA

5-10 | 200 LBS | DETROIT, MICH.

DRAFT 5 - 2017

EXPERIENCE: 2ND NFL SEASON

2ND YEAR WITH CHARGERS

CAREER HIGHLIGHTS

- *Appeared in all 16 games with four starts as a rookie last season, totaling 71 tackles (61 solo), four sacks, six tackles for loss, an interception and six passes defensed.*
- *In Dallas on Thanksgiving, picked off QB Dak Prescott and returned it 90 yards for a touchdown for his first career interception.*
- *With four sacks, tied S Rodney Harrison (1997, '98) for the second-most sacks by a DB in a single season in Chargers history.*
- *Was one of five defenders in 2017 (Cincinnati DE Carlos Dunlap, New Orleans DE Cameron Jordan, Washington LB Ryan Kerrigan and Indianapolis LB John Simon) to post a pick-six and three-plus sacks.*

2017: Appeared in all 16 games, starting four of them as the nickel CB...Registered 71 tackles (61 solo), including four sacks and six tackles for loss…Posted a 90-yard pick-six on his first INT of his career…With four sacks, tied S Rodney Harrison (1997, '98) for the second-most sacks by a DB in a single season in Chargers history…His four sacks tied for second among all NFL DBs and are the most by a rookie DB in team history...Part of a defensive unit that ranked tied for fifth in the NFL with 43 sacks…Was one of five defenders in 2017 (Cincinnati DE Carlos Dunlap, New Orleans DE Cameron Jordan, Washington LB Ryan Kerrigan and Indianapolis LB John Simon) to post a pick-six and three-plus sacks…Broke up six passes, including one that resulted in an INT by S Adrian Phillips…Member of a defensive backfield that allowed just one 100-yard receiver in 2017, joining Arizona, Jacksonville and Minnesota as the only teams to do so…Part of the only secondary to not allow more than 245 gross passing yards in a game during the first seven weeks of the season…Posted seven special teams tackles on kickoff coverage, pinning opponents inside the 20-yard line once…Registered 17 kickoff returns for 353 yards (20.8 avg.) and a two-yard punt return…**Awards:** Pro Football Journal Second-Team All-Pro…Pro Football Journal Second-Team All-Rookie...**at Denver (Sept. 11):** Made his NFL debut, appearing on three defensive snaps and nine special teams plays...Broke up a pass from QB Trevor Siemian intended for WR Bennie Fowler III that ended up being intercepted by Adrian Phillips...**vs. Miami (Sept. 17):** Started first game of his career as the nickel CB, playing 56 defensive snaps as well as 13 on special teams...Registered five tackles (four solo), including a tackle for loss...Dropped WR Jarvis Landry for a seven-yard loss on an end-around run in the first quarter…Added a special teams tackle on kickoff coverage…Returned a kickoff 17 yards...**vs. Kansas City (Sept. 24):** Started as the nickel CB, seeing action on 33 defensive snaps and seven on special teams...Posted three solo tackles and a tackle for loss…Returned three kickoffs for 67 yards (21.3 avg.)...**vs. Philadelphia (Oct. 1):** Registered three solo tackles and a pass defensed...Appeared on 62 defensive plays and one on special teams…**at New York Giants (Oct. 8):** Saw action on 48 defensive snaps and 12 on special teams…Totaled two tackles (one solo) and two kick returns for 37 yards (18.5 avg.)…**at Oakland (Oct. 15):** Made four solo tackles…Appeared on 38 plays on defense and 11 on special teams…Posted a 20-yard kickoff return…**vs. Denver (Oct. 22):** Registered a then-career-high five solo tackles, seeing action on 47 defensive plays and 12 on special teams…**at New England (Oct. 29):** Started the third game of his career as the nickel CB, finishing with four solo tackles, the first sack of his career, a tackle for loss and a pass defensed…Broke up a third down pass at the end of the first half from QB Tom Brady intended for WR Danny Amendola in the middle of the field to force a New England field goal…In the third quarter, sacked Brady for zero yards, registering the first sack of his career…Added a special teams tackle on kickoff coverage…Played 58 defensive snaps and eight on special teams…**at Jacksonville (Nov. 12):** Posted five solo tackles, including a sack…Chased down QB Blake Bortles for a zero-yard sack in the third quarter…Added a special teams tackle on kickoff coverage…Played 47 defensive snaps and 19 on special teams…**vs. Buffalo (Nov. 19):** Appeared on 49 defensive plays and 18 on special teams…Posted two solo tackles, a pass defensed and a special teams tackle…Returned a kickoff for 16 yards and a punt for two yards…**at Dallas (Nov. 23):** Registered three solo tackles, a 90-yard pick-six on his first INT of his career

CAREER TRANSACTIONS

2017: *Selected by Los Angeles Chargers in the fifth round (151st overall) of NFL Draft, April 29…Signed rookie contract, May 11.*

and two special teams tackles on kickoff coverage…Jumped in front of a fourth quarter pass from QB Dak Prescott intended for WR Cole Beasley in the left flat and returned it 90 yards for a TD…Became the fifth player of 2017 (Carlos Dunlap, Cameron Jordan, Ryan Kerrigan and John Simon) to post a pick-six and multiple sacks on the year…**vs. Cleveland (Dec. 3):** Posted a then-career-high six solo tackles, including two tackles for loss and a five-yard sack…Came off the edge untouched past T Shon Coleman to bring down QB DeShone Kizer for his third sack of the season, which tied S Martin Bayless (1990) for the fifth-most sacks by a DB in a single season in Chargers history…Returned three kickoffs for 82 yards (27.3 avg.), including a career-long 44-yard return…**vs. Washington (Dec. 10):** Started as the nickel CB, setting a career high with 10 tackles (seven solo) while adding a six-yard sack, a tackle for loss and a pass defensed…His sack tied Rodney Harrison (1997, '98) for the second-most sacks by a DB in a single season in Chargers history…Broke up a pass from QB Kirk Cousins to TE Vernon Davis by putting his helmet on the football as Davis tried to corral the pass…On third down in the third quarter, sprinted untouched by T Trent Williams before spinning Cousins to the ground for the sack…**at Kansas City (Dec. 16):** Registered five tackles (four solo) on 61 defensive snaps…Played 13 snaps on special teams, adding a tackle in the third phase on kickoff coverage…**at New York Jets (Dec. 24):** Surpassed 60 career tackles, posting five tackles (three solo) while seeing action on 39 plays on defense and 14 on special teams…**vs. Oakland (Dec. 31):** Finished with nine tackles (seven solo), totaling 36 defensive snaps and 12 on special teams.

COLLEGE: Played four seasons (2013-16) at Iowa, setting school records with 53 games played and 51 starts…Was the only Big Ten player in a 20-year stretch with 12-plus INTs and over 1,500 combined return yards…Finished his career as one of two players in Iowa history with three career pick-sixes…In 2015 as a junior, recorded 72 tackles (46 solo), a record-setting eight INTs, including a pick-six, and 21 passes defensed…Returned 17 punts for 241 yards (14.2 avg.) and 29 kickoffs for 708 yards (24.4 avg.)…His efforts earned him the Jim Thorpe Award, which is annually given to the nation's best DB…Also won the Jack Tatum Award, presented by the Touchdown Club of Columbus, as the best DB in college football…Won the Tatum-Woodson Big Ten Conference Defensive Back of the Year Award while winning Iowa's Most Valuable Player on defense and the Reggie Roby Special Teams Award…Named first-team All-America by *USA Today*, *Sports Illustrated*, Pro Football Focus, *Athlon*, and College Sports Madness as a junior in 2015…Also recognized as second-team All-America by *The Associated Press*, the *Football Writers Association of America*, the Walter Camp Foundation, *Phil Steele's College Football* and SB Nation.

PERSONAL: Given name Desmond King II…Born in Detroit, Mich. …Plays in a bowling league and has a lifetime high score of 215…Founded the King Kares Foundation this offseason, which will provide financial support to underprivileged families in the Detroit area…After establishing itself, King Kares Foundation will expand its financial assistance to Eastern Iowa and Southern California…Earned a degree with a double-major in African-American studies and broadcasting from Iowa…**High School:** Earned first-team All-State honors as a junior and senior at East English Village Preparatory Academy in Detroit, Mich. …Set a Michigan high school record with 29 career INTs…Played RB for the Bulldogs, setting a school record for career rushing yards…As a senior, ran for 2,360 yards and 33 TDs and posted 56 tackles and seven INTs…Named first-team All-City for his sophomore, junior and senior seasons…Earned second-team All-State honors as a sophomore…Lettered four years in football and four years in track & field.

DESMOND KING NFL STATISTICS

				— Tackles —						— Interceptions —					— Fumbles —		
Year	Team	GP	GS	Total	Solo	Asst	Sacks	Yds	TFL	No.	Yds	Lg	TD	PD	FF	FR	Yds
2017	Los Angeles Chargers	16	4	71	61	10	4.0	11	6	1	90	90t	1	6	0	0	0

		— Kickoff Returns —					— Punt Returns —						— Return —
Year	Team	No.	Yds	Avg.	Lg	TD	No.	FC	Yds	Avg.	Lg	TD	Yards
2017	Los Angeles Chargers	17	353	20.8	44	0	1	1	2	2.0	2	0	355

FORREST LAMP

GUARD **WESTERN KENTUCKY**

6-4 | 310 LBS | VENICE, FLA.

DRAFT 2 - 2017

EXPERIENCE: 2ND NFL SEASON

2ND YEAR WITH CHARGERS



2017: Suffered a season-ending knee injury in training camp and was placed on injured reserve on Sept. 2.

COLLEGE: Played four seasons (2013-16) at Western Kentucky, redshirting in 2012…Started 51 games…Ended his career with four rings, three of which were consecutive bowl championships, while adding back-to-back Conference USA titles…As a senior in 2016, was recognized as second-team All-America by *USA Today*, becoming the first Western Kentucky player to be recognized as All-America from *USA Today* in the FBS Era…Third-team All-American by *The Associated Press* as a senior, the second-ever Big Red player in the FBS era to be named All-America by *AP*…Named a Pro Football Focus All-American and first-team All-Conference USA in back-to-back seasons (2015-16)…As a senior in 2016, allowed just four pressures over 558 pass attempts…Did not allow a sack in either of his junior or senior seasons.

CAREER TRANSACTIONS

2017: *Selected by Los Angeles Chargers in the second round (38th overall) of NFL Draft, April 28…Signed rookie contract, May 11…Placed on Reserve/Injured (knee), Sept. 2.*

PERSONAL: Given name Forrest Noah Lamp…Born in Venice, Fla. …Friends with Philadelphia TE Trey Burton…Earned a degree from Western Kentucky with a double-major in business management and business informatics, while also minoring in finance…**High School:** Earned first-team All-State and first-team All-Area accolades following his senior season at Venice (Fla.) High…Played on the offensive and defensive lines his last two years, helping Venice achieve a 17-6 mark over those two seasons…Was a member of the South Team in the FACA North-South All-Star Game in 2011…Lettered in basketball, football and weightlifting.

CHRISTOPHER LANDRUM

DEFENSIVE END **JACKSONVILLE STATE**

6-2 | 245 LBS | SWEET WATER, ALA.

FREE AGENT - 2016

EXPERIENCE: 3RD NFL SEASON

3RD YEAR WITH CHARGERS

46

CAREER HIGHLIGHTS

- *Appeared in 10 games in 2016 as an undrafted free agent after starting the season on the practice squad, finishing with seven tackles, a tackle for loss and a sack.*

2017: Suffered a season-ending shoulder injury in training camp and was placed on injured reserve on Aug. 23.

2016: Appeared in 10 games after starting the year on the practice squad…Posted seven tackles, a tackle for loss and a sack on the season…**at Atlanta (Oct. 23):** Made his NFL debut…**at Carolina (Dec. 11):** Posted career highs with three tackles and the first sack of his career.

COLLEGE: Played two seasons (2013-14) at Jacksonville (Ala.) State after transferring from Auburn…Saw action in 24 games for the Gamecocks…Posted 71 tackles, 20.5 tackles for loss and 7.5 sacks…Earned Ohio Valley Conference All-Newcomer recognition in 2013…Named second-team All-OVC in 2014…Appeared in one game for Auburn in 2012 after redshirting for the Tigers in 2011.

CAREER TRANSACTIONS

2016: *Signed by San Diego Chargers as undrafted free agent, May 2…Waived by Chargers, Sept. 4…Signed by Chargers to practice squad, Sept. 6…Signed to active roster, Oct. 22.*
2017: *Placed on Reserve/Injured (shoulder), Sept. 2.*

PERSONAL: Given name Christopher Lewis Landrum Sr. …Nickname is 'Bama'…Born in Meridian, Miss. …Has a son, Christopher Jr., with his wife, Bria…Enjoys cooking in his spare time…Uncle is Ced Landrum, who played for the Chicago Cubs in 1991 and the New York Mets in 1993…Earned a bachelor's degree in liberal arts and a master's degree in sports management from Jacksonville State…**High School:** Posted an eight-yard TD run, seven tackles and a fumble recovery to lead Sweet Water (Ala.) High to a state title in 2010, earning Most Valuable Player honors in the championship game…Listed as the No. 19 player in Alabama and the No. 22 OLB in the country by Rivals.com following his senior campaign…Lettered four years in football, baseball and basketball.

CHRISTOPHER LANDRUM NFL STATISTICS

				— Tackles —						— Interceptions —					— Fumbles —		
Year	Team	GP	GS	Total	Solo	Asst	Sacks	Yds	TFL	No.	Yds	Lg	TD	PD	FF	FR	Yds
2016	San Diego	10	0	7	4	3	1.0	7	1	0	0	—	0	0	0	0	0
2017	Los Angeles Chargers	0	0	— Injured Reserve —													
NFL Totals		**10**	**0**	**7**	**4**	**3**	**1.0**	**7**	**1**	**0**	**0**	**—**	**0**	**0**	**0**	**0**	**0**

COREY LIUGET

DEFENSIVE TACKLE ILLINOIS
6-2 | 300 LBS | MIAMI, FLA.
DRAFT 1 - 2011
EXPERIENCE: 8TH NFL SEASON
8TH YEAR WITH CHARGERS

CAREER HIGHLIGHTS

- *Earned Chargers Defensive Player of the Year honors in 2012 after setting career highs with seven sacks and nine passes defensed while adding 61 tackles (42 solo) and 15 tackles for loss.*
- *Named AFC Defensive Player of the Week for his performance in a Week 3 victory over Buffalo in 2014 when he led the defensive line with six tackles, a 17-yard sack and a fourth quarter pressure that forced an intentional grounding for a safety.*
- *In 2014, set career highs in tackles (65), solo stops (52), tackles for loss (19), forced fumbles (two) and fumble recoveries (two).*

AWARDS AND HONORS

2014: *AFC Defensive Player of the Week (Week 3 at Buffalo)*
2012: *Chargers Defensive Player of the Year*

CAREER TRANSACTIONS

2011: *Selected by San Diego Chargers in the first round (18th overall) of NFL Draft, April 28…Signed rookie contract, Aug. 4.*
2014: *Had fifth-year team option exercised by Chargers, April 17.*
2015: *Signed contract extension, June 9…Placed on Reserve/Injured (foot), Dec. 12.*

2017: Started 12 games and was inactive in four due to injury, posting 36 tackles (19 solo), including 1.5 sacks and 6.5 tackles for loss...Registered three passes defensed and a forced fumble…Part of a defensive unit that ranked tied for fifth in the NFL with 43 sacks…**at Denver (Sept. 11):** Opened the game at DT, registering three tackles (one solo) on 48 defensive snaps and five on special teams....**vs. Miami (Sept. 17):** Made his 90th-consecutive regular-season start... Appeared on 32 plays on defense, posting a solo tackle and a pass defensed...**vs. Kansas City (Sept. 24):** Played 20 defensive snaps after starting at DT... Made three tackles (two solo)...Forced a third down fumble of RB Charcandrick West early in the fourth quarter...**vs. Philadelphia (Oct. 1):** Registered four tackles (three solo)...Opened the game at DT... Contributed on 50 defensive plays….**at New York Giants (Oct. 8):** Started at DT, seeing action on 45 plays on defense…Posted three tackles (two solo) and two passes defensed…Tipped a pass at the line of scrimmage late in the fourth quarter that ended up in the hands of S Tre Boston for an INT, sealing the victory…**at Oakland (Oct. 15):** Posted four tackles (three solo), including two tackles for loss…Early in the second quarter, burst between C Rodney Hudson and G Kelechi Osemele to blow up a run by RB DeAndré Washington in the backfield for a six-yard loss…Saw action on 21 defensive snaps after starting at DT…**vs. Denver (Oct. 22):** Inactive (back)…**at New England (Oct. 29):** Returned to action after missing a week with a back injury…Opened the game at DT for the 95th start of his career, seeing action on 46 plays on defense and seven on special teams…Finished with a season-high five tackles (two solo)…**at Jacksonville (Nov. 12):** Started at DT, seeing action on 47 plays on defense and four on special teams…Assisted on three tackles…**vs. Buffalo (Nov. 19):** Started at DT, totaling three tackles (two solo), including two tackles for loss…Contributed on 28 plays on defense and four on special teams…**at Dallas (Nov. 23):** Appeared in the 100th game of his career, starting at DT and playing 28 snaps on defense…Posted three tackles (one solo), a four-yard sack and a tackle for loss…Took down QB Dak Prescott in the first quarter after he was forced to step up in the pocket by DE Joey Bosa and DE Melvin Ingram…Ran a stunt with Bosa in the third quarter to chase Prescott out of the pocket and force him to throw the ball away…**vs. Cleveland (Dec. 3):** Inactive (toe)…**vs. Washington (Dec. 10):** Returned from injury to start at DT and play 26 snaps on defense while adding two on special teams…Finished with three tackles (one solo) and a half-sack…On the sack, powered past G Arie Kouandjio before meeting Melvin Ingram in the backfield to bring down QB Kirk Cousins…**at Kansas City (Dec. 16):** Started at DT and played 22 defensive snaps and three on special teams before departing with a knee injury…It marked the 100th start of his career…Finished with a solo tackle…**at New York Jets (Dec. 24):** Inactive (knee).

2016: Started all 16 games at DT, posting 64 tackles (32 solo), tops among Chargers defensive linemen… Added 12 tackles for loss, three passes defensed and a fumble recovery…**at Kansas City (Sept. 11):** Led the defensive line with five tackles, including two tackles

94

BEYOND THE BOLT

Liuget's son, Corey Jr., had a heart defect as an infant and had surgery to correct the defect. Liuget advocates for consistent heart testing and helps teach CPR courses. In June 2018, Liuget was recognized as a 2018 Heart Hero by the American Heart Association for his efforts.

for loss…**vs. Tennessee (Nov. 6):** Registered a two-yard tackle for loss on third-and-one to force a three-and-out…**vs. Miami (Nov. 13):** Forced a Dolphins three-and-out in the fourth quarter with a nine-yard tackle for loss…**vs. Tampa Bay (Dec. 4):** Recorded a team-high three tackles for loss…**vs. Oakland (Dec. 18):** Posted a season-high eight tackles…**at Cleveland (Dec. 24):** Registered a tackle for loss late in the fourth quarter to help force a punt.

2015: Started the first 11 games of the season before suffering a foot injury…Finished with 35 tackles (28 solo)…Posted three sacks and seven tackles for loss…Placed on injured reserve with a foot injury on Dec. 12…**vs. Pittsburgh (Oct. 12):** Posted a three-yard sack on third-and-seven to force a punt in the second quarter…**at Green Bay (Oct. 18):** Forced a three-and-out in the fourth quarter with a five-yard sack…**vs. Baltimore (Nov. 1):** Exited with a foot injury and did not return…**vs. Chicago (Nov. 9):** Inactive (foot)…Ended a streak of 69-straight games played and 60-consecutive starts…**vs. Kansas City (Nov. 22):** Returned from injury to post a six-yard sack on third down to force a punt in the third quarter.

2014: Named AFC Defensive Player of the Week for his performance in a Week 3 win over Buffalo: Led the defensive line with six tackles, a 17-yard sack and a fourth quarter pressure that forced an intentional grounding for a safety…Started all 16 games, totaling a career-high 65 tackles (52 solo), 4.5 sacks and two passes defensed…Also set career highs in tackles for loss (19), forced fumbles (two) and recoveries (two)…**Awards:** AFC Defensive Player of the Week (Week 3)…**at Arizona (Sept. 8):** Led the defensive line with a six-yard sack and five tackles…**at Buffalo (Sept. 21):** Named AFC Defensive Player of the Week…Posted six tackles to lead the defensive line…Pressured QB EJ Manuel late in the fourth quarter to force a throwaway that resulted in a safety…**vs. Jacksonville (Sept. 28):** Totaled a team-high two tackles for loss…**vs. Kansas City (Oct. 19):** Registered a sack…**vs. St. Louis (Nov. 23):** Posted a seven-yard sack and a forced fumble in the third quarter that was recovered and returned for a 13-yard score…**at Baltimore (Nov. 30):** Registered a team-high four tackles for loss…**at San Francisco (Dec. 20):** Scored the first points of his career with a fumble recovery in the end zone for a TD…Earlier in the game, recovered a fumble inside the red zone to prevent a potential 49ers score…Led the team with two tackles for loss…**at Kansas City (Dec. 28):** Posted a three-yard sack to finish the season as the team's leader with 4.5 sacks.

2013: Totaled 50 tackles (37 solo), 10 tackles for loss and 5.5 sacks in 16 starts…Added four passes defensed…Led the team in sacks and tackles for loss…Started both playoff contests, finishing with 10 tackles (seven solo), a sack and three tackles for loss…**Awards:** Monday Morning Quarterback Defensive Player of the Week (Week 15)…**vs. Dallas (Sept. 29):** Posted an eight-yard sack for his first of the year…Drew a holding penalty in the fourth quarter to negate a Cowboys first down…**at Jacksonville (Oct. 20):** Tied a career high with a season-best two sacks…**at Washington (Nov. 3):** Blocked a 59-yard field goal attempt at the end of the first half…**at Kansas City (Nov. 24):** Recorded a seven-yard sack in the first quarter…**vs. New York Giants (Dec. 8):** Combined with LB Thomas Keiser on an 11-yard sack to close out the victory…**at Denver (Dec. 12):** Posted a tackle for loss…Pressured QB Peyton Manning that led to an INT in the fourth quarter…**vs. Kansas City (Dec. 29):** Recorded an early sack to force a three-and-out…**at Cincinnati (AFC Wild Card, Jan. 5):** Registered a third down sack in the third quarter to set up an ensuing TD drive…**at Denver (AFC Divisional, Jan. 12):** Posted a tackle for loss on third-and-two and contributed to a missed 47-yard field goal by Denver on the following play.

2012: Named Chargers Defensive Player of the Year…Started all 16 games for the first time in his career…Posted a career-high seven sacks…Added then-career-highs in total tackles (61), solo stops (42), tackles for loss (15) and passes defensed (nine)…Added a forced fumble and a recovery…**Awards:** Chargers Defensive Player of the Year…*USA Today*

All-Joe…**at Kansas City (Sept. 30):** Ended the Chiefs' second drive of the game with a tackle for loss and a forced fumble, leading to a Chargers TD on the ensuing possession…**at New Orleans (Oct. 7):** Recorded his first sack of the season for 13 yards and posted a team-high three passes defensed…**at Cleveland (Oct. 28):** Broke up two passes and registered a sack on third down to force a punt…**vs. Baltimore (Nov. 25):** Posted a nine-yard sack and two tackles for loss…Added a pass defensed in overtime…**at New York Jets (Dec. 23):** Set a career high with two sacks, including a sack on fourth down to force a turnover on downs late in the game…The late sack was the team's 11th of the day, tying a single-game franchise record.

2011: Appeared in 15 games with 13 starts…Recorded 26 tackles (18 solo), five tackles for loss and a three-yard sack…Posted three passes defensed, a forced fumble and a recovery…**vs. Minnesota (Sept. 11):** Made his NFL debut, starting at DE…Led the team with two tackles for loss…**vs. Baltimore (Dec. 18):** Posted a three-yard sack late in the fourth quarter.

COLLEGE: Played three seasons (2008-10) at Illinois…Finished his career with 125 tackles, 8.5 sacks and 25.5 tackles for loss…Added a pair of forced fumbles and three recoveries…As a junior, earned honorable mention All-America recognition and second-team All-Big Ten honors…In 2010, was named the team's most outstanding defensive lineman after ranking seventh in the conference in tackles for loss (12.5) and eighth in sacks (4.5)…Named Big Ten Defensive Player of Week after 1.5 tackles for loss vs. Fresno State.

PERSONAL: Given name Corey Devon Liuget Sr. …Born in Miami, Fla. …With his wife, Faven, has a son, Corey Jr., and two daughters, Evan and Eden…As an infant, Corey Jr., had surgery to correct a heart defect, which inspired Liuget to be active with the American Heart Association and its charity efforts…Both of his sisters, Ideidre and Latronika, serve in the Army…In 1993, his father, DeJa, passed away while visiting Liuget's grandmother in Haiti…Mother, Lorene, raised Liuget and his four elder brothers and sisters…Enjoys to travel with his wife, as the couple has visited the Dominican Republic, Ethiopia, Dubai, Costa Rica, the Bahamas, Egypt and Aruba…Enjoys fishing in his spare time, and incorporates the hobby into his charitable work, especially benefitting FG3 (Fish, Food, Feel Good), an organization that collects fish from sport fisherman and distributes the fish to local charities for free…In March 2018, visited the Marjory Stoneman Douglas High football team in Parkland, Fla., following the mass shooting a month prior that caused the death of Assistant Coach Aaron Feis…Nominated for the NFLPA's Byron 'Whizzer' White Award for outstanding community service in 2015…Hosted the '2 Liuget 2 Quit Youth Football Clinic and 7-on-7 Tournament' in Miami, with the Little Haiti Optimist Club from 2014-16…Earned a degree in sociology from Illinois in 2016…**High School:** First-team All-State and first-team All-Area as a senior at Hialeah (Fla.) High…Played QB, WR, TE and DE for the Thoroughbreds…Invited to play in the 2008 Offense-Defense All-American game in Miami, Fla. …Lettered four years in football, four in basketball and one in wrestling.

COREY LIUGET NFL STATISTICS

				— Tackles —						— Interceptions —					— Fumbles —		
Year	Team	GP	GS	Total	Solo	Asst	Sacks	Yds	TFL	No.	Yds	Lg	TD	PD	FF	FR	Yds
2011	San Diego	15	13	26	18	8	1.0	3	5	0	0	—	0	3	1	1	0
2012	San Diego	16	16	61	42	19	7.0	56	15	0	0	—	0	9	1	1	0
2013	San Diego	16	16	50	37	13	5.5	36.5	10	0	0	—	0	4	0	0	0
2014	San Diego	16	16	65	52	13	4.5	29.5	19	0	0	—	0	2	2	2	0
2015	San Diego	11	11	35	28	7	3.0	14	7	0	0	—	0	0	0	0	0
2016	San Diego	16	16	64	32	32	0.0	0	12	0	0	—	0	3	0	1	0
2017	Los Angeles Chargers	12	12	36	19	17	1.5	8.5	6.5	0	0	—	0	3	1	0	0
NFL Totals		**102**	**100**	**337**	**228**	**109**	**22.5**	**147.5**	**74.5**	**0**	**0**	**—**	**0**	**24**	**5**	**5**	**0**

POSTSEASON				— Tackles —						— Interceptions —					— Fumbles —		
Year	Team	GP	GS	Total	Solo	Asst	Sacks	Yds	TFL	No.	Yds	Lg	TD	PD	FF	FR	Yds
2013	San Diego	2	2	10	7	3	1.0	1	3	0	0	—	0	0	0	0	0

CRAIG MAGER

CORNERBACK TEXAS STATE

5-11 | 200 LBS | LULING, TEXAS

DRAFT 3 - 2015

EXPERIENCE: 3RD NFL SEASON

3RD YEAR WITH CHARGERS

29

CAREER HIGHLIGHTS

- *Played a career-high 11 games with eight starts in 2016, totaling 29 tackles (19 solo) and a tackle for loss.*
- *Registered the first interception of his career in 2016 against New Orleans QB Drew Brees.*

2017: Appeared in two games and was inactive for another after spending most of the year on the practice squad before being signed to active roster on Dec. 16... **at Kansas City (Dec. 16):** Inactive (healthy scratch)… **at New York Jets (Dec. 24):** Appeared on 23 special teams plays and one on defense…**vs. Oakland (Dec. 31):** Saw action on 16 special teams snaps.

2016: Played in 11 games with eight starts, totaling 29 tackles (19 solo) and a tackle for loss…Posted the first INT of his career, four passes defensed, a fumble recovery and a tackle on special teams…Suffered a season-ending shoulder injury against Carolina and was inactive for two weeks before being placed on injured reserve on Dec. 31…**vs. New Orleans (Oct. 2):** Started his first game of the season and registered the first INT of his career…**vs. Denver (Oct. 13):** Posted two passes defensed and recovered a fumble late in the fourth quarter to preserve a 21-13 victory…**at Atlanta (Oct. 23):** Suffered a concussion and did not return…**at Denver (Oct. 30):** Inactive (concussion)…**vs. Miami (Nov. 13):** Returned to action after spending two weeks recovering from a concussion…**at Carolina (Dec. 11):** Suffered a shoulder in the first quarter and did not return…**vs. Oakland (Dec. 18):** Inactive (shoulder).

2015: Appeared in 10 games with two starts… Posted 11 tackles (10 solo) and two passes defensed… **vs. Detroit (Sept. 13):** Inactive (hamstring)…**at Minnesota (Sept. 27):** Re-injured his hamstring and did not return…**vs. Cleveland (Oct. 4):** Inactive (hamstring)…**vs. Miami (Dec. 20):** Registered a pass defensed by driving WR Kenny Stills out of bounds to force an incomplete pass on third down.

CAREER TRANSACTIONS

2015: *Selected by San Diego Chargers in the third round (83rd overall) of NFL Draft, May 1…Signed rookie contract, May 13.*
2017: *Waived by Los Angeles Chargers, Sept. 3… Signed by Chargers to practice squad, Sept. 4… Signed to active roster, Dec. 16.*

COLLEGE: Played four seasons (2011-14) at Texas State after redshirting in 2010…Finished with 211 tackles, 47 passes defensed, two sacks and 9.5 tackles for loss…Added 15 punt returns for 251 yards (16.7 avg.) and a TD, and five kickoff returns for 65 yards (13.0 avg.)…Became the first player in school history invited to the East-West Shrine Game…Recognized as All-Sun Belt Conference as a junior and a senior… As a senior in 2014, was named Sun Belt Conference Player of the Week following a game vs. Idaho… Named Texas State's Supercat Award for skill players in spring workouts in 2013…Honorable mention All-Western Athletic Conference as a sophomore in 2012…Posted a school-record 79-yard punt return TD in 2012 vs. New Mexico State.

PERSONAL: Given name Craig Stephen Mager… Last name is pronounced MAY-gur…Born in New Braunfels, Texas…At the age of 15, lost his mother, Cathy, and helped his grandmother raise his three younger sisters…Co-owns a gym, InnerGrind, in Stafford, Texas, becoming part of the ownership group in 2017…Enjoys golfing in his spare time and participated in the inaugural Chargers Invitational, which benefitted the Chargers Community Foundation and Children's Hospital Los Angeles…Earned a degree in exercise & sports science from Texas State…**High School:** Recognized in 2009 as District 27-3A MVP and was honorable mention All-State at Luling (Texas) High…Also competed in basketball and track & field.

CRAIG MAGER NFL STATISTICS

				— Tackles —						— Interceptions —					— Fumbles —		
Year	Team	GP	GS	Total	Solo	Asst	Sacks	Yds	TFL	No.	Yds	Lg	TD	PD	FF	FR	Yds
2015	San Diego	10	2	11	10	1	0.0	0	0	0	0	—	0	2	0	0	0
2016	San Diego	11	8	29	19	10	0.0	0	1	1	8	8	0	4	0	1	0
2017	Los Angeles Chargers	2	0	0	0	0	0.0	0	0	0	0	—	0	0	0	0	0
NFL Totals		**23**	**10**	**40**	**29**	**11**	**0.0**	**0**	**1**	**1**	**8**	**8**	**0**	**6**	**0**	**1**	**0**

BRANDON MEBANE

NOSE TACKLE | **CALIFORNIA**

6-1 | 311 LBS | LOS ANGELES, CALIF.

UFA (SEA) - 2016

EXPERIENCE: 12TH NFL SEASON

3RD YEAR WITH CHARGERS

CAREER HIGHLIGHTS

- *Named the team's Ed Block Courage Award winner in 2017 one year removed from a season-ending biceps injury.*
- *In 2016, was recognized as the team's Most Inspirational Player in his first season with the Chargers.*
- *Started 151-of-157 career games played, recording 441 tackles (272 solo), 16.5 sacks and 54 tackles for loss with an INT, nine passes defensed, two forced fumbles and three recoveries.*
- *In 11 career playoff games (nine starts), registered 37 tackles (25 solo) and three tackles for loss.*
- *Registered a career-high 57 tackles (22 solo) and two tackles for loss in 16 starts last season, bringing his career total to over 400 tackles.*
- *Won his second-straight NFC Title with the Seahawks in 2014, but had his season end early with a hamstring injury to finish with 20 tackles (11 solo), a sack and five tackles for loss.*
- *Posted 45 tackles (21 solo), six tackles for loss, a pass defensed and a fumble recovery in 16 starts in 2013, earning All-Pro designation from Sports Illustrated before helping the Seahawks win Super Bowl XLVIII.*

AWARDS AND HONORS

2017: *Ed Block Courage Award*
2016: *Chargers Most Inspirational Player*
2014: *NFC Champion*
2013: *Super Bowl XLVIII Champion*

CAREER TRANSACTIONS

2007: *Selected by Seattle Seahawks in the third round (85th overall) of NFL Draft, April 28…Signed rookie contract, July 25.*
2011: *Re-signed by Seahawks as unrestricted free agent, July 29.*
2014: *Placed on Reserve/Injured (hamstring), Nov. 11.*
2016: *Signed by San Diego Chargers as unrestricted free agent, March 9…Placed on Reserve/Injured (biceps), Nov. 22.*

2017: Started all 16 contests, totaling a career-high 57 tackles (22 solo) and two tackles for loss…It marked the fifth season of his career with 16 starts…Surpassed 400 tackles and 150 games played for his career…**Awards:** Ed Block Courage Award...**at Denver (Sept. 11):** Started at NT, appearing on 46 defensive plays and five on special teams...Registered six tackles (four solo)...**vs. Miami (Sept. 17):** Assisted on a tackle and played 35 snaps on defense after opening the game at NT...**vs. Kansas City (Sept. 24):** Started at NT, totaling five tackles (three solo) on 35 defensive snaps...**vs. Philadelphia (Oct. 1):** Posted six tackles (three solo) to reach 400 career tackles...Started at NT, seeing action on 48 defensive plays...It marked his 145th career game played…**at New York Giants (Oct. 8):** Participated on 35 defensive snaps after starting at NT…Totaled five tackles (three solo) and a tackle for loss…**at Oakland (Oct. 15):** Started at NT, seeing action on 33 defensive plays and one on special teams…Registered five tackles (four solo)…Early in the third quarter, penetrated the Oakland offensive line on second-and-two to force RB DeAndré Washington to turn into a tackle by ILB Hayes Pullard…**vs. Denver (Oct. 22):** Played 27 snaps on defense after starting at NT, registering two assisted tackles…**at New England (Oct. 29):** Started at NT, playing on 47 defensive snaps…Assisted on a tackle…**at Jacksonville (Nov. 12):** Appeared in game No. 150 for his career, starting at NT and playing 41 defensive snaps…Finished with four assisted tackles…**vs. Buffalo (Nov. 19):** Opened the game at NT for his 145th career start…Assisted on a tackle, seeing action on 25 defensive plays…**at Dallas (Nov. 23):** Appeared on 25 defensive plays after starting at NT…Assisted on three tackles…Early in the second quarter, forced QB Dak Prescott to step up in the pocket and scramble before DE Tenny Palepoi brought him down for a sack…**vs. Cleveland (Dec. 3):** Started at NT and played 34 defensive snaps, posting two tackles (one solo)…**vs. Washington (Dec. 10):** Totaled three tackles (one solo)…Burst through the line into the Washington backfield and chased down RB Samaje Perine to combine with S Adrian Phillips for a tackle…Started at NT and played 25 snaps on defense…**at Kansas City (Dec. 16):** Tied a season high with six tackles (one solo)…Appeared in the 155th game of his career, starting at NT and playing 33 snaps on defense…Added five plays on special teams…**at**

New York Jets (Dec. 24): Registered career start No. 150, opening the game at NT…Played 24 snaps on defense, posting five tackles (two solo) and a tackle for loss…**vs. Oakland (Dec. 31):** Assisted on a tackle, seeing action on 27 defensive plays.

2016: Started all 10 games he appeared in, totaling 35 tackles (19 solo), a 10-yard sack and four tackles for loss…Picked off the first pass of his career, returning the INT five yards…Suffered a season-ending biceps injury and was placed on injured reserve on Nov. 22…**Awards:** Chargers Most Inspirational Player…**at Kansas City (Sept. 11):** Posted a 10-yard sack on third-and-four to force a Chiefs punt in the third quarter…**vs. New Orleans (Oct. 2):** Registered a tackle for a six-yard loss in the first quarter…**at Oakland (Oct. 9):** Posted the first INT of his career on the game's opening series, returning the pick five yards…**vs. Miami (Nov. 13):** Did not return after suffering a season-ending biceps injury.

2015: Started all 15 games he appeared in, totaling 24 tackles (14 solo), 1.5 sacks and two tackles for loss…Appeared in both postseason games with a start, finishing the playoffs with five tackles (three solo)…**at Green Bay (Sept. 20):** Posted a season-high five tackles…**vs. Cleveland (Dec. 20):** Made a sack for eight yards.

2014: Started nine games before suffering a season-ending hamstring injury, ending a streak of 110 games played…Finished the year with 20 tackles (11 solo), a nine-yard sack and five tackles for loss…Placed on injured reserve on Nov. 11…**Awards:** NFC Champion…**at Carolina (Oct. 26):** Posted a nine-yard sack.

2013: Started all 16 games for the third-straight season…Posted 45 tackles (21 solo) and six tackles for loss…Added a pass defensed and a fumble recovery…Played in all three postseason games with two starts, registering eight tackles (five solo) and a tackle for loss…**Awards:** Super Bowl XLVIII Champion…*Sports Illustrated* All-Pro…**vs. Arizona (Dec. 22):** Posted a season-high six tackles…**vs. St. Louis (Dec. 29):** Matched his season high of six tackles from the previous week…**vs. Denver (Super Bowl XLVIII, Feb. 2):** Posted three solo tackles in the 43-8 victory.

2012: Started all 16 games, tying a then-career-high 56 tackles (31 solo) while posting three sacks, four tackles for loss, three passes defensed and a fumble recovery…Started both playoff games, tying a postseason career-high with nine tackles (five solo)…**at Arizona (Sept. 9):** Broke up a season-high two passes…**vs. Green Bay (Sept. 24):** Posted a career-high two sacks, dropping QB Aaron Rodgers for a total of 10 yards…**at Detroit (Oct. 28):** Registered a 12-yard sack.

2011: For the second time in his career, started all 16 games…Posted 56 tackles (40 solo), seven tackles for loss and a pass defensed…**at St. Louis (Nov. 20):** Posted two tackles for loss…**vs. San Francisco (Dec. 24):** Registered a season-high seven tackles.

2010: Started all 12 games he played in, totaling 31 tackles (19 solo), a seven-yard sack, seven tackles for loss and two passes defensed…Started both playoff games, setting postseason career highs with nine tackles (eight solo) and two tackles for loss…**at Denver (Sept. 19):** Made two tackles for loss…**vs. San Diego (Sept. 26):** Posted a seven-yard sack of QB Philip Rivers…**at Chicago (NFC Divisional, Jan. 16):** Posted six tackles and two tackles for loss.

2009: Started the 15 games he appeared in, totaling 49 tackles…Set a career high with 41 solo stops…Added 1.5 sacks and eight tackles for loss…**vs. St. Louis (Sept. 13):** Posted a sack and a tackle for loss in the season opener…**vs. Detroit (Nov. 8):** Registered two tackles for loss…**vs. San Francisco (Dec. 6):** Shared a sack and made two tackles for loss…**at Green Bay (Dec. 27):** Registered a season-high six tackles.

2008: Started all 16 games for the first time in his career…Posted 39 tackles (31 solo), a career-high 5.5 sacks and a pass defensed…Added career highs with nine tackles for loss and two forced fumbles…**vs. San Francisco (Sept. 14):** Posted two tackles and a sack…**vs. Green Bay (Oct. 12):** Registered a tackle for loss among a season-high five tackles…**vs. New York Jets (Dec. 21):** Posted a half-sack.

2007: Appeared in all 16 games with 10 starts…Finished his rookie campaign with 29 tackles (23 solo), two sacks and a fumble recovery…Started both postseason contests, totaling six stops (four solo)…**vs. Cincinnati (Sept. 23):** Posted the first sack of his career…**vs. Arizona (Dec. 9):** Made his second NFL sack.

COLLEGE: Played four seasons (2003-06) at California, finishing his career with 31 starts in 41 games played…Posted 109 tackles, 14.5 sacks and 16.5 tackles for loss…Recognized as a third-team All-American and first-team All-Pacific-10 as a senior…Named the team's Most Valuable Player and first-team All-Pac-10 as a junior.

PERSONAL: Given name Brandon Jerome Mebane…Born in Los Angeles, Calif. …He and his wife, Amena, have a daughter, Mahailey, and son, Makai…Walter Sr., his grandfather, played DT at Hampton University in Hampton, Va., and his elder brother, Walter III, played MLB at Temple…His father, Walter Jr., played collegiate basketball at Norfolk State while his mother, Joyce, played softball and excels at bowling…Walter Jr., served in the Air Force and Joyce spent 40-plus years as an aerospace engineer for Northrup Grumman…He also has uncles that served in the armed forces…Studied social welfare at California…**High School:** Earned All-America and All-State honors as a senior at Crenshaw High in Los Angeles, Calif. …Awarded the Los Angeles City Central Player of the Year as a junior and senior…Three-time recipient of All-City, All-Central City and All-League accolades…Named first-team Best of West by the *Long Beach Press-Telegram* and All-Region by *Sports Illustrated*…Lettered a year in track & field in the shot put.

BRANDON MEBANE NFL STATISTICS

				— Tackles —						— Interceptions —					— Fumbles —		
Year	Team	GP	GS	Total	Solo	Asst	Sacks	Yds	TFL	No.	Yds	Lg	TD	PD	FF	FR	Yds
2007	Seattle	16	10	29	23	6	2.0	11	0	0	0	—	0	0	0	1	0
2008	Seattle	16	16	39	31	8	5.5	24	9	0	0	—	0	1	2	0	0
2009	Seattle	15	15	49	41	8	1.5	9.5	8	0	0	—	0	0	0	0	0
2010	Seattle	12	12	31	19	12	1.0	7	7	0	0	—	0	2	0	0	0
2011	Seattle	16	16	56	40	16	0.0	0	7	0	0	—	0	1	0	0	0
2012	Seattle	16	16	56	31	25	3.0	22	4	0	0	—	0	3	0	1	0
2013	Seattle	16	16	45	21	24	0.0	0	6	0	0	—	0	1	0	1	0
2014	Seattle	9	9	20	11	9	1.0	9	5	0	0	—	0	0	0	0	0
2015	Seattle	15	15	24	14	10	1.5	12.5	2	0	0	—	0	0	0	0	0
2016	San Diego	10	10	35	19	16	1.0	10	4	1	5	5	0	1	0	0	0
2017	Los Angeles Chargers	16	16	57	22	35	0.0	0	2	0	0	—	0	0	0	0	0
NFL Totals		**157**	**151**	**441**	**272**	**169**	**16.5**	**105**	**54**	**1**	**5**	**5**	**0**	**9**	**2**	**3**	**0**

POSTSEASON				— Tackles —						— Interceptions —					— Fumbles —		
Year	Team	GP	GS	Total	Solo	Asst	Sacks	Yds	TFL	No.	Yds	Lg	TD	PD	FF	FR	Yds
2007	Seattle	2	2	6	4	2	0.0	0	0	0	0	—	0	0	0	0	0
2010	Seattle	2	2	9	8	1	0.0	0	2	0	0	—	0	0	0	0	0
2012	Seattle	2	2	9	5	4	0.0	0	0	0	0	—	0	0	0	0	0
2013	Seattle	3	2	8	5	3	0.0	0	1	0	0	—	0	0	0	0	0
2015	Seattle	2	1	5	3	2	0.0	0	0	0	0	—	0	0	0	0	0
Postseason Totals		**11**	**9**	**37**	**25**	**12**	**0.0**	**0**	**3**	**0**	**0**	**—**	**0**	**0**	**0**	**0**	**0**

RUSSELL OKUNG

TACKLE | **OKLAHOMA STATE**

6-5 | 310 LBS | FORT BEND, TEXAS

UFA (DEN) - 2017

EXPERIENCE: 9TH NFL SEASON

2ND YEAR WITH CHARGERS



CAREER HIGHLIGHTS

- *Two-time Pro Bowl selection (2012, '17 seasons), one coming while with Seattle and the other last year while a member of the Chargers.*
- *Appeared in back-to-back Super Bowls with Seattle, winning Super Bowl XLVIII over Denver.*
- *Part of a Seattle offensive line that blocked for the NFL's No. 2 rushing attack over his first five seasons with the team (2010-14), averaging 135.2 yards-per-game.*
- *In 2012, blocked for RB Marshawn Lynch to post a career-high 1,590 rushing yards and 11 touchdowns on 315 carries (5.0 avg.)*

CAREER TRANSACTIONS

2010: *Selected by Seattle Seahawks in the first round (sixth overall) of NFL Draft, April 22…Signed rookie contract, Aug. 6.*
2011: *Placed on Reserve/Injured (pectoral), Dec. 6.*
2013: *Placed on Reserve/Injured; Designated for Return (toe), Sept. 20…Activated from Reserve/Injured; Designated for Return, Nov. 16.*
2016: *Signed by Denver Broncos as unrestricted free agent, March 17.*
2017: *Signed by Los Angeles Chargers as unrestricted free agent, March 9.*

2017: Selected to his second Pro Bowl, replacing Oakland T Donald Penn after initially being named as an alternate…Started 15 games at LT, bringing his career games played and started to 103, and was inactive for another with a groin injury…Bookends a line that kept QB Philip Rivers upright to throw for 4,515 yards and 28 TDs with 10 INTs on 360-of-575 passing (96.0 passer rating)…Part of a unit that allowed Rivers time to post seven games with a passer rating above 105 and nine games above 100, including one game with a passer rating of 149.1 (third highest of career)…Blocked for Rivers to reach 342 career passing TDs, tying Hall of Fame QB Fran Tarkenton for sixth in NFL history…Allowed time for Rivers to reach 50,000 career regular-season passing yards, finishing the season ranked ninth on the all-time passing yards list with 50,348…Provided protection for Rivers to finish the year with 4,171 completions, good for seventh on the all-time completions list…Blocked for RB Melvin Gordon to rush for 1,105 yards and eight TDs on 284 attempts (3.9 avg.) for his first 1,000-yard rushing season…Member of an offensive line that allowed the fewest sacks in the NFL (18)…Appeared on 927-of-1,064 offensive snaps...Contributed on 58 special teams plays…**Awards:** Pro Bowl Selection (Second)…**at Denver (Sept. 11):** Opened the game at LT, playing all 59 offensive snaps…It marked the seventh-consecutive season that he started the season opener at LT…Part of a line that allowed one sack against a Denver defense that posted a league-high 94 sacks over the previous two seasons (2015-16)…Allowed time for Philip Rivers to throw for three TDs, the 49th game of his career with three-plus TD passes...**vs. Miami (Sept. 17):** Started the 90th game of his career at LT, seeing action on 58 plays on offense…Protected Philip Rivers as he threw for 331 yards and a TD on 31-of-39 passing (110.6 passer rating)…Rivers' 79.5 completion percentage was his highest since posting a percentage of 82.9 vs. Detroit to open the 2015 season (Sept. 13, 2015)…Had a key block on LB Kiko Alonso that allowed RB Branden Oliver to break free for a 26-yard rush in the second quarter…**vs. Kansas City (Sept. 24):** Appeared on 73 offensive snaps after opening the game at LT…Blocked DE Alvin Baily to spring Melvin Gordon free on a 14-yard run in the first quarter…**vs. Philadelphia (Oct. 1):** Started at LT and played on 57 offensive snaps…Protected Philip Rivers to complete 22-of-38 pass attempts for 347 yards and two TDs (105.9 passer rating), his second 300-yard performance of the season and 53rd of his career...**at New York Giants (Oct. 8):** Started at LT, appearing on all 78 offensive snaps…Helped block for Melvin Gordon to post 105 rushing yards on 20 attempts (5.3 avg.), and register 58 receiving yards and two TDs on a game-high six catches (9.7 avg.)…Part of a unit that did not allow a sack on the day, allowing Philip Rivers time to throw for 258 yards and three TDs, marking his second three-TD performance of the season and 50th of his career…Protected Rivers to surpass 47,000 career yards and move ahead of Fran Tarkenton to rank 10th in career passing yards in league annals…**at Oakland (Oct. 15):** Started at LT, playing all 65 snaps on offense…Opened holes for Melvin Gordon to post his second-consecutive game with 150-plus yards from scrimmage…Part of a unit that allowed one sack, keeping Philip Rivers upright to complete 25-of-36 passes for 268 yards and a TD (100.2 passer rating)…It marked Rivers' third game of the season with a passer

rating above 100…**vs. Denver (Oct. 22):** Appeared on all 58 offensive snaps after opening the game at LT, marking the 95th start of his career…Provided time for Philip Rivers to post 183 yards and two TDs on 15-of-26 passing (105.1 passer rating) for the QB's 100th career victory…It marked the third game of the season with a passer rating greater than 105 and his fourth higher than 100…**at New England (Oct. 29):** Started at LT, seeing action on all 58 plays on offense…Helped pave the way for Melvin Gordon to rush for a season-high 132 yards and an 87-yard TD on 14 carries (9.4 avg.)…**at Jacksonville (Nov. 12):** Started at LT and saw action on 62 plays on offense…Provided time for Philip Rivers to throw for 235 yards and two TDs with an INT on 21-of-37 passing (56.8 pct.) to move past Hall of Fame QB Warren Moon (3,988) for eighth on the all-time completions list…**vs. Buffalo (Nov. 19):** Started at LT, appearing on 55 offensive snaps…Provided protection for Philip Rivers and QB Kellen Clemens to throw for a combined 284 passing yards and two TDs for a 108.4 passer rating, including Rivers completing 20-of-32 passes (62.5 pct.) for 251 yards and two TDs (107.7 passer rating) through three quarters…It marked the fifth game of the season for Rivers with a passer rating above 100 and the fourth above 105…Blocked for Melvin Gordon and RB Austin Ekeler to combine for 120 rushing yards and two TDs on 26 carries (4.6 avg.)…Helped spring Gordon free to the second level of the defense on a 20-yard run in the second quarter by providing a pancake block of LB Matt Milano…**at Dallas (Nov. 23):** Started at LT and played all 68 snaps on offense…Part of a line that allowed Philip Rivers to throw for 434 yards and three TDs on 27-of-33 passing (81.8 pct.) for a 149.1 passer rating…It marked the ninth 400-yard game, 54th 300-yard game and 51st three-TD game of Rivers' career…The 149.1 passer rating ranked third in his career…On the first TD pass, provided Rivers time to move through his progressions to find TE Hunter Henry in the middle of the end zone matched up with S Byron Jones for a three-yard score…**vs. Cleveland (Dec. 3):** Played all 70 snaps on offense after opening the contest at LT…It marked the 100th game played and the 100th start of his career…Blocked for Philip Rivers to complete 31 passes on 43 attempts (72.1 pct.) for 344 yards and a TD (103.2 passer rating), marking the 55th 300-yard game of Rivers' career…Protected Rivers to reach 3,000 yards on the year for the 12th-consecutive season, which also brought his career total past 49,000…The victory gave Rivers 103 for his career, good for sole possession of 13th in league history, breaking a tie with Warren Moon…**vs. Washington (Dec. 10):** Started at LT and played all 72 snaps on offense…Provided protection for Philip Rivers to post the 104th victory of his career and pass Warren Moon (49,324) for ninth in all-time passing yards…Blocked for Rivers to post 319 passing yards and two TDs on 18-of-31 passing (58.1 pct.) for a 114.9 passer rating, marking his 56th career game of 300-plus passing yards…Provided key blocks on Austin Ekeler's 33-yard run to close the first half and Melvin Gordon's one-yard TD run in the third quarter…**at Kansas City (Dec. 16):** Played all 64 snaps on offense after opening the game at LT…Blocked for Melvin Gordon to post 78 rushing yards and a TD on 19 attempts (4.1 avg.) and six catches for 91 yards (15.2 avg.)…Gordon's 169 yards from scrimmage were a season high and ranked second in his career…**at New York Jets (Dec. 24):** Inactive (groin)…**vs. Oakland (Dec. 31):** Started at LT, appearing on all 70 offensive snaps…Protected Philip Rivers to throw for 387 yards and three TDs on 28-of-37 passing (75.7 pct.) for a 135.8 passer rating…It marked Rivers' 57th 300-yard game and his 52nd three-TD game…Rivers' three TD passes brought his career total to 342, tying Fran Tarkenton for sixth in NFL history…Provided time for Rivers to eclipse 50,000 career regular-season passing yards, making him the ninth player in league annals to do so…Blocked for Melvin Gordon to register 93 rushing yards on 17 attempts (5.5 avg.) and six catches for 31 receiving yards (5.2 avg.)…The rushing yardage pushed Gordon into seventh in career rushing yards in Chargers history…Provided a downfield block for Gordon to post a 17-yard gain early in the third quarter.

2016: Started all 16 games at LT for the first time in his career…Protected QB Trevor Siemian to throw for 3,401 yards in his first full season as a starter…Part of an offensive line to block for seven 100-yard rushing performances…**vs. Carolina (Sept. 8):** Made his Broncos debut, starting at LT…Blocked for an offense that produced 148 rushing yards, including 92 by RB C.J. Anderson…**vs. Houston (Oct. 24):** Paved the way for C.J. Anderson to post 107 rushing yards and a TD on 16 attempts (6.7 avg.)…Helped the offense total a season-high 190 rushing yards.

2015: Started at LT in all 13 games he appeared in…Missed three games due to injury…Protected QB Russell Wilson to top 4,000 yards for the first time in his career, finishing the year with 34 TD passes and 4,024 yards for a 110.1 passer rating…Part of a line that blocked for an offense that topped 100 rushing yards in every game he played in, including a stretch of five games where the offense topped 400 yards of offense…Helped the Seahawks rank third in the NFL in rushing offense (141.8 yards-per-game)…Started both playoff games, helping Seattle record 629 yards over the two contests…**at Cincinnati (Oct. 11):** Blocked for an offense that registered 200 rushing yards on the day…Helped RB Thomas Rawls record a TD and 169 rushing yards on 23 carries (7.3 avg.)…**at Dallas (Nov. 1):** Inactive (toe)…**vs. San Francisco (Nov. 22):** Started at LT, helping the Seahawks total 508 yards…Paved the way for Thomas Rawls to rush for 209 yards and a TD on 30 attempts (7.0 avg.)…The team's 255 rushing yards were a season high…**vs. St. Louis (Dec. 27):** Inactive (ankle, toe)…**at Minnesota (NFC Wild Card, Jan. 10):** Started at LT, helping the Seattle offense record 97 rushing yards and protecting Russell Wilson to throw a TD pass in the third-coldest game in NFL history…**at Carolina (NFC Championship, Jan. 17):** Kept Russell Wilson upright to throw for 366 yards and three TDs.

2014: Opened 14 games at LT, missing two due to injury…Paved the path for RB Marshawn Lynch to total 1,306 rushing yards and 13 TDs on 280 attempts (4.7 avg.)…Helped the Seahawks lead the NFL with a rushing yards-per-game average of 172.6 during a franchise-record-setting 2,762-yard campaign…Blocked for an offense that posted 13 games of 100-plus rushing yards, including five of at least 200 yards and one with 350…Part of an offense that posted five games totaling at least 400 yards, including two that went for over 500 offensive yards…Started at LT in all three postseason contests, including his second-straight Super Bowl appearance…**Awards:** NFC Champion…**at Washington (Oct. 6):** Blocked for a QB Russell Wilson to post 201 passing yards, two TD passes and a 127.3 passer rating along with 122 rushing yards and a rushing TD…**vs. Oakland (Nov. 2):** Inactive (calf)…**vs. New York Giants (Nov. 9):** Part of a line that paved the way for the offense to post a franchise-record 350 rushing yards, with three players posting 70-plus rushing yards: Marshawn Lynch (140 yards), Russell Wilson (107 yards) and RB Christine Michael (71 yards)…Blocked for Lynch to score on the ground four times…**at Arizona (Dec. 21):** Inactive (chest)…**vs. Carolina (NFC Divisional, Jan. 10):** Started at LT and kept Russell Wilson upright to complete 68.2 percent of his passes and throw three TDs for a 149.2 passer rating…**vs. Green Bay (NFC Championship, Jan. 18):** Opened at LT in his second-straight NFC Championship…Paved the way for Marshawn Lynch to run for 157 yards and a TD on 25 attempts (6.3 avg.)…**vs. New England (Super Bowl XLIX, Feb. 1):** Started at LT, helping protect Russell Wilson to post a 110.6 passer rating…Also blocked for Marshawn Lynch to rush 24 times for 102 yards (4.3 avg.) and a TD.

2013: Started eight games, missing the other eight on injured reserve with designation to return with a toe injury…Blocked for the offense in his eight starts to post five games with 100-plus rushing yards…Paved the way for RB Marshawn Lynch to record 301 carries for 1,257 rushing yards (4.2 avg.) and 12 TDs…Started all three postseason contests, including a 43-8 victory over Denver in Super Bowl XLVIII at MetLife Stadium in New York…Part of an offense that recorded three 100-yard rushing games in the playoffs…**Awards:** Super Bowl XLVIII Champion…**vs. San Francisco (Sept. 15):** Started at LT, blocking for an offense that recorded 172 rushing yards, including 98 of them by Marshawn Lynch…Suffered a toe injury in-game…**vs. Minnesota (Nov. 17):** Returned from injury to start at LT…**vs. New Orleans (Dec. 2):** Opened the game at LT, blocking for the offense to post 429 total yards…**vs. New Orleans (NFC Divisional, Jan. 11):** Paved the way for Marshawn Lynch to post 140 rushing yards and two TDs on 28 carries (5.0 avg.)...Opened at LT…**vs. San Francisco (Jan. 19):** Started at LT in his first conference championship appearance…Blocked for Marshawn Lynch to post his second-straight 100-yard rushing game of the playoffs, finishing with 109 yards on 22 attempts (5.0 avg.), including a 40-yard TD run…**vs. Denver (Super Bowl XLVIII, Feb. 2):** Started the first Super Bowl of his career at LT, blocking for an offense that put up 27 points en route to a 43-8 victory…Part of an offensive line that did not allow a sack, providing time for QB Russell Wilson to fire two TD passes and finish with a 123.1 passer rating.

2012: Selected to his first Pro Bowl, seeing action as a starter at LT…Started all 15 contests he appeared in, missing one with a knee injury…Surrendered just two sacks, for the lowest sacks allowed-per-game rate of his career (0.133)…Part of a line that blocked for the No. 3 rushing attack in the NFL (161.2 rushing yards-per-game)…Helped the offense post three-straight games of 450-plus total yards and 12 100-yard rushing contests…Provided time for rookie QB Russell Wilson to post 3,118 passing yards, 26 TD passes and a 100.0 passer rating…Started both playoff games at LT…Blocked for a rushing attack that totaled 347 yards over the two postseason contests…**Awards:** Pro Bowl Selection (First)…**at Arizona (Sept. 9):** Made his season debut, starting at LT…Blocked for rookie Russell Wilson to record 153 passing yards, 20 rushing yards and a TD pass in his NFL debut…**vs. Dallas (Sept. 16):** Inactive (knee)…**vs. Green Bay (Sept. 24):** Returned from injury to protect Russell Wilson to throw two TD passes, including one as time expired to WR Golden Tate in a 14-12 victory…**at Chicago (Dec. 2):** Blocked for an offense to record its first 400-yard game of the season…Started at LT, protecting Russell Wilson to tie a season high with 293 passing yards…**vs. Arizona (Dec. 9):** Started at LT and blocked for an offense to post a season-high 284 rushing yards in a 58-0 victory…Paved the way for RB Marshawn Lynch to post 128 rushing yards and three TDs on 11 attempts (11.6 avg.)…Blocked for a second 100-yard rusher in RB Robert Turbin, posting 108 yards on 20 carries (5.4 avg.)…**at Washington (NFC Wild Card, Jan. 6):** Started at LT, paving the path for Marshawn Lynch to register 132 rushing yards and a TD on 20 attempts (6.6 avg.)…Blocked for an offense to post 224 rushing yards…**at Atlanta (NFC Divisional, Jan. 13):** Part of an offense to post 491 total yards, including protecting Russell Wilson to pass for 385 yards, the first 300-yard game of his career.

2011: Started 12 games at LT, missing the last four with a pectoral injury…Paved the way for an offense to post 10 games with 100-plus rushing yards, including a stretch of six-straight games…Blocked for RB Marshawn Lynch to record 1,204 rushing yards and 12 TDs on 285 attempts (4.2 avg.)…Suffered a season-ending pectoral injury in Week 13 and was placed on injured reserve on Dec. 6…**at New York Giants (Oct. 9):** Blocked for an offense to post 424 total yards, including 145 on the ground after opening the game at LT…**at Dallas (Nov. 6):** Paved the way for the team to record 162 rushing yards, kicking off a six-game stretch with 100-plus rushing yards…The game marked Marshawn Lynch's first 100-yard performance of the year, finishing with 135 yards…**at Arizona (Jan. 1):** Blocked for the offense to record a season-high 178 rushing yards.

2010: Started 10 games at LT, missing the other six with an ankle injury…Blocked for an offense that totaled six games with 100-plus rushing yards…Started both postseason contests, including an NFC Wild Card victory over the defending World Champion New Orleans Saints…**vs. San Francisco (Sept. 12):** Inactive (ankle)…**at St. Louis (Oct. 3):** Made his NFL debut, starting at LT…**at Oakland (Oct. 31):** Inactive (ankle)…**at Arizona (Nov. 14):** Started at LT, blocking for an offense that produced a season-high 490 yards, including 380 through the air…Protected QB Matt Hasselbeck to post a 106.6 passer rating and 333 yards…**at New Orleans (Nov. 21):** Blocked for an offense that posted 400-plus total yards in as many weeks…Protected Matt Hasselbeck to complete 72.7 percent of his passes and was part of a line that did not allow a sack…**vs. New Orleans (NFC Wild Card, Jan. 8):** Started at LT in his postseason debut…Part of an offensive line that allowed one sack to the defending Super Bowl Champions…Provided time for Matt Hasselbeck to fire four TD passes and register a 113.0 passer rating…Paved the way for RB Marshawn Lynch to post 131 yards and a TD on 19 carries (6.9 avg.)…**at Chicago (NFC Divisional, Jan. 16):** Started at LT, providing time for Matt Hasselbeck to throw for three TDs and a 94.3 passer rating…Part of a line that allowed just two sacks to a Bears defense that included Hall of Fame LB Brian Urlacher, LB Lance Briggs and LB Julius Peppers.

COLLEGE: Played four seasons (2006-09) at Oklahoma State, appearing in 52 career games with 47 starts…Started the final 39 contests of his Cowboys career at LT after opening his first eight starts at RT…Helped the Cowboys lead the Big 12 in rushing during each of his four seasons…Earned first-team All-America and first-team All-Big 12 as a junior and senior…Named Big 12 Offensive Lineman of the Year in 2009, becoming Oklahoma State's most decorated offensive lineman since Jon Kolb (1966-68), who went on to play C for the Pittsburgh Steelers.

PERSONAL: Given name Russell Bassey Okung…Last name is pronounced oh-KOONG…Nickname is 'Russ'…Born in Richmond, Texas…Married to Samar…Invested in tech…Ran with the bulls in Pamplona, Spain…Earned a bachelor's degree in business from Oklahoma State…Currently working on a master's in business administration…**High School:** Earned first-team All-Greater Houston and first-team All-District honors at George Bush High in Fort Bend, Texas…Rated by Rivals.com as a three-star prospect…Named to the *Dallas Morning News* Top 100 squad as a senior.

RUSSELL OKUNG NFL GAMES

Year	Team	GP	GS
2010	Seattle	10	10
2011	Seattle	12	12
2012	Seattle	15	15
2013	Seattle	8	8
2014	Seattle	14	14
2015	Seattle	13	13
2016	Denver	16	16
2017	Los Angeles Chargers	15	15
NFL Totals		**103**	**103**

POSTSEASON

Year	Team	GP	GS
2010	Seattle	2	2
2012	Seattle	2	2
2013	Seattle	3	3
2014	Seattle	3	3
2015	Seattle	2	2
Postseason Totals		**12**	**12**

JAMES ONWUALU

LINEBACKER NOTRE DAME

6-1 | 235 LBS | ST. PAUL, MINN.

FREE AGENT - 2017

EXPERIENCE: 2ND NFL SEASON

2ND YEAR WITH CHARGERS

CAREER HIGHLIGHTS

- *Made the 53-man roster as an undrafted free agent in 2017, seeing action on special teams and registering six tackles on kickoff coverage with three on punt coverage.*

CAREER TRANSACTIONS

2017: *Signed by Los Angeles Chargers as undrafted free agent, May 1…Waived by Chargers, Dec. 16…Signed by Chargers to practice squad, Dec. 18.*
2018: *Re-signed by Chargers, Jan. 2.*

2017: Played in nine games and was inactive for four others, ranking eighth on the team with 181 special teams snaps…Registered nine special teams tackles with six coming on kickoff coverage and three on punt coverage…**at Denver (Sept. 11):** Made his NFL debut, playing on 17 special teams snaps and registering a special teams tackle on kickoff coverage...**vs. Miami (Sept. 17):** Appeared on 17 special teams plays...Pinned Miami inside the 20-yard line with a special teams tackle on kickoff coverage...**vs. Kansas City (Sept. 24):** Posted two special teams tackles on kickoff coverage...Played 19 snaps on special teams...**vs. Philadelphia (Oct. 1):** Appeared on 17 special teams plays…**at New York Giants (Oct. 8):** Saw action on 25 snaps on special teams…**at Oakland (Oct. 15):** Played 16 snaps on special teams, registering a special teams tackle on punt coverage…**vs. Denver (Oct. 22):** Saw action on 21 special teams plays, registering a special teams tackle on punt coverage that forced Denver to begin the ensuing drive inside the 20…Had a key block on P Riley Dixon to spring WR Travis Benjamin free for a 65-yard punt return TD in the first quarter…**at New England (Oct. 29):** Posted a special teams tackle on kickoff coverage…Played 19 snaps on special teams…**at Jacksonville (Nov. 12):** Pinned the Jaguars inside their 20-yard line with a special teams tackle on punt coverage…Added another special teams tackle on kickoff coverage…Appeared on 30 special teams plays…**vs. Buffalo (Nov. 19):** Inactive (quadricep)…**vs. Cleveland (Dec. 3):** Inactive (healthy scratch).

COLLEGE: Played four seasons (2013-16) at Notre Dame, appearing in 48 career games…Began his career at WR before switching to LB and finishing his Irish career with 143 tackles, 19.5 tackles for loss and six sacks…As a senior, registered 75 tackles, a team-high 11.5 tackles for loss and three sacks.

PERSONAL: Given name James Francis Onwualu…Born in St. Paul, Minn. …Of Nigerian descent…Earned a degree in finance from Notre Dame…**High School:** Earned first-team All-State honors as a senior in 2012 from *The Associated Press* and the Minnesota Football Coaches Association at Cretin Derham Hall High in St. Paul, Minn. …Recognized as All-Pioneer Press by the *Saint Paul Pioneer-Press* as a RB/WR/DB in 2012.

JAMES ONWUALU NFL STATISTICS

				— Tackles —						— Interceptions —					— Fumbles —		
Year	Team	GP	GS	Total	Solo	Asst	Sacks	Yds	TFL	No.	Yds	Lg	TD	PD	FF	FR	Yds
2017	Los Angeles Chargers	9	0	0	0	0	0.0	0	0	0	0	—	0	0	0	0	0

DENZEL PERRYMAN

LINEBACKER **MIAMI**

5-11 | 240 LBS | CORAL GABLES, FLA.

DRAFT 2 - 2015

EXPERIENCE: 4TH NFL SEASON

4TH YEAR WITH CHARGERS

CAREER HIGHLIGHTS

- *Named AFC Defensive Player of the Week and was voted as the Castrol Edge Clutch Performer of the Week for his efforts in a Week 7 overtime win against the Falcons in 2016. He registered seven tackles (six solo), two tackles for loss and an interception that set up a late fourth quarter, game-tying field goal while adding a tackle for loss in overtime on fourth-and-one to give the ball to the offense on the Atlanta 43-yard line.*
- *Appeared in seven games with six starts last season, totaling 51 tackles (29 solo), two tackles for loss, two passes defensed and a fumble recovery after missing the first half of the season on injured reserve with a foot injury.*
- *Led the team in 2016 with 80 tackles (54 solo), two sacks, the first interception of his career and a forced fumble, setting a career high with 11 starts.*
- *Was just five tackles shy of being the first Chargers rookie with a 100-tackle season in 2015, finishing second on the team with 95 tackles (72 solo) while adding a pair of sacks, nine tackles for loss and a forced fumble.*

2017: Placed on injured reserve on Sept. 4 to open the season after suffering an ankle injury in the first preseason game vs. Seattle (Aug. 13)…Began practicing after being designated for return on Oct. 18…Activated on Nov. 7…Appeared in seven games with six starts and was inactive for another…Posted 51 tackles (29 solo), two tackles for loss, two passes defensed and a fumble recovery…**at Jacksonville (Nov. 12):** Returned from injury to start at ILB, playing 46 defensive snaps…Led the team with 11 tackles (eight solo), a tackle for loss and a pass defensed…Made his first stop of the season five minutes into the game, tackling RB Leonard Fournette for no gain on an off-tackle run…**vs. Buffalo (Nov. 19):** Started at OLB, finishing with five tackles (three solo) on 44 defensive plays…**at Dallas (Nov. 23):** Started at OLB and played 50 snaps on defense…Totaled six tackles (four solo)…**vs. Cleveland (Dec. 3):** Opened the game at OLB and played 57 snaps on defense…Recovered the first fumble of his career and registered 10 tackles (three solo), including a tackle for loss…Recovered the fumble forced by DE Joey Bosa on a strip-sack in the fourth quarter…**vs. Washington (Dec. 10):** Opened the game at ILB for the 25th start of his career, finishing with 10 tackles (four solo)…It marked back-to-back 10-tackle games…Appeared on 39 plays on defense…**at Kansas City (Dec. 16):** Started at OLB and played 23 defensive snaps…Assisted on two tackles before departing with a hamstring injury…**at New York Jets (Dec. 24):** Inactive (hamstring)…**vs. Oakland (Dec. 31):** Appeared on 15 defensive snaps, finishing with four solo tackles and a pass defensed.

2016: Named AFC Defensive Player of the Week for his efforts in a Week 7 overtime win against the Falcons: Seven tackles (six solo), two tackles for loss and an INT…Voted by fans as the Castrol Edge Clutch Performer of the Week as his INT set up a late fourth quarter, game-tying field goal and he posted a tackle for loss in overtime on fourth-and-one to give the ball to the offense on the Atlanta 43-yard line…Played in 12 games with 11 starts…Posted a team-high 80 tackles (54 solo), two sacks, the first INT of his career and a forced fumble…Added a tackle on special teams…**Awards:** AFC Defensive Player of the Week (Week 7)…Castrol Edge Clutch Performer of the Week…**at Indianapolis (Sept. 25):** Led the team with 10 tackles, including a three-yard sack in the second quarter on third-and-one to force a field goal attempt…**vs. New Orleans (Oct. 2):** Suffered a shoulder injury early in the second quarter and did not return…**at Oakland (Oct. 9):** Inactive (shoulder)…**vs. Denver (Oct. 13):** Posted a tackle for loss in the red zone to help force a Broncos field goal attempt…**at Atlanta (Oct. 23):** Named AFC Defensive Player of

AWARDS AND HONORS

2016: *AFC Defensive Player of the Week (Week 7 at Atlanta)*
Castrol Edge Clutch Performer of the Week (Week 7 at Atlanta)

CAREER TRANSACTIONS

2015: *Selected by San Diego Chargers in the second round (48th overall) of NFL Draft, May 1…Signed rookie contract, May 13.*
2017: *Placed on Reserve/Injured (ankle), Sept. 4…Transitioned to Reserve/Injured; Designated for Return, Oct. 18…Activated from Reserve/Injured; Designated for Return, Nov. 7.*

52

BEYOND THE BOLT

In June, hosted his Inaugural Kingpin Classic with Snoop Dogg in Orange, Calif. Proceeds from the event benefitted Ballers Philanthropy and the Snoop Youth Football League.

Valuing the integration of football with underprivileged youth, Perryman has held a free youth football camp in the Miami area twice since becoming a Charger. His hope is to instill the values of work ethic, determination, leadership and technique that helped Perryman achieve the ability to pursue higher education and professional football into Miami-area youth.

the Week for his efforts and was voted by fans as the Castrol Edge Clutch Performer of the Week…Posted seven tackles (six solo), two tackles for loss and an INT while playing through a shoulder injury…Set up a late fourth quarter, game-tying field goal with the first INT of his career…In overtime, posted a tackle for loss on fourth-and-one to give the offense the ball at the Atlanta 43-yard line…**at Denver (Oct. 30):** Suffered a hamstring injury in the first half and did not return…**vs. Tennessee (Nov. 6):** Inactive (hamstring)…**at Houston (Nov. 27):** Returned from a two-week absence with a hamstring injury to post 10 tackles…**vs. Tampa Bay (Dec. 4):** Led the defense with 12 tackles…**at Cleveland (Dec. 24):** Posted a five-yard sack and a tackle for loss…Did not return after suffering a knee injury early in the fourth quarter…**vs. Kansas City (Jan. 1):** Inactive (knee).

2015: Started nine of 14 games played as a rookie, finishing second on the team with 95 tackles (72 solo)…Added two sacks, nine tackles for loss, a forced fumble and six tackles on special teams…**vs. Detroit (Sept. 13):** Made his NFL debut…**at Cincinnati (Sept. 20):** Posted five tackles on special teams, the most in a game by a Charger since 2011…**at Green Bay (Oct. 18):** Registered his first NFL start and posted a team-high nine tackles…**vs. Oakland (Oct. 25):** Suffered an arm injury in the first quarter and did not return…**at Baltimore (Nov. 1):** Inactive (arm)…**vs. Kansas City (Nov. 22):** Returned to action after missing two weeks with an arm injury, posting a 14-yard sack early in the fourth quarter…**at Jacksonville (Nov. 29):** Registered 12 tackles, including a tackle for loss…**vs. Denver (Dec. 6):** Led the defense with 15 tackles…**at Kansas City (Dec. 13):** Posted a team-high nine tackles, including two tackles for loss…**at Oakland (Dec. 24):** Led the team with 15 tackles and posted a nine-yard sack in the first quarter…**vs. Denver (Jan. 3):** Paced the squad with 12 tackles.

COLLEGE: Played four seasons (2011-14) at Miami, finishing his career with 47 games played and 37 starts…Posted 351 tackles, 4.5 sacks, 27 tackles for loss, seven forced fumbles and two INTs…Led the Hurricanes in tackles as a senior (110) and junior (108)…Three-time All-Atlantic Coast Conference selection (first-team as a senior and junior by conference coaches, and first-team by *Sporting News* as a junior)…With 110 tackles (79 solo), 9.5 tackles for loss, two sacks, three forced fumbles, six passes defensed and an INT as a senior, earned third-team All-America honors from *The Associated Press* and was a Butkus Award finalist…Named an honorable mention All-American by *Sports Illustrated* as a junior, finishing the 2013 season with 108 tackles (69 solo) five tackles for loss, 1.5 sacks, a forced fumble and three passes defensed…Received the team's Hard Hitter Award and Defensive Most Valuable Player honors following his junior campaign…Posted 69 tackles (47 solo) as a true freshman to lead all ACC freshman…Added 6.5 tackles for loss, a sack and two forced fumbles in his first year.

PERSONAL: Given name Denzel Lamar Perryman…Nicknames are 'DP,' and 'Prez'…Born in Miami, Fla. …Has two daughters, Ella, 4, and Evee, 2…His father, Desmond Sr., played linebacker and fullback at his alma mater, Coral Gables High…Older brother, Quintero Frierson, played at Coral Gables before playing at Rutgers and seeing action at linebacker in two seasons (2005-06)…Other elder brother, Desmond Jr., played for South Miami (Fla.) High before moving on to play at North Carolina Methodist…Younger brother, Derrius, wrapped up his Coral Gables career this past season…Hosted free youth football camps in his hometown…Studied sociology…**High School:** Earned Area Defensive Player of the Year honors as a junior at Coral Gables (Fla.) High after registering 126 solo tackles…Finished his senior year with 137 tackles, seven tackles for loss, four sacks and an INT that he returned for a TD…Racked up 105 tackles, four sacks and two INTs as a sophomore…Lettered four years in football, playing linebacker and tight end while also seeing action at kicker and punter…Lettered one year in basketball.

DENZEL PERRYMAN NFL STATISTICS

				— Tackles —						— Interceptions —					— Fumbles —		
Year	Team	GP	GS	Total	Solo	Asst	Sacks	Yds	TFL	No.	Yds	Lg	TD	PD	FF	FR	Yds
2015	San Diego	14	9	95	72	23	2.0	23	9	0	0	—	0	0	1	0	0
2016	San Diego	12	11	80	54	26	2.0	8	0	1	1	1	0	1	1	0	0
2017	Los Angeles Chargers	7	6	51	29	22	0.0	0	2	0	0	—	0	2	0	1	0
NFL Totals		**33**	**26**	**226**	**155**	**71**	**4.0**	**31**	**11**	**1**	**1**	**0**	**0**	**3**	**2**	**1**	**0**

ADRIAN PHILLIPS

SAFETY **TEXAS**

5-11 | 210 LBS | GARLAND, TEXAS

FREE AGENT - 2014

EXPERIENCE: 4TH NFL SEASON

5TH YEAR WITH CHARGERS

31

CAREER HIGHLIGHTS

- *Played in 15 games with four starts last season, picking off two passes, and registering six passes defensed, a forced fumble and 60 tackles (50 solo).*
- *Was part of a secondary that allowed just one 100-yard receiver in 2017, one of only four defensive units to do so.*
- *Saw action in 14 games with six starts in 2016, finishing with 40 tackles (27 solo), three passes defensed and an interception of QB Drew Brees.*
- *Registered the first interception of his career in the season finale of 2015, finishing his second year with 19 tackles (14 solo), a tackle for loss and the pick in nine games with two starts.*
- *Appeared in three games in 2014 after making the 53-man roster as an undrafted free agent.*

CAREER TRANSACTIONS

2014: *Signed by San Diego Chargers as undrafted free agent, June 16…Waived by Chargers, Aug. 30…Signed by Chargers to practice squad, Aug. 31…Released by Chargers from practice squad, Sept. 23…Signed by Chargers to practice squad, Sept. 29…Released by Chargers from practice squad, Oct. 1…Signed by Chargers to practice squad, Oct. 7…Signed to active roster, Nov. 1…Waived by Chargers, Nov. 3…Signed by Chargers to practice squad, Nov. 5…Signed to active roster, Nov. 15…Waived by Chargers, Nov. 30…Signed by Chargers to practice squad, Dec. 2…Re-signed by Chargers as free agent, Dec. 29.*
2015: *Waived by Chargers, Sept. 5…Signed by Chargers to practice squad, Sept. 6…Signed to active roster, Sept. 19…Waived by Chargers, Oct. 12…Signed by Chargers to practice squad, Oct. 14…Signed to active roster, Oct. 20…Waived by Chargers, Dec. 9…Signed by Chargers to practice squad, Dec. 11…Signed to active roster, Dec. 16.*
2017: *Re-signed by Los Angeles Chargers as exclusive rights free agent, March 22.*
2018: *Re-signed by Chargers as restricted free agent, March 14.*

2017: Played in 15 contests, starting four, and was inactive for the season finale due to injury... Participated on 252 special teams plays, registering six special teams tackles...Picked off two passes, registered six passes defensed, forced a fumble and posted 60 tackles (50 solo) on defense…Member of a defensive backfield that allowed just one 100-yard receiver in 2017, joining Arizona, Jacksonville and Minnesota as the only teams to do so…Part of the only secondary to not allow more than 245 gross passing yards in a game during the first seven weeks of the season...**at Denver (Sept. 11):** Saw action on eight defensive snaps and a team-high 22 on special teams...Intercepted a pass from QB Trevor Siemian in the fourth quarter that bounced off CB Desmond King and WR Bennie Fowler III…Returned the pick four yards...Added a special teams tackle on punt coverage...**vs. Miami (Sept. 17):** Played on six snaps on defense, posting a solo tackle...Contributed on 22 plays on special teams...**vs. Kansas City (Sept. 24):** Posted a solo tackle, seeing time on eight defensive snaps and a team-high 24 snaps on special teams... **vs. Philadelphia (Oct. 1):** Appeared in the 30th game of his career...Registered a special teams tackle on punt coverage, his second of the season...Played 14 snaps on defense and a team-high 23 on special teams…**at New York Giants (Oct. 8):** Tied a then-career-high with eight tackles (seven solo) on 53 defensive snaps…Contributed on 19 plays on special teams, registering his third special teams tackle of the season on punt coverage…**at Oakland (Oct. 15):** Started as the third S, his first start of the season… Registered two solo tackles, playing seven defensive snaps and two on special teams before departing with a concussion…In the first quarter, forced RB Jalen Richard to change direction, resulting in a tackle for a three-yard loss by DT Tenny Palepoi…**vs. Denver (Oct. 22):** Matched a then-career-high with eight tackles (four solo)…Registered a pass defensed and forced the first fumble of his career…Chased down TE A.J. Derby and stripped the ball away to force a fumble that was recovered by OLB Jatavis Brown… **at New England (Oct. 29):** Posted a career-high 12 solo tackles, a tackle for loss and a pass defensed… Dropped RB Dion Lewis in the backfield for a three-yard loss after speeding past T Nate Solder…Started as the third S for the 10th start of his career, opening the game in the box…Played 59 defensive snaps and 22 on special teams…**at Jacksonville (Nov. 12):** Saw action in the 35th game of his career, playing 42 snaps on defense and 27 on special teams…Posted a special teams tackle on punt coverage…**vs. Buffalo**

BEYOND THE BOLT

Partnered with USA Football FUNdamentals to provide a free youth camp in Garland, Texas, this offseason. The camp instructed participants in football skills, sportsmanship and teamwork. The camp also focused on building self-esteem both on-and-off the field.

(Nov. 19): Started at FS, finishing with six solo tackles on 55 defensive plays while adding 14 on special teams…**at Dallas (Nov. 23):** Participated on 48 defensive plays and seven on special teams…Totaled seven tackles (five solo)…Early in the second quarter, forced QB Dak Prescott to step up in the pocket and scramble before Tenny Palepoi brought him down for a sack…**vs. Cleveland (Dec. 3):** Posted two tackles (one solo) and an INT…Sealed the victory with an INT of QB DeShone Kizer on a pass intended for TE Seth DeValve, undercutting the route after DE Melvin Ingram pressured Kizer…Saw action on 51 plays on defense and 10 on special teams…**vs. Washington (Dec. 10):** Started as the third S, playing 43 snaps on defense and 18 on special teams…Finished with five tackles (three solo)…In the fourth quarter, blew up a screen pass from QB Kirk Cousins to RB Samaje Perine, bringing Perine down for a four-yard loss…**at Kansas City (Dec. 16):** Appeared in the 40th game of his career…Posted eight solo tackles on 52 defensive plays…Saw action on 12 special teams snaps, registering a tackle on punt coverage that pinned Kansas City inside their 20-yard line…**at New York Jets (Dec. 24):** Registered two passes defensed on 27 plays on defense…Played 15 snaps on special teams and posted a tackle on punt coverage…**vs. Oakland (Dec. 31):** Inactive (ankle).

2016: Appeared in 14 games with a career-high six starts…Posted a then-career-high 40 tackles (27 solo), three passes defensed and an INT…Added three tackles on special teams…**vs. New Orleans (Oct. 2):** Made the second INT of his career in the fourth quarter off QB Drew Brees, returning the pick 22 yards…**at Denver (Oct. 30):** Posted a season-high five tackles and broke up a deep pass on the opening series to WR Demaryius Thomas.

2015: Posted 19 tackles (14 solo), a tackle for loss, the first INT of his career and three special teams tackles…Appeared in nine games played with two starts…**vs. Oakland (Oct. 25):** Made the first start of his career as the third S…**at Denver (Jan. 3):** Made his second start of the season, this time at FS…Registered the first INT of his career, returning it 39 yards to set up a field goal.

2014: Appeared in three games as a rookie, finishing with an assisted tackle and a pass defensed…**at Miami (Nov. 2):** Made his NFL debut, assisting on the first tackle of his career.

COLLEGE: Played four seasons (2010-13) at Texas, finishing his Longhorns career with 206 tackles, 10 tackles for loss, a sack, six INTs and 11 passes defensed…Appeared in 50 games with 28 starts over his career…Was a team captain and honorable mention All-Big 12 as a senior in 2013…Co-Winner of the 2013 Dr. Nasser Al-Rashid Strength and Conditioning Award.

PERSONAL: Given name Adrian Ramon Phillips…Born in Garland, Texas…Married his wife, Camille, in 2017…His brother, Byron, played RB at Harding University in Searcy, Ark., and the University of North Texas…Enjoys traveling to tropical destinations, playing golf, bike riding, playing basketball and spending time at the beach…Hosted a free youth camp in Garland, Texas, this past offseason…Enjoys music and knows how to play the piano and drums…Earned a degree in communications from Texas…**High School:** Earned District 10-5A Most Valuable Player and Offensive Player of the Year honors at Garland (Texas) High…Named an All-State, All-Area and two-time first-team All-District selection…Competed in the 400 meters and shot put to letter in track & field.

ADRIAN PHILLIPS NFL STATISTICS

				— Tackles —						— Interceptions —					— Fumbles —		
Year	Team	GP	GS	Total	Solo	Asst	Sacks	Yds	TFL	No.	Yds	Lg	TD	PD	FF	FR	Yds
2014	San Diego	3	0	1	0	1	0.0	0	0	0	0	—	0	1	0	0	0
2015	San Diego	9	2	19	14	5	0.0	0	1	1	39	39	0	1	0	0	0
2016	San Diego	14	6	40	27	13	0.0	0	0	1	22	22	0	3	0	0	0
2017	Los Angeles Chargers	15	4	60	50	10	0.0	0	1	2	13	9	0	6	1	0	0
NFL Totals		**41**	**12**	**120**	**91**	**29**	**0.0**	**0**	**2**	**4**	**74**	**39**	**0**	**11**	**1**	**0**	**0**

DARIUS PHILON

DEFENSIVE TACKLE ARKANSAS

6-1 | 300 LBS | MOBILE, ALA.

DRAFT 6 - 2015

EXPERIENCE: 4TH NFL SEAS

4TH YEAR WITH CHARGERS

CAREER HIGHLIGHTS

- *Appeared in all 16 games with four starts in the 2017 season, both career highs and the first time to play all 16 contests in a season.*
- *Posted a career-high 4.5 sacks for 26 yards on the season, marking his first multi-sack season.*
- *Set a career high with seven tackles last season in Week 17 vs. Oakland.*
- *Registered his first career sack at Cleveland in 2016.*

CAREER TRANSACTIONS

2015: *Selected by San Diego Chargers in the sixth round (192nd overall) of NFL Draft, May 2…Signed rookie contract, May 13…Placed on Reserve/Injured; Designated for Return (hip), Oct. 17…Activated from Reserve/Injured; Designated for Return, Dec. 12.*

2017: Played in all 16 games with four starts, posting 48 tackles (28 solo), 4.5 sacks and six tackles for loss…Part of a defensive unit that ranked tied for fifth in the NFL with 43 sacks...**at Denver (Sept. 11):** Registered an assisted tackle on 13 defensive plays... Appeared on 10 special teams snaps...**vs. Miami (Sept. 17):** Saw action as a reserve on 36 plays on defense and 11 on special teams...Posted three solo tackles and a tackle for loss...**vs. Kansas City (Sept. 24):** Appeared on 33 defensive plays, totaling four tackles (two solo)...Contributed on five special teams plays...**vs. Philadelphia (Oct. 1):** Posted the second sack of his career, taking down QB Carson Wentz for a two-yard loss...Participated on 29 defensive snaps and six on special teams…**at New York Giants (Oct. 8):** Registered a sack in his second-consecutive game, dropping QB Eli Manning for an 11-yard loss on third down to force a New York punt midway through fourth quarter…Finished with a career-high five solo tackles, the sack and two tackles for loss…**at Oakland (Oct. 15):** Saw action on 33 plays on defense and three on special teams, registering two tackles (one solo)…**vs. Denver (Oct. 22):** Started in place of DT Corey Liuget, playing 33 defensive snaps and totaling three tackles (one solo)…**at New England (Oct. 29):** Posted his third sack of the season, totaling four tackles (two solo), a pass defensed and a tackle for loss…Sacked QB Tom Brady for a seven-yard loss after Brady was forced to roll to his right by DE Melvin Ingram and DE Joey Bosa…Knocked down a pass at the line of scrimmage on third down in the fourth quarter to force a New England punt…Played 27 snaps on defense and seven on special teams, appearing in the 30th game of his career…**at Jacksonville (Nov. 12):** Finished with three tackles (two solo) after seeing action on 42 defensive plays and three on special teams…**vs. Buffalo (Nov. 19):** Played 34 defensive snaps and four on special teams, assisting on a tackle…Provided a block for ILB Korey Toomer on his 59-yard pick-six in the first quarter…**at Dallas (Nov. 23):** Played 25 snaps on defense…**vs. Cleveland (Dec. 3):** Started in place of Corey Liuget at DT, seeing action on 42 defensive snaps and two on special teams…Finished with two solo tackles and the fifth sack of his career…Chased QB DeShone Kizer down as the QB rolled to his left, dropping him for a three-yard sack in the fourth quarter…**vs. Washington (Dec. 10):** Registered four tackles (two solo) on 31 defensive plays…Added two special teams snaps…**at Kansas City (Dec. 16):** Appeared on 35 plays on defense and five on special teams, finishing with three tackles (two solo)…Ran a stunt with Melvin Ingram in the second quarter that resulted in an eight-yard sack by Ingram…**at New York Jets (Dec. 24):** Started at DT in place of an injured Corey Liuget, seeing action on 30 defensive plays and one on special teams…Finished with four tackles (one solo)…Applied pressure with Joey Bosa and DE Isaac Rochell late in the second quarter to collapse the pocket as Rochell recorded his first career sack…**vs. Oakland (Dec. 31):** Started at DT in place of Corey Liuget, seeing time on 34 defensive plays and two on special teams…Finished with seven

tackles (three solo), a half-sack, a forced fumble and 2.5 tackles for loss…In the second quarter, split G Kelechi Osemele and C Rodney Hudson to meet Melvin Ingram in the backfield to split a sack of QB Derek Carr…On fourth-and-one in the fourth quarter, stopped Carr on an attempt at a QB-sneak before stripping the ball free for a forced fumble that was recovered by Joey Bosa.

2016: Played in 14 games with two starts…Totaled 16 tackles (eight solo), a sack and two tackles for loss… **at Jacksonville (Sept. 18):** Made the first start of his career…**at Cleveland (Dec. 24):** Registered the first sack of his career to help force a Browns three-and-out.

2015: Appeared in eight games and finished with seven tackles (six solo), two tackles for loss and a pass defensed…Suffered a hip injury and was placed on injured reserve with designation to return on Oct. 17…Returned to active roster on Dec. 12… **vs. Detroit (Sept. 13):** Made his NFL debut…**at Cincinnati (Sept. 20):** Registered a tackle for loss… **vs. Pittsburgh (Oct. 12):** Inactive (hip)…**at Kansas City (Dec. 13):** Returned to action after spending eight weeks on injured reserve with designation to return…**at Denver (Jan. 3):** Made a tackle for a five-yard loss.

COLLEGE: Played two seasons (2013-14) at Arkansas after redshirting in 2012…Finished with 92 tackles, 20.5 tackles for loss, 7.5 sacks and three forced fumbles…As a senior in 2014, was recognized as second-team All-Southeastern Conference and was named SEC Defensive Lineman of the Week after a 30-0 victory over No. 8 Mississippi on Nov. 22.

PERSONAL: Given name Darius Philon Sr. …Last name is pronounced PHI-lawn…Nickname is 'Duke'… Born in Mobile, Ala. …Has a son, Darius Jr. …Pro Football Hall of Fame LB Robert Brazile was a high school coach…Studied sociology at Arkansas…**High School:** Selected to play in the Alabama/Mississippi All-Star Game following his senior season at Vigor High in Prichard, Ala. …As a senior, helped lead the Wolves to the 5A state championship game…Lettered in football and basketball.

DARIUS PHILON NFL STATISTICS

				— Tackles —						— Interceptions —					— Fumbles —		
Year	Team	GP	GS	Total	Solo	Asst	Sacks	Yds	TFL	No.	Yds	Lg	TD	PD	FF	FR	Yds
2015	San Diego	8	0	7	6	1	0.0	0	2	0	0	—	0	1	0	0	0
2016	San Diego	14	2	16	8	8	1.0	0	2	0	0	—	0	0	0	0	0
2017	Los Angeles Chargers	16	4	48	28	20	4.5	26	8.5	0	0	—	0	1	1	0	0
NFL Totals		**38**	**6**	**71**	**42**	**29**	**5.5**	**26**	**12.5**	**0**	**0**	**0**	**0**	**2**	**1**	**0**	**0**

MIKE POUNCEY

CENTER **FLORIDA**

6-5 | 298 LBS | ARDMORE, OKLA.

FREE AGENT - 2018

EXPERIENCE: 8TH NFL SEAS

1ST YEAR WITH CHARGERS

CAREER HIGHLIGHTS

- *Three-time Pro Bowl selection (2013-15 seasons) and named All-Rookie by the Professional Football Writers of America in 2011.*
- *Last year, paved the way for a Dolphins offense that produced seven 100-yard rushing games.*
- *In 2014, blocked for the first offense in Dolphins history to register 1,000-yard rusher (RB Lamar Miller) and a 4,000-yard passer (QB Ryan Tannehill).*
- *Became just the sixth Dolphins rookie offensive lineman to start all 16 games when he did so in 2011, joining T Jake Long (2008), C Samson Satele (2007), T Wade Smith (2003), T Todd Wade (2000) and T Richmond Webb (1990).*

AWARDS AND HONORS

2015: *NFL Pro Bowl Selection (Third)*
2014: *NFL Pro Bowl Selection (Second)*
2013: *NFL Pro Bowl Selection (First)*
2011: *Professional Football Writers of America All-Rookie*

CAREER TRANSACTIONS

2011: *Selected by Miami Dolphins in the first round (15th overall) of NFL Draft, April 28…Signed rookie contract, July 30.*
2014: *Had fifth-year team option exercised on rookie contract by Dolphins, April 29.*
2015: *Signed contract extension, April 13.*
2016: *Placed on Reserve/Injured (hip), Dec. 13.*
2018: *Released by Dolphins, March 15…Signed by Los Angeles Chargers as free agent, March 19.*

2017: Started all 16 games at C for the third time in his career…Part of an offensive line that finished just outside of the top-10 in sacks allowed…Blocked for the offense to post seven 100-yard rushing performances…**at Los Angeles Chargers (Sept. 17):** Paved the path for RB Jay Ajayi to record 122 rushing yards on 28 attempts (4.4 avg.)…Allowed QB Jay Cutler time to complete 72.7 percent of his passes and record a 101.8 passer rating…**vs. Tampa Bay (Nov. 19):** Provided time for QB Matt Moore to throw for 282 yards and a TD following an injury to Jay Cutler…Led the way for the offense to record a season-high 448 total yards, including 365 through the air…**vs. Denver (Dec. 3):** Paved the way for the offense to post a season-high 145 rushing yards, including 120 by RB Kenyan Drake…Provided blocking for Drake to post a 42-yard TD run in the third quarter…**at Buffalo (Dec. 17):** Helped the team post its third-straight 100-yard rushing game and average just under five yards-per-carry.

2016: Opened five games at C before suffering a hip injury…Missed eight games with injury, including the first four of the season, before being placed on injured reserve on Dec. 13…Was penalized once and did not allow a sack in his five games…**vs. Tennessee (Oct. 9):** Made his first start of the season…Protected QB Ryan Tannehill to complete 66.7 percent of his passes for 191 yards…**vs. Pittsburgh (Oct. 16):** Part of a line that did not allow a sack on the day…Provided time for Ryan Tannehill to post a 97.4 passer rating and blocked for RB Jay Ajayi to run for 204 yards, the sixth-highest single-game total in team annals…It was the first game in his lifetime that he played against his brother, C Maurkice Pouncey…**vs. Buffalo (Oct. 23):** Paved the way for Jay Ajayi to rush for a career-high 214 yards, the third-most in franchise history…Blocked for Ryan Tannehill to complete 15-of-20 passing (60.0 pct.) for 204 yards and a TD (99.4 passer rating)…**vs. New York Jets (Nov. 6):** Blocked for Jay Ajayi to top 100 yards for the third-straight week…Ajayi finished with 111 yards and a TD on 24 carries (4.6 avg.)…**at San Diego (Nov. 13):** Protected Ryan Tannehill to complete 70.1 percent of his passes for 240 yards and two TDs, resulting in a season-high 130.6 passer rating.

2015: Selected to his third Pro Bowl, but did not participate and was replaced by New York Jets C Nick Mangold…Started 14 games and was inactive for two others…Helped QB Ryan Tannehill finish ninth in the NFL with 4,208 passing yards…Blocked for RB Lamar Miller to tie his career high with eight rushing TDs…The Pro Bowl nod was the third-straight, marking the most consecutive by a Dolphins lineman since Keith Sims went to three-straight following the 1993-95 seasons…**Awards:** Pro Bowl Selection (Third)…Voted by teammates as the team's Don Shula Leadership Award winner…Awarded by media members with the Good Guy Award…**at Tennessee (Oct. 18):** Started

BEYOND THE BOLT

On July 7, Pouncey and his twin brother, Maurkice, held their eighth annual "Team Pouncey 2 Of A Kind Football Camp and Cheer/Dance Clinic" at their alma mater, Lakeland (Fla.) High. The camp is free for children ages 7-14 and teaches local children fundamental football skills with an emphasis on good sportsmanship, academic success, respect and leadership.

at C, helping the offense total 434 yards, including 180 rushing…**vs. Houston (Oct. 25):** Blocked for an offense that registered season highs in total yards (503) and rushing yards (248), paving the way for Lamar Miller's second-straight, 100-yard game…Protected Ryan Tannehill to record the first perfect passer rating of his career (158.3), as he completed 18-of-19 passes (94.7 pct.) for 282 yards and four TDs, including one for 54 yards.

2014: Selected to his second Pro Bowl, this time at RG after being selected at C the previous year…Started 12 games at RG and was inactive the first four games of the season due to a hip injury…Part of an offense that moved the chains for 361 first downs, the second-most in a single season in Dolphins history…Paved the way for RB Lamar Miller to eclipse the 1,000-yard rushing mark, finishing the year with 1,099…Protected QB Ryan Tannehill to throw for 4,045 passing yards, the most by a Dolphins passer since Hall of Fame QB Dan Marino totaled 4,453 in 1994…It marked the first season in franchise history that the team had both a 1,000-yard rusher and a 4,000-yard passer…**vs. New England (Sept. 7):** Inactive (hip)…**vs. Green Bay (Oct. 12):** Started at RG, the first start of his career that was at a position other than C…**at Chicago (Oct. 19):** Started at RG, protecting for Ryan Tannehill to complete 25-of-32 passes (78.1 pct.) for 277 yards and two TDs (123.6 passer rating)…**vs. San Diego (Nov. 2):** Part of an offense that totaled 441 yards…Started at RG and contributed along an offensive line that did not allow a sack…**vs. Minnesota (Dec. 21):** Helped the offense to set a single-game team record with 36 first downs as Ryan Tannehill threw four TD passes…**vs. New York Jets (Dec. 28):** Started at RG, helping Lamar Miller rush for 178 yards, including a 97-yarder in the third quarter to tie for the third-longest run in NFL history.

2013: Selected to his first Pro Bowl…Started 14 games at C, missing two due to illness…The Pro Bowl selection made him the fourth Dolphins C to be chosen and the first since C Tim Ruddy in 2000…Blocked for QB Ryan Tannehill to throw for 3,913 yards and 24 TDs with 17 INTs while completing 30.4 percent of his passes (81.7 passer rating)…Provided time for Tannehill to post four games with 300-plus yards…Part of a line that blocked for the offense to post 150-plus rushing yards in three games…**Awards:** Pro Bowl Selection (First)…**at Indianapolis (Sept. 15):** Blocked for Ryan Tannehill to throw for 319 yards and a TD on 23-of-34 passing (67.6 pct.) for a 107.4 passer rating…**vs. Cincinnati (Oct. 31):** Paved the way for RB Lamar Miller to post 105 rushing yards on 16 attempts (6.6 avg.), his lone 100-yard performance on the year…**vs. San Diego (Nov. 17):** Inactive (illness)…**vs. New England (Dec. 15):** Protected Ryan Tannehill to post a season-high 120.6 passer rating…Tannehill completed 25 passes on 37 attempts (67.6 pct.) for 312 yards and three TDs.

2012: For the second-straight year, started all 16 games at C…Part of an offensive line that paved the way for five games with 180-plus rushing yards…Led an offense to record three 400-yard games…Blocked for RB Reggie Bush to record 986 yards and six TDs…**Awards:** Voted by teammates as the team's Don Shula Leadership Award winner…**vs. Oakland (Sept. 16):** Blocked for an offense that totaled a season-high 263 rushing yards…Part of a line that helped Reggie Bush record 172 yards and two TDs on 26 attempts (6.6 avg.)…**at Arizona (Sept. 30):** Blocked for an offense to register season highs in total yards (480) and passing yards (394)…Protected QB Ryan Tannehill to throw for a career-high 431 yards…**vs. Buffalo (Dec. 23):** Paved the way for the offense to record 182 rushing yards, the second-straight week with 180-plus…Provided time for Ryan Tannehill to throw two TD passes to Reggie Bush.

2011: Opened all 16 games at C, becoming just the sixth Dolphins rookie offensive lineman to start all 16 games, joining T Jake Long (2008), C Samson Satele (2007), T Wade Smith (2003), T Todd Wade (2000) and T Richmond Webb (1990)…Helped the offensive line produce seven 100-yard performances and 200-plus rushing yards twice in a three-week span…**vs. New England (Sept. 12):** Made his NFL debut, opening the game at C…Helped the offense total a season-high 488 yards…**vs. Oakland (Dec. 4):** Paved the path for a rushing offense to post 209 yards…**at Buffalo (Dec. 18):** Blocked for the offense to register a season-high 254 rushing yards…The offense recorded its second 400-yard performance of the season.

COLLEGE: Played four seasons (2007-10) at Florida, appearing in 54 career games with 45 starts…Made starts at RG (28 games), C (13) and weak-side DT (four)…Part of a Gators team that won the BCS National Championship in 2008…As a senior, started all 13 games, including the Outback Bowl…Was selected to play in the Under Armour Senior Bowl…Named second-team All-Southeastern Conference by *The Associated Press*…Saw action on the defensive line as a true freshman, starting the final four games due to several injuries at DT…Picked off the first pass of his career in the fourth quarter of the Capital One Bowl against Michigan, returning the INT nine yards.

PERSONAL: Given name James Michael Pouncey… Last name pronounced POUNCE-ee…Born in Bartow, Fla. …Has a daughter, Janiyah, and a son, Kayden… Twin brother, Maurkice, is a two-time All-Pro by *The Associated Press* and a six-time Pro Bowl selection after being chosen 18th overall by the Pittsburgh Steelers in the 2010 NFL Draft…Participated in the Dolphins Cancer Challenge Celebrity Golf Tournament in 2016…Gives to the community through events with the Team Pouncey Foundation, which he created with his brother…Hosts an annual football and cheer camp with his brother in their hometown…Earned a degree in sociology from Florida…**High School:** As a senior at Lakeland (Fla.) High in 2006, led the team to its 45th-straight win, third-consecutive 5A state championship and third-straight *USA Today* National Championship…Was part of an offensive line for a team that posted 4,000 rushing yards en route to the 2006 national title…Rated by Scout.com and Rivals.com as the top G in the nation…Earned All-State honors as a junior.

MIKE POUNCEY NFL GAMES

Year	Team	GP	GS
2011	Miami	16	16
2012	Miami	16	16
2013	Miami	14	14
2014	Miami	12	12
2015	Miami	14	14
2016	Miami	5	5
2017	Miami	16	16
NFL Totals		**93**	**93**

HAYES PULLARD

LINEBACKER **SOUTHERN CALIFORNIA**

6-0 | 235 LBS | INGLEWOOD, CALIF.

WAIVERS (JAX) - 2017

EXPERIENCE: 4TH NFL SEASON

2ND YEAR WITH CHARGERS

CAREER HIGHLIGHTS

- *Saw the most extensive action on defense of his career last season, posting career highs in tackles (79), solo stops (53), tackles for loss (two), fumble recoveries (one) and interceptions (one).*
- *Recorded the first interception of his career by picking off Oakland QB Derek Carr to help the Chargers to a one-point victory over the Raiders.*

CAREER TRANSACTIONS

2015: *Selected by Cleveland Browns in the seventh round (219th overall) of NFL Draft, May 2 (pick acquired from New England along with a third-round selection for Browns' fourth, fifth and sixth-round picks…Signed rookie contract, May 18…Waived by Browns, Sept. 5…Signed by Browns to practice squad, Sept. 6…Signed by Jacksonville Jaguars to active roster from Browns' practice squad, Oct. 28.*
2017: *Waived by Jaguars, Sept. 3…Claimed off waivers by Los Angeles Chargers, Sept. 4.*

2017: Appeared in 13 games with 10 starts, missing three due to injury…Posted a career-high 79 tackles (53 solo), two tackles for loss and a fumble recovery…Recorded the first INT of his career in the first matchup with Oakland…**at Denver (Sept. 11):** Posted seven tackles (four solo) on 32 defensive snaps in his Chargers debut…**vs. Miami (Sept. 17):** Made his first start in a Chargers uniform, and third of his career, at ILB…Registered eight tackles (five solo) on 42 defensive snaps, the most among Los Angeles LBs…Contributed on 11 special teams plays with two special teams tackles on punt coverage, including one that pinned Miami inside its own 20-yard line…**vs. Kansas City (Sept. 24):** Inactive (knee)…**vs. Philadelphia (Oct. 1):** Returned from injury to appear on 49 defensive plays and seven on special teams…Posted five solo tackles…**at New York Giants (Oct. 8):** Started at ILB, seeing action on 51 defensive snaps…Led the team with nine tackles (seven solo)…**at Oakland (Oct. 15):** Made the first INT of his career, corralling the pass from QB Derek Carr after it deflected off the hands of RB Marshawn Lynch, halting Oakland's red zone drive midway through the third quarter…Finished with eight tackles (four solo), a tackle for loss, the INT and a pass defensed…Added a special teams tackle on kickoff coverage…Appeared on 54 defensive snaps and four on special teams after starting at OLB…**vs. Denver (Oct. 22):** Started at OLB, seeing action on 48 defensive plays…Posted eight tackles (seven solo), marking his third-straight game with eight-plus tackles…**at New England (Oct. 29):** Set a career high with 13 tackles (nine solo) and a tackle for loss…Started at OLB, seeing action on 66 defensive plays…**at Jacksonville (Nov. 12):** Inactive (neck)…**at Dallas (Nov. 23):** Returned from injury that kept him out two games to play 11 snaps on defense…Finished with two tackles (one solo)…**vs. Cleveland (Dec. 3):** Continued working his way back into the lineup, starting at ILB and playing 11 snaps on defense…Finished with two tackles (one solo)…**vs. Washington (Dec. 10):** Appeared on seven defensive plays…**at Kansas City (Dec. 16):** Started at ILB, seeing action on 15 defensive snaps…Finished with two tackles (one solo)…**at New York Jets (Dec. 24):** Started at ILB and led the team with 10 tackles (five solo)…Added a fumble recovery…Stood up RB Matt Forté with ILB Korey Toomer in the backfield and recovered a fumble after Toomer stripped the ball free…Saw action on 45 defensive plays…**vs. Oakland (Dec. 31):** Started at ILB and played 45 snaps on defense…Finished with five tackles (four solo).

2016: Appeared in all 16 games, primarily on special teams…Posted five tackles (three solo) and three tackles on special teams…**at San Diego (Sept. 18):** Saw action on defense, registering two tackles (one solo)…**vs. Minnesota (Dec. 11):** Recorded three tackles (two solo).

2015: Appeared in eight games with two starts and was inactive for another for Jacksonville after spending time on Cleveland's practice squad…Recorded 19 tackles (13 solo), a tackle for loss and five tackles on special teams…Blocked a punt in the third game of his career…**at Baltimore (Nov. 15):** Made his NFL debut on special teams…**vs. Tennessee (Nov. 19):** Posted two tackles on special teams…**vs. San Diego (Nov. 29):** Recorded a special teams tackle and a blocked punt, the first Jaguars blocked punt since Sept. 8, 2013…**vs. Atlanta (Dec. 20):** Made his career debut on defense, registering two solo stops at LB…**at New Orleans (Dec. 27):** Made the first start of his career at WLB in place of injured LB

50

BEYOND THE BOLT

In the spring of 2012, spent five days in Haiti with 14 of his college teammates to help build houses and deliver supplies to orphanages and schools as part of Hope Force International, which is an organization that specializes in quick strike disaster relief. The envoy of Trojans that went included future NFL players QB Matt Barkley, LB Devon Kennard, S T.J. McDonald, CB Nickell Robey-Coleman and WR Robert Woods.

Telvin Smith…Tied for the team lead with nine tackles (seven solo) and a tackle for loss…**at Houston (Jan. 3):** Made his second-straight start at WLB, finishing with eight tackles (four solo).

COLLEGE: Played four seasons (2011-14) at Southern California after redshirting in 2010…Started all but one of his 52 career games played…Recorded 377 tackles (198 solo), 25.5 tackles for loss and six sacks…Added 20 passes defensed, three forced fumbles, a recovery and three INTs, including one that was returned for a 27-yard score…Recorded 80-plus tackles in each season…Led the team in total tackles in three seasons, becoming the first Trojan to do so since 1979…Earned All-Pacific-12 honors each of his four seasons…Was a semifinalist for the Butkus Award as a senior in 2014, which is given annually to the top LB in the nation…Finished 2014 with 95 tackles (53 solo), 5.5 tackles for loss, nine passes defensed, an INT and a fumble recovery…Won the team's Trojan Way Leadership Award and was a team captain as a junior…Recognized by CollegeFootballNews.com as a first-team Freshman All-American…As a freshman, earned Pac-12 Defensive Player of the Week against Oregon with a 14-tackle, two-sack performance that included a forced fumble.

PERSONAL: Given name Hayes Joseph Pullard III…Last name is pronounced pull-LARD…Born in Los Angeles, Calif. …His father, Hayes Jr., played for the Los Angeles Lakers…His uncle, Robert, was a pole vaulter at Southern California (1971-74) who finished No. 3 in the 1973 NCAA meet and fourth in 1974…Robert also vaulted in the 1976 Olympics…Hosted his fourth annual football camp at his alma mater, Crenshaw High, this past summer…Earned a degree with a double-major in real estate and business from Southern California…**High School:** Named an All-American by *Parade*, Super Prep and PrepStar as a senior at Crenshaw High in Los Angeles, Calif. …Added All-State, All-L.A. City recognition as a senior, totaling 66 tackles, two sacks, two passes defensed, an INT, a forced fumble and a recovery…Saw action at RB, posting 507 yards and nine TDs on 63 carries (8.0 avg.) along with six catches for 88 yards (14.7 avg.) and a TD reception…As a junior, earned first-team All-L.A. City honors with 145 tackles, 26 tackles for loss, six sacks, three forced fumbles, four recoveries and an INT…On offense as a junior, totaled 968 rushing yards and 11 rushing TDs with 15 catches for 146 yards (9.7 avg.) and three TD receptions…Played basketball and ran track & field, with a 100-meter dash personal-best of 10.9 seconds.

HAYES PULLARD NFL STATISTICS

				— Tackles —						— Interceptions —					— Fumbles —		
Year	Team	GP	GS	Total	Solo	Asst	Sacks	Yds	TFL	No.	Yds	Lg	TD	PD	FF	FR	Yds
2015	Jacksonville	8	2	19	13	6	0.0	0	1	0	0	—	0	0	0	0	0
2016	Jacksonville	16	0	5	3	2	0.0	0	0	0	0	—	0	0	0	0	0
2017	Los Angeles Chargers	13	10	79	53	26	0.0	0	2	1	1	1	0	1	0	1	0
NFL Totals		**37**	**12**	**103**	**69**	**34**	**0.0**	**0**	**3**	**1**	**1**	**1**	**0**	**1**	**0**	**1**	**0**

SPENCER PULLEY

CENTER/GUARD | **VANDERBILT**

6-4 | 308 LBS | CORDOVA, TENN.

FREE AGENT - 2016

EXPERIENCE: 3RD NFL SEASON

3RD YEAR WITH CHARGERS

CAREER HIGHLIGHTS

- *Started all 16 games at center during the 2017 season, a career high for starts.*
- *Part of a line that kept QB Philip Rivers upright to throw for 4,515 yards and 28 touchdowns with 10 interceptions on 360-of-575 passing (96.0 passer rating) last season.*
- *Provided protection for Rivers to reach 342 career passing touchdowns, tying Hall of Fame QB Fran Tarkenton for sixth in NFL history, 50,348 career regular-season passing yards, finishing the season ranked ninth on the all-time passing yards list, and 4,171 completions, good for seventh on the all-time completions list.*
- *Last season, blocked for RB Melvin Gordon to rush for 1,105 yards and eight touchdowns on 284 attempts (3.9 avg.) for his first 1,000-yard rushing season.*
- *Member of an offensive line that allowed the fewest sacks in the NFL (18) in 2017.*
- *Appeared in all 16 games after making the 53-man roster as an undrafted free agent in 2016.*

CAREER TRANSACTIONS

2016: *Signed by San Diego Chargers as undrafted free agent, May 2.*

2017: Started all 16 games at C, marking the first starts of his career…Part of a line that kept QB Philip Rivers upright to throw for 4,515 yards and 28 TDs with 10 INTs on 360-of-575 passing (96.0 passer rating)…Part of a unit that allowed Rivers time to post seven games with a passer rating above 105 and nine games above 100, including one game with a passer rating of 149.1 (third highest of career)…Blocked for Rivers to reach 342 career passing TDs, tying Hall of Fame QB Fran Tarkenton for sixth in NFL history…Allowed time for Rivers to reach 50,000 career regular-season passing yards, finishing the season ranked ninth on the all-time passing yards list with 50,348…Provided protection for Rivers to finish the year with 4,171 completions, good for seventh on the all-time completions list…Blocked for RB Melvin Gordon to rush for 1,105 yards and eight TDs on 284 attempts (3.9 avg.) for his first 1,000-yard rushing season…Member of an offensive line that allowed the fewest sacks in the NFL (18)…Led all Chargers offensive players with 1,056 offensive snaps…**at Denver (Sept. 11):** Opened the game at C for the first start of his career, playing all 59 offensive snaps…Part of a line that allowed one sack against a Denver defense that posted a league-high 94 sacks over the previous two seasons (2015-16)…Allowed time for Philip Rivers to throw for three TDs, the 49th game of his career with three-plus TD passes...**vs. Miami (Sept. 17):** Started at C, seeing action on 58 plays on offense…Protected Philip Rivers as he threw for 331 yards and a TD on 31-of-39 passing (110.6 passer rating)…Rivers' 79.5 completion percentage was his highest since posting a percentage of 82.9 vs. Detroit to open the 2015 season (Sept. 13, 2015)…**vs. Kansas City (Sept. 24):** Appeared on 73 offensive snaps after opening the game at C…**vs. Philadelphia (Oct. 1):** Played in the 20th game of his career, starting at C and played on 57 offensive snaps…Protected Philip Rivers to complete 22-of-38 pass attempts for 347 yards and two TDs (105.9 passer rating), his second 300-yard performance of the season and 53rd of his career…**at New York Giants (Oct. 8):** Started at C, appearing on all 78 offensive snaps…Helped block for Melvin Gordon to post 105 rushing yards on 20 attempts (5.3 avg.), and register 58 receiving yards and two TDs on a game-high six catches (9.7 avg.)…Part of a unit that did not allow a sack on the day, allowing Philip Rivers time to throw for 258 yards and three TDs, marking his second three-TD performance of the season and 50th of his career…Protected Rivers to surpass 47,000 career yards and move ahead of Fran Tarkenton to rank 10th for the most passing yards in league annals…**at Oakland (Oct. 15):** Started at C, playing all 65 snaps on offense…Opened holes for Melvin Gordon to post his second-consecutive game with 150-plus yards from scrimmage…Part of a unit that allowed one sack, keeping Philip Rivers upright to complete 25-of-36 passes for 268 yards and a TD (100.2 passer rating)…It marked Rivers' third game of the season with a passer rating above 100…On a screen pass to Gordon, provided blocking downfield to lead Gordon to a score…**vs. Denver (Oct. 22):** Appeared on all 58 offensive snaps after opening the game at C…Provided time for Philip Rivers to post 183 yards and two TDs on 15-of-26 passing (105.1 passer rating) for the QB's 100th career victory…It marked the third

game of the season with a passer rating greater than 105 and his fourth higher than 100…**at New England (Oct. 29):** Started at C, playing all 58 offensive snaps…Helped pave the way for Melvin Gordon to rush for a season-high 132 yards and an 87-yard TD on 14 carries (9.4 avg.)…**at Jacksonville (Nov. 12):** Started at C and saw action on all 69 plays on offense, marking the 25th game played for his career…Provided time for Philip Rivers to throw for 235 yards and two TDs with an INT on 21-of-37 passing (56.8 pct.) to move past Hall of Fame QB Warren Moon (3,988) for eighth on the all-time completions list…**vs. Buffalo (Nov. 19):** Started at C, appearing on 66 offensive snaps…Protected Philip Rivers and QB Kellen Clemens to throw for a combined 284 passing yards and two TDs for a 108.4 passer rating, including Rivers completing 20-of-32 passes (62.5 pct.) for 251 yards and two TDs (107.7 passer rating) through three quarters…It marked the fifth game of the season for Rivers with a passer rating above 100 and his fourth above 105…Blocked for Melvin Gordon and RB Austin Ekeler to combine for 120 rushing yards and two TDs on 26 carries (4.6 avg.)…**at Dallas (Nov. 23):** Started at C and played all 68 snaps on offense…Part of a line that allowed Philip Rivers to throw for 434 yards and three TDs on 27-of-33 passing (81.8 pct.) for a 149.1 passer rating…It marked the ninth 400-yard game, 54th 300-yard game and 51st three-TD game of Rivers' career…The 149.1 passer rating ranked third in his career…On the first TD pass, provided Rivers time to move through his progressions to find TE Hunter Henry in the middle of the end zone matched up with S Byron Jones for a three-yard score…**vs. Cleveland (Dec. 3):** Played all 70 snaps on offense after opening the contest at C…Blocked for Philip Rivers to complete 31 passes on 43 attempts (72.1 pct.) for 344 yards and a TD (103.2 passer rating), marking the 55th 300-yard game of Rivers' career…Protected Rivers to reach 3,000 yards on the year for the 12th-consecutive season, which also brought his career total past 49,000…The victory gave Rivers 103 for his career, good for sole possession of 13th in league history, breaking a tie with Warren Moon…Provided blocking for Melvin Gordon to rush for 77 yards on 19 carries (4.1), including blocks of LB Christian Kirksey and LB Joe Schobert on Gordon's 29-yard run in the third quarter…**vs. Washington (Dec. 10):** Started at C and played all 72 snaps on offense…Protected Philip Rivers to post the 104th victory of his career and pass Warren Moon (49,324) for ninth in all-time passing yards…Blocked for Rivers to post 319 passing yards and two TDs on 18-of-31 passing (58.1 pct.) for a 114.9 passer rating, marking his 56th career game of 300-plus passing yards…Provided a block on Melvin Gordon's one-yard TD run in the third quarter…**at Kansas City (Dec. 16):** Played all 64 snaps on offense after opening the game at C…Blocked for Melvin Gordon to post 78 rushing yards and a TD on 19 attempts (4.1 avg.) and six catches for 91 yards (15.2 avg.)…Gordon's 169 yards from scrimmage were a season high and ranked second in his career…Made a sealing block on Gordon's two-yard TD run in the second quarter, bringing Gordon into a tie for the No. 9 in career rushing TDs in Chargers history…**at New York Jets (Dec. 24):** Started at C, playing all 73 snaps on offense…Provided time for Philip Rivers to pass Hall of Fame QB John Elway (4,123) for eighth on the all-time completions list, finishing 22-of-40 passing (55.0 pct.) for 290 yards and a TD (86.5 passer rating)…It marked Rivers' ninth 4,000-yard season of his career, becoming the fourth QB in NFL history to achieve 4,000 yards in nine-plus seasons (Peyton Manning with 14, Drew Brees with 12 and Tom Brady with nine)…Blocked for Melvin Gordon to post 81 rushing yards and a TD on 19 carries (4.3 avg.) and haul in three catches for 47 yards (15.7 avg.), allowing Gordon to surpass 1,000 rushing yards for the first season of his career…**vs. Oakland (Dec. 31):** Started at C, appearing on all 70 offensive snaps…Protected Philip Rivers to throw for 387 yards and three TDs on 28-of-37 passing (75.7 pct.) for a 135.8 passer rating…It marked Rivers' 57th 300-yard game and his 52nd three-TD game…Rivers' three TD passes brought his career total to 342, tying Fran Tarkenton for sixth in NFL history…Provided time for Rivers to eclipse 50,000 career regular-season passing yards, making him the ninth player in league annals to do so…Blocked for Melvin Gordon to register 93 rushing yards on 17 attempts (5.5 avg.) and six catches for 31 receiving yards (5.2 avg.)…The rushing yardage pushed Gordon into seventh in career rushing yards in Chargers history.

2016: Saw action in all 16 games, playing at C, LG and RG…Provided protection on special teams…**at Kansas City (Sept. 11):** Made his NFL debut, seeing action at LG and RG…**vs. New Orleans (Oct. 2):** Took over at RG after an injury to T Chris Hairston caused a shuffle along the offensive line…**vs. Tennessee (Nov. 6):** Came on late in the third quarter after G

Orlando Franklin suffered a concussion, helping RB Melvin Gordon rush for 84 yards in the fourth quarter…Provided key blocks on two third down runs to help put the game away…**at Carolina (Dec. 11):** Replaced Orlando Franklin after he exited with an injury…**at Cleveland (Dec. 24):** Took over at C after an injury to C Matt Slauson.

COLLEGE: Played four seasons (2012-15) at Vanderbilt after redshirting in 2011…Totaled 41 starts for his career, including 37 straight…Started his senior season at C after spending his junior and sophomore years at RG…Named a team captain as a senior and was a three-time member of the Southeastern Conference Academic Honor Roll…Earned SEC Offensive Lineman of the Week honors in 2015 after a victory over Missouri.

PERSONAL: Given name Spencer Kyle Pulley…Born in Memphis, Tenn. …Earned a degree in human and organizational development from Vanderbilt… **High School:** Awarded the Division II-Class A Mr. Football Award as the state's top lineman as a senior LT at Evangelical Christian High in Cordova, Tenn. …Was a team captain, first-team Division II-A All-State and the district offensive line Most Valuable Player as a senior…Played in the Tennessee East-West All-Star Game…Earned three letters in track & field.

SPENCER PULLEY NFL GAMES

Year	Team	GP	GS
2016	San Diego	16	0
2017	Los Angeles Chargers	16	16
NFL Totals		**32**	**16**

PHILIP RIVERS

QUARTERBACK NORTH CAROLINA STATE
6-5 | 228 LBS | DECATUR, ALA.
TRADE (NYG) - 2004
EXPERIENCE: 15TH NFL SEASON
15TH YEAR WITH CHARGERS

CAREER HIGHLIGHTS

- *Seven-time Pro Bowl selection (2006, '09-11, '13, '16-17 seasons) and four-time AFC Offensive Player of the Month (Dec. 2008, Dec. 2009, Oct. 2010 and Sept. 2014).*
- *Nine-time AFC Offensive Player of the Week (one in 2006, one in '07, one in '08, two in '13, one in '14, one in '15 and two in '17) and 14-time FedEx Air Player of the Week (one in 2006, one in '07, two in '08, one in '13, three in '14, three in '15, one in '16 and two in '17).*
- *Named Comeback Player of the Year by The Associated Press and the Professional Football Writers of America in 2013 when he completed 69.5 percent of his passes for 4,478 yards and 32 touchdowns with 11 interceptions for a 105.5 passer rating.*
- *Seven-time Chargers Most Valuable Player, two-time Chargers Offensive Player of the Year and 2007 Chargers Co-Most Inspirational Player.*
- *Walter Payton Man of the Year Finalist after being named the Chargers' nominee in 2011.*
- *Named a member of the Chargers' 50th Anniversary All-Time Team in 2009.*
- *Has the longest active starting streak in the NFL of 192 regular-season games, dating back to his first career start in 2006.*
- *Finished the 2017 season with 106 career regular-season wins, good for No. 13 in league annals.*
- *Sits at No. 9 on the all-time passing yards list with 50,348 regular-season yards and is just 1,127 yards away from passing Hall of Fame QB John Elway (51,475) for No. 7 in NFL history.*
- *Is tied with Hall of Fame QB Fran Tarkenton with 342 touchdown passes for the sixth-most in league annals.*
- *Ended 2017 at No. 7 on the all-time completions list with 4,171 career regular-season completions.*
- *Ranks eighth all-time with a 94.8 career passer rating (min. 1,500 pass attempts).*
- *Threw for 300-plus passing yards in a team-record 57 career games, good for sixth in NFL history.*

AWARDS AND HONORS

2017: *NFL Pro Bowl Selection (Seventh)*
AFC Offensive Player of the Week (Week 12 at Dallas)
FedEx Air Player of the Week (Week 12 at Dallas)
AFC Offensive Player of the Week (Week 17 vs. Oakland)
FedEx Air Player of the Week (Week 17 vs. Oakland)

2016: *NFL Pro Bowl Selection (Sixth)*
FedEx Air Player of the Week (Week 2 vs. Jacksonville)

2015: *Chargers Most Valuable Player*
FedEx Air Player of the Week (Week 1 vs. Detroit)
AFC Offensive Player of the Week (Week 4 vs. Cleveland)
FedEx Air Player of the Week (Week 4 vs. Cleveland)
FedEx Air Player of the Week (Week 6 at Green Bay)

2014: *Chargers Most Valuable Player*
AFC Offensive Player of the Month (September)
FedEx Air Player of the Week (Week 2 vs. Seattle)
FedEx Air Player of the Week (Week 4 vs. Jacksonville)
AFC Offensive Player of the Week (Week 16 at San Francisco)
FedEx Air Player of the Week (Week 16 at San Francisco)

2013: *NFL Pro Bowl Selection (Fifth)*
The Associated Press Comeback Player of the Year
Professional Football Writers of America Comeback Player of the Year
Chargers Most Valuable Player
AFC Offensive Player of the Week (Week 2 at Philadelphia)
AFC Offensive Player of the Week (Week 4 vs. Dallas)
FedEx Air Player of the Week (Week 12 at Kansas City)

- *His nine career 400-yard performances are the most in Chargers history and rank No. 7 in league annals.*
- *In NFL history, ranks seventh in three-plus touchdown games (52) and tied for No. 20 in four-plus touchdown games (nine).*
- *In 72 AFC West games as a starter, Rivers has completed 62.5 percent of his passes (1,464-of-2,342) for 17,719 yards with 114 touchdowns and 70 interceptions for an 89.5 passer rating.*
- *Topped 4,500 passing yards a team-record four times, the fifth-most in NFL history, trailing only QB Drew Brees (eight), QB Peyton Manning (six), QB Tom Brady (five) and QB Matt Ryan (five).*
- *With 4,515 passing yards in 2017, had his ninth 4,000-yard season, becoming the fourth player in NFL history to do so, joining Peyton Manning (14), Brees (12) and Brady (nine).*
- *Last year, posted his 10th-straight season with 3,500-plus passing yards, joining Peyton Manning and Brees (13 seasons each) as the only players in NFL history to do so.*
- *Eclipsed 3,000 yards passing for the 12th-consecutive season (2006-17), tying QB Ben Roethlisberger for the fifth-longest streak in NFL history behind Hall of Fame QB Brett Favre (18, 1992-09), Brees (14, 2004-17), Peyton Manning (13, 1998-10) and QB Eli Manning (13, 2005-17).*
- *Recorded five-career 30-touchdown seasons, good for sixth in NFL history, trailing only Brees (nine), Favre (nine), Peyton Manning (nine), Brady (seven) and QB Aaron Rodgers (six).*
- *In 2017, posted 28 touchdown passes for his 10th-straight 25-touchdown season (2008-17), the third-longest streak in NFL history behind Peyton Manning (13, 1998-2010) and Brees (11, 2006-16).*
- *Registered a career-low 1.7 interception percentage last year, ranking second in the NFL in 2017 among QBs that started all 16 games (Brees had a 1.5 interception percentage).*
- *Set a career high with 4,792 passing yards in 2015 while tossing 29 touchdowns, 13 interceptions and completing 66.1 percent of his passes for a 93.8 passer rating.*
- *Against Green Bay in Week 6 of the 2015 season, set single-game team records for pass attempts (65), completions (43) and passing yards (503), marking the first 500-yard performance in Chargers history.*
- *Did not throw three-plus interceptions in a single game until the 91st contest of his career in 2011, besting Hall of Fame QB Joe Montana (57 games) for an NFL record for the most games to start a career without throwing three-plus picks.*
- *Threw at least one touchdown pass in each of his first seven career starts to open the 2006 season.*
- *Appeared in four games as a backup over the first two seasons of his career, totaling 148 yards and a touchdown.*

2011: *NFL Pro Bowl Selection (Fourth)*
Chargers Most Valuable Player
Chargers Walter Payton Man of the Year Nominee

2010: *NFL Pro Bowl Selection (Third)*
Chargers Most Valuable Player
AFC Offensive Player of the Month (October)

2009: *NFL Pro Bowl Selection (Second)*
Chargers Most Valuable Player
AFC Offensive Player of the Month (December)

2008: *Chargers Co-Most Valuable Player*
Chargers Offensive Player of the Year
AFC Offensive Player of the Month (December)
FedEx Air Player of the Week (Week 3 vs. N.Y. Jets)
FedEx Air Player of the Week (Week 6 vs. New England)
AFC Offensive Player of the Week (Week 15 at Kansas City)

2007: *Chargers Co-Most Inspirational Player*
AFC Offensive Player of the Week (Week 5 at Denver)
FedEx Air Player of the Week (Week 5 at Denver)

2006: *NFL Pro Bowl Selection (First)*
Chargers Offensive Player of the Year
AFC Offensive Player of the Week (Week 6 at San Francisco)
FedEx Air Player of the Week (Week 6 at San Francisco)

BEYOND THE BOLT

Rivers was a finalist for the 2011 Walter Payton Man of the Year Award for his work with the Rivers of Hope Foundation, an endeavor he and his wife, Tiffany, oversaw from 2010-12. The Foundation helped unwanted, abandoned and orphaned children, and raised more than $1 million through football camps, a 5K Fun Run and personal contributions. The foundation also supported the San Pasqual Academy, a residential education campus designed specifically for foster teens.

Rivers was a water boy for Decatur High School in his youth when his father, Steve, was the head coach for the football team. Rivers found his passion for the game by watching his dad up close and from backyard games in which the future Chargers signal-caller would mark out a field using chalk and pylons borrowed from the equipment room at Decatur High. Shortly before Philip was set to enroll at Decatur, Steve took the head coaching job at nearby Athens High School and his son followed. He played LB as a sophomore and moved to QB as a junior.

CAREER TRANSACTIONS

2004: *Selected by New York Giants in the first round (fourth overall) of NFL Draft, April 24…Traded by Giants along with the Giants' third-round selection to San Diego Chargers for QB Eli Manning and the Chargers' first and fifth-round selections in the 2005 NFL Draft, April 24…Signed rookie contract, Aug. 23.*
2009: *Signed contract extension, Aug. 24.*
2015: *Signed contract extension, Aug. 15.*

2017: Selected to his seventh Pro Bowl, but did not participate and was replaced by Kansas City QB Alex Smith…Named AFC Offensive Player of the Week for his efforts in a Week 12 win against the Cowboys: 27-of-33 passing (81.8 pct.) for 434 yards and three TDs (149.1 passer rating)…Was voted by fans as the FedEx Air Player of the Week for his performance…Named AFC Offensive Player of the Week and was voted FedEx Air Player of the Week for the second time following his performance in a Week 17 win against the Raiders: 28-of-37 (75.7 pct.) for 387 yards and three TDs (135.8 passer rating)…One of only two players (New England QB Tom Brady) in 2017 to win AFC Offensive Player of the Week multiple times…Started all 16 games at QB, bringing his career total and consecutive games started streak to 192, the longest active starting streak in the NFL…Registered the 100th win of his career in the second contest against Denver, becoming the 15th player in NFL history and fifth active player to reach the century mark…Improved his mark to 106 regular-season wins, passing Hall of Fame QBs Jim Kelly (101) and Warren Moon (102) for sole possession of 13th in NFL history…Threw for 4,515 yards and 28 TDs with 10 INTs on 360-of-575 passing (62.6 pct.) for a 96.0 passer rating, marking his 12th-consecutive season with 3,000-plus passing yards and his 10th-straight season with 3,500-plus passing yards, joining QB Peyton Manning and QB Drew Brees (13 seasons) as the only QBs in NFL history to reach 3,500 passing yards in 10-plus consecutive seasons…It also marked his ninth season with 4,000 plus yards, joining Peyton Manning (14), Brees (12) and Brady (nine) as the only QBs in NFL history to top 4,000 yards in nine or more seasons…Topped 400 yards once, marking the ninth game with 400-plus passing yards in his career…The 434-yard performance made him the second QB in NFL history to throw for 400-plus yards on the road in Dallas on Thanksgiving (Washington QB Kirk Cousins, 449 in 2016)…Threw for 300-plus yards six times, bringing his career total to 57 games…Posted four games with three passing TDs, putting him at 52 games with three-plus TD passes for his career…In seven games, posted a passer rating greater than 105 and registered a rating better than 100 in nine games, including one game with a passer rating of 149.1 (third-highest of career)…Threw a TD to TE Antonio Gates in the home opener that marked his 85th thrown to Gates, the most by a QB-TE duo in NFL history and tied Hall of Fame QB Steve Young and Hall of Fame WR Jerry Rice for No. 2 among any QB and receiver combination in league annals…Broke the tie with Young and Rice with a TD pass to Gates in the second matchup with Kansas City for sole possession of No. 2 among any QB-receiver combination in league annals, trailing only Peyton Manning and Hall of Fame WR Marvin Harrison (112 TDs)…Threw the 87th TD to Gates in his career at the Jets on Christmas Eve…Became the 10th player in NFL history to top 49,000 passing yards and ninth to top 50,000, finishing the season at No. 9 on the all-time passing list with 50,348 career regular-season passing yards…Against the Patriots, eclipsed 50,000 career passing yards in the regular and postseason combined, the 10th player in league annals to do so…Finished the season with 4,171 career completions, good for No. 7 in league history…Moved into a tie for sixth in NFL history with Hall of Fame QB Fran Tarkenton with 342 career passing TDs…His 7.76 career yards-per-pass attempt ranks second to QB Ben Roethlisberger (7.86) all time among QBs with 40,000-plus career passing yards…Posted two come-from-behind wins in the fourth quarter, giving him 24 for his career and 10 in the final two minutes…Appeared on 1,028 of 1,064 offensive snaps, ranking third among Chargers offensive players…**Awards:** Pro Bowl Selection (Seventh)…AFC Offensive Player of the Week (Weeks 12 and 17)…FedEx Air Player of the Week (Weeks 12 and 17)…**at Denver (Sept. 11):** Started his 12th-consecutive season opener...Posted 22 completions on 33 passing attempts (66.7 pct.) for 192 yards and three TDs with an INT (99.6 passer rating)…Completed passes to six different receivers…It marked the 49th game with three-plus TD passes in his career and the third time in the season opener…On the first TD, took a shotgun snap at the Denver 11-yard line and stepped up in the pocket to find RB Melvin Gordon on an angle-route in stride before Gordon leapt over S Justin Simmons to reach the end zone…After a pick by S Adrian Phillips, led the Chargers on a drive that culminated in a five-yard TD pass to WR Keenan Allen in the middle of the end zone on a seam-route that beat CB Chris Harris Jr. …Threw his third TD of the day one play after LB Korey Toomer forced a fumble that was recovered by CB Casey Hayward…Took the snap from the Denver 38-yard line and threw a deep pass to WR Travis Benjamin in the end zone along the left sideline after Benjamin sped past S Darian Stewart…**vs. Miami (Sept. 17):** Posted a 110.6 passer rating, connecting on 31-of-39 passes (79.5 pct.) for 331 yards and a TD…Completed passes to seven different receivers…Marked the 52nd game of his career and first of the season to throw for 300-plus passing yards…His 79.5 completion percentage ranked ninth in his career at the time and was only his fourth game with a completion percentage above 79.0 when throwing 30-plus pass attempts…Hit Antonio Gates in the third quarter on a seven-yard seam route for Gates' 112th career TD reception, breaking a tie with TE Tony Gonzalez for the most receiving TDs by a TE in NFL history…The score marked the 85th thrown to Gates, which ranks as the most all-time by a QB-TE combination and tied with Steve Young and Jerry Rice

for No. 2 between any QB and receiver combination… Earlier in the game, completed a four-yard pass to Gates for Gates' 900th career reception…**vs. Kansas City (Sept. 24):** Completed 20-of-40 attempts (50.0 pct.) with three INTs (37.2 passer rating)…Tied a then-season-high by completing passes to seven different receivers…**vs. Philadelphia (Oct. 1):** Registered his 180th start (all consecutive), the most in team annals…Posted a 105.9 passer rating, the second of 105-plus on the season, on 22-of-38 passing (57.9 pct.) for 347 yards and two TDs…Completed passes to a season-high nine different receivers…The 347 passing yards were good for his 53rd career game with 300-plus yards…Opened the scoring for Los Angeles on the first play of the team's fourth drive by hitting WR Tyrell Williams in stride on a deep post-pattern for a 75-yard TD…It marked the fourth-longest pass of his career, with each of them going for scores…Tossed his second TD to bring the Chargers within two in the fourth quarter, hitting TE Hunter Henry on a four-yard score in the back of the end zone…The score was the 320th TD pass of his career…It marked his 106th game played with multiple TD passes…**at New York Giants (Oct. 8):** Posted his 50th game with three-plus TD passes, throwing for three TDs and 258 yards on 21-of-44 passing (47.7 pct.) with an INT (79.5 passer rating)…With an 11-yard pass to Antonio Gates, surpassed 47,000 career yards, the 11th player in league annals to do so…The play also moved him into 10th in career passing yards, passing Fran Tarkenton (47,003) and ending the game with 47,198…Hit Melvin Gordon for two passing TDs and Hunter Henry for another…Found Gordon early in the second quarter in the right flat for a six-yard score on second-and-goal…With less than a minute in the third quarter, threw a 25-yard strike to Henry in the left corner of the end zone over the top of three Giants defenders to give the Chargers the lead…Trailing by two with just over three minutes remaining, motioned Gordon next to him in the shotgun, hitting the RB in the right flat again for a 10-yard score on third-and-nine to take the lead for good…It was the 23rd fourth quarter comeback victory of his career and the first since an overtime victory over Atlanta (Oct. 23, 2016)…It also marked his first come-from-behind victory with three-plus TD passes since an overtime win against San Francisco (Dec. 20, 2014)…**at Oakland (Oct. 15):** Started at QB, his 182nd consecutive start and appeared on all 65 offensive snaps…Started a game-winning drive with just over four minutes remaining in the fourth quarter to register his 24th fourth quarter come-from-behind victory in his career…It marked the 10th time he has done so in the final two minutes…Finished with 268 passing yards and a TD on 25-of-36 passing (69.4 pct.) for a passer rating of 100.2, his third of 100-plus on the season…Completed a 15-yard third down pass to WR Mike Williams in the fourth quarter for Williams' first NFL catch…Later in the same drive, found Melvin Gordon on a screen pass for a six-yard TD to take a 14-10 lead with just over 10 minutes to play…Down 16-14, started the game-winning drive by lofting a pass over S Karl Joseph to Hunter Henry for a 34-yard gain…Found Henry two plays later for a 23-yard gain to the Oakland 33-yard line…Centered the ball with four seconds remaining on the Oakland 24-yard line to set up a 32-yard game-winning field goal by K Nick Novak…**vs. Denver (Oct. 22):** Started his 183rd straight game at QB, seeing action on all 58 offensive snaps…Registered the 100th win of his career, becoming the 15th player in league history and fifth active player to reach the century mark…Completed 15 passes out of 26 attempts (57.7 pct.) for 183 yards and two TDs (105.1 passer rating)…It marked the third game with a passer rating greater than 105 and fourth of the season over 100…Drew the Denver defense offsides for a free play in the second quarter, finding Keenan Allen on a corner-route for a 19-yard gain to the Denver one-yard line…On the next play, completed a swing-pass to RB Austin Ekeler in the left flat for a one-yard TD…In the fourth quarter, completed a 13-yard strike to Hunter Henry on third-and-11 to keep the drive alive…Found Travis Benjamin later in the fourth quarter on a slant-route that went for a 42-yard TD…**at New England (Oct. 29):** Started at QB, marking the 184th start for his career…Completed 17 passes of 30 attempts (56.7 pct.) for 212 yards and a TD with an INT (76.0 passer rating)…Found Travis Benjamin on a go-route down the right sideline in the fourth quarter for a 24-yard score to bring the Chargers within five points…Completed passes to eight different receivers…**at Jacksonville (Nov. 12):** Started the 185th game of his career at QB…Posted 21 completions on 37 attempts (56.8 pct.) for 235 yards and two TDs with an INT (82.6 passer rating)…Registered his fifth completion of the game in the second quarter to Mike Williams for a 20-yard gain on a post-route…It marked completion No. 3,989 for his career, passing Warren Moon (3,988) for the eighth-most in league annals…Found Austin Ekeler in the right flat twice for a pair of scores (28-yarder in second quarter and 22-yarder in third quarter)…**vs. Buffalo (Nov. 19):** Appeared in the 190th game of his career, registering his 186th-consecutive start at QB…Tied Jim Kelly with 101 career regular-season wins for 14th in NFL history…Threw for 251 yards and two TDs on 20-of-32 passing (62.5 pct.) for a 107.7 passer rating through three quarters before being removed with a substantial lead…**at Dallas (Nov. 23):** Named AFC Offensive Player of the Week and was voted by fans as the FedEx Air Player of the Week…Registered 434 yards and three TDs on 27-of-33 passing (81.8 pct.) for a 149.1 passer rating…Became the second road QB to throw for 400-plus yards at Dallas on Thanksgiving (Washington QB Kirk Cousins, 2016)…It marked the ninth game of his career with 400-plus yards, the 54th game with 300-plus yards and 51st game with three-plus TD passes…The 149.1 passer rating was the third-highest of his career and his highest since 2010…His 81.8 completion percentage ranked No. 8 in his career and fourth with at least 30 pass attempts…Threaded the ball to Hunter Henry early in the game, dropping it over the head of LB Justin Durant and in front of CB

Orlando Scandrick for a 17-yard completion…Opened the scoring in the third quarter with a three-yard TD pass to Henry after going through his progressions to find the TE posted up in front of S Byron Jones in the middle of the end zone…Later on, found Tyrell Williams on a go-route down the right sideline in the front of the end zone, floating the pass over the top of CB Anthony Brown for a 27-yard TD…Capped the offensive scoring in the fourth quarter by completing a 42-yard TD to Keenan Allen after the WR broke a couple of tackles and juked past two defenders…The win brought his career total to 102 regular-season wins, passing Jim Kelly (101) and tying Warren Moon for 13th in NFL history…**vs. Cleveland (Dec. 3):** Posted career regular-season win No. 103, breaking a tie with Warren Moon for sole possession of 13th in league annals…Brought his season total above 3,000 passing yards for the 12th-consecutive year and eclipsed 49,000 career passing yards with a 344-yard performance…Started at QB for the 188th-straight game, becoming the longest active starting streak…Totaled the 344 yards and a TD on 31-of-43 passing (72.1 pct.) for a 103.2 passer rating…It marked the 55th 300-yard game of his career…Appeared on all 70 offensive snaps…Extended a first quarter play by rolling to his right, giving Hunter Henry time to get on his feet after being knocked to the ground by a defender, before throwing a 12-yard completion to the tight end for a first down…Threw the 335th TD of his career, good for seventh all-time, to Keenan Allen in the third quarter on a third-and-goal on a seam-route…**vs. Washington (Dec. 10):** Completed 18-of-31 passes (58.1 pct.) for 319 yards and two TDs (114.9 passer rating) after starting at QB for the 189th time in his career…Played 57 snaps on offense…Passed Warren Moon (49,324) for ninth on the all-time passing list, finishing the game with 49,444 for his career…Found Hunter Henry open on a crossing-route in the back of the end zone in the first quarter for an eight-yard TD pass…Found Tyrell Williams in stride with separation from CB Josh Norman and S D.J. Swearinger for a 75-yard TD in the second quarter…Ran a flea flicker with Melvin Gordon in the third quarter, finding Keenan Allen on a go-route down the right sideline for a 51-yard gain to the Washington one-yard line…**at Kansas City (Dec. 16):** Started the 190th game of his career at QB, extending his consecutive start streak…Played all 64 snaps on offense…Completed 20 passes on 36 attempts (55.6 pct.) for 227 yards and a TD with three INTs (49.2 passer rating)…Threw a 10-yard TD pass to Antonio Gates in the third quarter for the 86th career TD between them, breaking a tie with Steve Young and Jerry Rice for second among TDs between a QB-receiver combo to trail only Peyton Manning and Marvin Harrison (112)…**at New York Jets (Dec. 24):** Extended his starting streak to 191 games, opening at QB and playing all 73 snaps on offense…Registered 22 completions on 40 attempts (55.0 pct.) for 290 yards and a TD (86.5 passer rating), passing Hall of Fame QB John Elway (4,123) for eighth on the all-time completions list…Surpassed 4,000 passing yards for the season, marking his ninth season eclipsing the 4,000-yard mark…Joined Peyton Manning (14), Drew Brees (12) and Tom Brady (nine) as the only four QBs in league annals to accomplish that feat…Fired a three-yard TD to Antonio Gates on a seam-route in the second quarter, marking his 87th to Gates…In the fourth quarter, lobbed a pass into a soft spot of the zone between three Jets defenders to find Keenan Allen on a deep out-route for a 20-yard gain on third-and-eight…**vs. Oakland (Dec. 31):** Named AFC Offensive Player of the Week and was voted by fans as the FedEx Air Player of the Week…Started at QB, marking his 192nd-consecutive start, playing 66 snaps…Completed 28 passes on 37 attempts (75.7 pct.) for 387 yards and three TDs (135.8 passer rating)…Added a five-yard scramble on third-and-four in the third quarter…Stepped up in the pocket to avoid pressure to find Tyrell Williams behind the defense for a 56-yard TD in the second quarter…To close out the first half, threw a six-yard TD to Keenan Allen on a fade-route in the back right corner of the end zone…Fired his third TD of the day to Travis Benjamin, going over the top on third-and-12 for a 62-yard score…In the fourth quarter, stood tall in the pocket, despite Oakland blitzing seven defenders, to find Allen open on an out-route for a 27-yard gain.

2016: Selected to his sixth Pro Bowl, replacing Pittsburgh QB Ben Roethlisberger after originally being named as an alternate…Voted by fans as the FedEx Air Player of the Week for his efforts in a Week 2 win against the Jaguars: 17-of-24 passing (70.8 pct.) for 220 yards and four TDs (138.9 passer rating)…Started all 16 games, passing for 4,386 yards and 33 TDs with 21 INTs on 249-of-578 passing (60.4 pct.) for an 87.9 passer rating…Posted six games of 300-plus passing yards and three games with three-plus TD passes…Posted a passer rating of 152.2 on game-opening drives, completing 43 passes on 54 attempts (79.6 pct.) for 629 yards and six TDs…**Awards:** Pro Bowl Selection (Sixth)…FedEx Air Player of the Week (Week 2)…**vs. Jacksonville (Sept. 18):** Voted by fans as the FedEx Air Player of the Week…Completed 17 passes on 24 attempts (70.8 pct.) for 220 yards and four TDs (138.9 passer rating)…Registered two of the TDs in the first half on 12-of-15 passing (80.0 pct.)…Posted TD passes of 44 and 45 yards in the third quarter, marking the first game since Sept. 14, 2008 (at Denver) with two TD passes of 44-plus yards…On third-and-five late in the third quarter, scrambled for 10 yards and a first down to help set up a 45-yard TD to WR Travis Benjamin…**vs. New Orleans (Oct. 2):** Completed his first nine attempts for 157 yards and two TDs to start the game…Posted 14 completions on 17 attempts (82.4 pct.) in the first half for 199 yards and two TDs (154.7 passer rating)…Saw his streak of 141 pass attempts without an INT to start the season end, marking the longest streak in franchise annals…**at Oakland (Oct. 9):** Tied a career high with four TD passes, bringing his career total to 292 to move past Hall of Fame QB Johnny Unitas (290) and Hall of Fame QB Warren Moon (291) for ninth on the all-

time passing TDs list…Passed for 359 yards to register his third-straight 300-yard game…Posted three completions of 50-plus yards, matching a career high (Oct. 25, 2009 at Kansas City)…With TE Hunter Henry (59 yards), Travis Benjamin (54 yards) and WR Tyrell Williams (50 yards) hauling in receptions of 50-plus yards, marked the first time since Oct. 20, 1968 (vs. Denver) with three Chargers receivers posting catches of at least 50 yards…Set the sixth-highest yards-per-attempt average of his career with 11.97…**at Atlanta (Oct. 23):** Led the team to overcome a 17-point deficit in the second half, including by seven points in the fourth quarter, to top the Falcons in overtime, 33-30, for his 22nd fourth quarter comeback victory in his career…The come-from-behind victory was his sixth when trailing by 17-plus points…Netted a season-high 371 yards for the 49th 300-yard game of his career…**at Denver (Oct. 30):** Appeared in the 172nd game of his career, tying CB Quentin Jammer for No. 8 in team annals…Raised his career pass attempts to 5,631 to pass Hall of Fame QB Dan Fouts (5,604) for the most in franchise history…**vs. Tennessee (Nov. 6):** Moved into sole possession of eighth in games played in Chargers history, appearing in his 173rd contest…Completed 16-of-20 passes (80.0 pct.) for 176 yards and two TDs (136.7 passer rating) in the first half to register a first half passer rating of 130-plus for the 26th time in his career…**vs. Miami (Nov. 13):** Threw three TD passes to bring his career total to 301 and Hall of Fame QB John Elway (300) for No. 8 on the all-time list…His 300th TD was hauled in by Hunter Henry for a seven-yard score on third-and-goal…Registered 326 passing yards to post his 50th 300-yard performance…**at Houston (Nov. 27):** Posted three TD passes for the second-straight game…Completed 13 passes of 16 attempts (81.3 pct.) in the first half for 148 yards and two TDs (144.8 passer rating)…Eclipsed 3,000 yards on the season in the first half, marking his 11th-straight 3,000-yard season to tie for the fourth-most in NFL history…**vs. Tampa Bay (Dec. 4):** With 225 passing yards, raised his career total to 44,800 to pass QB Drew Bledsoe (44,611) for No. 12 on the all-time passing yards list…Reached 25 passing TDs on the season for his ninth-straight season of 25-plus, the third-longest streak in league annals…**at Carolina (Dec. 11):** Appeared in his 174th-consecutive game, tying P Mike Scifres for the third-longest streak in Chargers history…Tied a career high (2010) with his 14th completion of 40-plus yards of the season…With 236 passing yards, eclipsed 45,000 for his career to reach 45,036…**vs. Oakland (Dec. 18):** Moved into sole possession of third in team history with his 175th-straight game played…Completed a 47-yard TD pass to Travis Benjamin, setting a career high with his 15th completion of 40-plus yards…**at Cleveland (Dec. 24):** Passed for 322 yards to post the 51st 300-yard performance of his career, tying Dan Fouts' franchise record…Increased his season total to 4,117 passing yards, reaching 4,000 yards for the eighth season of his career, good for No. 4 in league annals…With two TD passes, brought his season total to 31 to eclipse 30-plus TD passes for the fifth time, good for sixth in NFL history…Registered his 16th completion of the season of 40-plus yards on a 50-yarder to Travis Benjamin on the first play of scrimmage…**vs. Kansas City (Jan. 1):** Threw two TD passes to bring his season total to 33, marking the second-most in a single season in his career.

2015: Named Chargers Most Valuable Player for the seventh time…Voted by fans as the FedEx Air Player of the Week for his performance in a Week 1 win over the Lions: 34-of-41 passing (82.9 pct.) for 403 yards and two TDs with two INTs (103.6 passer rating)…Named AFC Offensive Player of the Week and was voted by fans as the FedEx Air Player of the Week for the second time following a Week 4 win over the Browns: 358 passing yards and three TDs on 23-of-38 passing (60.5 pct.) for a 118.1 passer rating…Won his third FedEx Air Player of the Week by a fan vote for a record-setting performance against the Packers in Week 6: Set team records in passing attempts (65), completions (43) and passing yards (503), completing 66.2 percent of his passes and throwing two TDs…Finished the year with a career-high 4,792 yards and 29 TDs on 437-of-661 passing (66.1 pct.) with 13 INTs (93.8 passer rating)…Passed Hall of Fame QB Dan Fouts (254) for the most TD passes in Chargers history, raising his career total to 314…**Awards:** Selected as a fourth-alternate for the Pro Bowl…Chargers Most Valuable Player…AFC Offensive Player of the Week (Week 4)…FedEx Air Player of the Week (Weeks 1, 4 and 6)…**vs. Detroit (Sept. 13):** Voted by fans as the FedEx Air Player of the Week…Posted 403 passing yards and two TDs with two INTs on 34-of-41 passing (82.9 pct.) for a 103.6 passer rating…Tied Dan Fouts' team record for career TD passes (254)…The 403 yards were the most ever by a Chargers QB in a season opener…Finished the game with 20-straight completions, totaling 229

yards and two TDs…At the time, the 82.9 completion percentage ranked fourth in his career and No. 8 in franchise annals…With the team trailing by one point to start the fourth quarter, the game marked his 21st career fourth quarter come-from-behind victory…Led the team to overcome a first half deficit of 18 points, the second-largest in franchise history…**at Cincinnati (Sept. 20):** Set the team record for career TD passes, breaking a tie with Dan Fouts with the first of his two TD passes on the day…Ended the game with his career total at 256…Moved past Fouts and Hall of Fame QB Sonny Jurgensen (255) into sole possession of 14th on the all-time passing TDs list…Completed his first two passes of the game before an incompletion, tying Hall of Fame QB Joe Montana (1987), QB Mark Brunell (2006), QB David Carr (2006) and QB Matt Ryan (2012) for the third-longest streak in league history of 22-straight completions dating back to the game against Detroit…Totaled 241 passing yards to pass QB Donovan McNabb (37,276) for 18th on the all-time passing yards list…**vs. Cleveland (Oct. 4):** Named AFC Offensive Player of the Week and was voted by fans as FedEx Air Player of the Week…Completed 23 passes on 38 attempts (60.5 pct.) for 358 yards and three TDs (118.1 passer rating)…Tied T Russ Washington's franchise record with his 148th-consecutive start…It marked the 40th three-TD game and 39th 300-yard game of his career…Drove the team 57 yards on eight plays over the final two minutes to set up a game-winning 34-yard field goal as time expired, marking his 25th game-winning drive in the fourth quarter or overtime…**vs. Pittsburgh (Oct. 12):** Started at QB on ESPN's *Monday Night Football*, passing Russ Washington for his team-record 149th-straight start…Completed 35 passes on 48 attempts (72.9 pct.) for 365 yards and two TDs with an INT (99.7 passer rating)…It marked his 40th 300-yard game…Raised his career total to 38,269 passing yards, eclipsing QB Boomer Esiason (37,920) and QB Dave Krieg (38,147) for No. 17 on the all-time list…The two TD passes raised his career total to 262, passing Krieg (261) for 13th in league history…**at Green Bay (Oct. 18):** Voted by fans as the FedEx Air Player of the Week after making his 150th consecutive start and setting franchise records for attempts (65), completions (43) and yards (503)…It marked the first 500-yard performance in team history and the 17th in league annals…It was the 41st 300-yard game and the eighth 400-plus passing yard performance of his career, extending his team record…Became just the fourth QB in league history to start 150 straight contests…**vs. Oakland (Oct. 25):** Totaled 336 yards and three TDs with two INTs on 38-of-58 passing (65.5 pct.) for a passer rating of 83.7…Tied Dan Fouts' team record with his fourth-straight 300-yard performance…It marked the 42nd game of his career with 300-plus yards and his 41st three-TD game…**at Baltimore (Nov. 1):** With 301 passing yards and three TDs, extended his marks to 43 career games with 300-plus yards and 42 career games with three-plus TD passes…It marked his fifth-straight 300-yard game, breaking a team record set by Dan Fouts…Posted a season-high 126.1 passer rating on 28-of-37 passing (75.7 pct.)…Fired a 70-yard TD pass to WR Malcom Floyd in the third quarter for the third-longest pass of his career…**vs. Chicago (Nov. 9):** Eclipsed 3,000 passing yards on the season, marking his 10th-straight year with 3,000-plus passing yards…**vs. Kansas City (Nov. 22):** Passed Dan Fouts (3,297) for the franchise record for career completions…**at Jacksonville (Nov. 29):** Tied a career-high with four TD passes to raise career total to 275 and move past Joe Montana (273) and into tie with QB Vinny Testaverde for 11th all-time…The game marked the 43rd game of his career with three-plus TD passes and his seventh four-TD performance…Totaled 300 passing yards for his 44th career 300-yard game and brought his career total to 40,166, becoming the 17th player in league annals to eclipse 40,000 career yards…Reached the threshold in 159 career games, the fourth-fastest in NFL history…**at Kansas City (Dec. 13):** With 263 yards, moved to 15th on the NFL's all-time passing yards list with 40,631 in his career, passing Joe Montana (40,551)…**vs. Miami (Dec. 20):** Fired three TD passes to RB Danny Woodhead, bringing his season total to 26 to mark his eighth-straight 25-TD campaign…Joined QB Peyton Manning (13, 1998-2010) and QB Drew Brees (10, 2006-15) as the only passers in history to throw 25-plus TDs in eight-straight seasons…With 311 yards against the Dolphins, brought his career total to 40,942 to pass QB Kerry Collins (40,922) for 14th in NFL history…It marked his eighth 300-yard performance of the year, tying Dan Fouts (1980) for the most in a season in team history…Raised his season total to 4,287 passing yards, his seventh 4,000-yard season to trail just Peyton Manning (14), Brees (10) and QB Tom Brady (eight) for the most in NFL history…**at Oakland (Dec. 24):** Eclipsed 4,500 passing yards on the year for a team-record third time…**at Denver (Jan. 3):** Passed for 228 yards to finish the season with 4,792 yards, good for No. 2 in team history and just 10 yards shy of setting the franchise record.

2014: Named Chargers Most Valuable Player for the sixth time…Recognized as AFC Offensive Player of the Month in September…Threw for 1,155 yards and nine TDs with an INT on 96-of-137 passing (70.1 pct.) for a 114.5 passer rating in the season's opening month…Voted by fans as the FedEx Air Player of the Week for his performance in a Week 2 win over the Seahawks: 28-of-37 passing (75.7 pct.) for 284 yards and three TDS (124.2 passer rating)…Earned his second FedEx Air Player of the Week award via fan vote following a Week 4 win over the Jaguars: 377 passing yards and three TDs on 29-of-39 passing (74.4 pct.) for a 130.0 passer rating…Named AFC Offensive Player of the Week for his performance in a Week 16 come-from-behind victory over the 49ers: 33-of-54 passing (61.1 pct.) for 356 yards and four TDs with three INTs (82.0 passer rating)…Was voted by fans as the FedEx Air Player of the Week…Started all 16 games, completing a franchise-record 379 passes on 570 attempts (66.5 pct.) for 4,286 yards and 31 TDs with 18 INTs (93.8

passer rating)…Ranked sixth in the league with a 105.4 passer rating on third down…Recorded an NFL-record, five-straight games with a passer rating of 120 or higher, beating the previous mark of four games held by Hall of Fame QBs Johnny Unitas (1965) and Kurt Warner (2009)…**Awards:** Selected as a second-alternate for the Pro Bowl…Chargers Most Valuable Player…AFC Offensive Player of the Month (September)…AFC Offensive Player of the Week (Week 16)…FedEx Air Player of the Week (Weeks 2, 4 and 16)…Monday Morning Quarterback Offensive Player of the Week (Week 16)…**vs. Seattle (Sept. 14):** Voted by fans as the FedEx Air Player of the Week…Completed 28 passes on 37 attempts (75.7 pct.) for 284 yards and three TDs (124.2 passer rating)…Fired all three TD passes to TE Antonio Gates…Posted a career-high 11 rushes…**at Buffalo (Sept. 21):** Threw two TD passes to tie his own team record of 23-straight games with a TD pass…Completed 18 passes on 25 attempts (72.0 pct.) for 256 yards (131.4 passer rating)…**vs. Jacksonville (Sept. 28):** Voted as the FedEx Air Player of the Week by fans…Fired three TD passes and 377 yards on 29-of-39 passing (74.4 pct.) for a 130.0 passer rating…Set a team record with his 24th-straight game with a TD pass…Registered his third game in a row with a passer rating above 120, tying the longest stretch of his career (2008 and '11)…Completed better than 72 percent of his passes for the third-straight game…With TDs of 43 yards and 47 yards to WR Eddie Royal and one of 24 yards to WR Malcom Floyd, registered the first game of his career with three TD passes of 24-plus yards…**vs. New York Jets (Oct. 5):** Completed 20 passes on 28 attempts (71.4 pct.) for 288 yards and three TDs with an INT (125.3 passer rating)…Tied the longest streak of his career with his fourth-straight game completing better than 70 percent of his passes…Set an NFL record with his fourth-straight game with a passer rating above 120 (min. 20 attempts)…Saw his streak of 128-straight passes without a pick end with an INT in the second quarter…Extended his team-record streak of consecutive games with a TD pass to 25…His third TD of the game was the 233rd of his career to pass Hall of Fame QB Steve Young (232) for 23rd on the all-time list…**at Oakland (Oct. 12):** Threw for 313 yards and three TD passes (123.8 passer rating), marking his fifth-straight multi-TD game to tie the best stretch of his career…Extended his NFL-record streak of games with a passer rating over 120 to five (min. 20 attempts)…Brought his career total to 236 TDs, passing QB Donavon McNabb (234) and tying Hall of Fame QB George Blanda (236) for 21st in NFL history…**vs. Kansas City (Oct. 19):** Completed 17 passes on 31 attempts (54.8 pct.) for 205 yards and two TDs with an INT (83.4 passer rating)…Passed George Blanda (236) and Hall of Fame QB Jim Kelly (237) for 20th in league annals, finishing the game with 238 career TD passes…It marked his sixth consecutive multi-TD game, tying Hall of Fame QB Dan Fouts (1981) for the most in Chargers history…Saw his NFL-record streak of five straight games with a passer rating over 120 (min. 20 attempts) come to an end…Raised his career total to 34,330 passing yards to pass QB Steve DeBerg (34,241) for 25th on the all-time list…**at Denver (Oct. 23):** Set the franchise record with his seventh-straight multi-TD game, throwing for three TDs…It extended his team record of games with a TD pass to 28 games…Moved past Hall of Fame QB Len Dawson (239) to raise his career total to 241 TD passes for 19th in league annals…With 30 completions, brought his career total to 2,831 to pass Johnny Unitas (2,830) for 25th on the all-time list…**at Miami (Nov. 2):** Saw his team-record streaks of 28-straight games with a TD pass and seven-straight multi-TD games come to an end…It marked his first game without a TD pass since Dec. 2, 2012 vs. Cincinnati…Passed QB Jim Hart (34,665) and QB Matt Hasselbeck (34,667) to place 23rd on the NFL's all-time passing list…**vs. Oakland (Nov. 16):** Moved past QB Jim Everett (34,837) for 22nd on the all-time yardage list…**vs. St. Louis (Nov. 23):** Posted a season-high completion percentage of 82.9 on 29-of-35 passing…In the second half, completed 14 passes on 15 attempts (93.3 pct.) for 185 yards a TD, including seven-of-seven for 92 yards in the third quarter…Eclipsed 35,000 passing yards for his career…**at Baltimore (Nov. 30):** Threw for 383 yards and a TD with an INT on 34-of-45 passing (75.6 pct.)…Led the team back from two 10-point deficits in the fourth quarter to a 34-33 win…Led the final, game-winning 80-yard drive with less than two minutes remaining, capping off the drive with a one-yard TD pass to Eddie Royal to register the 19th fourth quarter come-from-behind victory in his career…Started in his 140th-straight game, tying T Walt Sweeney for the second-longest streak in Chargers history…Brought his career passing yardage to 35,587 to move to 20th all-time, passing QB Carson Palmer and Jim Kelly…Raised his career TD pass total to 246 to pass QB John Hadl (244) for 18th in league history…Completed all eight passes on third down for 156 yards…**vs. Denver (Dec. 14):** Threw career TD pass No. 248 to pass QB Boomer Esiason (247) for 17th on the all-time list…**at San Francisco (Dec. 20):** Named AFC Offensive Player of the Week and voted by fans as FedEx Air Player of the Week…Registered the 20th fourth quarter comeback win of his career…Brought the team back from two 21-point deficits, tying for the highest in franchise history (Nov. 12, 2006), including a 35-21 deficit in the fourth quarter…Tied his career high with four TD passes, including three in the second half…Led TD drives of 85 and 80 yards in the final nine minutes, with the latter culminating in a game-tying, 11-yard TD pass to Malcom Floyd with 29 seconds remaining…Completed a pair of passes on fourth down during the game-tying drive…Eclipsed 3,000 career completions on the game-tying drive…Led the team on a nine-play, 40-yard game-winning drive in overtime…Set a career high with 54 passes…Raised his career total to 252 passing TDs, becoming the 17th QB in NFL history with 250 and passed QB Drew Bledsoe (251) for 16th on the all-time list…**at Kansas City (Dec. 28):** Threw for 291 yards with two INTs on 20-of-34 passing (58.8 pct.) for a 62.3 passer

rating…Eclipsed 4,000 yards for the sixth time in his career, extending his franchise record…It tied Hall of Fame QBs Dan Marino and Brett Favre for the sixth-most 4,000-yard seasons in league annals.

2013: Selected to his fifth Pro Bowl…Named Comeback Player of the Year by *The Associated Press* and the *Professional Football Writers of America*…Recognized as Chargers Most Valuable Player…Earned AFC Offensive Player of the Week for his efforts in a Week 2 win over the Eagles: 36-of-47 passing (76.6 pct.) for 419 yards and three TDs (124.3 passer rating)…His performance in a Week 4 victory over Dallas resulted in him being named AFC Offensive Player of the Week: 401 passing yards and three TDs with an INT on 35-of-42 passing (85.3 pct.) for a 120.3 passer rating…Voted by fans as the FedEx Air Player of the Week in a Week 12 victory at Kansas City: 27 completions on 39 attempts (69.2 pct.) for 392 yards and three TDs (127.3 passer rating)…Passed for 4,478 yards and 32 TDs with 11 INTs while completing a team-record 69.5 percent of his passes (378-of-544) for a 105.5 passer rating…Topped 300 yards five times and eclipsed 400 yards in three contests…Registered a passer rating of 100 or more in eight games, including six with at least a 120.0 rating…Fired three-plus TDs in six games, including one where he threw four TDs…Registered four fourth quarter come-from-behind victories…Joined Hall of Fame QB Brett Favre (2009) and QB Drew Brees (2011) as the only players in NFL history to complete 20 passes and 80 percent of their pass attempts three times in a single season…Started both playoff contests, finishing 30-of-43 passing (69.8 pct.) for 345 yards and three TDs (116.9 passer rating)…**Awards:** Pro Bowl Selection (Fifth)…*The Associated Press* Comeback Player of the Year…*Professional Football Writers of America* Comeback Player of the Year…Chargers Most Valuable Player…AFC Offensive Player of the Week (Weeks 2 and 4)…FedEx Air Player of the Week (Week 12)…Monday Morning Quarterback Offensive Player of the Week (Week 4)…**vs. Houston (Sept. 9):** Threw three TD passes in the first half, marking the fourth game of his career with three TDs in the first half…It was his second game against the Texans with three TD passes in the first half (Oct. 28, 2007 at Houston)…Finished the contest with four TD passes for his fifth four-TD performance and his second against the Texans (Nov. 7, 2010 at Houston)…**at Philadelphia (Sept. 15):** Named AFC Offensive Player of the Week…Led the Chargers to the 400th win in franchise history…Completed 76.6 percent of his passes (36-of-47) for 419 yards and three TDs (124.3 passer rating)…It marked his fourth-career 400-yard game…Led a late fourth quarter nine-play, game-winning drive in under two minutes to set up K Nick Novak for a game-winning 46-yard field goal…The three TD passes were to WR Eddie Royal…Completed his first 10 passes…**at Tennessee (Sept. 22):** Completed 20 passes on 24 attempts (83.3 pct.) for the second-highest single-game completion percentage of his career at the time…**vs. Dallas (Sept. 29):** Named AFC Offensive Player of the Week…Threw for 401 yards and three TDs with an INT on 35-of-42 passing (83.3 pct.) for a 120.3 passer rating…It marked the second 400-yard game of his career…His 83.3 completion percentage was the highest in NFL history in a 400-yard passing game…Became the first QB in league annals to post a completion percentage above 80 in back-to-back games (min. 20 attempts)…The three TDs brought his career total to 200, becoming the 34th player to reach that mark and the sixth-fastest (120 games) to eclipse 200 TD passes…His third TD of the day (and 200th of his career) was a 56-yard strike to TE Antonio Gates in the fourth quarter…Gates was also on the receiving end of his 100th TD pass against the Cowboys on Dec. 13, 2009…Completed all 12 passes in the third quarter…**at Oakland (Oct. 6):** Threw for 411 yards, his team-record third 400-yard game of the season and his second in as many weeks…Became the first QB in team history with back-to-back 400-yard games…It marked the sixth game of his career with 400-plus passing yards, tying Hall of Fame QB Dan Fouts for the most in Chargers history…Threw two TD passes to reach 202 for his career to pass QB John Hadl (201) for the second-most in team history…**at Jacksonville (Oct. 20):** Completed 22 passes on 26 attempts (84.6 pct.) for 285 yards and a TD (125.2 passer rating)…Completed his first 14 pass attempts, the most in his career to open a game…His 84.6 completion percentage was the second-highest of his career and the third game of the season with a completion percentage above 80…Eclipsed 30,000 career passing yards to become the fifth-fastest player in NFL history to reach that mark (123 games)…**at Kansas City (Nov. 24):** Voted by fans as the FedEx Air Player of the Week…Threw for 392 yards and three TDs on 27-of-39 passing (69.2 pct.) for a 127.3 passer rating…Fired a 26-yard game-winning TD to WR Seyi Ajirotutu with 24 seconds remaining…It marked his fourth game of the season with 390-plus yards, tying for the most in a season in league annals…Also threw a season-long 60-yard TD to TE Ladarius Green in the fourth quarter…Led the team to 31 points in the second half, including 17 in the fourth quarter…**vs. Cincinnati (Dec. 1):** With 252 passing yards, raised his season total to 3,633 to reach a team-record, sixth-straight season with 3,500-plus yards…**vs. New York Giants (Dec. 8):** Recorded a season-high 137.4 passer rating and 249 yards with three TDs on 21-of-28 passing (75.0 pct.)…Brought his season TD pass total to 26 to register his sixth-straight season with 25-plus TD passes…**at Denver (Dec. 12):** Tossed two TDs and 166 yards on 12-of-20 passing (60.0 pct.) for a 120.0 passer rating…Raised his season passing yardage total beyond 4,000 for his team-record fifth 4,000-yard campaign…**vs. Oakland (Dec. 22):** Threw for 201 yards and a TD with an INT on 19-of-29 passing (65.5 pct.) for an 82.7 passer rating…It marked his 19th-straight game with a TD pass, tying John Hadl (1966-67) for the third-longest streak in team history…**vs. Kansas City (Dec. 29):** Led the Chargers to overcome a 10-point deficit in the fourth quarter and orchestrated a 16-play, 62-yard drive in overtime

for a game-winning 36-yard field goal by Nick Novak…Raised his season total to 30 TDs for his third 30-TD season…It marked his 20th-straight game with a TD pass, tying Dan Fouts (1979-80) for the second-longest streak in Chargers history…**at Cincinnati (AFC Wild Card, Jan. 5):** Completed 12 passes on 16 attempts (75.0 pct.) for 128 yards and a TD (118.8 passer rating)…**at Denver (AFC Divisional, Jan. 12):** Threw for 217 yards and two TDs on 18-of-27 passing (66.7 pct.) for a 115.8 passer rating.

2012: Threw for 3,606 yards and 26 TDs with 15 INTs while completing 64.1 percent of his passes (88.6 passer rating)…Became the seventh-fastest player in history to surpass 25,000 career passing yards…**at Kansas City (Sept. 30):** Made his 100th-career start (all consecutive)…Reached 2,000 career completions with his first of the game…Eclipsed 25,000 career passing yards against the Chiefs (104th career game) to become the seventh-fastest player to reach that mark…**at New Orleans (Oct. 7):** Threw for a season-high 354 yards…**vs. Kansas City (Nov. 1):** Completed a team-record 90.0 percent of his passes (18-of-20)…Became the sixth QB in league annals to complete at least 90 percent in a single game (min. 20 attempts)…Completed his first 13 passes of the game, with the first incompletion coming on a throwaway out of the back of the end zone…**at Tampa Bay (Nov. 11):** Threw for a then-career-high 148 yards in the first quarter…Ended the first half with 218 yards and three TDs on 16-of-18 passing (88.9 pct.) for a 156.7 passer rating…**vs. Baltimore (Nov. 25):** Threw for 228 yards to raise his career total to 27,105, passing QB John Hadl (26,938) for No. 2 in team annals…**vs. Oakland (Dec. 30):** Recorded a season-high passer rating of 142.0 with two TDs.

2011: Selected to his fourth Pro Bowl…Named Chargers Most Valuable Player…Started all 16 games, completing 366-of-582 passes (62.9 pct.)…Threw for 4,624 yards and 27 TDs with 20 INTs (88.7 passer rating)…Posted the 13th fourth quarter comeback win of his career…**Awards:** Pro Bowl Selection (Fourth)…Chargers Most Valuable Player…Chargers Walter Payton Man of the Year Nominee and Walter Payton Man of the Year Finalist…**vs. Minnesota (Sept. 11):** Posted 335 passing yards for the most in a season-opening contest in his career…Recorded the 13th fourth quarter comeback win of his career with a 19-yard TD pass with five minutes remaining…**at New England (Sept. 18):** Eclipsed 20,000 career passing yards…**at Denver (Oct. 9):** Posted a two-yard TD run, the third rushing TD of his career…**vs. Green Bay (Nov. 6):** Tied a then-career-high with four TD passes and recorded 385 passing yards, which was good for the fourth-best of his career at the time…Threw three INTs against the Packers to end an NFL-record streak of 90 games to start a career without a three-INT performance…The previous mark of 57 was held by Hall of Fame QB Joe Montana…**at Chicago (Nov. 20):** Fired two TD passes to bring his career total to 151…Eclipsed 3,000 passing yards on the season for his sixth-straight 3,000-yard season…**at Jacksonville (Dec. 5):** Recorded a season-high 146.1 passer rating on ESPN's *Monday Night Football*…Threw a 52-yard TD pass to WR Malcom Floyd…Ended the game with 1,842 career completions, passing QB John Hadl (1,824) for the second-most in team history…**vs. Baltimore (Dec. 18):** Went over 4,000 yards for a team-record, fourth-straight season on NBC's *Sunday Night Football*…**at Detroit (Dec. 24):** Threw an INT late in the fourth quarter that ended a career-best streak of 170 passes without a pick, the second-longest stretch in Chargers history.

2010: Selected to his third Pro Bowl, replacing New England QB Tom Brady as the AFC's starter after initially being named as a reserve…Recognized as Chargers Most Valuable Player…Named AFC Offensive Player of the Month of October…During the month, completed 125 passes on 185 attempts (67.6 pct.) for 1,562 yards and eight TDs with three INTs (101.2 passer rating)…His 1,562 passing yards were an NFL record for the month of October…Finished the season with a then-career-high 4,710 yards and 30 TDs with 13 INTs while completing 66.0 percent of his passes (101.8 passer rating)…It capped a three-year stretch where he posted a passer rating above 100 in each season, joining Hall of Fame QB Steve Young and QB Peyton Manning as the only passers to do so in three consecutive years…His 4,710 passing yards led the league and were the 10th-most yards in a single season at the time…Became the first QB in team history with 25-plus TDs in three-consecutive seasons, including a team-record stretch of 23-straight games with a TD pass…Recorded back-to-back four-TD games, joining Hall of Fame QB Dan Fouts (1985) and QB Drew Brees (2004) as the only Chargers QBs to do so…Posted six 300-yard performances, including a then-team-record 455 yards against Seattle…Tied Fouts with his third 4,000-yard season for the most in Chargers history…Recorded his 11th career fourth quarter comeback win…Threw for 2,649 yards in the first eight games, an NFL record for the first half of a season, topping Fouts' mark of 2,580 yards…**Awards:** Pro Bowl Selection (Third)…Chargers Most Valuable Player…*USA Today's* Chargers MVP…NFL Alumni Association Quarterback of the Year…AFC Offensive Player of the Month (October)…**vs. Jacksonville (Sept. 19):** Threw for 334 yards for his 16th 300-yard performance of his career, tying QB John Hadl for second in team history…**at Seattle (Sept. 26):** Threw for a then-team-record 455 yards and two TDs with two INTs (80.3 passer rating)…Completed 29 passes on a then-career-high 53 attempts (54.7 pct.)…Increased his career passing yards to 16,279 to pass QB Stan Humphries (16,085) for third in team history…**vs. Arizona (Oct. 3):** Posted a 148.1 passer rating, marking the second-highest of his career at the time…**at Oakland (Oct. 10):** Recorded the second 400-yard passing game of his career…His 431 yards were good for the ninth-most in team history at the time, including a career-high 290 in the first half…It marked the 17th 300-yard performance

of his career…**at St. Louis (Oct. 17):** Completed 22 passes to move past Stan Humphries (1,335) for third in team history…**vs. Tennessee (Oct. 31):** Threw for 305 yards to raise season total to 2,649, the most in NFL history in a player's first eight games to start the season, breaking the record of 2,580 by Dan Fouts (1982)…**at Houston (Nov. 7):** Tied a career high with his second four-TD game…His 137.2 passer rating a season high on the road…The performance put his career passer rating at 96.9, topping Steve Young (96.8) as the best in league history at the time…**vs. Denver (Nov. 22):** Posted his second-straight four-TD game to become the third QB in team history with consecutive four-TD performances, joining Drew Brees (2004) and Dan Fouts (1985)…**at Indianapolis (Nov. 28):** Completed a then-career-high 82.6 percent of his passes and saw his 23-game streak with a TD pass come to an end, which was a team record and the longest active streak in the NFL at the time…**vs. Kansas City (Dec. 12):** Fired his 25th TD pass on the season, becoming the first Chargers QB with 25-plus TDs in three-straight seasons…It marked TD pass No. 88 since 2008, the most in a three-year stretch in team history (Dan Fouts had 87 from 1979-81)…24 passing attempts moved him past Stan Humphries (2,350) for third in team annals…**vs. San Francisco (Dec. 16):** Eclipsed 4,000 passing yards on the season for the third-straight year, tying a team record held by Dan Fouts (1979-81)…Recorded his 1,500th career completion.

2009: Selected to his second Pro Bowl, but did not participate and was replaced by Tennessee QB Vince Young…Recognized as Chargers Most Valuable Player…Named AFC Offensive Player of the Month for December…Completed 93 passes on 137 attempts (67.9 pct.) for 1,316 yards and nine TDs with three INTs (111.5 passer rating) in the season's final month…Finished the season with 4,254 yards and 28 TDs with nine INTs on 317-of-486 passing (65.2 pct.) for a 104.4 passer rating…Topped a passer rating of 100 eight times, including six of the final eight weeks…Started all 16 games for the third-straight year…Threw for 300-plus yards five times to bring his career total to 14, including the first 400-yard performance of his career…Fired three TDs in four games, raising his career total to 15…Completed the ninth and 10th regular-season fourth quarter come-from-behind victories of his career…Eclipsed 100 career TD passes in his 65th career game, the eighth-fastest in league history at the time…Finished the season with 105 TDs and 44 INTs in his career, the best TD-INT ratio by a QB through his first four years as a starter…Started the team's playoff game, completing 67.5 percent of his passes and throwing for 298 yards and a TD with two INTs (76.9 passer rating)…**Awards:** Pro Bowl Selection (Second)…Chargers Most Valuable Player…*Dallas Morning News* Most Valuable Player…AFC Defensive Player of the Month (December)…**at Oakland (Sept. 14):** Notched his first fourth quarter comeback win of the season, leading the team on an 89-yard game-winning TD drive in nine plays…Completed six-of-seven passes for 79 yards on the drive, posting a fourth quarter passer rating of 144.4…**vs. Baltimore (Sept. 20):** Threw for a then-career-high 436 yards and two TDs with two INTs while completing 25 passes on 45 attempts (55.6 pct.) for an 85.0 passer rating, tying Hall of Fame QB Dan Fouts for the third-highest single-game passing yardage in team history at the time…Completed a career-long 80-yard TD in the first quarter to RB Darren Sproles…It marked the ninth-longest pass play in team history…**at Kansas City (Oct. 25):** Registered his second three-TD game of the season, marking his 88th career TD pass to move to third in Chargers history…Recorded a 107.9 passer rating, his first above 100 on the season…Fired a 58-yard TD to Darren Sproles…**vs. Oakland (Nov. 1):** Saw his streak of 143-straight passes, which stretched over four games, without an INT come to an end…**at New York Giants (Nov. 8):** With an 18-yard game-winning TD pass to WR Vincent Jackson with 21 seconds remaining, recorded his second fourth quarter come-from-behind victory on the year…It was his third three-TD performance of the year…**vs. Philadelphia (Nov. 15):** Completed a then-career-high 80.0 percent of his passes for 231 yards and two TDs (131.8 passer rating)…**at Cleveland (Dec. 6):** Threw for 373 yards and two TDs on 18-of-25 passing (72.0 pct.) for a season-high 140.8 passer rating…Fired his 100th career TD pass on a 14-yarder to TE Antonio Gates, tying as the eighth-fastest player (65 games) to 100 TD passes…It marked his second-straight game with 300-plus yards…Also marked his fourth-straight game with a passer rating over 100, and his third in the past four games with a passer rating to eclipse 130…**vs. Cincinnati (Dec. 20):** Led a 46-yard drive that resulted in a 52-yard game-winning field goal by K Nate Kaeding…**at Tennessee (Dec. 25):** Eclipsed 4,000 passing yards on the season, helping clinch the No. 2 seed in the AFC playoffs…Registered a 132.1 passer rating, his fourth of 130-plus on the season…**vs. New York Jets (AFC**

Divisional, Jan. 17): Completed 27 passes on 40 attempts (67.5 pct.) for 298 yards and a TD with two INTs (76.9 passer rating).

2008: Recognized as Chargers Co-Most Valuable Player…Named Chargers Offensive Player of the Year…Named AFC Offensive Player of the Month for December…Posted 1,054 passing yards and 11 TDs with just one INT while completing 66.1 percent of his passes (120.3 passer rating) in the season's final month…Voted by fans as the FedEx Air Player of the Week in a Week 3 *Monday Night Football* win over the Jets: Threw for 250 yards and three TDs while completing 76.0 percent of his passes (130.0 passer rating)…Voted by fans as the FedEx Air Player of the Week for the second time following a Week 6 win over the Patriots on NBC's *Sunday Night Football*: Registered a season-high 141.9 passer rating while throwing for 306 yards and three TDs…Named AFC Offensive Player of the Week for his performance in a Week 15 victory over the Chiefs: Completed 70.8 percent of his passes for 346 yards and two TDs with an INT (96.4 passer rating)…Started all 16 games at QB, throwing for 4,009 yards and a team-record 34 TDs with 11 INTs while completing 65.3 percent of his passes (team-record and league-high 105.5 passer rating)…Set career highs in passing TDs and passer rating (min. 100 attempts)…It marked the first time he eclipsed 4,000 yards or 30 TDs in a single season…Threw for 300-plus yards five times, increasing his career total to nine…Brought his career total to 11 three-plus TD performances with seven such games in 2008, including the first four-TD game of his career…Started the season with three-straight games with three TD passes…Threw at least one TD in each of the first nine games of the season…Totaled three regular-season fourth quarter comeback victories…Finished the year with the No. 2 passer rating on third down (110.7) and in the fourth quarter (111.7)…Started both playoff contests, completing 41 passes on 71 attempts (57.7 pct.) for 525 yards and three TDs with two INTs (83.4 passer rating)…Registered his second three-TD performance in the postseason and his first 300-yard game in the playoffs…Led the team back for a fourth quarter come-from-behind win in the playoffs…**Awards:** Selected as a first-alternate for the Pro Bowl…Chargers Co-Most Valuable Player…Chargers Offensive Player of the Year…AFC Offensive Player of the Month (December)…Chargers Alumni Offensive Player of the Month (September)…AFC Offensive Player of the Week (Week 15)…FedEx Air Player of the Week (Weeks 3 and 6)…*Sports Illustrated* Offensive Player of the Week (Week 15)…**at Denver (Sept. 14):** Threw for a then-career-high 377 passing yards and three TDs with an INT while completing 21 passes on 33 attempts (63.6 pct.) for a 120.4 passer rating…It marked his first 300-yard performance of the season and second three-TD game…**vs. New York Jets (Sept. 22):** Voted by fans as the FedEx Air Player of the Week…Bounced back from an early INT to complete 19 of his next 24 passes (79.2 pct.) for 250 yards and three TDs…Marked his third-straight three-TD game…**vs. New England (Oct. 12):** Voted by fans as the FedEx Air Player of the Week…Posted a season-high passer rating of 141.9…Completed 18 passes on 27 attempts (66.7 pct.) for 306 yards and three TDs…It was his fourth three-TD game of the year and second 300-yard performance…It marked his first 300-yard game at home of his career…**vs. Kansas City (Nov. 9):** Threw two second-half TD passes to lead the team to a fourth quarter come-from-behind victory…Finished with 316 yards and two TDs with two INTs on 27-of-36 passing (75.0 pct.) for a 96.5 passer rating…It marked the first back-to-back 300-yard performances by a Charger since QB John Friesz in 1991…Led the game-winning 14-play, 94-yard drive while completing all eight passes for 75 yards…**at Pittsburgh (Nov. 16):** Saw his streak of 16-straight games with a TD come to an end…It tied QB John Hadl for the third-longest streak in team history…**at Kansas City (Dec. 14):** Named AFC Offensive Player the Week…Rallied the team from an 11-point deficit with just under five minutes remaining in the fourth quarter, completing 19-of-25 passes (76.0 pct.) for 199 yards and two TDs while directing TD drives of 89 and 61 yards…Threw the 10-yard game-winning TD pass to WR Vincent Jackson with just over 30 seconds remaining…**at Tampa Bay (Dec. 21):** Threw a then-career-high four TD passes…It marked his first four-TD performance…Threw two TD passes in the fourth quarter to overcome a four-point deficit…**vs. Indianapolis (AFC Wild Card, Jan. 3):** Brought the team back from a three-point fourth quarter deficit…Directed a game-tying field goal drive late in the fourth quarter to force overtime…In overtime, conducted a game-winning TD drive on the first series.

2007: Named Chargers Co-Most Inspirational Player…Named AFC Offensive Player of the Week for his efforts in a Week 5 win against the Broncos: 13-of-18 passing (72.2 pct.) for 270 yards and two TDs (151.4 passer rating), marking the highest passer rating of his career…Voted by fans as FedEx Air Player of the Week…Threw for 3,152 yards and 21 TDs with 15 INTs on 277-of-460 passing (60.2 pct.) for an 82.4 passer rating…Posted three performances of three-plus TD passes…Registered two games with 300-plus passing yards…Led the team to a fourth quarter comeback victory, bringing his career total to five…In his second-straight postseason, completed 52 passes on 86 attempts (60.5 pct.) for 767 yards and four TDs with four INTs (85.8 passer rating)…Gutted through a knee injury, starting and playing the entire AFC Championship with a torn ACL in his right knee…**Awards:** Chargers Co-Most Inspirational Player…AFC Offensive Player of the Week (Week 5)…FedEx Air Player of the Week (Week 5)…**at Green Bay (Sept. 23):** Completed his first 15 pass attempts, tying a team record set by Hall of Fame QB Dan Fouts…With three TD passes and 306 passing yards, posted his second career three-TD performance and third career 300-yard effort…**at Denver (Oct. 7):** Named AFC Offensive Player of the Week and was voted by fans as the FedEx Air Player of the Week…Set a career high with a passer

rating of 151.4…Completed 13 passes on 18 attempts (72.2 pct.) for 270 yards and a TD…Added a two-yard rushing TD for his first-career score on the ground…Completed all eight passes in the third quarter for 160 yards and two TDs (158.3 passer rating)…**vs. Houston (Oct. 28):** Registered his second three-TD performance of the season, raising his career total to three games…**vs. Baltimore (Nov. 25):** Recorded the fourth three-TD game of his career…**at Tennessee (Dec. 9):** Suffered a knee injury in the second quarter, but returned in the second half to throw two TD passes in the fourth quarter, leading the team to a come-from-behind victory in overtime…It was the fifth fourth quarter comeback win of his career…Capped off an 80-yard game-tying drive with a two-yard TD to TE Antonio Gates with just nine seconds remaining…**vs. Tennessee (AFC Wild Card, Jan. 6):** With 292 yards and a TD with an INT, led the team to 17-6 win to give the Chargers their first postseason victory in 13 years…Hit WR Vincent Jackson for a 25-yard score in the third quarter for the team's first lead of the game…Completed nine passes on 10 attempts (90.0 pct.) for 137 yards and a TD (152.1 passer rating) in the third quarter…**at Indianapolis (AFC Divisional, Jan. 13):** Suffered a knee injury on the final play of the third quarter and did not return…Was injured throwing a screen pass to RB Darren Sproles that went for a 56-yard catch-and-run TD…Finished with 14 completions on 19 attempts (73.7 pct.) for 264 yards and three TDs with an INT (133.2 passer rating), marking his first-career three-TD performance in the postseason…**at New England (AFC Championship, Jan. 20):** Started at QB and played the entire game through a torn ACL in his right knee suffered against Indianapolis.

2006: Selected to his first Pro Bowl, but did not participate and was replaced by Tennessee QB Vince Young…Named Chargers Offensive Player of the Year…Recognized as AFC Offensive Player of the Week with his performance in a Week 6 win over the 49ers: 29-of-39 passing (74.4 pct.) for 334 yards and two TDs (116.8 passer rating), marking the first 300-yard game of his career…Was voted by fans as the FedEx Air Player of the Week for his efforts…Started all 16 games, marking the first starts of his career…Completed 284 passes on 492 attempts (61.7 pct.) for 3,388 yards and 22 TDs with nine INTs (92.0 passer rating)…Threw at least one TD pass in each of his first seven career starts…Fired three-plus TD passes in one game and threw for 300-plus passing yards in two contests…Had the league's No. 1 passer rating in the fourth quarter (116.6) and second half (99.3)…Had a passer rating above 100 in six games…Posted four fourth quarter come-from-behind victories…Started the team's playoff contest, finishing with 14 completions on 32 attempts (43.8 pct.) for 230 yards with an INT (55.5 passer rating)…**Awards:** Pro Bowl Selection (First)…Chargers Offensive Player of the Year…AFC Offensive Player of the Week (Week 6)…FedEx Air Player of the Week (Week 6)…Chargers Alumni Player of the Week (Week 2)…NBC's *Football Night in America* Player of the Day (Week 10)…*Sports Illustrated* Offensive Player of the Week (Week 10)…**at Oakland (Sept. 11):** Started the first game of his career on ESPN's *Monday Night Football*…Completed eight passes on 11 attempts (72.7 pct.) for 108 yards and a TD (133.9 passer rating), marking the second-highest completion percentage and third-highest passer rating for an NFL QB making his first career start in a season opener (since 1995)…**at San Francisco (Oct. 15):** Named AFC Offensive Player of the Week and voted by fans as FedEx Air Player of the Week…Completed 29 passes on 39 attempts (74.4 pct.) for 334 yards and two TDs (116.8 passer rating)…It marked the first 300-yard performance of his career…Posted 13-straight completions in the first half for 195 yards and two TDs, including a 57-yard score to TE Antonio Gates and a 33-yard TD to WR Vincent Jackson…Completed 14 of his first 15 attempts with the lone incompletion an intentional throwaway…Did not have an incompletion on four of his scoring drives, including three that went for TDs…Completed nine passes on 10 attempts for 142 yards and a TD on third down…**at Cincinnati (Nov. 12):** Threw for 337 yards and three TDs on 24-of-36 passing (66.7 pct.) for a 124.5 passer rating…It marked his second 300-yard game and his first-career three-TD performance…Led the team back from two 21-point deficits in the first half…After trailing 21-0, completed 19 passes on 25 attempts (76.0 pct.) for 291 yards and three TDs…Trailed by 10 points entering the fourth quarter, marking his first-career fourth quarter come-from-behind victory…**at Denver (Nov. 19):** Posted his second fourth quarter comeback victory in as many weeks, leading the team to a 35-27 win after trailing by 17 points, including by seven in the fourth quarter…Finished with 19 completions on 26 attempts (73.1 pct.) for 222 yards and two TDs with two INTs (92.1 passer rating)…Led an 11-play, 99-yard TD drive in the first quarter, the team's longest since Nov. 25, 2001…**at Seattle (Dec. 24):** Fired a game-winning 37-yard TD to Vincent Jackson with just under 30 seconds remaining to mark his third fourth quarter comeback win…Finished with 181 yards and two TDs…**vs. Arizona (Dec. 31):** Completed a season-high 79.2 percent (19-of-24) of his passes despite playing through a foot injury…Threw for 231 yards and two TDs with an INT (117.2 passer rating)…Posted nine completions on 10 attempts (90.0 pct.) for 135 yards and two TDs (158.3 passer rating) in the second quarter…**vs. New England (AFC Divisional, Jan. 14):** Started the first postseason game of his career while playing through a foot injury…Finished with 14 completions on 32 attempts (43.8 pct.) for 230 yards with an INT (55.5 passer rating).

2005: Played in two games, finishing with 12 completions on 22 passes (54.5 pct.) for 115 yards with an INT (50.4 passer rating)…**vs. Buffalo (Nov. 20):** Made his season debut, but did not record any stats…**vs. Denver (Dec. 31):** Entered in the second quarter for injured QB Drew Brees…Finished 12-of-22 passing (54.5 pct.) for 115 yards with an INT (50.4

passer rating)…Led the team on a 10-play, 69-yard TD drive on his first series.

2004: Appeared in two games, completing five passes on eight attempts (62.5 pct.) for 33 yards and a TD (110.9 passer rating)…**vs. New Orleans (Nov. 7):** Made his NFL debut, but did not record any stats… **vs. Kansas City (Jan. 2):** Played the second half, finishing with five completions on eight attempts (62.5 pct.) for 33 yards and a TD…Fired a 13-yard score in the fourth quarter to WR Malcom Floyd for his first career TD pass.

COLLEGE: Played four seasons (2000-03) at North Carolina State, starting an NCAA-record 51 career games…Set school career records for passing yards (13,484), pass attempts (1,710), completions (1,087), TD passes (95), completion percentage (63.6 pct.), 300-yard games (19) and 400-yard games (seven)…At the time, his 13,484 career passing yards ranked No. 2 by a QB in Division-I FBS history…Finished seventh in Heisman Trophy voting his senior year…Became the seventh QB in NCAA History and the first from the Atlantic Coast Conference to post three 3,000-yard passing seasons…Throughout his career, earned ACC Player of the Week (once), ACC Offensive Back of the Week (twice) and ACC Rookie of the Week (eight times)…As a senior, was awarded ACC Player of the Year and first-team All-ACC…Named Most Valuable Player of the Tangerine Bowl after a career-high 475 yards and a school-record-tying five TDs in the 30-point win over Kansas…As a junior, earned second-team All-ACC honors and was named the MVP of the Gator Bowl against Notre Dame…Recognized as CNN/*Sports Illustrated* National Player of the Week after a five-TD performance against Navy in 2002…Received honorable mention All-ACC and was named MVP of the Citrus Bowl as a sophomore…In 2000, was named ACC Rookie of the Year…Recognized by ABC Sports as Newcomer of the Year…Earned Freshman of the Year honors by Football News and Columbus Touchdown Club…MVP of the Micron PC Bowl in 2000.

PERSONAL: Given name Philip Michael Rivers…Born in Decatur, Ala. …Knew his wife, Tiffany, while growing up in Alabama before marrying her following his freshman year at North Carolina State…The couple has eight children, six girls and two boys…His father, Steve, played LB at Mississippi State while his brother, Stephen, played QB at Louisiana State and Vanderbilt before closing his career at Northwestern State (La.)…Learned his passion for football from his father as a water boy for Decatur High, where his dad was the head coach…Presented an honorary Doctorate of Humane Letters degree after delivering the commencement speech at Catholic University in Washington, D.C. in 2014, marking the second time he gave a commencement speech as he did so in 2012 at North Carolina State…Oversaw the Rivers of Hope Foundation from 2010-12 with his wife, raising over $1 million for the foundation's efforts…In 2014, Rivers helped raise more than $112,000 for San Diego's Ronald McDonald House through the "Passing it On" campaign…Earned a degree in business from North Carolina State…**High School:** Named Alabama Player of the Year as a senior at Athens (Ala.) High…Played for his father at Athens High, choosing to play for the Golden Eagles over Decatur (Ala.) High after his father moved on from Decatur to coach at Athens.

PHILIP RIVERS NFL STATISTICS

PASSING

Year	Team	GP	GS	Att	Cmp	Pct.	Yds	Y/A	TD	Int	Lg	Sk	Lost	Rating
2004	San Diego	2	0	8	5	62.5	33	4.1	1	0	13t	1	10	110.9
2005	San Diego	2	0	22	12	54.5	115	5.2	0	1	22	3	16	50.4
2006	San Diego	16	16	460	284	61.7	3,388	7.4	22	9	57t	27	144	92.0
2007	San Diego	16	16	460	277	60.2	3,152	6.9	21	15	49t	22	163	82.4
2008	San Diego	16	16	478	312	65.3	4,009	8.4	34	11	67	25	151	105.5
2009	San Diego	16	16	486	317	65.2	4,254	8.8	28	9	81t	25	167	104.4
2010	San Diego	16	16	541	357	66.0	4,710	8.7	30	13	59t	38	227	101.8
2011	San Diego	16	16	582	366	62.9	4,624	7.9	27	20	58	30	198	88.7
2012	San Diego	16	16	527	338	64.1	3,606	6.8	26	15	80t	49	311	88.6
2013	San Diego	16	16	544	378	69.5	4,478	8.2	32	11	60t	30	150	105.5
2014	San Diego	16	16	570	379	66.5	4,286	7.5	31	18	59	36	189	93.8
2015	San Diego	16	16	661	437	66.1	4,792	7.2	29	13	80t	40	264	93.8
2016	San Diego	16	16	578	349	60.4	4,386	7.6	33	21	59	36	188	87.9
2017	Los Angeles Chargers	16	16	575	360	62.6	4,515	7.9	28	10	75t	18	120	96.0
NFL Totals		**196**	**192**	**6,492**	**4,171**	**64.2**	**50,348**	**7.8**	**342**	**166**	**81t**	**380**	**2,298**	**94.8**

POSTSEASON

Year	Team	GP	GS	Att	Cmp	Pct.	Yds	Y/A	TD	Int	Lg	Sk	Lost	Rating
2006	San Diego	1	1	32	14	43.8	230	7.2	0	1	58	3	26	55.5
2007	San Diego	3	3	86	52	60.5	767	8.9	4	4	56t	2	14	85.8
2008	San Diego	2	2	71	41	57.7	525	7.4	3	2	62t	8	60	83.4
2009	San Diego	1	1	40	27	67.5	298	7.5	1	2	37	2	15	76.9
2013	San Diego	2	2	43	30	69.8	345	8.0	3	0	49	5	29	116.9
Postseason Totals		**9**	**9**	**272**	**164**	**60.3**	**2,165**	**8.0**	**11**	**9**	**62t**	**20**	**144**	**85.2**

PHILIP RIVERS NFL STATISTICS

RUSHING

Year	Team	Att	Yds	Avg.	Lg	TD
2004	San Diego	4	-5	-1.3	-1	0
2005	San Diego	1	-1	-1.0	-1	0
2006	San Diego	48	49	1.0	15	0
2007	San Diego	29	33	1.1	10	1
2008	San Diego	31	84	2.7	11	0
2009	San Diego	26	50	1.9	15	1
2010	San Diego	29	52	1.8	14	0
2011	San Diego	26	36	1.4	15	1
2012	San Diego	24	40	1.5	11	0
2013	San Diego	27	72	2.6	18	0
2014	San Diego	37	102	2.8	17	0
2015	San Diego	17	28	1.6	8	0
2016	San Diego	14	35	2.5	10	0
2017	Los Angeles Chargers	18	-2	-0.1	8	0
NFL Totals		**335**	**573**	**1.7**	**18**	**3**

POSTSEASON

Year	Team	Att	Yds	Avg.	Lg	TD
2006	San Diego	3	3	1.0	2	0
2007	San Diego	4	-2	-0.5	1	0
2008	San Diego	2	13	6.5	12	0
2009	San Diego	3	4	1.3	3	1
2013	San Diego	5	14	2.8	6	0
Postseason Totals		**17**	**32**	**1.9**	**12**	**1**

RIVERS' REGULAR-SEASON RECORD AS STARTER

Category	Starts	Wins	Losses	Ties	Win Pct.
Overall	192	106	86	0	.552
Home	96	61	35	0	.635
Road	96	45	51	0	.469
vs. AFC West	72	40	32	0	.556
In December/January	60	40	20	0	.667
After October	104	64	40	0	.615
Three-plus TD passes	52	38	14	0	.731
120-plus passer rating	43	38	5	0	.884
130-plus passer rating	24	24	0	0	1.000

RIVERS' TEAM RECORDS

CAREER

Regular-Season Wins	106
Consecutive Starts	192
Pass Attempts	6,492
Completions	4,171
Consecutive Completions	22
Completion Percentage (min. 500 att.)	64.2
Passing Yards	50,348
300-Yard Games	57
Consecutive 300-Yard Games	5
400-Yard Games	9
500-Yard Games	1
Touchdown Passes	342
Consecutive Games with Touchdown Pass	28
Games with Three-plus Touchdown Passes	52
Passer Rating (min. 500 att.)	94.8
Consecutive Games with 120.0 Passer Rating*	5

*NFL Record

SEASON

Pass Attempts	661
Completions	437
Completion Percentage (min. 140 att.)	69.5
300-Yard Games	8 (tie)
400-Yard Games	3
Touchdown Passes	34
Games with Three-plus Touchdown Passes	7
Passer Rating (min. 300 att.)	105.5
Games with 120.0 Passer Rating	8

GAME

Pass Attempts	65
Completions	43
Completion Percentage (min. 20 att.)	90.0
Passing Yards	503

THE COMEBACK KING

Rivers has led 28 game-winning drives, including 24 fourth quarter comeback victories. He nothced two come-from-behind wins in 2017. Below is a look at all 24 of Rivers' fourth quarter come-from-behind wins:

Date	Opponent	Deficit	Final Score
11/12/06	at Cincinnati	28-38	49-41
11/19/06	at Denver	21-27	35-27
11/26/06	vs. Oakland	7-14	21-14
12/24/06	at Seattle	13-14	20-17
12/09/07	at Tennessee	3-17	23-17 (OT)
09/28/08	at Oakland	3-15	28-18
12/14/08	at Kansas City	10-21	22-21
12/21/08	at Tampa Bay	20-24	41-24
01/03/09	vs. Indianapolis*	14-17	23-17 (OT)
2008 AFC Wild Card Playoffs			
09/14/09	at Oakland	17-20	24-20
11/08/09	at N.Y. Giants	14-20	21-20
11/07/10	at Houston	21-23	29-23

Date	Opponent	Deficit	Final Score
09/11/11	vs. Minnesota	14-17	24-17
09/15/13	at Philadelphia	23-27	33-30
09/29/13	vs. Dallas	20-21	30-21
11/24/13	at Kansas City	24-28	41-38
12/29/13	vs. Kansas City	14-24	27-24 (OT)
10/12/14	at Oakland	21-28	31-28
11/30/14	at Baltimore	13-23	34-33
12/20/14	at San Francisco	21-35	38-35 (OT)
09/13/15	vs. Detroit	20-21	33-28
10/23/16	at Atlanta	20-27	33-30 (OT)
10/08/17	at New York Giants	17-22	27-22
10/15/17	at Oakland	14-16	17-16

RIVERS' REGULAR-SEASON RANKINGS

Category	Rivers' Career Regular-Season No.	— Ranking — All-Time	Active
Starting QB Wins	106	16th	5th
Completions	4,171	7th	4th
Pass Attempts	6,492	12th	5th
Completion Percentage*	64.2	10th	5th
Passing Yards	50,348	9th	5th
Tocuhdown Passes	342	T-6th	3rd
Passer Rating*	94.8	8th	5th
Yards/Pass Attempt	7.8	T-10th	T-3rd
4,000-Yard Seasons	9	T-3rd	T-2nd

Category	Rivers' Career Regular-Season No.	— Ranking — All-Time	Active
30-TD Seasons	5	6th	4th
300-Yard Games	57	6th	3rd
400-Yard Games	9	T-7th	T-5th
500-Yard Games	1	T-3rd	T-3rd
Three-TD Games	52	7th	4th
Four-TD Games	9	T-24th	T-8th
120.0-Passer Rating Games	43	3rd	3rd
130.0-Passer Rating Games	24	4th	4th
140.0-Passer Rating Games	10	5th	5th

*Min. 1,500 Pass Attempts

2017 Game-By-Game Passing

Date	Opp.	A-C	Yards	Pct.	TD	IN	LG	S-L	Rating	TDs
09/11	at Den (L)*	33-22	192	66.7	3	1	38t	1-7	99.6	11, 5, 38
09/17	Mia (L)*	39-31	331	79.5	1	0	24	1-8	110.6	7
9/24	KC (L)*	40-20	237	50.0	0	3	44	2-11	37.2	
10/01	Phi (L)*	38-22	347	57.9	2	0	75t	2-5	105.9	75, 4
10/08	at NYG (W)*	44-21	258	47.7	3	1	25t	0-0	79.5	6, 25, 10
10/15	at Oak (W)*	36-25	268	69.4	1	0	34	1-5	100.2	6
10/22	Den (W)*	26-15	183	57.7	2	0	42t	3-21	105.1	1, 42
10/29	at NE (L)*	30-17	212	56.7	1	1	24t	1-20	76.0	24
11/12	at Jax (L)*	37-21	235	56.8	2	1	30	0-0	82.6	28, 22
11/19	Buf (W)*	32-20	251	62.5	2	0	29	1-1	107.7	21, 2
11/23	at Dal (W)*	33-27	434	81.8	3	0	46	0-0	149.1	3, 27, 42
12/03	Cle (W)*	43-31	344	72.1	1	0	39	1-9	103.2	7
12/10	Was (W)*	31-18	319	58.1	2	0	75t	2-8	114.9	8, 75
12/16	at KC (L)*	36-20	227	55.6	1	3	49	2-18	49.2	10
12/24	at NYJ (W)*	40-22	290	55.0	1	0	39	0-0	86.5	3
12/31	Oak (W)*	37-28	387	75.7	3	0	62t	1-7	135.8	56, 6, 62
	Totals	**575-36**	**04,515**	**62.6**	**28**	**10**	**75t**	**18-120**	**96.0**	

2016 Game-By-Game Passing

Date	Opp.	A-C	Yards	Pct.	TD	IN	LG	S-L	Rating	TDs
09/11	at KC (L)*	36-25	243	69.4	1	0	38	1-10	97.3	4
09/18	Jax (W)*	24-17	220	70.8	4	0	45t	3-13	138.9	6, 2, 44, 45
09/25	at Ind (L)*	39-26	326	66.7	0	0	43	2-11	92.9	
10/02	NO (L)*	43-28	321	65.1	2	1	57t	3-13	93.3	20, 57
10/09	at Oak (L)*	30-21	359	70	4	2	59	2-8	122.1	29, 18, 1, 4
10/13	Den (W)*	29-18	178	62.1	1	0	27	2-12	90.9	5
10/23	at Atl (W)*	44-27	371	61.4	1	1	49	4-23	86.5	5
10/30	at Den (L)*	47-20	267	42.6	2	3	53	4-21	48.8	7, 14
11/06	Ten (W)*	33-24	275	72.7	2	0	35	1-7	117.6	13, 6
11/13	Mia (L)*	44-23	326	52.3	3	4	51t	3-17	61.4	11, 7, 51
11/27	at Hou (W)*	30-22	242	73.3	3	1	52t	1-7	116.3	52, 21, 12
12/04	TB (L)*	26-15	225	57.7	2	2	40t	2-14	79.8	35, 40
12/11	at Car (L)*	39-21	236	53.8	2	3	46	5-16	57.2	9, 19
12/18	Oak (L)*	30-17	206	56.7	2	1	47t	3-16	86.3	47, 7
12/24	at Cle (L)*	46-23	322	50	2	1	50	0-0	78.4	1, 1
01/01	KC (L)*	38-22	269	57.9	2	2	23	0-0	75.4	2, 12
	Totals	**578-34**	**94,386**	**60.4**	**33**	**21**	**59**	**36-188**	**87.9**	

2015 Game-By-Game Passing

Date	Opp.	A-C	Yards	Pct.	TD	IN	LG	S-L	Rating	TDs
09/13	Det (W)*	41-34	403	82.9	2	2	34	2-16	103.6	12, 13
09/20	at Cin (L)*	27-21	241	77.8	2	1	40t	4-18	113.1	10, 40
09/27	at Min (L)*	34-21	246	61.8	1	1	39	4-30	81.2	34
10/04	Cle (W)*	38-23	358	60.5	3	0	68	2-11	118.1	28, 19, 1
10/12	Pit (L)*	48-35	365	72.9	2	1	32	2-11	99.7	12, 11
10/18	at GB (L)*	65-43	503	66.2	2	0	50	3-15	99.7	1, 19
10/25	Oak (L)*	58-38	336	65.5	3	2	31t	1-9	83.7	31, 8, 6
11/01	at Bal (L)*	37-28	301	75.7	3	0	70t	1-11	126.1	9, 13, 70
11/09	Chi (L)*	42-26	280	61.9	1	0	40	2-18	89.4	14
11/22	KC (L)*	30-19	178	63.3	0	1	27	3-29	65.7	
11/29	at Jax (W)*	43-29	300	67.4	4	0	27	2-10	118.4	2, 9, 12, 5
12/06	Den (L)*	35-18	202	51.4	0	1	31	4-23	57.1	
12/13	at KC (L)*	43-24	263	55.8	0	1	41	5-27	64.4	
12/20	Mia (W)*	36-26	311	72.2	3	2	31	1-9	102.9	20, 9, 9
12/24	at Oak (L)*	49-31	277	63.3	1	0	23	1-6	85.2	7
01/03	at Den (L)*	35-21	228	60	2	1	80t	3-21	86.4	13, 80
	Totals	**661-43**	**74792**	**66.1**	**29**	**13**	**80t**	**40-264**	**93.8**	

2014 Game-By-Game Passing

Date	Opp.	A-C	Yards	Pct.	TD	IN	LG	S-L	Rating	TDs
09/08	at Ari (L)*	36-21	238	58.3	1	1	34	0-0	75.9	6
09/14	Sea (W)*	37-28	284	75.7	3	0	21t	1-8	124.2	8, 8, 21
09/21	at Buf (W)*	25-18	256	72	2	0	49	2-6	131.4	3, 5
09/28	Jax (W)*	39-29	377	74.4	3	0	47t	2-12	130.0	47, 43, 24
10/5	NYJ (W)*	28-20	288	71.4	3	1	50	3-11	125.3	8, 12, 9
10/12	at Oak (W)*	34-22	313	64.7	3	0	44	1-6	123.8	29, 5, 1
10/19	KC (L)*	31-17	205	54.8	2	1	27t	2-23	83.4	1, 27
10/23	at Den (L)*	41-30	252	73.2	3	2	31	2-7	92.7	2, 4, 10
11/02	at Mia (L)*	23-12	138	52.2	0	3	18	3-11	31	
11/16	Oak (W)*	34-22	193	64.7	1	0	22t	2-13	89.5	22
11/23	St. L (W)*	35-29	291	82.9	1	1	35	3-9	98.9	29
11/30	at Bal (W)*	45-34	383	75.6	3	1	59	2-7	113.5	12, 23, 1
12/07	NE (L)*	33-20	189	60.6	1	1	28	4-26	73.9	15
12/14	Den (L)*	41-24	232	58.5	1	2	20	0-0	62.2	5
12/20	at SF (W)*	54-33	356	61.1	4	3	28	2-8	82	15, 1, 21, 11
12/28	at KC (L)*	34-20	291	58.8	0	2	44	7-42	62.3	
	Totals	**570-37**	**94,286**	**66.5**	**31**	**18**	**59**	**36-189**	**93.8**	

2013 Game-By-Game Passing

Date	Opp.	A-C	Yards	Pct.	TD	IN	LG	S-L	Rating	TDs
09/09	Hou (L)*	29-14	195	48.3	4	1	47	2-12	95.5	14, 6, 10, 1
09/15	at Phi (W)*	47-36	419	76.6	3	0	31	1-6	124.3	11, 24, 15
09/22	at Ten (L)*	24-20	184	83.3	1	0	34	2-9	112.5	7
09/29	Dal (W)*	42-35	401	83.3	3	1	56t	1-7	120.3	26, 13, 56
10/06	at Oak (L)*	48-35	411	72.9	2	3	51	2-20	86.4	5, 7
10/14	Ind (W)*	33-22	237	66.7	1	0	25	2-10	97.7	22
10/20	at Jax (W)*	26-22	285	84.6	1	0	36	1-9	125.2	27
11/03	at Was (L)*	46-29	341	63.0	2	2	22	1-0	81.9	15, 16
11/10	Den (L)*	29-19	218	65.5	1	0	30	4-20	99.5	7
11/17	at Mia (L)*	34-22	298	64.7	1	1	35	3-17	90.1	5
11/24	at KC (W)*	39-27	392	69.2	3	0	60t	1-5	127.3	11, 60, 26
12/01	Cin (L)*	37-23	252	62.2	1	1	30t	2-9	80.0	30
12/08	NYG (W)*	28-21	249	75.0	3	0	43t	2-5	137.4	43, 4, 6
12/12	at Den (W)*	20-12	166	60.0	2	0	32	2-6	120.0	19, 10
12/22	Oak (W)*	29-19	201	65.5	1	1	24	1-5	82.7	4
12/29	KC (W)*	33-22	229	66.7	3	1	38	3-10	104.2	22, 4, 6
	Totals	**544-37**	**84,478**	**69.5**	**32**	**11**	**60t**	**30-150**	**105.5**	
01/05	at Cin (W)*	+16-12	128	75.0	1	0	33	1-6	118.8	4
01/12	at Den (L)*	+27-18	217	66.7	2	0	49	4-23	115.8	16, 16
	Totals	**43-30**	**345**	**69.8**	**3**	**0**	**49**	**5-29**	**116.9**	

2012 Game-By-Game Passing

Date	Opp.	A-C	Yards	Pct.	TD	IN	LG	S-L	Rating	TDs
09/10	at Oak (W)*	33-24	231	72.7	1	0	46	1-5	102.0	6
09/16	Ten (W)*	32-24	284	75.0	3	1	31	4-16	119.8	11, 4, 15
09/23	Atl (L)*	38-21	173	55.3	0	2	28	1-9	45.2	
09/30	at KC (W)*	23-18	209	78.3	2	1	33	3-20	115.4	4, 4
10/07	at NO (L)*	42-27	354	64.3	2	1	44t	5-44	96.7	15, 44
10/15	Den (L)*	41-25	241	61.0	2	4	25	4-24	54.1	15, 11
10/28	at Cle (L)*	34-18	154	52.9	0	0	25	1-6	65.1	
11/01	KC (W)*	20-18	220	90.0	2	1	30	1-4	125.0	14, 13
11/11	at TB (L)*	37-29	337	78.4	3	2	80t	2-14	109.1	80, 13, 3
11/18	at Den (L)*	40-24	258	60.0	2	2	38	4-34	74.8	8, 21
11/25	Bal (L)*	36-23	228	63.9	1	0	26	6-39	91.0	21
12/02	Cin (L)*	48-26	280	54.2	0	1	28	4-29	62.8	
12/09	at Pit (W)*	41-21	200	51.2	3	0	39t	1-0	89.5	39, 3, 15
12/16	Car (L)*	23-16	121	69.6	1	0	30	6-27	96.5	9
12/23	at NYJ (W)*	22-11	165	50.0	2	0	37t	4-29	105.3	37, 34
12/30	Oak (W)*	17-13	151	76.5	2	0	34t	2-11	142.0	11, 34
	Totals	**510-32**	**53,455**	**63.7**	**24**	**15**	**80t**	**47-300**	**86.8**	

2011 Game-By-Game Passing

Date	Opp.	A-C	Yards	Pct.	TD	IN	LG	S-L	Rating	TDs
09/11	Min (W)*	48-33	335	68.8	2	2	37	2-5	85.0	1, 19
09/18	at NE (L)*	40-29	378	72.5	2	2	36	2-6	97.7	3, 26
09/25	KC (W)*	38-24	266	63.2	0	2	26	2-8	62.0	
10/02	Mia (W)*	31-21	307	67.7	1	0	55t	2-12	110.6	55
10/09	at Den (W)*	29-18	250	62.1	1	1	42t	5-38	86.9	42
10/23	at NYJ (L)*	32-16	179	50.0	1	2	30	1-7	51.4	2
10/31	at KC (L)*	41-26	369	63.4	0	2	39	3-24	72.1	
11/06	GB (L)*	46-26	385	56.5	4	3	38	2-10	85.9	23, 11, 5, 29
11/10	Oak (L)*	47-23	274	48.9	2	1	30t	6-35	72.5	30, 7
11/20	at Chi (L)*	31-21	280	67.7	2	2	47	0-0	90.8	8, 5
11/27	Den (L)*	36-19	188	52.8	1	0	30	3-29	77.1	6
12/05	at Jax (W)*	28-22	294	78.6	3	0	52t	0-0	146.1	22, 35, 52
12/11	Buf (W)*	33-24	240	72.7	3	0	26t	2-24	123.3	9, 2, 26
12/18	Bal (W)*	23-17	270	73.9	1	0	58	0-0	127.1	28
12/24	at Det (L)*	53-28	299	52.8	1	2	30	0-0	60.2	11
01/01	at Oak (W)*	26-19	310	73.1	3	1	43t	0-0	135.1	38, 13, 43
	Totals	**582-36**	**64,624**	**.629**	**27**	**20**	**58**	**30-198**	**88.7**	

2010 Game-By-Game Passing

Date	Opp.	A-C	Yards	Pct.	TD	IN	LG	S-L	Rating	TDs
09/13	at KC (L)*	39-22	298	.564	2	0	59t	2-18	98.0	3, 59
09/19	Jax (W)*	29-22	334	.759	3	2	54t	1-8	119.0	9, 4, 54
09/26	at Sea (L)*	53-29	455	.547	2	2	49	4-26	80.3	3, 12
10/03	Ari (W)*	20-15	241	.750	2	0	33t	1-10	148.1	33, 26
10/10	at Oak (L)*	42-27	431	.643	2	0	55	3-16	114.3	19, 41
10/17	at St. L (L)*	37-22	249	.595	1	1	29	7-41	77.4	5
10/24	NE (L)*	50-34	336	.680	1	1	26	2-11	85.1	4
10/31	Ten (W)*	36-27	305	.750	2	1	48t	1-5	106.8	48, 13
11/07	at Hou (W)*	23-17	295	.739	4	1	55t	1-5	137.2	55, 11, 12, 28
11/22	Den (W)*	24-15	233	.625	4	1	57t	1-8	116.8	6, 40, 57, 3
11/28	at Ind (W)*	23-19	185	.826	0	0	20	2-13	100.2	
12/05	Oak (L)*	39-23	280	.590	1	1	25	4-15	79.0	4
12/12	KC (W)*	24-18	226	.750	2	1	20	2-7	114.2	17, 9
12/16	SF (W)*	25-19	273	.760	3	0	58t	1-7	150.5	58, 11, 21
12/26	at Cin (L)*	40-27	256	.675	1	1	19	1-7	82.9	5
01/02	at Den (W)*	37-21	313	.568	0	1	41	5-30	73.4	
	Totals	**541-35**	**74,710**	**.660**	**30**	**13**	**59t**	**38-227**	**101.8**	

2009 Game-By-Game Passing

Date	Opp.	A-C	Yards	Pct.	TD	IN	LG	S-L	Rating	TDs
09/14	at Oak (W)*	36-24	252	66.7	1	1	25	3-12	84.5	15
09/20	Bal (L)*	45-25	436	55.6	2	2	81t	2-15	85.0	81, 35
09/27	Mia (W)*	33-18	303	54.5	0	0	55	2-17	85.8	
10/04	at Pit (L)*	36-21	254	58.3	3	0	30t	3-19	107.9	3, 30, 13
10/19	Den (L)*	33-20	274	60.6	1	0	25	5-36	97.3	3
10/25	at KC (W)*	30-18	268	60.0	3	0	58t	0-0	122.6	3, 10, 58
11/01	Oak (W)*	25-16	249	64.0	1	1	53	1-3	93.6	8
11/08	at NYG (W)*	36-24	209	66.7	3	2	29	2-17	86.5	10, 2, 18
11/15	Phi (W)*	25-20	231	80.0	2	0	22	2-19	131.8	20, 20
11/22	at Den (W)*	22-17	145	77.3	1	0	24	0-0	109.1	2
11/29	KC (W)*	28-21	317	75.0	2	0	53	0-0	135.6	19, 15
12/06	at Cle (W)*	25-18	373	72.0	2	0	66t	1-8	140.8	66, 31
12/13	at Dal (W)*	32-21	272	65.6	1	1	39	1-4	89.6	14
12/20	Cin (W)*	38-24	308	63.2	3	2	36	2-12	92.9	3, 21, 34
12/25	at Ten (W)*	27-21	264	77.8	2	0	36t	1-5	132.1	36, 3
01/03	Was (W)*	15-9	99	60.0	1	0	25	0-0	101.8	12
	Totals	**486-31**	**74,254**	**65.2**	**28**	**9**	**81t**	**25-167**	**104.4**	
1/17	NYJ (L)*+	40-27	298	67.5	1	2	37	2-15	76.9	13t

2008 Game-By-Game Passing

Date	Opp.	A-C	Yards	Pct.	TD	IN	LG	S-L	Rating	TDs
09/07	Car (L)*	27-17	217	.630	3	0	44t	1-6	125.1	44, 24, 5
09/14	at Den (L)*	33-21	377	.636	3	1	67	1-1	120.4	48, 15, 66
09/22	NYJ (W)*	25-19	250	.760	3	1	60	0-0	130.0	1, 27, 6
09/28	at Oak (W)*	25-14	180	.560	1	2	26	4-26	58.8	9
10/05	at Mia (L)*	28-13	159	.464	1	0	42	2-17	76.3	17
10/12	NE (W)*	27-18	306	.667	3	0	59	0-0	141.9	49, 4, 1
10/19	at Buf (L)*	29-22	208	.759	2	1	23	2-17	103.8	14, 12
10/26	at NO (L)*	40-25	341	.625	3	1	32	0-0	104.3	12, 12, 14
11/09	KC (W)*	36-27	316	.750	2	2	31	2-8	96.5	5, 8
11/16	at Pit (L)*	26-15	164	.577	0	2	26	2-12	44.4	
11/23	Ind (L)*	31-24	288	.774	2	0	39t	2-14	126.8	39, 1
11/30	Atl (L)*	30-17	149	.567	0	0	18	3-18	70.0	
12/04	Oak (W)*	22-10	214	.455	3	0	59t	0-0	120.1	59, 8, 18
12/14	at KC (W)*	48-34	346	.708	2	1	42	3-20	96.4	4, 10
12/21	at TB (W)*	31-21	287	.677	4	0	32t	1-7	136.7	11, 15, 5, 32
12/28	Den (W)*	20-15	207	.750	2	0	37	2-5	141.0	12, 13
	Totals	**478-31**	**24,009**	**.653**	**34**	**11**	**67**	**25-151**	**105.5**	
01/03	Ind (W)*+	36-20	217	.556	0	1	30	4-27	61.9	
01/11	at Pit (L)*+	35-21	308	.600	3	1	62t	4-33	105.4	41, 4, 62
	Totals	**71-41**	**525**	**.577**	**3**	**2**	**62t**	**8-60**	**83.4**	

2007 Game-By-Game Passing

Date	Opp.	A-C	Yards	Pct.	TD	IN	LG	S-L	Rating	TDs
09/09	Chi (W)*	31-22	190	.710	0	1	20	3-21	73.3	
09/16	at NE (L)*	30-19	179	.633	2	2	22	3-30	74.2	1, 12
09/23	at GB (L)*	36-27	306	.750	3	1	27t	2-15	116.2	27, 9, 21
09/30	KC (L)*	42-21	211	.500	0	2	39	1-11	44.8	
10/07	at Den (W)*	18-13	270	.722	2	0	45	0-0	151.4	9, 15
10/14	Oak (W)*	21-14	156	.667	0	1	28	0-0	68.8	
10/28	Hou (W)*	11-7	130	.636	3	0	49t	1-2	143.9	49, 31, 14
11/04	at Min (L)*	42-19	197	.452	0	1	22	1-10	49.4	
11/11	Ind (W)*	24-13	104	.542	0	2	19	2-18	30.6	
11/18	at Jax (L)*	40-22	309	.550	1	2	44	0-0	67.6	24
11/25	Bal (W)*	35-25	249	.714	3	0	35t	0-0	119.8	35, 5, 25
12/02	at KC (W)*	21-10	157	.476	1	1	40	3-18	68.9	38
12/09	at Ten (W)*	40-21	228	.525	2	2	29	4-28	65.4	7, 2
12/16	Det (W)*	21-14	142	.667	1	0	28	0-0	101.7	1
12/24	Den (W)*	25-17	189	.680	1	0	30	1-3	103.6	14
12/30	at Oak (W)*	23-13	135	.565	2	0	21	1-7	102.6	7, 19
	Totals	**460-27**	**73,152**	**.602**	**21**	**15**	**49t**	**22-163**	**82.4**	
01/06	Ten (W)*+	30-19	292	.633	1	1	39	1-10	92.6	25
01/13	at Ind (W)*+	19-14	264	.737	3	1	56t	0-0	133.2	14, 30, 56
01/20	at NE (L)*+	37-19	211	.514	0	2	21	1-4	46.1	
	Totals	**86-52**	**767**	**.605**	**4**	**4**	**56t**	**2-14**	**85.8**	

2006 Game-By-Game Passing

Date	Opp.	A-C	Yards	Pct.	TD	IN	LG	S-L	Rating	TDs
09/11	at Oak (W)*	11-8	108	.727	1	0	38	0-0	133.9	4
09/17	Ten (W)*	35-25	235	.714	1	0	28	0-0	99.1	12
10/01	at Bal (L)*	22-13	145	.591	1	1	31t	1-11	75.0	31
10/08	Pit (W)*	37-24	242	.649	2	1	25	4-20	90.1	9, 22
10/15	at SF (W)*	39-29	334	.744	2	0	57t	0-0	116.8	57, 33
10/22	at KC (L)*	43-25	266	.581	2	1	37t	4-15	82.1	1, 37
10/29	St. L (W)*	23-15	206	.652	1	0	27	1-3	108.2	25
11/05	Cle (W)*	28-19	211	.679	0	0	28	3-20	90.0	
11/12	at Cin (W)*	36-24	338	.667	3	0	46t	3-14	124.5	46, 9, 5
11/19	at Den (W)*	26-19	222	.731	2	2	51t	1-5	92.1	51, 5
11/26	Oak (W)*	31-14	133	.452	0	1	27	1-2	44.2	
12/03	at Buf (W)*	29-17	160	.586	1	0	26	3-22	85.4	11
12/10	Den (W)*	23-15	279	.652	2	0	55	1-3	136.0	12, 7
12/17	KC (W)*	23-8	97	.348	0	2	46	2-9	12.4	
12/24	at Sea (W)*	30-10	181	.333	2	0	38	1-9	77.2	9, 37
12/31	Ari (W)*	24-19	231	.792	2	1	33t	2-11	117.2	33, 14
	Totals	**460-28**	**43,388**	**.617**	**22**	**9**	**57t**	**27-144**	**92.0**	
01/14	NE (L)*+	32-14	230	.438	0	1	58	3-26	55.5	

2005 Game-By-Game Passing

Date	Opp.	A-C	Yards	Pct.	TD	IN	LG	S-L	Rating	TDs
11/20	Buf	0-0	0	.000	0	0	0	0-0	0.0	
12/31	Den	22-12	115	.545	0	1	22	3-16	50.4	
	Totals	**22-12**	**115**	**.545**	**0**	**1**	**22**	**3-16**	**50.4**	

2004Game-By-Game Passing

Date	Opp.	A-C	Yards	Pct.	TD	IN	LG	S-L	Rating	TDs
11/07	NO	0-0	0	.000	0	0	0	0-0	0.0	
01/02	KC	8-5	33	.625	1	0	13t	1-10	110.9	13

* Denotes starter + Denotes postseason game

Passing Stats by Opponent
(W-L as starter) – Playoffs Included

Opp.	Gms	A-C	Yards	Pct.	TD	IN	LG	S-L	Rating	W-L
Arizona	3	80-55	710	68.8	5	2	34	3-21	106.8	2-1
Atlanta	3	112-65	693	58.0	1	3	49	8-50	68.0	1-2
Baltimore	7	243-165	2,012	67.9	14	4	81t	12-83	105.5	3-4
Buffalo	6	148-101	1,115	68.2	10	1	49	10-70	110.1	4-1
Carolina	3	89-54	574	60.7	6	3	46	12-49	87.9	0-3
Chicago	3	104-69	750	66.3	3	3	47	5-39	85.0	1-2
Cincinnati	7	242-157	1,803	64.9	11	6	46t	17-95	92.0	3-4
Cleveland	6	214-132	7,762	61.7	8	1	68	8-54	98.3	4-2
Dallas	3	107-83	1,107	77.6	7	2	56t	2-11	123.8	3-0
Denver	26	792-488	5,896	61.6	43	23	80t	65-393	90.4	12-13
Detroit	3	115-76	844	66.1	4	4	34	2-16	84.8	2-1
Green Bay	3	147-96	1,194	65.3	9	4	50	7-40	99.4	0-3
Houston	4	93-60	862	64.5	14	3	55	5-26	120.6	3-1
Indianapolis	7	205-138	1,621	67.3	6	4	56	14-93	92.8	5-2
Jacksonville	8	266-184	2,354	69.2	21	5	54t	9-52	115.1	6-2
Kansas City	25	824-511	6,133	62.0	33	30	60t	55-347	83.0	12-12
L.A. Rams	3	95-66	746	69.5	3	2	35	11-53	94.5	2-1
Miami	8	268-166	2,173	61.9	10	10	55t	17-108	84.4	3-5
Minnesota	3	124-73	778	58.9	3	4	39	7-45	72.0	1-2
New England	8	279-170	2,041	60.9	10	10	59	16-123	80.4	1-7
New Orleans	4	125-80	1,016	64.0	7	3	57	8-57	98.0	0-3
N.Y. Giants	3	108-66	716	61.1	9	3	43t	4-22	96.8	3-0
N.Y. Jets	6	187-115	1,470	61.5	11	6	60	10-62	92.3	4-2
Oakland	24	783-500	6,055	63.9	41	18	62t	41-227	95.4	16-8
Philadelphia	3	110-78	997	70.9	7	0	75t	5-30	120.2	2-1
Pittsburgh	6	223-137	1,533	61.4	13	5	62t	16-95	92.0	2-4
San Francisco	3	118-81	963	68.6	9	3	58t	3-15	108.1	3-0
Seattle	3	120-67	920	55.8	7	2	49	6-43	93.1	2-1
Tampa Bay	3	94-65	849	69.1	9	4	80	5-35	111.5	1-2
Tennessee	8	257-181	2,067	70.4	14	5	48	14-80	104.3	7-1
Washington	3	92-56	759	60.9	5	2	75t	3-8	96.2	2-1
Totals	**205**	**6,764-4,335**	**52,513**	**64.1**	**353**	**175**	**81t**	**400-2,442**	**94.5**	**110-91**

ISAAC ROCHELL

DEFENSIVE END NOTRE DAME
6-4 | 280 LBS | McDONOUGH, GA.
DRAFT 7 - 2017
EXPERIENCE: 2ND NFL SEASON
2ND YEAR WITH CHARGERS

98

CAREER HIGHLIGHTS

- *Appeared in three games as a rookie last season, totaling five tackles (four solo), a sack and two tackles for loss.*
- *Recorded the first sack of his career of QB Bryce Petty in the second game of his career.*

CAREER TRANSACTIONS

2017: *Selected by Los Angeles Chargers in the seventh round (225th overall) of NFL Draft, April 29…Signed rookie contract, May 11…Waived by Chargers, Sept. 13…Signed by Chargers to practice squad, Sept. 14…Signed to active roster, Dec. 12.*

2017: Made his NFL debut in the season-opening contest in Denver…Appeared in three games, totaling five tackles (four solo), a sack and two tackles for loss…Part of a defensive unit that ranked tied for fifth in the NFL with 43 sacks...**at Denver (Sept. 11):** Posted a solo tackle in his NFL debut...Contributed on 15 defensive snaps and 10 on special teams…**at New York Jets (Dec. 24):** Recorded the first sack of his career, taking down QB Bryce Petty at the end of the first half after collapsing the pocket with DE Joey Bosa and DT Darius Philon…Saw action on 24 defensive snaps and 16 on special teams…**vs. Oakland (Dec. 31):** Posted two tackles (one solo) and a tackle for loss, participating on 13 plays on defense and 17 on special teams.

COLLEGE: Played four seasons (2013-16) at Notre Dame, appearing in 49 career games…Finished with 167 tackles, including 22 tackles for loss and 4.5 sacks in his career…Was named a team captain as a senior and registered 55 tackles…Posted 63 tackles as a junior, the most by an Irish defensive lineman since 2007.

PERSONAL: Given name Isaac Rochell…Nickname is 'Ike'…Last name is pronounced ROW-shell…Born in Corpus Christi, Texas…New York Giants LB Romeo Okwara is a friend…Heavily involved with team community efforts…Started a social media effort, #SeeYouOnSunday, which encourages not utilizing social media on Saturday to foster a healthy social media environment…Enjoys photography in his spare time and started an Instagram (@isaacrochellphoto) cataloging his leisure activities…Earned a degree in political science from Notre Dame…**High School:** Earned first-team Georgia Class A All-State honors by the *Atlanta Journal-Constitution* as a senior at Eagle's Landing Christian Academy in McDonough, Ga. …Ranked by Rivals.com as the No. 9 DE in the country coming out of high school…Helped the Chargers to a 12-1 record in 2012, capping the season off with a Georgia Class A private state title, marking the school's second state championship.

ISAAC ROCHELL NFL STATISTICS

				— Tackles —						— Interceptions —					— Fumbles —		
Year	Team	GP	GS	Total	Solo	Asst	Sacks	Yds	TFL	No.	Yds	Lg	TD	PD	FF	FR	Yds
2017	Los Angeles Chargers	3	0	5	4	1	1.0	4	2	0	0	—	0	0	0	0	0

MICHAEL SCHOFIELD

GUARD/TACKLE MICHIGAN

6-6 | 301 LBS | ORLAND PARK, ILL.

WAIVERS (DEN) - 2017

EXPERIENCE: 5TH NFL SEASON

2ND YEAR WITH CHARGERS

CAREER HIGHLIGHTS

- *Won Super Bowl 50 with Denver in 2015, his first season seeing action in a game.*
- *Started the first 29 regular-season games and three postseason games of his career for Denver before joining the Chargers last year.*
- *Provided protection in 2017 for QB Philip Rivers to reach 342 career passing touchdowns, tying Hall of Fame QB Fran Tarkenton for sixth in NFL history, 50,348 career regular-season passing yards, finishing the season ranked ninth on the all-time passing yards list, and 4,171 completions, good for seventh in league annals.*
- *Last season, blocked for RB Melvin Gordon to rush for 1,105 yards and eight touchdowns on 284 attempts (3.9 avg.) for his first 1,000-yard rushing season.*
- *Member of an offensive line that allowed the fewest sacks in the NFL (18) in 2017.*

AWARDS AND HONORS

2015: *Super Bowl 50 Champion*

CAREER TRANSACTIONS

2014: *Selected by Denver Broncos in the third round (95th overall) of NFL Draft, May 9…Signed rookie contract, June 3.*
2017: *Waived by Broncos, Sept. 2…Claimed off waivers by Los Angeles Chargers, Sept. 3.*
2018: *Re-signed by Chargers as unrestricted free agent, March 14.*

2017: Started five games, including the 30th of his career, and appeared in 10 others…**at Denver (Sept. 11):** Dressed, but did not see any action…**vs. Miami (Sept. 17):** Made his Chargers debut, appearing on five special teams plays…**vs. Kansas City (Sept. 24):** Saw his first action on offense in a Chargers uniform, registering the 30th start of his career…Opened the game at RT in place of injured T Joe Barksdale, playing all 73 snaps on offense…Added two snaps on special teams…**vs. Philadelphia (Oct. 1):** Appeared on one offensive snap and four on special teams…**at New York Giants (Oct. 8):** Saw action on nine offensive plays and five on special teams…**at Oakland (Oct. 15):** Played on 14 offensive snaps and four on special teams…**vs. Denver (Oct. 22):** Appeared on all 58 offensive snaps and three on special teams after opening the game at RT for his 35th career game played…Provided time for QB Philip Rivers to post 183 yards and two TDs on 15-of-26 passing (105.1 passer rating) for the QB's 100th career victory…It marked the third game of the season with a passer rating greater than 105 and his fourth higher than 100…Provided a block on a draw-play to RB Melvin Gordon in the fourth quarter that went for a 21-yard gain, the longest by either team on the ground…**at New England (Oct. 29):** Started at RT, seeing action on all 56 offensive snaps and three on special teams…Helped pave the way for Melvin Gordon to rush for a season-high 132 yards and an 87-yard TD on 14 carries (9.4 avg.)…Part of a line that blocked for the team to total 157 rushing yards, the second-most by the Chargers in a game since 2014 (208 vs. Tennessee, Nov. 6, 2016)…On the TD run, created an edge with G Kenny Wiggins for Gordon to run off-tackle before taking it the rest of the way…**at Jacksonville (Nov. 12):** Started at RT and saw action on all 69 plays on offense and three on special teams…Provided time for Philip Rivers to throw for 235 yards and two TDs with an INT on 21-of-37 passing (56.8 pct.) to move past Hall of Fame QB Warren Moon (3,988) for eighth on the all-time completions list…**vs. Buffalo (Nov. 19):** Started at RT, joining G Dan Feeney and Kenny Wiggins as the only Chargers to play all 74 offensive snaps…Protected Philip Rivers and QB Kellen Clemens to throw for a combined 284 passing yards and two TDs for a 108.4 passer rating, including Rivers completing 20-of-32 passes (62.5 pct.) for 251 yards and two TDs (107.7 passer rating) through three quarters…It marked the fifth game of the season for Rivers with a passer rating above 100 and his fourth above 105…Blocked for Melvin Gordon and RB Austin Ekeler to combine for 120 rushing yards and two TDs on 26 carries (4.6 avg.)…Sealed off LB Preston Brown to open a hole for Gordon on a 20-yard run…**at Dallas (Nov. 23):** Appeared on eight plays on offense and six on special teams…**vs. Cleveland (Dec. 3):** Saw action on eight offensive snaps and six on special teams…**vs. Washington (Dec. 10):** Appeared on 10 plays on offense and six on special teams…**at Kansas City (Dec. 16):** Saw action at RT, totaling 23 offensive snaps and four on special teams…**at New York Jets (Dec. 24):** Saw action on three plays on special teams and two on offense…**vs. Oakland**

(Dec. 31): Appeared on an offensive play and six on special teams.

2016: Started all 16 games for the first time in his career at RG…Saw action at LT and RT…Paved the way for an offense that posted 143 points in the fourth quarter, good for No. 3 in the NFL…Blocked for a rushing attack that eclipsed 100 yards in seven games, including a season-high 190 in Week 7…**vs. Carolina (Sept. 8):** Started at RG and provided blocking for the offense to rush for 148 yards…**vs. Houston (Oct. 24):** Paved the way for a season-high 190-yard output in the running game…**at Jacksonville (Dec. 4):** Part of a line that blocked for 104 rushing yards, the third-straight week with 100-plus.

2015: Started all 13 games he appeared in at RT for the first starts of his career…Blocked for an offense that posted the eighth-most points (116) and the eighth-most rushing yards (487) in the fourth quarter…Part of an offense that ran for five TDs of 20-plus yards, tied for second-most in the NFL…Part of an offensive line that blocked for the offense to post 100-plus rushing yards in six of the final seven regular-season games…Opened all three postseason games at RT…**Awards:** Super Bowl 50 Champion…**vs. Baltimore (Sept. 13):** Made his NFL debut by starting at RT…**at Cleveland (Oct. 18):** Paved the way for an offense that put up 442 total yards, including 152 on the ground…**vs. Green Bay (Nov. 1):** Protected QB Peyton Manning to throw for 340 yards as the offense totaled 500 yards…**vs. San Diego (Jan. 3):** Opened at RT, helping the offense post season highs in total yards (503) and rushing yards (210)…**vs. Pittsburgh (AFC Divisional, Jan. 17):** Blocked for an offense that ran for 109 yards…Started at RT in his postseason debut…**vs. New England (AFC Championship, Jan. 24):** Started at RT in the first conference championship of his career…**vs. Carolina (Super Bowl 50, Feb. 7):** Opened his first Super Bowl at RT, helping with a block on a TD run by RB C.J. Anderson in the fourth quarter to seal the game.

2014: Spent the season on Denver's active roster, but did not dress for a game.

COLLEGE: Played four seasons (2010-13) at Michigan after redshirting in 2009…Played in all 52 possible games of his four-year career, starting 26 at RG and 10 at LG…Recorded 31 blocks resulting in a rushing TD during his three years (2011-13) as a starter…Part of an offensive line that allowed just 17 sacks as a senior, leading to his second-team All-Big Ten recognition…As a sophomore, blocked for a rushing offense that finished No. 2 in the Big Ten with 221.9 rushing yards-per-game, featuring two 1,000-yard rushers in QB Denard Robinson and RB Fitzgerald Toussaint.

PERSONAL: Given name Michael Ross Schofield III…Last name is pronounced SKO-field…This past offseason, married his wife, United States Women's Hockey forward Kendall Coyne, who won a gold medal with the team over Canada during the XXIII Olympic Winter Games in February 2018 in PyeongChang, South Korea…Earned a degree physical education from Michigan…**High School:** Was a consensus four-star recruit out of Carl Sandburg High in Orland Park, Ill. ..Started the last three year as an offensive lineman, allowing no sacks as a senior to earn the offense's Most Valuable Player award…Totaled 83 tackles on defense in 2008…Lettered four years in football and three in track & field.

MICHAEL SCHOFIELD III NFL GAMES

Year	Team	GP	GS
2014	Denver	0	0
2015	Denver	13	13
2016	Denver	16	16
2017	Los Angeles Chargers	15	5
NFL Totals		**44**	**34**

POSTSEASON

Year	Team	GP	GS
2015	Denver	3	3

Inactive for Broncos' 16 regular-season games in 2014.
Inactive for Broncos' two games during 2014 postseason.

GENO SMITH

QUARTERBACK **WEST VIRGINIA**

6-3 | 221 LBS | LAKEMONT, GA.

UFA (NYG) - 2018

EXPERIENCE: 6TH NFL SEASON

1ST YEAR WITH CHARGERS

CAREER HIGHLIGHTS

- *Named AFC Offensive Player of the Week in 2013 for his first three-touchdown performance in a Week 5 victory against Atlanta, becoming just the second rookie starting QB to win a road game on Monday Night Football.*
- *Posted three 300-yard performances and two three-touchdown games in his career.*
- *In the 2014 season finale at Miami (Dec. 28, 2014), recorded a perfect 158.3 passer rating after throwing for 358 yards and three touchdowns on 20-of-25 passing (80.0 pct.).*

2017: Appeared in two games with one start…Completed 21-of-36 passes (58.3 pct.) for 212 yards and a TD (84.5 passer rating)…Was active, but did not play in the other 14 contests…**vs. Los Angeles Rams (Nov. 5):** Came off the bench late, appearing on four plays in the fourth quarter…**at Oakland (Dec. 3):** Started at QB, finishing with 212 yards and a TD on 21-of-34 passing (61.8 pct.) for an 89.3 passer rating…Added three carries for 13 yards (4.3 avg.).

2016: Saw action in two games with one start…Threw for 126 yards and a TD with an INT while completing eight passes on 14 attempts (57.1 pct.) for an 81.3 passer rating…Suffered a season-ending knee injury in his start and was placed on injured reserve on Oct. 26…**at Arizona (Oct. 17):** Entered the game in the fourth quarter…Completed four passes on six attempts (66.7 pct.) for 31 yards with an INT (39.6 passer rating)…**vs. Baltimore (Oct. 23):** Started at QB, finishing with 95 yards and a TD on four-of-eight passing (50.0 pct.) for a 132.8 passer rating…Suffered a season-ending knee injury in the second quarter.

2015: Appeared in one game coming off the bench…Finished with 27 completions on 42 attempts (64.3 pct.) for 265 yards and two TDs with an INT (87.9 passer rating)…Was inactive the first two weeks, but served as the backup QB throughout the remainder of the season…**at Oakland (Nov. 1):** Came off the bench during the game's opening drive in relief of injured QB Ryan Fitzpatrick…Finished the game with 265 yards and two TDs with an INT on 27-of-42 passing (64.3 pct.) for an 87.9 passer rating…Added two carries for 34 yards (17.0 avg.), including one for 29 yards.

AWARDS AND HONORS

2013: *AFC Offensive Player of the Week (Week 5 at Atlanta)*

CAREER TRANSACTIONS

2013: *Selected by New York Jets in the second round (39th overall) of NFL Draft, April 26…Signed rookie contract, July 22.*
2016: *Placed on Reserve/Injured (knee), Oct. 26.*
2017: *Signed by New York Giants as unrestricted free agent, March 20.*
2018: *Signed by Los Angeles Chargers as unrestricted free agent, April 1.*

2014: Started 13 games and appeared in another…Finished with 219 completions on 367 attempts (59.7 pct.) for 2,525 yards and 13 TDs with 13 INTs (77.5 passer rating)…Rushed for 238 yards and a TD on 59 attempts (4.0 avg.)…Over the final four games of the season, threw for 1,001 yards and six TDs with two INTs on 71-of-109 passing (65.1 pct.) for a 105.3 passer rating…**vs. Oakland (Sept. 7):** Won his second opening-day start…Completed 23 passes on 28 attempts (82.1 pct.) for 221 yards and a TD with an INT (96.6 passer rating)...The 82.1 completion percentage was the highest in his career at the time and was the second-highest in Jets history (min. 25 attempts)…Posted 11-straight completions, including all eight of his attempts in the second half to tie QB Neil O'Donnell (Aug. 31, 1997 at Seattle) and QB Chad Pennington (Dec. 1, 2003 vs. Tennessee) for the most second half completions without an INT in team history…**at Green Bay (Sept. 14):** Posted a passing TD and a rushing TD, marking the fifth game of his career doing so…Completed 16 passes on 32 attempts (50.0 pct.) for 176 yards and the 29-yard TD with an INT (64.1 passer rating)…Ran for 26 yards and a TD on seven carries (3.7 avg.)…**vs. Chicago (Sept. 22):** Set career highs in completions (26) and pass attempts (43) for a 60.5 completion percentage…Threw for 316 passing yards, the second 300-yard performance of his career, and a TD with two INTs (71.5 passer rating)…**at New England (Oct. 16):** Completed 20 passes on 34 attempts (58.8 pct.) for 226 yards and a TD (88.6 passer rating) on Thursday Night Football…**at Minnesota (Dec. 7):** Threw for 254 yards and a TD with an INT on 18-of-29 passing

(62.1 pct.)…**at Tennessee (Dec. 14):** Completed 16 passes on 28 attempts (57.1 pct.) for 179 yards and a TD (88.2 passer rating)…Led the fifth game-winning TD drive of his career…**at Miami (Dec. 28):** Recorded a perfect 158.3 passer rating on 20-of-25 passing (80.0 pct.) for a career-high 358 yards and three TDs…Became the first Jets QB since Ken O'Brien (1990) to lead the team to victory and finish with a perfect passer rating…Completed his first eight passes for 125 yards and a TD…Completed a career-long 74-yard TD pass to WR Eric Decker.

2013: Named AFC Offensive Player of the Week for his efforts in a Week 5 win over the Falcons: 16-of-20 passing (80.0 pct.) for 199 yards and three TDs (147.7 passer rating)…Started all 16 games, completing 247 passes on 443 attempts (55.8 pct.) for 3,046 yards and 12 TDs with 21 INTs (66.5 passer rating)…Added 72 carries for 366 yards (5.1 avg.) and six TDs…Recorded a 13-yard reception…Threw for 300-plus yards in a game and for three TDs in another…Set Jets rookie QB records in passing yards, rushing yards and rushing TDs…Led the Jets to three wins over the final four games of the season while accounting for seven TDs (four passing, three rushing) and registering just two turnovers…The Jets won all six games in which he rushed for a TD on the year…Completed 31 passes of 25-plus yards, tying QB Vinny Testaverde's team record from the 2000 season…Ended the season with four-straight games with 40-plus rushing yards…**Awards:** AFC Offensive Player of the Week (Week 5)…**vs. Tampa Bay (Sept. 8):** Completed 24 passes on 38 attempts (63.2 pct.) for 256 yards and a TD with an INT (80.6 passer rating)…Became the first rookie QB drafted in the second round or later to pass for at least 250 yards and win on Kickoff Weekend since the 1970 NFL-AFL merger…Fired the first TD pass of his career for a seven-yard score to TE Kellen Winslow Jr. …Directed the offense on a five-play, 50-yard drive in just over 30 seconds to set up a game-winning 48-yard field goal by K Nick Folk…Rushed for a team-high 47 yards on six carries (7.8 avg.)…Became the first Jets QB to lead the team in passing and rushing yards in the same game since Ray Lucas (Dec. 5, 1999)…**vs. Buffalo (Sept. 22):** Threw for 331 yards in the first 300-yard performance of his career…Completed 16-of-29 passes (55.2 pct.), including two TDs with two INTs (89.9 passer rating)…Became the first Jets rookie QB to throw for 300-plus yards in a game…Completed a then-career-long 69-yard TD pass to WR Santonio Holmes in the fourth quarter for the game-winning score…It was the third-longest go-ahead TD in the fourth quarter in Jets history, trailing only Hall of Fame QB Joe Namath's 83-yard pass to WR Eddie Bell in 1972 and QB Matt Robinson's 75-yarder to WR Wesley Walker in 1978…**at Atlanta (Oct. 7):** Named AFC Offensive Player of the Week…Directed his third game-winning drive of the season by leading the team 55 yards in eight plays in just under two minutes to set up a 43-yard field goal as time expired…Completed 16-of-20 passes (80.0 pct.) for 199 yards and three TDs (147.7 passer rating)…Became just the second rookie QB to throw for three-plus TDs on ESPN's *Monday Night Football*, joining Hall of Fame QB Dan Marino (1983 vs. Cincinnati)…Was just the second rookie starting QB to win a road game on Monday Night Football (QB Ed Rubbert was a replacement player for Washington in 1987)…**vs. New England (Oct. 20):** Completed 17 passes on 33 attempts (51.5 pct.) for 233 yards and a TD with an INT (71.9 passer rating)…Added six rushing attempts for 32 yards (5.3 avg.), including an eight-yard TD run…It marked his second game as a rookie with a TD run and a TD pass in the same contest…**vs. Oakland (Dec. 8):** Posted a career-high 50 rushing yards and a TD on five carries (10.0 avg.)…Threw for 219 yards and a TD with an INT on 16-of-25 passing (64.0 pct.) for an 88.6 passer rating…**vs. Cleveland (Dec. 22):** Posted a 91.7 passer rating, completing 20 passes on 36 attempts (55.6 pct.) for 214 yards and two TDs…Ran for 48 yards and a 17-yard TD on 10 attempts (4.8 avg.)…**at Miami (Dec. 29):** Recorded a perfect passer rating of 158.3, completing 17-of-27 passes (63.0 pct.) for 190 yards…Ran 10 times for 44 yards (4.4 avg.) and a TD…It marked his fourth-straight game with 40-plus rushing yards…Scored on a seven-yard TD run with nine seconds remaining in the first half…The TD run marked his sixth of the season, tying QB Mark Sanchez for the second-most rushing TDs in a season by a Jets QB.

COLLEGE: Played four seasons (2009-12) at West Virginia, appearing in 44 games with 39 starts to post a 26-13 record as a starter…Team captain for three years…Completed 988 passes on 1,465 attempts (67.4 pct.) in his career for 11,662 yards and 98 TDs with 21 INTs…Set school records for completions, passing yards and TD passes in a career…Topped 300 passing yards in 15 career games…Set school single-season records as a senior in 2012 for total yards (4,356), completions (369) and TD passes (42)…Spanning from the end of the 2011 season through the beginning of the 2012 campaign, recorded a streak of 327 passes without an INT…As a senior, was a finalist for the Manning Award and the Johnny Unitas Golden Arm Award…Earned second-team All-Big 12 honors from the conference coaches and *The Associated Press*…Named the 2012 Discover Orange Bowl MVP after completing 32-of-43 passes (74.4 pct.) for 407 yards and six TDs while adding another TD on the ground in West Virginia's 70-33 win over Clemson.

PERSONAL: Given name Eugene Cyril Smith III…Born in Miami, Fla. …For My Cause, My Cleats in 2017, wore cleats promoting United Way of Miami-Dade…Attended the United Way NYC Gridiron Gala with teammates to help raise over $2 million in support of United Way's efforts in New York City…Earned a degree in English from West Virginia…**High School:** Earned *Parade* All-America honors at Miramar (Fla.) High…Was recognized by EA Sports as a second-team All-American…Lettered four years in football and basketball.

GENO SMITH NFL STATISTICS

PASSING

Year	Team	GP	GS	Att	Cmp	Pct.	Yds	Y/A	TD	Int	Lg	Sk	Lost	Rating
2013	New York Jets	16	16	443	247	55.8	3,046	6.9	12	21	69t	43	315	66.5
2014	New York Jets	14	13	367	219	59.7	2,525	6.9	13	13	74t	28	175	77.5
2015	New York Jets	1	0	42	27	64.3	265	6.3	2	1	28	3	19	87.9
2016	New York Jets	2	1	14	8	57.1	126	9.0	1	1	69t	3	19	81.3
2017	New York Giants	2	1	36	21	58.3	212	5.9	1	0	47	3	12	84.5
NFL Totals		**35**	**31**	**902**	**522**	**57.9**	**6,174**	**6.8**	**29**	**36**	**74t**	**80**	**540**	**72.9**

RUSHING

Year	Team	Att	Yds	Avg.	Lg	TD
2013	New York Jets	72	366	5.1	32	6
2014	New York Jets	59	238	4.0	18	1
2015	New York Jets	2	34	17.0	29	0
2016	New York Jets	2	9	4.5	7	0
2017	New York Giants	4	12	3.0	10	0
NFL Totals		**139**	**659**	**4.7**	**32**	**7**

GENO SMITH GAME-BY-GAME

2017 Game-By-Game Passing

Date	Opp.	A-C	Yards	Pct.	TD	IN	LG	S-L	Rating	TDs
11/05	LAR (L)	2-0	0	0.0	0	0	0	0-0	39.6	
12/03	at Oak (L)*	34-21	61.8	212	1	0	47	3-12	89.3	10
	Totals	**36-21**	**58.3**	**212**	**1**	**0**	**47**	**3-12**	**84.5**	

2016 Game-By-Game Passing

Date	Opp.	A-C	Yards	Pct.	TD	IN	LG	S-L	Rating	TDs
10/17	at Ari (L)	6-4	66.7	31	0	1	17	1-8	39.6	
10/23	Bal (W)*	8-4	50.0	95	1	0	69t	2-11	132.8	69
	Totals	**14-8**	**57.1**	**126**	**1**	**1**	**69t**	**3-19**	**81.3**	

2015 Game-By-Game Passing

Date	Opp.	A-C	Yards	Pct.	TD	IN	LG	S-L	Rating	TDs
11/01	at Oak (L)	42-27	64.3	265	2	1	28	3-19	87.9	4, 1
	Totals	**42-27**	**64.3**	**265**	**2**	**1**	**28**	**3-19**	**87.9**	

2014 Game-By-Game Passing

Date	Opp.	A-C	Yards	Pct.	TD	IN	LG	S-L	Rating	TDs
09/07	Oak (W)*	28-23	82.1	221	1	1	26	2-31	96.6	5
09/14	at GB (L)*	32-16	50.0	176	1	1	29t	1-7	64.1	29
09/22	Chi (L)*	43-26	60.5	316	1	2	51	3-16	71.5	19
09/28	Det (L)*	33-17	51.5	209	1	1	32	2-5	68.9	11
10/05	at SD (L)*	12-4	33.3	27	0	1	9	0-0	7.6	
10/12	Den (L)*	43-23	53.5	190	2	1	27	4-17	70.9	2, 2
10/16	at NE (L)*	34-20	58.8	226	1	0	28	3-21	88.6	10
10/26	Buf (L)*	8-2	25.0	5	0	3	4	0-0	0.0	
11/24	at Buf (L)	12-10	83.3	89	0	0	28	2-9	97.6	
12/01	Mia (L)*	13-7	53.8	65	0	1	20	2-16	35.7	
12/07	at Min (L)*	29-18	62.1	254	1	1	45	3-12	87.4	35
12/14	at Ten (W)*	28-16	57.1	179	1	0	48	3-16	88.2	9
12/21	NE (L)*	27-17	63.0	210	1	1	26	2-19	83.9	20
12/28	at Mia (W)*	25-20	80.0	358	3	0	74t	1-6	158.3	8, 74, 23
	Totals	**367-219**	**59.7**	**2,525**	**13**	**13**	**74t**	**28-175**	**77.5**	

2013 Game-By-Game Passing

Date	Opp.	A-C	Yards	Pct.	TD	IN	LG	S-L	Rating	TDs
09/08	TB (W)*	38-24	63.2	256	1	1	26	5-42	80.6	7
09/12	at NE (L)*	35-15	42.9	214	0	3	37	4-25	27.6	
09/22	Buf (W)*	29-16	55.2	331	2	2	69t	0-0	89.9	51, 69
09/29	at Ten (L)*	34-23	67.6	289	1	2	36	5-50	79.2	34
10/07	at Atl (W)*	20-16	80.0	199	3	0	47	4-29	147.7	20, 16, 1
10/13	Pit (L)*	34-19	55.9	201	0	2	29	3-17	48.8	
10/20	NE (W)*	33-17	51.5	233	1	1	27	4-27	71.9	12
10/27	at Cin (L)*	30-20	66.7	159	0	2	26	3-28	51.9	
11/03	NO (W)*	19-8	42.1	115	0	0	44	2-0	62.4	
11/17	at Buf (L)*	23-8	34.8	103	0	3	38	4-30	10.1	
11/24	at Bal (L)*	22-9	40.9	127	0	2	30	3-22	22.3	
12/01	Mia (L)*	10-4	40.0	29	0	1	2	1-8	8.3	
12/08	Oak (W)*	25-16	64.0	219	1	1	32	1-10	88.6	25
12/15	at Car (L)*	28-15	53.6	167	1	1	35	4-27	68.6	8
12/22	Cle (W)*	36-20	55.6	214	2	0	22	0-0	91.7	6, 5
12/29	at Mia (W)*	27-17	63.0	190	0	0	34	0-0	83.9	
	Totals	**443-247**	**55.8**	**3,046**	**12**	**21**	**69t**	**43-315**	**66.5**	

*Denotes Starter

NELSON SPRUCE

WIDE RECEIVER COLORADO
6-1 | 210 LBS | WESTLAKE VILLAGE, CALIF.
FREE AGENT - 2018
EXPERIENCE: 2ND NFL SEASON
1ST YEAR WITH CHARGERS



5

CAREER HIGHLIGHTS

- *Made the Los Angeles Rams' 53-man roster as an undrafted free agent in 2016, but did not see any action.*

2017: Spent the final 11 weeks on Chicago's practice squad after being waived by the Los Angeles Rams during final roster reductions.

2016: Was on the active roster for the Los Angeles Rams, but was a healthy scratch for the first nine games of the season before being placed on injured reserve on Nov. 18.

COLLEGE: Played four seasons (2012-15) at Colorado after redshirting in 2011…Set or tied 41 school records (37 outright) and two Pacific-12 records…Totaled 49 games played as the most prolific receiver in Colorado history…Finished with 294 receptions for 3,347 yards (11.4 avg.) and 23 TDs, posting 1,000-plus yards and 85-plus catches in each of his final two seasons…Caught at least one pass in each of his final 38 games, the longest streak by a Buffaloes receiver…Recorded nine 100-yard games, the third-most in school annals.

PERSONAL: Given name Nelson Spruce…Born in Los Angeles, Calif. …Did community service as a high schooler with the baseball team, working with the local little league…Earned a degree with a double-major in finance and operations management from Colorado…**High School:** Earned All-America honors as a senior from PrepStar at Westlake High in Westlake Village, Calif. …Named first-team All-CIF Northern Division and first-team All-Area at WR as a junior and senior…Was recognized as Ventura County All-Decade as a WR… Over his final two seasons, earned first-team All-Ventura County honors, including being named Defensive Back of the Year for Ventura County as a senior…Named the team's co-Most Valuable Player as a junior and senior as well as Most Improved Player as a sophomore…Hauled in 2,795 yards and 37 TDs on 149 receptions (18.8 avg.) over his Westlake career…Posted 12 career games with 100-plus yards…Became just the third WR in school history to post back-to-back 1,000-yard seasons.

CAREER TRANSACTIONS

2016: *Signed by Los Angeles Rams as undrafted free agent, May 6…Placed on Reserve/Injured (calf), Nov. 18…Transitioned to Reserve/Injured; Designated for Return, Dec. 30.*
2017: *Waived/Injured (undisclosed) by Rams, Sept. 2…Transitioned to Reserve/Injured, Sept. 3…Reached injury settlement, Sept. 5…Waived by Rams, Sept. 6…Signed by Chicago Bears to practice squad, Oct. 16.*
2018: *Signed by Kansas City Chiefs as free agent, March 30…Waived by Chiefs, May 8…Signed by Los Angeles Chargers as free agent, May 14.*

DAMION SQUARE

NOSE TACKLE | **ALABAMA**

6-2 | 293 LBS | HOUSTON, TEXAS

WAIVERS (KC) - 2014

EXPERIENCE: 6TH NFL SEASON

5TH YEAR WITH CHARGERS

71

CAREER HIGHLIGHTS

- *Saw action in all 16 games in 2017, the first time to play all 16 contests in a season, while posting a career-high 45 tackles (19 solo).*
- *Posted a career-high two sacks in the Dec. 24 matchup with Cleveland in 2016.*
- *After making the 53-man roster as an undrafted free agent in 2013, appeared in 10 games and the Eagles' NFC Wild Card matchup.*

CAREER TRANSACTIONS

2013: *Signed by Philadelphia Eagles as undrafted free agent, April 29.*
2014: *Waived by Eagles, Aug. 30…Claimed off waivers by Kansas City Chiefs, Aug. 31…Waived by Chiefs, Nov. 1…Claimed off waivers by San Diego Chargers, Nov. 3.*
2015: *Waived by Chargers, Sept. 5…Signed by Chargers to practice squad, Sept. 6…Signed to active roster, Nov. 4.*
2016: *Re-signed by Chargers as unrestricted free agent, March 11…Placed on Reserve/Suspended by Commissioner, Sept. 3…Suspension lifted and given exempt status by Commissioner, Oct. 3…Activated from exempt status, Oct. 10.*
2017: *Re-signed by Los Angeles Chargers as unrestricted free agent, March 10.*

2017: Appeared in all 16 games...Totaled 45 tackles (19 solo), a tackle for loss, three passes defensed and a fumble recovery...**at Denver (Sept. 11):** Registered an assisted tackle on 23 defensive snaps while contributing on five special teams plays...**vs. Miami (Sept. 17):** Saw action on 23 defensive snaps, posting two assisted tackles...Appeared on five plays on special teams...**vs. Kansas City (Sept. 24):** Played on 14 defensive plays and five on special teams in the 30th game of his career...Posted two tackles (one solo) and a pass defensed...**vs. Philadelphia (Oct. 1):** Registered four tackles (two solo)...Appeared on 29 plays on defense and six on special teams…**at New York Giants (Oct. 8):** Posted four tackles (two solo) for the second time in as many weeks…Saw action on 24 defensive snaps and two on special teams…**at Oakland (Oct. 15):** Assisted on a tackle, playing on 19 defensive snaps and three on special teams…**vs. Denver (Oct. 22):** Totaled three tackles (two solo) and a tackle for loss on 25 defensive snaps…Recovered a fumble forced by DE Chris McCain on a strip-sack of QB Trevor Siemian…**at New England (Oct. 29):** Posted a season-high six tackles (five solo) while appearing in the 35th game of his career…Played 34 snaps on defense and seven on special teams…**at Jacksonville (Nov. 12):** Assisted on four tackles…Played on 24 defensive snaps and three on special teams…**vs. Buffalo (Nov. 19):** Registered 30 defensive snaps and four on special teams, finishing with two tackles (one solo)…**at Dallas (Nov. 23):** Posted two solo tackles on 20 defensive snaps…**vs. Cleveland (Dec. 3):** Reached 80 career tackles after assisting on two…Played 20 snaps on defense and two on special teams…**vs. Washington (Dec. 10):** Played 13 defensive snaps and two on special teams, finishing with three assisted tackles and a pass defensed…**at Kansas City (Dec. 16):** Tied a season high with six tackles (four solo) and a pass defensed…Saw action on 23 plays on defense and seven on special teams…**at New York Jets (Dec. 24):** Assisted on a tackle, playing a special teams snap and 26 on defense…**vs. Oakland (Dec. 31):** Assisted on two tackles while playing 17 snaps on defense and two on special teams…Forced QB Derek Carr to scramble out of the pocket to his right late in the fourth quarter before chasing Carr down and forcing him to throw the ball away along the right sideline.

2016: Appeared in 11 games with seven starts after missing the first four due to suspension…Posted 31 tackles (13 solo), 2.5 sacks and six tackles for loss…**vs. Tennessee (Nov. 6):** Made his first start of the season and second of his career…**at Houston (Nov. 27):** Playing in his hometown, split a sack with DE Joey Bosa for the first of his career…Added a tackle for loss of three yards on a first-and-goal play…**vs. Oakland (Dec. 18):** Set a season high with seven tackles…**at Cleveland (Dec. 24):** Posted two sacks and three tackles for loss.

2015: Played in six games with one start, totaling six solo tackles and a fumble recovery…**vs. Miami (Dec. 20):** Made the first start of his career, opening the game at NT…**at Denver (Jan. 3):** Recovered a fumble by QB Brock Osweiler…Registered a big hit on QB Peyton Manning in the fourth quarter.

BEYOND THE BOLT

Square founded a non-profit with his wife, Brandi, called Hip 2B Square. The foundation provides mentorship for at-risk youth, bill pay assistance, and hygiene and socioeconomic assistance to displaced, impoverished and homeless families. The foundation teamed up with the Hudson and Hundreds Foundation in Houston, Texas, and the Browns Kids Foundation in Dallas, Texas, for Hurricane Harvey relief. Hip 2B Square and its partners provided housing, food, transportation and financial assistance to displaced families along with school and medical supplies.

2014: Spent the time with Kansas City and San Diego after being released by Philadelphia in final roster reductions…Was not active during game day for Kansas City or San Diego.

2013: Appeared in 10 games with 10 tackles (three solo), a tackle for loss and a pass defensed…**at Washington (Sept. 9):** Made his NFL debut…**vs. New Orleans (NFC Wild Card, Jan. 4):** Posted a solo tackle.

COLLEGE: Played four seasons (2009-12) at Alabama after redshirting in 2008, appearing in 40 career games with 31 starts…Registered 93 tackles, 18 tackles for loss and 7.5 sacks throughout his career…Three-time BCS National Champion…Led the Crimson Tide with nine QB hurries as a senior...Made 33 tackles (11 solo), four tackles for loss, 3.5 sacks, a pass defensed and a fumble recovery in his final season.

PERSONAL: Given name Damion DaShon Square…Nickname is 'DeSho'…Born in Houston, Texas…He and his wife, Brandi, have a son, Micah, and a daughter, Carsyn…Four uncles have played college or professional football: John Square (University of Miami), Johnny Otis Square (Colorado State), Ronnie Miller (North Texas) and Robert Miller (Colorado State and Minnesota Vikings)…His cousin, Derek Curry, played collegiately at Notre Dame before seeing action in the NFL with the Miami Dolphins and Cincinnati Bengals…Took an active role in the Hurricane Harvey relief efforts in the Los Angeles Area, including participating in the team's relief drive…Founded a non-profit with his wife called Hip 2B Square, a foundation that focuses on providing assistance to displaced, impoverished and homeless families…**High School:** Earned All-State and 4A Defensive MVP honors as a senior at Yates High in Houston, Texas…Ranked by Scout.com as the No. 9 LB in the nation…In his senior season, posted 97 tackles, 35 tackles for loss, 14 sacks and a fumble recovery, leading the Lions to an area championship appearance.

DAMION SQUARE NFL STATISTICS

				— Tackles —						— Interceptions —					— Fumbles —		
Year	Team	GP	GS	Total	Solo	Asst	Sacks	Yds	TFL	No.	Yds	Lg	TD	PD	FF	FR	Yds
2013	Philadelphia	10	0	10	3	7	0.0	0	1	0	0	—	0	1	0	0	0
2014	Kansas City	0	0	0	0	0	0.0	0	0	0	0	—	0	0	0	0	0
2014	San Diego	0	0	0	0	0	0.0	0	0	0	0	—	0	0	0	0	0
2015	San Diego	6	1	6	6	0	0.0	0	0	0	0	—	0	0	0	1	0
2016	San Diego	11	7	31	13	18	2.5	16.5	6	0	0	—	0	0	0	0	0
2017	Los Angeles Chargers	16	0	45	19	26	0.0	0	1	0	0	—	0	3	0	1	0
NFL Totals		**77**	**60**	**300**	**208**	**92**	**35.0**	**250**	**68.5**	**0**	**0**	**—**	**0**	**15**	**14**	**3**	**39**

POSTSEASON				— Tackles —						— Interceptions —					— Fumbles —		
Year	Team	GP	GS	Total	Solo	Asst	Sacks	Yds	TFL	No.	Yds	Lg	TD	PD	FF	FR	Yds
2013	San Diego	1	0	1	1	0	0.0	0	0	0	0	—	0	0	0	0	0

CALEB STURGIS

KICKER **FLORIDA**

5-9 | 192 LBS | ST. AUGUSTINE, FLA.

UFA (PHI) - 2018

EXPERIENCE: 6TH NFL SEASON

1ST YEAR WITH CHARGERS

6

CAREER HIGHLIGHTS

- *Won Super Bowl LII as a member of the Eagles, but did not participate after being placed on injured reserve early in the 2017 season.*
- *Named All-Rookie by the Professional Football Writers of America in 2013.*
- *With 35 made field goals in 2016, set an Eagles team record for the most converted attempts in a single season.*
- *Set career highs in points (135), field goal percentage (85.4) and longest made field goal (55 yards) for Philadelphia in 2016.*

2017: Appeared in a game and converted all three field goals and an extra point for 10 points before suffering a season-ending hip injury…Placed on injured reserve on Sept. 12….**at Washington (Sept. 10):** Made all three field goal attempts, including a 50-yarder…Finished with 10 points.

2016: Set a career high with 135 points scored…Nailed a career-best 85.4 percent (35-of-41) of his kicks (min. 20 attempts), including a career-long 55-yarder…Made 30 extra points, his fourth-straight season with 30-plus PATs…**at Chicago (Sept. 19):** Tied the second-longest field goal of his career and the fifth-longest in team history with a 53-yarder…Made all three attempts on the day…**at Detroit (Oct. 9):** Converted all three attempts, including the 10th from 50-plus yards in his career…**at Dallas (Oct. 30):** Made all three field goals, including a career-long 55-yarder, which ranked as the third-longest in Eagles history at the time…**at Baltimore (Dec. 18):** Tied a career high by making all four field goal attempts despite heavy winds.

2015: In his first season with Philadelphia, appeared in 13 games and converted a then-career-high 81.8 percent (18-of-22) of his field goal attempts…Set a career high with 35 made extra points…Ended the season with 89 points, bringing his career total to 328…**at New Orleans (Oct. 11):** Tied a career high by connecting on all four field goal attempts…Became just the second kicker in team history to make four field goals in his second game with the team…**at Dallas (Nov. 8):** Kicked two field goals, including a 53-yarder to tie the second-longest field goal of his career and the fifth-longest in team annals…Became just the second Eagle with a 50-plus yard field goal in back-to-back games and the first since K Tom Dempsey (1971).

AWARDS AND HONORS

2017: *Super Bowl LII Champion*
2013: *Professional Football Writers of America All-Rookie*

CAREER TRANSACTIONS

2013: *Selected by Miami Dolphins in the fifth round (166th overall) of NFL Draft, April 27 (compensatory pick)…Signed rookie contract, May 14.*
2015: *Waived by Dolphins, Sept. 5…Signed by Philadelphia Eagles as free agent, Sept. 29.*
2017: *Placed on Reserve/Injured (hip), Sept. 12.*
2018: *Signed by Los Angeles Chargers as unrestricted free agent, March 16.*

2014: Posted the second-most, single-season points in Dolphins history with 128…Made 29 field goals on 37 attempts (78.4 pct.) and all 41 extra points…Posted the first game-winning kick of his career…Recorded a career-high three tackles on special teams…**vs. New England (Sept. 7):** Set a career high for made field goals in a game by converting all four attempts…**at New York Jets (Dec. 1):** Booted a 26-yard attempt with just under two minutes remaining which proved to be the first game-winning kick of his career.

2013: Named All-Rookie by the *Professional Football Writers of America*…Kicked in all 16 contests, making 26-of-34 field goals (76.5 pct.) with a long of 54 yards…Converted all 33 extra point attempts…Finished with a team-high 111 points…Nailed three field goals of 50-plus yards, becoming the first Dolphins rookie to do so…**Awards:** *Professional Football Writers of America* All-Rookie…**at Cleveland (Sept. 8):** Scored 11 points by converting all three field goals and both extra points, which tied for the second-most field goals in a game by a rookie in team history, trailing only K Dan Carpenter's four made field goals at Denver (Nov. 2, 2008).

BEYOND THE BOLT

Sturgis credits his older brother, Nathan, for having a key influence on his career. Nathan played in Major League Soccer for eight franchises over 11 seasons, including the LA Galaxy, but most recently for the Seattle Sounders in 2016. Sturgis appreciated his brother's insight, noting, "It's been great to be able to learn from somebody who is also playing a professional sport."

COLLEGE: Played four seasons (2009-12) after redshirting in 2008…Set school records with 70 made field goals and 88 attempts (79.5 pct.) in his career, finishing with 340 points…Two-time Lou Groza Award finalist, which is given annually to the nation's top kicker…As a senior, set a school single-season record with 24 made field goals on 28 attempts, was named the Southeastern Conference Co-Special Teams Player of the Year and was a finalist for the Lou Groza Award…Converted all three field goal attempts of 50-plus yards as a senior…Earned first-team All-America and first-team All-SEC honors as a junior along with being a finalist for the Lou Groza Award…In 2011, made 22-of-26 field goals with a long of 55 yards, which was good for the third-longest in the country that year.

PERSONAL: Given name Caleb James Sturgis…Born in Boca Raton, Fla. …Has a daughter, Cora, with his wife, Kimberly, who he met in college where she was a cheerleader…His mother, Karen, home-schooled him and his five siblings (two sisters, three brothers)…Spends some of his offseason volunteering at Good News Church in St. Augustine, Fla., where his father, Smiley, is a pastor…Elder brother, Nathan, who played in Major League Soccer, most recently for the Seattle Sounders in 2016…Did not start playing football until his sophomore year in high school when the football coach approached him about trying out for the team…Earned a bachelor's degree in sports management in 2011 and a master's degree in management in 2012 from Florida…**High School:** Named first-team Class 3A All-State as a senior at St. Augustine (Fla.) High…Hit a 49-yard attempt in Sun Life Stadium (Miami, Fla.) as a sophomore…Competed as a forward on the soccer team while also playing club soccer for Julington Creek.

CALEB STURGIS NFL STATISTICS

			— Field Goals —					— PAT —				— Total —
Year	Team	GP	FG	FGA	Pct.	Lg	Blk	XP	XPA	Pct	Block	Points
2013	Miami	16	26	34	76.5	54	1	33	33	100.0	0	111
2014	Miami	16	29	37	78.4	53	2	41	41	100.0	0	128
2015	Philadelphia	13	18	22	81.8	53	0	35	37	94.6	0	89
2016	Philadelphia	16	35	41	85.4	55	1	30	31	96.8	0	135
2017	Philadelphia	1	3	3	100.0	50	0	1	2	50.0	0	10
NFL Totals		**62**	**111**	**137**	**81.0**	**55**	**4**	**140**	**144**	**97.2**	**0**	**473**

On injured reserve for Eagles' three games during 2017 postseason.

SAM TEVI

TACKLE **UTAH**

6-5 | 315 LBS | EULESS, TEXAS

DRAFT 6 - 2017

EXPERIENCE: 2ND NFL SEASON

2ND YEAR WITH CHARGERS

69

CAREER HIGHLIGHTS

- *Registered the first start of his career at LT in place of injured T Russell Okung in a Week 16 victory on the road over the New York Jets.*

2017: Inactive for the first two contests of the season and appeared in 14 others, including his first career start at LT…**at Denver (Sept. 11):** Inactive (healthy scratch)…**vs. Kansas City (Sept. 24):** Made his NFL debut, appearing on two special teams plays…**vs. Philadelphia (Oct. 1):** Saw action on four special teams snaps…**at New York Giants (Oct. 8):** Appeared on five plays on special teams…**at Oakland (Oct. 15):** Played four snaps on special teams…**vs. Denver (Oct. 22):** Saw the first action on offense of his career, taking part in one snap on offense and three on special teams…**at New England (Oct. 29):** Appeared on seven snaps on special teams…**at Jacksonville (Nov. 12):** Played seven plays on special teams and three on offense…**vs. Buffalo (Nov. 19):** Saw the most extensive action of his career on offense to that point, participating on 22 offensive snaps and 14 on special teams…**at Dallas (Nov. 23):** Participated on eight special teams plays…**vs. Cleveland (Dec. 3):** Saw action on nine snaps on special teams…**vs. Washington (Dec. 10):** Played 13 snaps at LT in relief of T Russell Okung due to a mid-game injury before returning…Added eight snaps on special teams…**at Kansas City (Dec. 16):** Saw action at LT, playing 24 offensive snaps and seven on special teams…**at New York Jets (Dec. 24):** Started at LT for the first start of his career, playing all 73 snaps on offense and adding three on special teams…Provided time for QB Philip Rivers to pass Hall of Fame QB John Elway (4,123) for eighth on the all-time completions list, finishing 22-of-40 passing (55.0 pct.) for 290 yards and a TD (86.5 passer rating)…It marked Rivers' ninth 4,000-yard season of his career, becoming the fourth QB in NFL history to achieve 4,000 yards in nine-plus seasons (Peyton Manning with 14, Drew Brees with 12 and Tom Brady with nine)…Blocked for RB Melvin Gordon to post 81 rushing yards and a TD on 19 carries (4.3 avg.) and haul in three catches for 47 yards (15.7 avg.), allowing Gordon to surpass 1,000 rushing yards for the first season of his career…**vs. Oakland (Dec. 31):** Saw action on nine special teams snaps.

CAREER TRANSACTIONS

2017: *Selected by Los Angeles Chargers in the sixth round (190th overall) of NFL Draft, April 29…Signed rookie contract, May 11.*

COLLEGE: Played four seasons (2013-16) at Utah, appearing in 48 games…Began his career as a DT for the Utes before switching to the offensive line…Over three seasons as an offensive lineman, played in 37 contests…Saw time at LT (13 starts) and RT (11 starts) in his career…As a freshman DT in 2013, totaled nine tackles with two tackles for loss and a sack…Was invited to the East-West shrine game following his 13 starts at left tackle in his senior season.

PERSONAL: Given name Samiuela Milaioti Tevi…Last name is pronounced teh-VEE…Born in Euless, Texas…Has two brothers and five sisters…Cousin is FB Will Tukuafu, who appeared in Super Bowl LXVII with San Francisco…Volunteers as an instructor at Ikuna Sports Foundation based in Euless, Texas, which hosts a free youth football camp that he attended in high school…Goal is to be a high school coach following his playing career…Earned a degree in sociology from Utah…**High School:** Earned second-team defense on the 2012 *Star-Telegram* Super Team and first-team All-District honors in the 2011-12 seasons at Trinity High in Euless, Texas…Lettered four times in football, three in track & field, and two in basketball.

SAM TEVI NFL GAMES

Year	Team	GP	GS
2017	Los Angeles Chargers	14	1

COLE TONER

GUARD/TACKLE HARVARD

6-5 | 300 LBS | GREENWOOD, IND.

FREE AGENT - 2017

EXPERIENCE: 2ND NFL SEASON

2ND YEAR WITH CHARGERS

64

CAREER HIGHLIGHTS

- *Selected in the fifth round by the Cardinals with the 170th overall pick in the 2016 NFL Draft.*

2017: Spent time on the practice squads for Cincinnati, New England and the Los Angeles Chargers.

2016: Appeared in two games, did not play in three and was inactive for 11 others…**vs. New England (Sept. 11):** Inactive (healthy scratch)…**at Buffalo (Sept. 25):** Dressed, but did not participate…**vs. Los Angeles (Oct. 2):** Inactive (healthy scratch)…**vs. New York Jets (Oct. 17):** Dressed but did not see any action…**vs. Seattle (Oct. 23):** Inactive (healthy scratch)…**vs. New Orleans (Dec. 18):** Was active, but did not play…**at Seattle (Dec. 24):** Made his NFL debut…**at Los Angeles (Jan. 1):** Appeared in his second game.

COLLEGE: Played four seasons (2012-15) at Harvard, starting all 34 games that he played in…Saw action at G and T…As a senior, was selected by *The Associated Press* to the Football Championship Subdivision first-team All-America…Earned Academic All-Ivy League honors and was a semifinalist for the William V. Campbell Trophy, which is popularly referred to as the Academic Heisman…Played in the Reese's Senior Bowl following his Crimson career.

CAREER TRANSACTIONS

2016: *Selected by Arizona Cardinals with the second of two picks in the fifth round (170th overall) of NFL Draft, April 30 (compensatory pick)…Signed rookie contract, May 6.*
2017: *Waived by Cardinals, Sept. 2…Signed by Cincinnati Bengals to practice squad, Sept. 4…Released by Bengals from practice squad, Sept. 29…Signed by New England Patriots to practice squad, Oct. 9…Released by Patriots from practice squad, Oct. 12…Signed by Los Angeles Chargers to practice squad, Nov. 7.*
2018: *Re-signed by Chargers, Jan. 2*

PERSONAL: Given name Cole Toner…Born in Greenwood, Ind. …In his final two years at Harvard, interned at State Street Bank in the legal and regulatory office in Boston, Mass. …Earned a degree in government with a minor in economics from Harvard…**High School:** Lettered four years in football and basketball at Roncalli High in Greenwood, Ind. …Earned first-team Class 4A All-State recognition as a junior and senior…Posted 32 tackles, two sacks and an INT in his final prep year…Named Academic All-State by the Indiana Football Coaches Association.

COLE TONER NFL GAMES

Year	Team	GP	GS
2016	Arizona	2	0

JASON VERRETT

CORNERBACK **TEXAS CHRISTIAN**

5-10 | 188 LBS | FAIRFIELD, CALIF.

DRAFT 1 - 2014

EXPERIENCE: 5TH NFL SEASON

5TH YEAR WITH CHARGERS

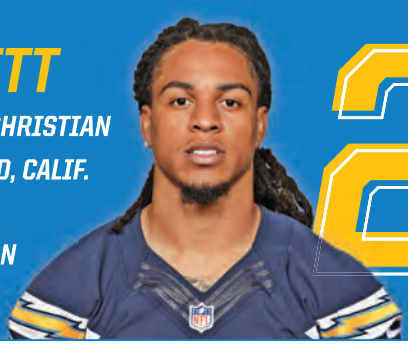

22

CAREER HIGHLIGHTS

- *Made the first Pro Bowl of his career and was named Chargers Defensive Player of the Year in 2015 when he led the team in interceptions and passes defensed.*
- *With a 68-yard interception returned for a touchdown of QB Jay Cutler on ESPN's Monday Night Football in 2015, tied for the 13th-longest pick-six in team history at the time.*
- *Sealed a 31-28 victory over Oakland in 2014 with the first interception of his career with just over a minute remaining.*

2017: Returned to the starting lineup after missing the last 12 weeks of 2016 with a knee injury...Posted a solo stop in the season opener…Inactive for game against Miami with a knee injury before being placed on injured reserve on Sept. 23...**at Denver (Sept. 11):** Opened the game at RCB, posting a solo tackle while playing 63 defensive snaps...Contributed on four special teams plays...**vs. Miami (Sept. 17):** Inactive (knee).

2016: Started four contests and registered 13 tackles (11 solo), an INT and three passes defensed…Added a tackle on special teams…Suffered a season-ending knee injury and was placed on injured reserve on Oct. 7…**at Kansas City (Sept. 11):** Posted a one-handed INT of QB Alex Smith on a pass intended for WR Jeremy Maclin early in the fourth quarter…It marked his second-straight game against the Chiefs with a pick of Smith…**vs. New Orleans (Oct. 2):** Deflected a pass from QB Drew Brees in the second quarter that was eventually picked off by CB Craig Mager.

2015: Selected to his first Pro Bowl, replacing New York Jets CB Darrelle Revis after initially being named as an alternate…Named Chargers Defensive Player of the Year…Played in 14 games with 13 starts, registering 47 tackles (42 solo) and two tackles for loss…Led the team with three INTs, including one returned for a 68-yard TD…Added a team-high 11 passes defensed…**Awards:** Pro Bowl Selection (First)…Chargers Defensive Player of the Year…**at Minnesota (Sept. 27):** Exited with a foot injury and did not return…**vs. Cleveland (Oct. 4):** Inactive (foot)…**at Baltimore (Nov. 1):** Registered a team-high three passes defensed…**vs. Chicago (Nov. 9):** Posted a 68-yard INT return for a TD of QB Jay Cutler in the second quarter on ESPN's *Monday Night Football*…At the time, it tied the 13th-longest INT return in team history…Registered two passes defensed on third down while covering WR Alshon Jeffery in the first half, including a deep ball in the end zone to break up a TD…**vs. Denver (Dec. 6):** Picked off QB Brock Osweiler in the end zone late in the third quarter for his second INT of the year…**at Kansas City (Dec. 13):** Hauled in an INT on a deep pass intended for WR Jeremy Maclin…The pick stopped QB Alex Smith's streak of 313 pass attempts with an INT, which was the second-longest in NFL history at the time…**vs. Miami (Dec. 20):** In the second quarter, posted a five-yard tackle for loss on first down and a pass defensed on second down to help force a Dolphins three-and-out, leading to a Chargers TD on the following possession…**at Oakland (Dec. 24):** Suffered a hamstring injury in the second quarter after recording a pass defensed on a deep ball in the end zone…**at Denver (Jan. 3):** Inactive (hamstring).

2014: Appeared in six games with four starts as a rookie…Totaled 19 tackles (18 solo), four passes defensed and an INT…Suffered a season-ending shoulder injury and was placed on injured reserve on Nov. 15…**at Buffalo (Sept. 21):** Exited with a hamstring injury and did not return…**vs. Jacksonville (Sept. 28):** Inactive (hamstring)…**at Oakland (Oct. 12):** Registered the first INT of his career with just over a minute remaining in the fourth quarter to seal a 31-28 victory…Added six tackles and tied for a team-high two passes defensed…**vs. Kansas City (Oct. 19):** Inactive (shoulder)…**at Denver (Oct.**

AWARDS AND HONORS

2015: *NFL Pro Bowl Selection (First)*
Chargers Defensive Player of the Year

CAREER TRANSACTIONS

2014: *Selected by San Diego Chargers in the first round (25th overall) of NFL Draft, May 8…Signed rookie contract, May 30…Placed on Reserve/Injured (shoulder), Nov. 15.*
2016: *Placed on Reserve/Injured (knee), Oct. 7.*
2017: *Had fifth-year team option exercised on rookie contract by Los Angeles Chargers, May 1…Placed on Reserve/Injured (knee), Sept. 23.*

BEYOND THE BOLT

Verrett nearly lost his leg as a freshman at Santa Rosa Junior College in 2010 after falling asleep while icing a hamstring injury, resulting in a third-degree burn. Despite wanting to push through adversity like on the football field, he went to the hospital at the insistence of his mother. Doctors told Verrett if he had waited any longer to seek treatment, he risked infection, which would likely have resulted in doctors amputating his leg.

23): Returned to action, but re-injured his shoulder in the second quarter and did not return…**at Miami (Nov. 2):** Inactive (shoulder).

COLLEGE: Played three seasons (2011-13) at Texas Christian after spending 2010 at Santa Rosa Junior College…Started 34 of 37 games played for the Horned Frogs, finishing with 160 tackles, 10 tackles for loss, 35 passes defensed and nine INTs…As a senior, was recognized as the Big 12 Co-Defensive Player of the Year and first-team All-Big 12…Earned second-team All-America honors from *The Associated Press*, the *Football Writers Association of America*, *Sports Illustrated* and *USA Today*…As a junior, allowed just 30 completions and tied for the most INTs in the Big 12 with six (sixth in the nation)…Led the conference with 22 passes defensed, which also ranked No. 2 in Football Bowl Subdivision…Named first-team All-America in 2012 by *Sports Illustrated* and third-team All-America by *AP*…Earned the team's Dan Rogers Most Valuable Player Award, the first DB winner since 1992…Honorable mention All-Mountain West Conference as a sophomore in 2011…As a freshman at Santa Rosa Junior College, earned first-team All-NorCal Conference and California Community College Athletic Association All-State honors…Totaled 44 tackles, four INTs and six passes defensed in 2010, including a school-record 99-yard INT returned for a TD against Foothill College.

PERSONAL: Given name Jason Maurice Verrett Sr. …Born in Fairfield, Calif. …Recently had a son, Jason Jr. …Elder brother, Tre', and his coach at Santa Rosa, Lenny Wagner, provided support and encouragement to stay the course when he became discouraged about struggling in his first game at Texas Christian…Stan Verrett, ESPN SportsCenter anchor, is a distant cousin…Grew up playing football in the East San Francisco Bay Area with RB C.J. Anderson…Served as race ambassador for the Kaiser Permanente Bolt to the Q race in 2015 and 2016, which benefited the Boys and Girls Clubs of San Diego…Earned a degree in sports broadcasting from Texas Christian…**High School:** Two-time All-Solano County League and All-Sac Joaquin selection at Rodriguez High in Fairfield, Calif. …Played RB and DB for the Mustangs.

JASON VERRETT NFL STATISTICS

				— Tackles —						— Interceptions —					— Fumbles —		
Year	Team	GP	GS	Total	Solo	Asst	Sacks	Yds	TFL	No.	Yds	Lg	TD	PD	FF	FR	Yds
2014	San Diego	6	4	19	18	1	0.0	0	0	1	0	0	0	4	0	0	0
2015	San Diego	14	13	47	42	5	0.0	0	2	3	68	68t	1	11	0	0	0
2016	San Diego	4	4	13	11	2	0.0	0	0	1	0	0	0	3	0	0	0
2017	Los Angeles Chargers	1	1	1	1	0	0.0	0	0	0	0	—	0	0	0	0	0
NFL Totals		**25**	**22**	**80**	**72**	**8**	**0.0**	**0**	**2**	**5**	**68**	**68t**	**1**	**18**	**0**	**0**	**0**

JAYLEN WATKINS

DEFENSIVE BACK FLORIDA

5-11 | 194 LBS | FORT MYERS, FLA.

UFA (PHI) - 2018

EXPERIENCE: 4TH NFL SEASON

1ST YEAR WITH CHARGERS

CAREER HIGHLIGHTS

- *Won Super Bowl LII as a member of the Eagles, contributing on defense and special teams throughout the regular-season and postseason.*
- *Set career highs in tackles (10), solo stops (seven) and passes defensed (three) in a Week 16 win against the New York Giants in 2016.*

2017: Played in 12 games with two starts while missing four due to injury…Recorded 19 tackles (17 solo) and two tackles for loss…Added four tackles on special teams…Appeared in all three postseason games on special teams, while appearing on defense in one…**at Kansas City (Sept. 17):** Posted two tackles (one solo) in his first start of the year…**vs. Dallas (Dec. 31):** Registered a season-high eight tackles (seven solo) on a career-high 62 defensive snaps…**vs. New England (Super Bowl LII, Feb. 4):** Saw his first action on defense in the postseason.

2016: Appeared in all 16 games for the first time in his career, making four starts…Set career highs with 51 tackles (34 solo) and six passes defensed…Registered a tackle for loss…Also tallied four tackles on special teams…**vs. Minnesota (Oct. 23):** Recorded a then-career-high seven tackles (five solo) and a pass defensed…**at Dallas (Oct. 30):** Made the first start of his career, finishing with a solo tackle…**at New York Giants (Nov. 6):** Saw the most extensive action of his career in his second start, participating on 61 defensive snaps…Set career highs with 10 tackles (seven solo) and three passes defensed.

2015: Saw action in four games for Philadelphia after spending the beginning of the season on Buffalo's practice squad…Finished with three tackles (two solo), three passes defensed and three tackles on special teams…**vs. Arizona (Dec. 20):** Posted a solo stop and two passes defensed…**vs. Washington (Dec. 26):** Recorded two tackles (one solo) and a pass defensed.

2014: Appeared in four games as a rookie, finishing with three solo stops, a pass defensed and a tackle on special teams…**vs. Jacksonville (Sept. 7):** Inactive (hamstring)…**at Indianapolis (Sept. 15):** Inactive (healthy scratch)…**vs. Washington (Sept. 21):** Made his NFL debut on special teams…**at New York Giants (Dec. 28):** Saw the first defensive action of his career…Made three solo stops and a pass defensed.

AWARDS AND HONORS

2017: *Super Bowl LII Champion*

CAREER TRANSACTIONS

2014: *Selected by Philadelphia Eagles in the fourth round (101st overall) of NFL Draft, May 10 (pick acquired from Houston along with a fifth-round choice for Eagles' third-round pick)…Signed rookie contract, May 19.*
2015: *Waived by Eagles, Sept. 5…Signed by Buffalo Bills to practice squad, Sept. 8…Signed by Eagles to active roster from Bills' practice squad, Nov. 27.*
2017: *Re-signed by Eagles as exclusive rights free agent, March 5.*
2018: *Signed by Los Angeles Chargers as unrestricted free agent, March 30.*

COLLEGE: Played four seasons (2010-13) at Florida, totaling 48 games with 28 starts…Finished his Gators career with 133 tackles (88 solo), four tackles for loss and four passes defensed…Added three INTs, including a 44-yard pick-six as a junior…Won the team's Gene Elleson Community Service Award as a senior…As a junior, posted a 44-yard pick-six and a career-high 10 tackles against Kentucky, earning him the College Football Performance Award for Week 4.

PERSONAL: Given name Jaylen Watkins…Nickname is 'J-Watt'…Born in Fort Myers, Fla. …Married his wife, Gerraka, in 2017…The couple knew each other in high school and both attended the University of Florida…Brother is Kansas City WR Sammy Watkins…Jeremy Ware, a seventh-round selection by the Oakland Raiders in the 2010 NFL Draft, is a cousin…During the 2016 season, was inducted into his Cape Coral (Fla.) High's Hall of Fame and had his No. 7 jersey retired...Earned a degree in family, youth and community science from Florida…**High School:** Led Cape Coral (Fla.) to an 11-1 record as a senior, resulting in an appearance in the 4A Regional semifinals…Played QB, WR and CB…As a senior, threw for 1,230 yards and 13 TDs while rushing

for 928 yards and 10 TDs…Added 29 catches for 461 yards (15.9 avg.) and five TDs…Named the Florida Athletic Coaches Association District 16 Player of the Year in 2009…Rated as the No. 4 CB in the country by Scout.com…As a junior, posted 71 tackles (36 solo), three INTs and a recovery…Lettered four years in track & field and advanced to the Class-4A State Championship in the 4x100-meter relay.

JAYLEN WATKINS NFL STATISTICS

				— Tackles —						— Interceptions —					— Fumbles —		
Year	Team	GP	GS	Total	Solo	Asst	Sacks	Yds	TFL	No.	Yds	Lg	TD	PD	FF	FR	Yds
2014	Philadelphia	4	0	3	3	0	0.0	0	0	0	0	—	0	1	0	0	0
2015	Philadelphia	4	0	3	2	1	0.0	0	0	0	0	—	0	3	0	0	0
2016	Philadelphia	16	4	51	34	17	0.0	0	1	0	0	—	0	6	0	0	0
2017	Philadelphia	12	2	19	17	2	0.0	0	2	0	0	—	0	0	0	0	0
NFL Totals		**36**	**6**	**76**	**56**	**20**	**0.0**	**0**	**3**	**0**	**0**	**—**	**0**	**10**	**0**	**0**	**0**

POSTSEASON				— Tackles —						— Interceptions —					— Fumbles —		
Year	Team	GP	GS	Total	Solo	Asst	Sacks	Yds	TFL	No.	Yds	Lg	TD	PD	FF	FR	Yds
2017	Philadelphia	3	0	0	0	0	0.0	0	0	0	0	—	0	0	0	0	0

DEREK WATT

FULLBACK **WISCONSIN**

6-2 | 234 LBS | PEWAUKEE, WIS.

DRAFT 6 - 2016

EXPERIENCE: 3RD NFL SEASON

3RD YEAR WITH CHARGERS

34

CAREER HIGHLIGHTS

- *Appeared in all 16 games with four starts in the 2017 season, posting six carries for 24 yards (4.0 avg.), two catches for 35 yards (17.5 avg.) and 11 tackles on special teams.*
- *As a rookie in 2016, blocked for his two-year Wisconsin teammate (2013-14), Pro Bowl RB Melvin Gordon, to post 997 rushing yards and 10 TDs.*

CAREER TRANSACTIONS

2016: *Selected by San Diego Chargers in the sixth round (198th overall) of NFL Draft, April 30 (pick acquired from Minnesota for G Jeremiah Sirles)… Signed rookie contract, May 13.*

2017: Appeared in all 16 games with four starts at FB, including the first back-to-back starts of his career…Registered six carries for 24 yards (4.0 avg.), two catches for 35 yards (17.5 avg.) and 11 tackles on special teams…Led the team with 335 snaps on special teams…**at Denver (Sept. 11):** Started at FB, seeing action on eight offensive plays and 19 on special teams…**vs. Miami (Sept. 17):** Opened the game at FB, marking his first start in two consecutive games…Had a rushing attempt and a special teams tackle on punt coverage that pinned the Dolphins inside their own 20-yard line…Played eight snaps on offense and 18 on special teams…**vs. Kansas City (Sept. 24):** Appeared on 12 offensive plays while contributing on 17 special teams snaps…**vs. Philadelphia (Oct. 1):** Played the 20th game of his career…Contributed on six offensive snaps and 17 on special teams…**at New York Giants (Oct. 8):** Saw time on six offensive plays and 17 on special teams…Posted a pair of special teams tackles on kickoff coverage, including one that forced the Giants to begin the drive inside their own 20…**at Oakland (Oct. 15):** Saw action on offense on 12 plays and played 15 snaps on special teams…Helped spring RB Melvin Gordon free on an 18-yard run in the third quarter…**vs. Denver (Oct. 22):** Played 13 offensive snaps and 16 on special teams, registering a special teams tackle on kickoff coverage…**at New England (Oct. 29):** Started at FB, seeing action on five snaps on offense and 21 on special teams…**at Jacksonville (Nov. 12):** Played on 13 offensive snaps and 32 on special teams, tied for the team lead in the third phase with S Rayshawn Jenkins…It marked the 25th game played of his career…Hauled in his first catch of the season in the right flat and turned it into a 13-yard gain…Added a special teams tackle on kickoff coverage…**vs. Buffalo (Nov. 19):** Totaled two carries for 17 yards (8.5 avg.), including a career-long 17-yard carry…Added a special teams tackle on kickoff coverage, seeing time on 15 offensive snaps and 31 on special teams…**at Dallas (Nov. 23):** Saw action on seven offensive plays and all 19 special teams snaps, marking the first Charger of the season to play all special teams snaps in a game...Notched a special teams tackle on kickoff coverage, pinning the Cowboys inside their 20-yard line…**vs. Cleveland (Dec. 3):** Posted a special teams tackle on kickoff coverage, pinning the Browns inside their own 20…Played on seven offensive snaps and 19 on special teams…**vs. Washington (Dec. 10):** Registered a two-yard carry on third down and a special teams tackle on punt coverage to force Washington to start the ensuing drive inside the 20…Played 29 snaps on special teams and 10 on offense…Provided a big block on three Redskins players to spring WR Travis Benjamin free for a 47-yard punt return in the fourth quarter…**at Kansas City (Dec. 16):** Posted his sixth-straight game with a special teams tackle, registering the stop on punt coverage to pin the Chiefs inside the 20 to start the ensuing drive…Totaled three offensive plays and 18 on special teams…**at New York Jets (Dec. 24):** Extended his streak of games with a special teams tackle to seven, pinning the Jets inside their 20-yard line on punt coverage…Started at FB, playing six snaps on offense and a team-high 27 on special teams…Posted a three-yard carry and a season-long 23-yard catch…Provided the lead block for Melvin Gordon's one-yard TD run in the third quarter…Chased down WR JoJo Natson for a special teams tackle on punt coverage, pinning New York at their five-yard line for the final offensive play…**vs. Oakland (Dec. 31):** Played 20 snaps on special teams and 12 on offense, registering a two-yard carry...Saw his seven-game streak with a special teams tackle come to an end.

2016: Appeared in all 16 games with two starts, posting four catches for 83 yards (20.8 avg.) and four rushing yards on two attempts (2.0 avg.)…Helped his

two-year Wisconsin teammate (2013-14), RB Melvin Gordon, rush for 997 yards and 10 TDs with Pro Bowl honors…**Awards:** Pro Football Journal Second-Team All-Rookie…**vs. Jacksonville (Sept. 18):** Made the first start of his career, helping the offense post 150 rushing yards…**at Oakland (Oct. 9):** Recorded the first rushing attempt of his career, which went for two yards and a first down on third-and-one on a fourth quarter TD drive…**at Denver (Oct. 30):** Posted a 53-yard catch-and-run to the Denver nine-yard line to set up an opening drive TD.

COLLEGE: Played four seasons (2012-15) at Wisconsin after redshirting in 2011…Blocked for a rushing attack that featured RB Melvin Gordon that posted the two highest single-season rushing averages in school history: 283.8 yards-per-game in 2013 and 320.1 yards-per-game in 2014…Four-time Academic All-Big Ten (2012-15) and NFF Hampshire Honor Society in 2015…Member of the school's Leadership Club.

PERSONAL: Given name Derek John Watt…Born in Waukesha, Wis. …Older brother is Houston DE J. J. Watt, a three-time NFL Defensive Player of the Year, and younger brother is Pittsburgh LB T.J. Watt…All three brothers attended Wisconsin…Married his wife, Gabriella, in February 2018…Blocked for Chargers RB Melvin Gordon for two seasons at Wisconsin (2013-14)…Earned a degree in marketing from Wisconsin…**High School:** Named All-America by *USA Today* and *The Associated Press* Wisconsin Player of the Year as a senior at Pewaukee (Wis.) High…Also earned first-team All-State, All-Conference and All-County honors as a senior…Posted 2,685 rushing yards and 44 TDs for his prep career…Lettered in football, baseball and track & field…Was a member of National Honor Society and earned Academic All-Conference recognition.

DEREK WATT NFL STATISTICS

				— Rushing —					— Receiving —					— Total —
Year	Team	GP	GS	No.	Yds	Avg.	Lg	TD	Att	Yds	Avg.	Lg	TD	Offense
2016	San Diego	16	2	2	4	2.0	2	0	4	83	20.8	53	0	87
2017	Los Angeles Chargers	16	4	6	24	4.0	17	0	2	35	17.5	23	0	59
NFL Totals		**32**	**6**	**8**	**28**	**3.5**	**17**	**0**	**6**	**118**	**19.7**	**53**	**0**	**146**

MIKE WILLIAMS

WIDE RECEIVER CLEMSON
6-4 | 220 LBS | SANTEE, S.C.
DRAFT 1 - 2017
EXPERIENCE: 2ND NFL SEASON
2ND YEAR WITH CHARGERS

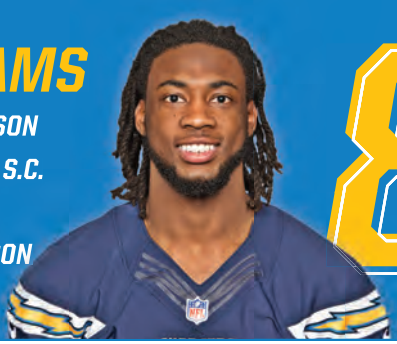

81

CAREER HIGHLIGHTS

- *Appeared in 10 games with one start, registering 11 catches for 95 yards (8.6) with the first catch of his career moving the chains on third down.*
- *Was on the receiving end of QB Philip Rivers' 3,989th completion to push the QB past Hall of Fame QB Warren Moon for eighth on the all-time completions list.*

2017: Appeared in 10 games with one start…Inactive for six games, including the first five weeks of the season recovering from a back injury before making his NFL debut against Oakland…Posted 11 catches for 95 yards (8.6 avg.)…Moved the chains on a 15-yard catch on third down for his first career reception…Caught the 3,989th completion of QB Philip Rivers' career, passing Hall of Fame QB Warren Moon for No. 8 in NFL history at the time…**at Denver (Sept. 11):** Inactive (back)…**at Oakland (Oct. 15):** Made his NFL debut, hauling in a 15-yard catch on third-and-six to convert for a first down…Appeared on 11 offensive plays…Saw first action of career on a fourth-and-two attempt late in the first quarter…**vs. Denver (Oct. 22):** Played 14 snaps on offense in the second game of his career…**at New England (Oct. 29):** Caught a seven-yard pass on 22 offensive plays…Sealed a lane with WR Tyrell Williams for RB Melvin Gordon to post an 87-yard TD run in the first quarter…**at Jacksonville (Nov. 12):** Posted two catches for 24 yards (12.0 avg.)...Hauled in a 20-yard pass in the second quarter for Philip Rivers' 3,989th career completion, passing Warren Moon for No. 8 at the time in league annals…Appeared on 27 offensive plays…**vs. Buffalo (Nov. 19):** Set career highs with five receptions for 38 receiving yards (7.6 avg.)…Participated on a career-high 41 offensive snaps…**at Dallas (Nov. 23):** Played an offensive snap before exiting with a knee injury…**vs. Cleveland (Dec. 3):** Inactive (knee)…**vs. Washington (Dec. 10):** Played 35 snaps on offense and hauled in a three-yard reception…**at Kansas City (Dec. 16):** Appeared on 30 offensive plays…**at New York Jets (Dec. 24):** Played 26 snaps on offense…**vs. Oakland (Dec. 31):** Made the first start of his career as the third WR, seeing action on 27 offensive plays…Posted an eight-yard catch.

CAREER TRANSACTIONS

2017: *Selected by Los Angeles Chargers in the first round (seventh overall) of NFL Draft, April 27…Signed rookie contract, May 11.*

COLLEGE: Played three seasons (2013-14, '16) at Clemson with a medical redshirt in 2015…Corralled 177 receptions for 2,727 yards (15.4 avg.) and 21 TDs in his career, good for fifth, fourth and third, respectively, in school history…Saw action in 42 games with 30 starts…Capped off his collegiate career by helping Clemson win a national title, totaling 94 yards and a TD on eight catches (11.8 avg.) in the victory over Alabama…Started 15 contests while tallying team highs in receptions (98), receiving yards (1,361) and TD catches (11) as a junior in 2016, earning second-team All-American and first-team All-Atlantic Coast Conference honors…His 98 catches were good for the second-most in a single season in school history while his 1,361 yards marked the third-most single-season output by a Tiger…Posted five 100-yard performances as a junior, including a 200-yard output and three that went for 140-plus yards…Suffered a season-ending neck injury in the season opener of 2015, resulting in a medical redshirt…Was placed on the Biletnikoff Award Watch List to start his sophomore season in 2014 before posting 57 catches for 1,030 yards (18.1 avg.) and six TDs in 13 games with 11 starts.

PERSONAL: Given name Mike Williams…Born in Vance, S.C. …Earned a degree in sociology from Clemson…**High School:** Played WR, S and limited action at QB at Lake Marion High in Santee, S.C. …Finished his senior season ranked as the No. 3 player in the state by ESPN.

MIKE WILLIAMS NFL STATISTICS

				— Receiving —					— Rushing —					— Total —
Year	Team	GP	GS	No.	Yds	Avg.	Lg	TD	Att	Yds	Avg.	Lg	TD	Offense
2017	Los Angeles Chargers	10	1	11	95	8.6	20	0	0	0	—	—	0	95

TREVOR WILLIAMS

CORNERBACK **PENN STATE**

5-11 | 191 LBS | BALTIMORE, MD.

FREE AGENT - 2016

EXPERIENCE: 3RD NFL SEASON

3RD YEAR WITH CHARGERS

CAREER HIGHLIGHTS

- *Set career highs with 16 games played and 15 starts in the 2017 season after taking over as a starter when CB Jason Verrett was placed on injured reserve.*
- *Set a career high with eight tackles last season at New England.*
- *Registered the first interception of his career in Week 6 of 2017 at Oakland.*

CAREER TRANSACTIONS

2016: *Signed by San Diego Chargers as undrafted free agent, May 2…Waived by Chargers, Sept. 4…Signed by Chargers to practice squad, Sept. 4…Signed to active roster, Oct. 7.*

2017: Played in all 16 games with 15 starts...Totaled 55 tackles (47 solo), including two tackles for loss...Registered two INTs, including the first of his career, 13 passes defensed and two tackles on special teams…Member of a defensive backfield that allowed just one 100-yard receiver in 2017, joining Arizona, Jacksonville and Minnesota as the only teams to do so…Part of the only secondary to not allow more than 245 gross passing yards in a game during the first seven weeks of the season...**at Denver (Sept. 11):** Appeared on 40 snaps on defense and 20 on special teams...Posted two tackles (one solo)...**vs. Miami (Sept. 17):** Made his first start of the season at RCB in place of an injured CB Jason Verrett, registering five tackles (three solo), including a tackle for loss...Appeared on all 68 defensive plays, one of four Los Angeles defenders to do so...Broke up a pair of passes from QB Jay Cutler...Posted the first pass defensed on a deep ball down the left sideline intended for WR DeVante Parker...Broke up his second pass by knocking away a first-and-goal pass to Parker in the end zone...Contributed on 18 plays on special teams and posted a special teams tackle on kickoff coverage, forcing the Dolphins to start from inside their own 20...**vs. Kansas City (Sept. 24):** Started his second-consecutive game at RCB, playing all 53 defensive plays and 12 on special teams...Registered four tackles (two solo)...**vs. Philadelphia (Oct. 1):** Started at RCB, totaling seven solo tackles and a pass defensed...Broke up a third down pass intended for WR Torrey Smith in the end zone, forcing a Philadelphia field goal...Appeared on 77 plays on defense and 10 on special teams…**at New York Giants (Oct. 8):** Started at RCB and appeared on all 70 defensive plays, joining CB Casey Hayward, S Jahleel Addae and S Tre Boston as the only Los Angeles defenders to do so…Registered three solo tackles and a special teams tackle on kickoff coverage that forced the Giants to begin the drive inside their own 20-yard line…**at Oakland (Oct. 15):** Started at RCB, seeing action on 58 defensive snaps and four on special teams…Registered the first INT of his career while covering WR Michael Crabtree, returning it 21 yards…Finished with a solo tackle and three passes defensed…**vs. Denver (Oct. 22):** Started at RCB, appearing on all 64 plays on defense…Posted four solo tackles…**at New England (Oct. 29):** Appeared in the 20th game of his career, starting at RCB and seeing action on 85 defensive snaps and four on special teams…Set a career high with eight solo tackles and added a pass defensed…**at Jacksonville (Nov. 12):** Started at RCB, finishing with three tackles (two solo) on 80 defensive plays…**vs. Buffalo (Nov. 19):** Posted three solo tackles, including a tackle for loss, an INT and three passes defensed…Picked off QB Nathan Peterman on an overthrow along the left sideline due to pressure applied from DE Joey Bosa…Contributed on a team-high 62 defensive plays and three on special teams…**at Dallas (Nov. 23):** Started at RCB, seeing time on 51 defensive snaps…Posted four tackles (three solo) in the 15th start of his career…**vs. Cleveland (Dec. 3):** Played all 63 defensive snaps after starting at RCB…Registered two passes defensed and a solo tackle…**vs. Washington (Dec. 10):** Broke up a pass from QB Kirk Cousins when attempting to catch it for a pick, deflecting it into the arms of OLB Kyle Emanuel for a pick…Posted three solo tackles after starting at RCB…Was one of two Los Angeles defenders to play all 50 defensive snaps…Appeared on a special teams play…**at Kansas City (Dec. 16):** Started at RCB, playing all 66 snaps on defense…Posted two tackles (one solo)…**at New York Jets (Dec. 24):** Finished with two solo tackles on 65 defensive snaps after opening the game at RCB…**vs. Oakland (Dec. 31):** Appeared on all 54 defensive plays, starting at RCB…Registered three solo tackles.

2016: Appeared in 12 games with five starts…Posted 29 tackles (24 solo) and a tackle for loss…Added five passes defensed and a fumble recovery…**vs. Denver (Oct. 13):** Combined with S Darrell Stuckey to down a

24

punt at the Broncos three yard-line, leading to a safety on the next play…**vs. Miami (Nov. 13):** Broke up a pass late in the fourth quarter on third-and-goal to prevent the go-ahead TD…**at Houston (Nov. 27):** Recovered a fumble and nearly picked off a pass in the fourth quarter.

COLLEGE: Played four seasons (2012-15) at Penn State, starting 31 of 49 career games played…Played CB for his final three seasons, finishing with 84 tackles, 30 passes defensed and four INTs…Recognized as honorable mention All-Big Ten as a junior and senior…As a senior in 2014, was named Penn State's Ridge Riley Memorial Award winner…Was named Big Ten Co-Defensive Player of the Week after posting two INTs in a win over Rutgers in 2014…Registered the first INT of his career with less than two minutes remaining to seal a 23-17 win over Syracuse in the 2013 season-opener at MetLife Stadium…Played WR as a freshman in 2012, hauling in 10 passes for 97 yards (9.7 avg.).

PERSONAL: Given name Trevor Williams…Born in Baltimore, Md. …Earned a degree in recreation, parks and tourism management from Penn State… **High School:** Recognized as first-team All-State and second-team All-Maryland Interscholastic Athletic Association as senior at Calvert Hall College High in Baltimore, Md. ...Helped the Cardinals to their first MIAA championship since 1982...Was invited to play in the Maryland Crab Bowl and Chesapeake Bowl All-Star contests after senior season…Junior accolades included All-Metro and All-MIAA.

TREVOR WILLIAMS NFL STATISTICS

				— Tackles —						— Interceptions —					— Fumbles —		
Year	Team	GP	GS	Total	Solo	Asst	Sacks	Yds	TFL	No.	Yds	Lg	TD	PD	FF	FR	Yds
2016	San Diego	12	5	29	24	5	0.0	0	1	0	0	—	0	5	0	1	0
2017	Los Angeles Chargers	16	15	55	47	8	0.0	0	2	2	28	21	0	13	0	0	0
NFL Totals		**28**	**20**	**84**	**71**	**13**	**0.0**	**0**	**3**	**2**	**28**	**21**	**0**	**18**	**0**	**1**	**0**

TYRELL WILLIAMS

WIDE RECEIVER **WESTERN OREGON**

6-4 | 205 LBS | SALEM, ORE.

FREE AGENT - 2015

EXPERIENCE: 4TH NFL SEASON

4TH YEAR WITH CHARGERS

CAREER HIGHLIGHTS

- *With two 75-yard scores last year and an 80-yard touchdown catch in 2016, became the first Charger to have multiple receiving touchdowns of 75-plus yards.*
- *Posted his first 1,000-yard season of his career in 2016, totaling a team-high 1,059 yards and seven touchdowns on 69 receptions (15.3 avg.).*
- *After making the 53-man roster as an undrafted free agent in 2014, appeared in seven games and hauled in an 80-yard touchdown on his first career reception.*

CAREER TRANSACTIONS

2015: *Signed by San Diego Chargers as undrafted free agent, May 2…Waived by Chargers, Sept. 19…Signed by Chargers to practice squad, Sept. 22…Signed to active roster, Nov. 21.*
2018: *Re-signed by Los Angeles Chargers as restricted free agent, April 23.*

2017: Appeared in all 16 games and started 15 at WR, posting 43 receptions for 728 yards (16.9 avg.) and four TDs…Combining an 80-yard TD in 2016 and two 75-yard TDs in 2017, became the first player in team annals to have multiple receiving TDs of 75-plus yards…With 114 career receptions, closed the season ranked No. 5 in receptions by an undrafted player in Chargers history…Moved into fourth in career receiving yards by an undrafted player in team annals, finishing the year with 1,877 career receiving yards…**at Denver (Sept. 11):** Started at WR, his first in a season opener, appearing on 55 snaps on offense…Hauled in a team-high five catches for 54 yards (10.8 avg.)…**vs. Miami (Sept. 17):** Opened the game at WR, seeing action on 52 offensive plays, tops among Chargers WRs…Posted 54 receiving yards on four catches (13.5 avg.)…**vs. Kansas City (Sept. 24):** Posted two receptions for 15 yards (7.5 avg.) after starting his third game of the season at WR and appearing on a season-high 71 offensive snaps…**vs. Philadelphia (Oct. 1):** Posted first 100-yard game of the season and fourth of his career, hauling in 115 yards and a TD on five receptions (23.0 avg.)…The 75-yard TD came in the second quarter after getting behind the Philadelphia coverage to haul in the pass from QB Philip Rivers…It was the second-longest catch of his career (80-yard TD at Denver, Jan. 3, 2016)…Coupled with the 80-yard score during the 2015 season, became the first Charger in franchise history to have multiple receiving TDs of 75-plus yards…Appeared on 50 snaps on offense after opening the game at WR, registering the 16th start of his career…**at New York Giants (Oct. 8):** Made a 22-yard catch in the first quarter that, coupled with a New York unsportsmanlike conduct penalty, put the Chargers in to Giants territory leading to a TD reception by RB Melvin Gordon…Started at WR, appearing on 66 offensive plays and his first special teams play of the season...**at Oakland (Oct. 15):** Appeared on 44 plays on offense and two on special teams after starting the game at WR…Posted three catches for 27 yards (9.0 avg.), surpassing 90 career receptions and ending the game with 1,436 career receiving yards…Early in the fourth quarter, passed RB Danny Woodhead (1,429) for the fifth-most receiving yards by an undrafted player in team history…**vs. Denver (Oct. 22):** Started at WR, marking the 30th game played of his career…Posted an 11-yard reception and saw action on 43 offensive snaps…**at New England (Oct. 29):** Appeared on 46 plays on offense, catching a pass in the middle of the field on a sluggo post-route for 24 yards in the second quarter…The catch brought his career total to 1,471 receiving yards, passing WR Dontrelle Inman (1,463) for fourth in team history among undrafted players…Sealed a lane with WR Mike Williams for Melvin Gordon to post an 87-yard TD run in the first quarter…**at Jacksonville (Nov. 12):** Started at WR, marking the 20th start of his career…Saw action on 43 offensive plays and one on special teams…Caught two passes for 49 yards (24.5 avg.), including a 30-yarder on a flag-route in the second quarter to surpass 1,500 career receiving yards…**vs. Buffalo (Nov. 19):** Played on 61 offensive snaps after opening the game at WR…Posted an 11-yard reception…On the catch, ran a drag-route from the right side of the formation on third-and-11, hauling it in before hurdling over S Micah Hyde to convert for a first down…**at Dallas (Nov. 23):** Opened the game at WR, playing 60 snaps on offense and one on special teams…Posted two catches for 58 yards (29.0 avg.) and a TD…On third-and-11, ran a drag-route from the left slot and caught the ball two yards downfield before turning up the right sideline for a 31-yard gain…Two plays later, got behind CB Anthony Brown on a go-route down the right sideline to catch

16

BEYOND THE BOLT

Youth literacy is a cause important to Williams, as he participated in a Read Across America celebration at Walker Elementary School in San Diego in 2016. Williams read to children at the elementary school and spoke about the importance of reading. Read Across America is an annual reading motivation and awareness program that was created in honor of children's author Dr. Seuss.

In May 2018, Williams made the decision to start his own foundation, called the 'Tyrell Williams Foundation.' While the focus of the foundation is still in the works, Williams has said he is drawn to increasing awareness for anti-bullying.

a 27-yard TD pass from Philip Rivers in the front right corner of the end zone for the 10th TD catch of his career…**vs. Cleveland (Dec. 3):** Started at WR, playing 51 offensive snaps, finishing with an eight-yard reception…The catch brought his career total to 99, passing TE Alfred Pupunu (98) for eighth in team history among undrafted players…**vs. Washington (Dec. 10):** Registered four catches for 132 yards (33.0 avg.) and a 75-yard TD, all in the first half…In the second quarter, motioned from left to right before the snap and ran a post-route, getting separation from CB Josh Norman and S D.J. Swearinger to haul in a 75-yard TD pass from Philip Rivers…The four catches brought his career total to 103, tying WR Mark Seay (103) for seventh in team annals among undrafted players…**at Kansas City (Dec. 16):** Started at WR, posting three catches for 31 yards (10.3 avg.) on 53 offensive snaps…Added five plays on special teams…Broke a tie with Mark Seay for sole possession of seventh in Chargers history for receptions among undrafted players…**at New York Jets (Dec. 24):** Started at WR, playing 57 snaps on offense…Tied a season high with five receptions for 50 yards (10.0 avg.) for 110 career catches, bringing him past Dontrelle Inman (107) and RB Mike Tolbert (109) for career receptions in Chargers history among undrafted players…Kept drives alive in the first quarter with a pair of third down receptions that moved the chains…**vs. Oakland (Dec. 31):** Registered 67 receiving yards on three receptions, including a 56-yard TD catch in the second quarter…On the score, got behind defenders as Philip Rivers stepped up in the pocket to avoid pressure…Opened the game at WR, appearing on 49 plays on offense.

2016: Appeared in all 16 games with 12 starts…Posted his first 1,000-yard season of his career, totaling a team-high 1,059 yards and seven TDs on 69 receptions (15.3 avg.)…He became the 15th Charger to post a season with 1,000 receiving yards and it marked the 36th such season in team history…Had a four-game stretch (Weeks 9-13) with a TD catch…**at Kansas City (Sept. 11):** Hauled in two passes for 71 yards (35.5 avg.)…Both catches went for 30-plus yards and converted third downs on scoring drives…**vs. Jacksonville (Sept. 18):** Recorded a 44-yard TD on third-and-12…Finished with three catches for 61 yards (20.3 avg.) and a TD…All three receptions converted third downs…**at Indianapolis (Sept. 25):** Opened at WR, the first start of his career…Set up a third quarter TD with a 19-yard catch on third-and-two to get to the Indianapolis 13-yard line…Recorded 69 yards on six catches (11.5 avg.)…**at Oakland (Oct. 9):** Posted 117 yards and a TD on five catches (23.4 avg.) for the first 100-yard performance of his career…**at Atlanta (Oct. 23):** Hauled in a career-best 140 receiving yards on seven catches (20.0 avg.)…Posed a six-yard reception on third-and-five and a 49-yarder to get the offense to the Atlanta 10-yard line…In the second quarter, registered a 39-yard catch on second-and-16 to kickstart a TD drive…**vs. Tennessee (Nov. 6):** Finished with six catches for 65 yards (10.8 avg.), including a six-yard TD catch in the second quarter…**vs. Miami (Nov. 13):** Hauled in a go-ahead, 51-yard TD in the fourth quarter…Finished with five catches for 125 yards (25.0 avg.) and the TD, marking his third 100-yard game of the season…**at Houston (Nov. 27):** Recorded 70 receiving yards and a TD on eight catches…His 21-yard TD catch proved to be the game-winning score…**vs. Tampa Bay (Dec. 4):** With a 40-yard TD catch in the third quarter, recorded his fourth-straight game with a TD reception…**at Carolina (Dec. 11):** Posted two catches for 68 yards (34.0 avg.), including a 46-yarder to the Carolina seven-yard line to set up the team's first score…**at Cleveland (Dec. 24):** Corralled a one-handed, one-yard TD catch on third-and-goal in the third quarter…**vs. Kansas City (Jan. 1):** Posted a team-high 70 receiving yards on six catches (11.7 avg.).

2015: Played in seven games, finishing with two catches for 90 yards (45.0 avg.) and a TD…**vs. Detroit**

(Sept. 13): Made his NFL debut…**at Denver (Jan. 3):** Made the first catch of his career, which went for an 80-yard TD, tying for the 11th-longest reception in team history…It marked the longest first career catch by a player in Chargers history and the longest first career reception by any player in the NFL since 2008…Finished the game with 90 yards and a TD on two receptions (45.0 avg.).

COLLEGE: Played four seasons (2011-14) at Western Oregon in Monmouth, Ore., posting a school-record 165 receptions for 2,792 yards (16.9 avg.) and 21 TDs…Earned first-team All-Great Northwest Athletic Conference honors from 2012-14…Named second-team All-GNAC in 2011…As a senior, recognized as Don Hanson D-II All-Super Region Three…Two-time GNAC Player of the Week…Also ran track for the Wolves, finishing as the 200-meter GNAC Outdoor champion in 2014.

PERSONAL: Given name Tyrell Christopher Diamante Williams…First name is pronounced TIE-rell…Born in Salem, Ore. …Became the first player in Western Oregon history to suit up for the Chargers…Was college teammates with his brother, R.J., who played CB…R.J. now works in social media for Nike…His younger sister, Peighton, attended Cascade and was a star in basketball, volleyball and track & field…His father, Raymond, played football at the Oregon Institute of Technology and now works in youth corrections…His mother, Vicky, works at the state's maximum-security prison in Salem, Ore. …Enjoys playing badminton…Decided to start his own foundation in May 2018…Studied exercise science at Western Oregon…**High School:** Earned All-State honors in football, basketball and track & field as a senior at Cascade High in Salem, Ore. …Named first-team All-League in all three sports as a junior and senior…Was invited to play in the Shriners All-Star Game and the Oregon Athletic Coaches Association Basketball All-Stars Game.

TYRELL WILLIAMS NFL STATISTICS

				— Receiving —						— Rushing —				— Total —
Year	Team	GP	GS	No.	Yds	Avg.	Lg	TD	Att	Yds	Avg.	Lg	TD	Offense
2015	San Diego	7	0	2	90	45.0	80t	1	0	0	—	—	0	90
2016	San Diego	16	12	69	1,059	15.3	51t	7	0	0	—	—	0	1,059
2017	Los Angeles Chargers	16	15	43	728	16.9	75t	4	0	0	—	—	0	728
NFL Totals		**39**	**27**	**114**	**1,877**	**16.5**	**80t**	**12**	**0**	**0**	—	—	**0**	**1,877**

TYRELL WILLIAMS GAME-BY-GAME

2017 Game-By-Game Receiving

Date	Opp.	No.	Yds	Avg.	Lg	TD	TDs
09/11	at Den*	5	54	10.8	14	0	
09/17	Mia*	4	54	13.5	23	0	
09/24	KC*	2	15	7.5	14	0	
10/01	Phi*	5	115	23.0	75t	1	75
10/08	at NYG*	1	22	22.0	22	0	
10/15	at Oak*	3	27	9.0	14	0	
10/22	Den*	1	11	11.0	11	0	
10/29	at NE	1	24	24.0	24	0	
11/12	at Jax*	2	49	24.5	30	0	
11/19	Buf*	1	11	11.0	11	0	
11/23	at Dal*	2	58	29.0	31	1	27
12/03	Cle*	1	8	8.0	8	0	
12/10	Was*	4	132	33.0	75t	1	75
12/16	at KC*	3	31	10.3	18	0	
12/24	at NYJ*	5	50	10.0	16	0	
12/31	Oak*	3	67	22.3	56t	1	56
	Totals	**43**	**728**	**16.9**	**75t**	**4**	

2016 Game-By-Game Receiving

Date	Opp.	No.	Yds	Avg.	Lg	TD	TDs
09/11	at KC	2	71	35.5	38	0	
09/18	Jax	3	61	20.3	44t	1	44
09/25	at Ind*	6	69	11.5	22	0	
10/02	NO*	5	40	8.0	16	0	
10/09	at Oak	5	117	23.4	50	1	29
10/13	Den*	3	28	9.3	18	0	
10/23	at Atl*	7	140	20.0	49	0	
10/30	at Den	1	4	4.0	4	0	
11/06	Ten*	6	65	10.8	19	1	6
11/13	Mia*	5	125	25.0	51t	1	51
11/27	at Hou*	8	70	8.8	21t	1	21
12/04	TB*	2	47	23.5	40t	1	40
12/11	at Car*	2	68	34.0	46	0	
12/18	Oak*	4	20	5.0	11	0	
12/24	at Cle*	4	64	16.0	27	1	1
01/01	KC*	6	70	11.7	18	0	
	Totals	**69**	**1,059**	**15.3**	**51t**	**7**	

2015 Game-By-Game Receiving

Date	Opp.	No.	Yds	Avg.	Lg	TD	TDs
09/13	Det	0	0	0.0	0	0	
09/20	at Cin	Practice Squad					
09/27	at Min	Practice Squad					
10/04	Cle	Practice Squad					
10/12	Pit	Practice Squad					
10/18	at GB	Practice Squad					
10/25	Oak	Practice Squad					
11/01	at Bal	Practice Squad					
11/09	Chi	Practice Squad					
11/22	KC	0	0	0.0	0	0	
11/29	at Jax	0	0	0.0	0	0	
12/06	Den	0	0	0.0	0	0	
12/13	at KC	Inactive					
12/20	Mia	0	0	0.0	0	0	
12/24	at Oak	0	0	0.0	0	0	
01/03	at Den	2	90	45.0	80t	1	80
	Totals	**2**	**90**	**45.0**	**80t**	**1**	

*Denotes Starter

MIKE WINDT

LONG SNAPPER **CINCINNATI**

6-1 | 227 LBS | CINCINNATI, OHIO

FREE AGENT - 2010

EXPERIENCE: 9TH NFL SEASON

9TH YEAR WITH CHARGERS

47

CAREER HIGHLIGHTS

- *Appeared in all 80 regular-season and two postseason games from the past five seasons, handling all snapping duties for the Chargers during that span.*
- *Saw action in all 16 contests for the fifth-straight season in 2017, snapping on all kicks and punts for a total of 148 special teams plays.*
- *Posted a fumble recovery on punt coverage (2015) and seven special teams tackles in his career, including a career-high three in 2013.*
- *Signed by the Chargers as a rookie midway through the 2010 season after spending the offseason program with Cincinnati.*

CAREER TRANSACTIONS

2010: *Signed by Cincinnati Bengals as undrafted free agent, April 30…Waived by Bengals, Aug. 29…Signed by San Diego Chargers, Oct. 13.*
2012: *Re-signed by Chargers as exclusive rights free agent, April 13…Placed on Reserve/Injured (wrist).*
2013: *Re-signed by Chargers as restricted free agent, March 9.*
2017: *Re-signed by Los Angeles Chargers as unrestricted free agent, March 9.*

2017: Saw action in all 16 contests, snapping on all kicks and punts for a total of 148 special teams plays...Posted two special teams tackles at the Jets on Christmas Eve…**at Denver (Sept. 11):** Snapped on all field goals and punts, seeing time on nine special teams plays...**vs. Miami (Sept. 17):** Handled all snapping duties, participating on nine snaps on special teams...**vs. Kansas City (Sept. 24):** Played on seven special teams snaps as he handled all snapping duties...**vs. Philadelphia (Oct. 1):** Appeared in the 105th game of his career, participating on eight special teams plays…**at New York Giants (Oct. 8):** Saw action on a season-high 11 special teams snaps, handling snapping duties for six punts, two successful field goals and three extra points…**at Oakland (Oct. 15):** Handled all snapping duties, seeing action on eight special teams plays…Snapped on a 32-yard game-winning field goal by K Nick Novak as time expired…**vs. Denver (Oct. 22):** Snapped on all punts and extra points for a total of 11 plays…**at New England (Oct. 29):** Snapped on all kicks, playing on seven special teams snaps….**at Jacksonville (Nov. 12):** Appeared in the 110th game of his career, snapping on all punts and kicks for 14 special teams plays…**vs. Buffalo (Nov. 19):** Saw action on 13 special teams plays, snapping on all extra points, punts and field goal attempts as Nick Novak set a single-game career high with 18 points…**at Dallas (Nov. 23):** Snapped on all kicks, seeing action on a total of six special teams snaps, including the first career point for P Drew Kaser…**vs. Cleveland (Dec. 3):** Handled all snapping duties, appearing on eight special teams plays…**vs. Washington (Dec. 10):** Played on 11 special teams snaps, snapping on all punts and kicks…**at Kansas City (Dec. 16):** Snapped on all punts, kicks and extra point attempts for a total of five special teams plays…Game marked the 115th of his career…**at New York Jets (Dec. 24):** Handled all snapping duties, seeing action on 13 special teams plays…Posted two special teams tackles on punt coverage, pinning the Jets inside their 20-yard line once…**vs. Oakland (Dec. 31):** Snapped on all kicks and punts, totaling eight special teams snaps.

2016: Snapped in all 16 contests…**at Cleveland (Dec. 24):** Appeared in the 100th game of his career.

2015: Handled snapping duties in all 16 games…**at Kansas City (Dec. 13):** Recovered a fumble on punt coverage to give the Chargers possession in Chiefs territory.

2014: Snapped in all 16 contests.

2013: Handled the snapping duties in all 16 games in the regular season and both postseason contests…Posted two tackles on special teams in the regular season.

2012: Totaled a career-high three special teams tackles…Snapped until injuring his wrist in second contest against the Broncos…Placed on injured reserve on Nov. 21 with a season-ending wrist injury…**at Denver (Nov. 18):** Handled snapping duties before exiting with a season-ending wrist injury.

2011: Snapped in all 16 games.

2010: Handled all snapping duties for the Chargers for the remainder of the season after being signed on Oct. 13…**at St. Louis (Oct. 17):** Made his NFL debut, snapping on all kicks.

COLLEGE: Played three seasons (2007-09) at Cincinnati after redshirting in 2006…Did not register an unplayable snap on 395 attempts in his career…Snapped on the nation's No. 1 punt unit as a freshman in 2007.

PERSONAL: Given name Michael Frank Windt…Born in Cincinnati, Ohio…Began snapping after his father, Joe, noted his ability to snap the ball better than throw it overhand…Enjoys playing golf and stand-up paddle-boarding in his leisure…Married his wife, Kate, in April 2014…The couple has a daughter, Sloan, and owns an English Bulldog, Hemingway, and a Cane Corso, Zella…Studied psychology at Cincinnati…**High School:** Played on state championship teams as a junior (2002) and senior ('03) at Elder High in Cincinnati, Ohio.

CHARGERS PRONUNCIATION GUIDE

Jahleel (jah-LEEL) **Addae** (uh-DIE)
Patrick **Afriyi** (uh-FREE-yay)
Jatavis (juh-TAY-vis) Brown
Nick **Dzubnar** (duh-ZOOB-nar)
Austin **Ekeler** (ECK-uh-ler)
Albert **Havili** (hah-VEE-lee)
Bijhon (BEE-john) Jackson
Drew **Kaser** (KAY-zer)
Corey **Liuget** (LEE-jit)
Craig **Mager** (MAY-gur)
Brandon **Mebane** (me-BANE)
Detrez (DEE-trez) Newsome
Uchenna (oo-CHEN-uh) **Nwosu** (noo-WOE-sue)
Russell **Okung** (oh-KOONG)
Darius **Philon** (PHI-lawn)
Hayes **Pullard** (Pull-LARD)
Scott **Quessenberry** (QWES-sin-bear-ee)
Isaac **Rochell** (ROW-shell)
Michael **Schofield** (SKO-field)
Nic **Shimonek** (SHIM-uh-neck)
Sam **Tevi** (teh-VEE)
Shane **Tripucka** (tri-PEW-kah)
Kyzir (kai-ZEER) White
Tyrell (TIE-rell) Williams

MIKE WINDT NFL GAMES

Year	Team	GP
2010	San Diego	11
2011	San Diego	16
2012	San Diego	10
2013	San Diego	16
2014	San Diego	16
2015	San Diego	16
2016	San Diego	16
2017	Los Angeles Chargers	16
NFL Totals		**117**

POSTSEASON

Year	Team	GP
2013	San Diego	2

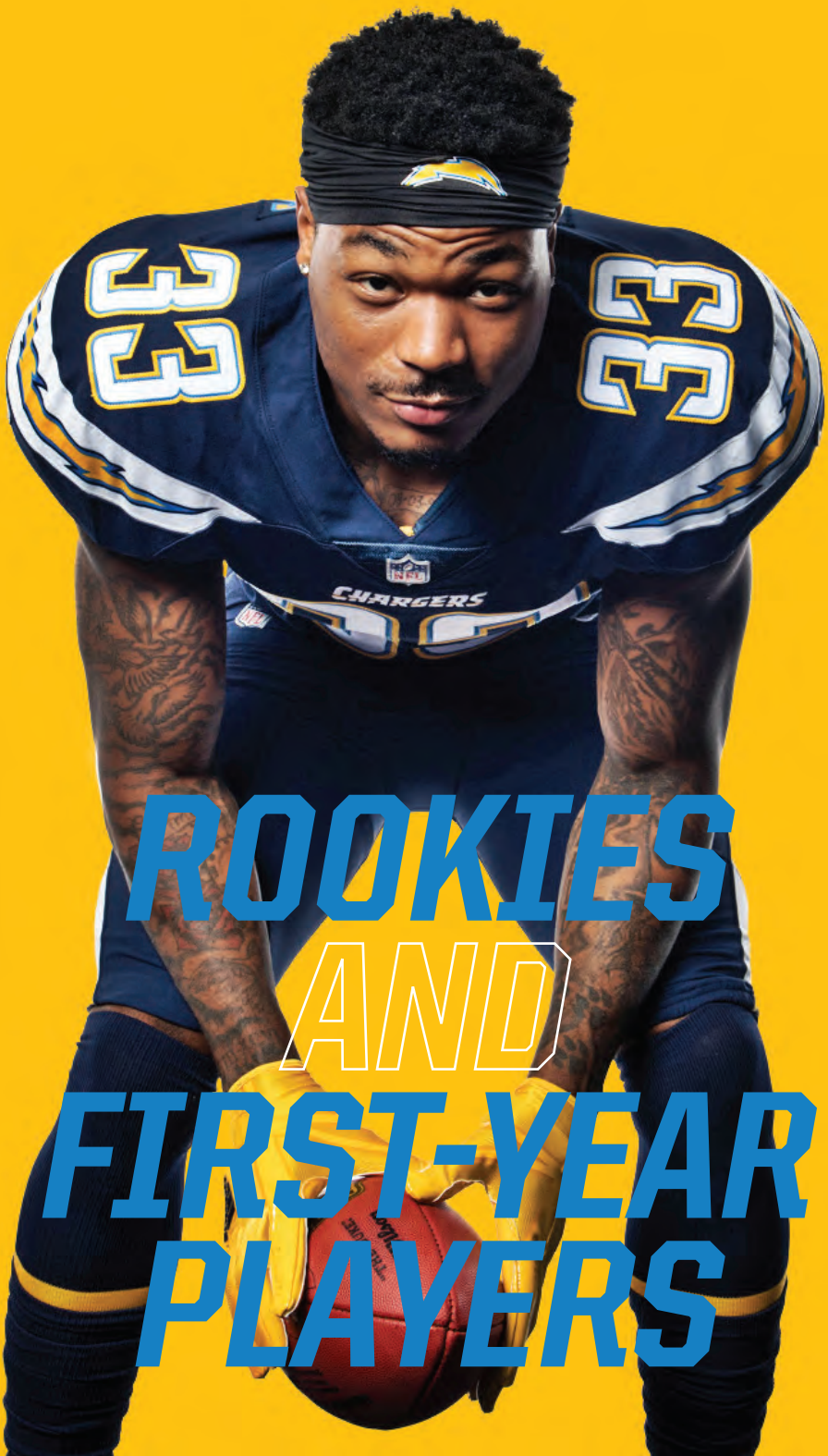

ROOKIES AND FIRST-YEAR PLAYERS

DERWIN JAMES

SAFETY

6-2 | 215 LBS | ROOKIE

DRAFT 1 - 17 OVERALL

FLORIDA STATE

HAINES CITY, FLA.

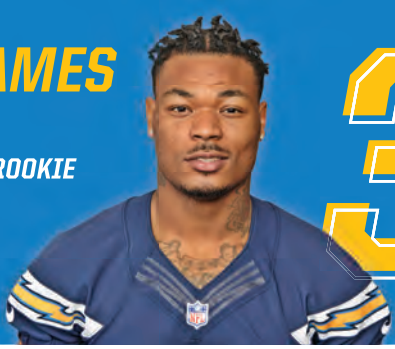

33

COLLEGE HIGHLIGHTS

- *Finished his Seminoles career with 183 tackles, 15 tackles for loss, 5.5 sacks, 19 passes defensed and three interceptions.*
- *Consensus All-American in 2017, including first-team honors from the Football Writers Association of America.*
- *Two-time Atlantic Coast Conference Defensive Back of the Week winner.*
- *As a freshman in 2015, won the Florida State Defensive Most Valuable Player and split Hinesman Team MVP honors with DE DeMarcus Walker.*

2017: Started all 12 games, totaling 84 tackles, 5.5 tackles for loss, two INTs, 13 passes defensed, a sack and a blocked kick…Ended the season with 47 tackles, four tackles for loss, two INTs and a blocked kick in the final six games of the year…Named Atlantic Coast Conference Defensive Back of the Week after posting six tackles and a half-sack against No. 1 Alabama in the season opener…Posted a season-high 13 tackles at Boston College…Recorded an INT, a tackle for loss and a blocked kick against Syracuse…The blocked kick came on a game-tying field goal attempt at the end of regulation…**Accolades**: First-team All-America from the *Football Writers Association of America*…Second-team All-America from Walter Camp, *The Associated Press, Sporting News* and the American Football Coaches Association…First-team All-Atlantic Coast Conference…Was on the watch list for the Bednarik, Maxwell, Nagurski, Thorpe and Hornung Awards.

2016: Suffered a knee injury in Week 2 and missed the rest of the season…In Week 1 against No. 11 Mississippi, earned Atlantic Coast Conference Defensive Back of the Week honors after registering a team-high eight tackles and the first INT of his career… **Accolades:** Consensus preseason All-American.

2015: Posted 91 tackles, 9.5 tackles for loss, 4.5 sacks and five passes defensed…Added two forced fumbles and two recoveries…Saw action in all 13 games and started the final eight contests of the year…Finished second on the team in tackles, tackles for loss, sacks and fumble recoveries…His 91 tackles were the third-best by a Seminole freshman in school history…Led the team in tackles in five games, including a season-high 14 stops against Houston in the Chick-fil-A Peach Bowl…Posted a tackle and a fumble recovery in his collegiate debut against Texas State…Earned Atlantic Coast Conference Defensive Back of the Week for his performance against North Carolina State, where he tallied 10 tackles, a tackle for loss, a sack and a fumble recovery…**Accolades:** Recognized as one of the team's top newcomers…Named the Seminoles' Defensive Most Valuable Player and shared the Hinesman Team MVP with DE DeMarcus Walker…Third-team All Atlantic Coast Conference by media members…CBSSports.com honorable mention All-America…Freshman All-America by *Sporting News, USA Today* and Campus Insider.

CAREER TRANSACTIONS

2018: *Selected by Los Angeles Chargers in the first round (17th overall) of NFL Draft, April 26…Signed rookie contract, June 1.*

HIGH SCHOOL: Played at Haines City (Fla.) High as a junior and senior after transferring from Auburndale (Fla.) High…Ranked as a five-star recruit and the top safety in the nation by ESPN, Rivals.com and Scout.com…Participated in the 2015 Under Armour All-America Game and helped Team Highlight to a 46-6 victory…Led Haines City as a senior with 94 tackles and four INTs…Added 11 receptions for 181 yards (16.5 avg.) and two TDs in 2014…Named first-team All-State and second-team American Family Insurance All-USA as a senior…Lettered four years in basketball and four years in football.

PERSONAL: Given name Derwin Alonzo James Jr. …Born in Winter Haven, Fla. …Participated in Relay for Life in college…Former Tampa Bay RB Mike James is a cousin…Enjoys playing Madden in his spare time…Studied criminology.

UCHENNA NWOSU

LINEBACKER

6-2 | 251 LBS | ROOKIE

DRAFT 2 - 48 OVERALL

SOUTHERN CALIFORNIA

CARSON, CALIF.

58

COLLEGE HIGHLIGHTS

- *Ended his collegiate career with 52 games played and 28 starts, totaling 168 tackles, 20.5 tackles for loss, 12.5 sacks, 20 passes defensed, an interception, a fumble recovery and a forced fumble.*
- *Named first-team All-Pacific-12 by The Associated Press and the conference's coaches before being invited to the Reese's Senior Bowl following his senior campaign.*
- *Named Southern California's John McKay Award winner as a junior, which is given annually to the Trojan underclassman with the most competitive spirit.*

2017: Started all 14 games, posting career highs with 75 tackles, 11.5 tackles for loss and 9.5 sacks…Added 14 passes defensed, an INT and a fumble recovery…With 13 deflections, set the most in a single season by a Trojan since 2003…Ranked No. 22 in the nation in sacks…Was invited to the Reese's Senior Bowl in Mobile, Ala., and was a team captain…Earned Pacific-12 Defensive Player of the Week honors from CollegeSportsMadness.com with eight tackles, three sacks and a pass defensed at Arizona State… **Accolades:** First-team All-Pacific-12 by *The Associated Press*, the conference coaches, *Athlon* and *Phil Steele's College Football*…Named Southern California's Co-Most Valuable Player and Co-Lifter of the Year.

2016: Opened at outside linebacker in all 13 games…Totaled 53 tackles, 7.5 tackles for loss, three sacks, five passes defensed and a forced fumble…Set a career high with 10 tackles and a sack with two passes defensed against Pacific-12 South Champion Colorado…Posted another seven tackles and a forced fumble against California….**Accolades:** Southern California's John McKay Award.

2015: Appeared in all 13 games with one start against Arizona, the first of his career…Posted 31 tackles, 1.5 tackles for loss and a pass defensed…Registered eight tackles and a tackle for loss against Stanford in the conference championship game.

CAREER TRANSACTIONS

2018: *Selected by Los Angeles Chargers in the second round (48th overall) of NFL Draft, April 27…Signed rookie contract, May 11.*

2014: Saw the field as a true freshman in 12 games…Finished the season with nine tackles…Posted a season-high two tackles against Fresno State.

HIGH SCHOOL: Played at Narbonne High in Harbor City, Calif., earning PrepStar All-West and first-team All-L.A. City Division I honors…Named first-team All-South Bay by the *South Bay Daily Breeze* and first-team All-Marine League as a senior in 2013…Closed out his senior campaign with 121 tackles, three INTs, 12 passes defensed, a forced fumble and a recovery…Lettered two years in football and four in basketball.

PERSONAL: Given name Anon Uchenna Nwosu Jr. …Name is pronounced oo-CHEN-uh noo-WOE-sue…Born in Los Angeles, Calif. …Family friends with former All-Pro CB Nnamdi Asomugha…Of Nigerian descent…Was high school teammates with Broncos draft pick Keishawn Bierria…Earned a degree in political science from Southern California.

JUSTIN JONES

DEFENSIVE LINE

6-3 | 309 LBS | ROOKIE

DRAFT 3 - 84 OVERALL

NORTH CAROLINA STATE

AUSTELL, GA.

91

COLLEGE HIGHLIGHTS

- *Two-time honorable mention All-Atlantic Coast Conference, earning the recognition his junior and senior seasons.*
- *Posted 116 tackles (61 solo) for the Wolfpack in 49 games played (29 starts) while adding 7.5 sacks, 23.5 tackles for loss, a forced fumble, a recovery, a pass defensed and a blocked field goal.*
- *Played in four bowl games in his career and was invited to the Reese's Senior Bowl.*

2017: Started all 13 games, finishing with 34 tackles (14 solo) and a fumble recovery…Added 2.5 sacks and 8.5 tackles for loss…Earned honorable mention All-Atlantic Coast Conference recognition for the second consecutive season and was invited to participate in the Reese's Senior Bowl in Mobile, Ala. …Posted a career-high 2.5 tackles for loss, seven tackles (four solo) and a sack in a victory over Syracuse… **Accolades:** Honorable mention All-Atlantic Coast Conference.

2016: Posted career highs in tackles (43), solo stops (21) and sacks (three) in 13 starts to earn honorable mention All-Atlantic Coast Conference recognition… Added 6.5 tackles for loss and a pass defensed… Registered a blocked field goal against Boston College…**Accolades:** Honorable mention All-Atlantic Coast Conference.

CAREER TRANSACTIONS

2018: *Selected by Los Angeles Chargers in the third round (84th overall) of NFL Draft, April 27…Signed rookie contract, May 11.*

2015: Started three games while appearing in 13… Registered 29 tackles (20 solo), two sacks, 6.5 tackles for loss and a forced fumble…Posted the first sack of his career in a seven-tackle performance against Clemson.

2014: Played in 10 games, finishing with 11 tackles (six solo)…Posted the first tackle of his career at South Florida.

HIGH SCHOOL: Played at South Cobb High in Austell, Ga. …Posted a sack and blocked extra point in the Cobb County All-Star Senior Bowl…Played in the Offense-Defense Senior Bowl…Ranked as the No. 14 strongside DE in the nation by Rivals.com…Lettered four years in football and two in lacrosse.

PERSONAL: Given name Justin Maurice Jones…Born in The Bronx in New York City, N.Y. …Drove for Grubhub and Uber Eats in the summer of 2017…Studied sports management at North Carolina State.

KYZIR WHITE

LINEBACKER

6-2 | 218 LBS | ROOKIE

DRAFT 4 - 119 OVERALL

WEST VIRGINIA

MACUNGIE, PA.



44

COLLEGE HIGHLIGHTS

- *Ended his collegiate career at West Virginia, playing his final two seasons for the Mountaineers while racking up 152 tackles (113 solo), 14.5 tackles for loss, nine passes defensed, four forced fumbles, a recovery, four sacks and three interceptions.*
- *Posted 94 tackles (66 solo), 7.5 tackles for loss, seven passes defensed, two forced fumbles, a sack and three interceptions in his senior season for the Mountaineers in 2017.*
- *Spent the first two years of his collegiate career at Lackawanna College, ending his Falcons tenure with 71 tackles, 3.5 tackles for loss, 10 passes defensed, four interceptions and two fumble recoveries.*
- *Led the Falcons to an 8-2 record as a sophomore in 2015, culminating in first-team All-Northeast Football Conference and PrepStar Junior College All-American Honors.*

2017: Started all 13 games, totaling 94 tackles (66 solo), 7.5 tackles for loss, a sack, two forced fumbles, a recovery, four passes defensed and a team-high three INTs…His 94 stops were good for second on the team…Ended the year with three-straight 10-plus tackle performances…Posted a career-high 13 tackles against Utah in the Heart of Dallas Bowl, including a sack and 1.5 tackles for loss…**Accolades:** Earned second-team All-Big 12 recognition…Recognized by SBNation as honorable mention All-America.

2016: In his first season at West Virginia, started all 12 games he played in while missing one with a hand injury…Totaled 58 tackles (47 solo), seven tackles for loss, four sacks, five passes defensed, two forced fumbles and a recovery…Made the first start of his career against Missouri, recording seven solo stops and a tackle for loss…Posted a career-high two sacks, five tackles and the first forced fumble of his career at Texas…**Accolades:** Second-team All-Big 12 by ESPN.com.

CAREER TRANSACTIONS

2018: *Selected by Los Angeles Chargers in the fourth round (119th overall) of NFL Draft, April 28…Signed rookie contract, May 11.*

2015: Totaled 37 tackles, two tackles for loss, three INTs, seven passes defensed and two fumble recoveries in his second season at Lackawanna College…Led the team to an 8-2 record…**Accolades:** First-team All-Northeast Football Conference…Named to ESPN's JuCo Top 50 prospects…Rated by Scout.com as a four-star recruit following his career at Lackawanna.

2014: Registered 34 tackles, an INT, three passes defensed and 1.5 tackles for loss as a freshman at Lackawanna College…**Accolades:** Third-team All-Northeast Football Conference.

HIGH SCHOOL: Played at Emmaus (Pa.) High, helping lead the team to the playoffs in three of his four seasons…Was a team captain and earned first-team All-Lehigh Valley Interscholastic Athletic Conference as a senior…Led the LVIAC in tackles his senior season…Two-time Athletic Director's Honor Roll…Played WR and S while seeing action at RB in short-yardage situations.

PERSONAL: Given name Kyzir Rasim White…First name is pronounced kai-ZEER…Born in Allentown, Pa. …His brother, Kevin, plays WR for the Chicago Bears and was selected by Chicago with the No. 7 overall pick in the 2015 NFL Draft out of West Virginia…Played the 2016-17 seasons at West Virginia with his other brother, Ka'Raun, who was signed by Seattle following the 2018 NFL Draft…All three of the brothers played at Lackawanna College before transferring to West Virginia…His sister, Kiyae, plays basketball at Auburn…Was high school teammates with San Francisco RB Joe Williams…Provided instruction at youth football camps while in college…Earned a degree in multidisciplinary studies from West Virginia.

SCOTT QUESSENBERRY

OFFENSIVE LINE

6-4 | 310 LBS | ROOKIE

DRAFT 5 - 155 OVERALL

UCLA

LA COSTA, CALIF.

COLLEGE HIGHLIGHTS

- *Started 44 games for the Bruins along the offensive line, including all games in 2014, '16-17.*
- *Protected All-Conference QB Josh Rosen for two seasons, including for the largest comeback in school history and five 400-yard passing performances in 2017.*
- *Named first-team All-Pacific-12 as a junior while earning honorable mention All-Pac-12 recognition as a senior.*

2017: Started all 13 games at C…Part of an offensive unit that improved its rushing average by nearly a full yard…Cornerstone of an offensive line that saw rushing yardage, rushing TDs and rushing first downs increase from the previous season…Helped the Bruins rank third in the Pacific-12 in total offense… **Accolades:** Honorable mention All-Pacific-12…Senior CLASS Award candidate…Was on the watch list for the Rimington Trophy and Outland Trophy.

2016: Opened all 12 games at C, snapping to QB Josh Rosen until he suffered a season-ending injury… Protected Rosen to throw for 1,915 yards and 10 TDs on 137-of-231 passing (59.3 pct.) in six starts… Provided time for QB Mike Fafaul after Rosen's injury… **Accolades:** Earned first-team All-Pacific-12 honors from the conference coaches.

2015: Did not play and took a medical redshirt.

2014: Started all 13 games, including 12 at LG after starting the season opener at C…Paved the road for RB Paul Perkins, who led the Pacific-12 in rushing, as he worked his way to the second-best rushing total in school annals…**Accolades:** Named honorable mention Academic All-Pacific-12.

CAREER TRANSACTIONS

2018: *Selected by Los Angeles Chargers in the fifth round (155th overall) of NFL Draft, April 28…Signed rookie contract, May 11.*

2013: Appeared in the first game of his career at Oregon in the seventh game of the season…Started five of the next six contests at LG, including the Bruins' bowl game victory over Virginia Tech…**Accolades:** Ed Kezirian Award for Academic and Athletic Balance.

HIGH SCHOOL: Played at La Costa Canyon High in Carlsbad, Calif. …Rated as a three-star recruit by Scout.com and Rivals.com…Ranked by Rivals.com as the nation's No. 5 center and as the No. 7 center by Scout.com…Selected to play in the Under Armour All-American Game in Orlando, Fla. …Started all 33 career high school games…Served as a team captain… Lettered in football, basketball and track & field…Also served as a team captain in track & field.

PERSONAL: Given name Scott Walker Quessenberry… Last name is pronounced QWES-sin-bear-ee…Born in Carlsbad, Calif. …Older brother, David, played on the offensive line at San Jose State and was selected in the sixth round of the 2013 NFL Draft by the Houston Texans…Other brother, Paul, was a LB at the Naval Academy…Enjoys golfing in his spare time and participated in the inaugural Chargers Invitational, which benefitted the Chargers Community Foundation and Children's Hospital Los Angeles…Earned a degree in political science from UCLA.

DYLAN CANTRELL

WIDE RECEIVER

6-3 | 226 LBS | ROOKIE

DRAFT 6 - 191 OVERALL

TEXAS TECH

WHITEHOUSE, TEXAS

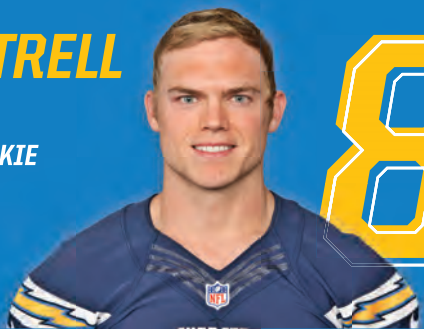

84

COLLEGE HIGHLIGHTS

- *Appeared in 46 career games (29 starts) with 158 receptions for 1,873 yards (11.9 avg.) and 18 touchdowns.*
- *Posted a three-yard touchdown run on the first carry of his career.*
- *Posted six catches for 56 yards (9.3 avg.) in his collegiate debut against Stephen F. Austin.*

2017: Started all 13 games, setting career highs with 71 catches for 816 yards (11.5 avg.)…Added seven TD catches, which ranked 10th in the Big 12…Posted his lone 100-yard performance against Arizona State, finishing with a career-high 160 yards and two TDs on eight catches (20.0 avg.)…Registered a three-yard TD run on the first carry of his career…**Accolades**: Named honorable mention All-Big 12 by the conference coaches…Preseason watch list member for the Earl Campbell Tyler Rose Award…Recognized as second-team Academic All-Big 12.

2016: Started all 10 games that he appeared in, missing two due to injury…Posted 675 receiving yards and a career-high eight TD catches on 58 receptions (11.6 avg.)…Kicked off the season with a TD catch in each of the first four games…In the season finale against Baylor, passed the 100-yard receiving mark for the first time in his career, finishing with 111 receiving yards and two TDs on nine catches (12.3 avg.)…**Accolades**: First-team Academic All-Big 12 selection.

2015: Redshirted and did not play.

2014: Appeared in 12 games with six starts…Posted 20 catches for 312 yards (15.6 avg.) and two TDs…Made the first start of his career against No. 24 Oklahoma State in the Big 12 opener on ESPN…Tallied two catches for 50 yards (25.0 avg.) against the Cowboys, including a one-handed catch for 33 yards that was recognized as the No. 2 play on ESPN's SportsCenter…**Accolades**: First-team Academic All-Big 12 selection.

CAREER TRANSACTIONS

2018: *Selected by Los Angeles Chargers in the sixth round (191st overall) of NFL Draft, April 28…Signed rookie contract, May 11.*

2013: Played in 11 games as a true freshman, totaling nine catches for 70 yards (7.8 avg.) and a TD…Posted six catches for 56 yards (9.3 avg.) in his collegiate debut against Stephen F. Austin…Registered the first TD catch of his career on a four-yard reception against Kansas.

HIGH SCHOOL: Played at Whitehouse (Texas) High, helping the Wildcats to a 10-2 record as a senior in 2012 with a trip to the Class 4A Division II Area Playoffs…It marked just the third 10-win season in school history…As a senior, registered 66 catches for 1,396 yards (21.2 avg.) and 15 TDs…Was rated a four-star prospect by Scout.com and a three-star recruit by Rivals.com and ESPN…Named first-team All-State by *The Associated Press*…Unanimous first-team All-District 14-4A selection…Finished his junior year with 86 receptions for 1,402 yards (16.3 avg.) and 21 TDs…Saw action at WR, S and P…Lettered three years in football and two in basketball.

PERSONAL: Given name Dylan Tyler Cantrell…Nickname is 'DC'…Born in Tyler, Texas…Elder brother, Jordan, played LB at Harding University while his younger brother, Cameron, has committed to play at Texas Tech…Played youth football, high school and part of college with Chiefs QB Patrick Mahomes…Earned a degree in sports management from Texas Tech.

JUSTIN JACKSON

RUNNING BACK

6-0 | 199 LBS | ROOKIE

DRAFT 7 - 251 OVERALL

NORTHWESTERN

CAROL STREAM, ILL.

COLLEGE HIGHLIGHTS

- *Joined Wisconsin RB Ron Dayne as just the second player in Big Ten history and ninth player in Football Bowl Subdivision history to rush for 1,000-plus yards in four-straight seasons.*
- *Finished as the Wildcats' all-time leader in rushes (1,142), rushing yards (5,440), rushing touchdowns (41), all-purpose yards (6,298) and total touchdowns (42).*
- *Ended his career at No. 3 on the Big Ten's career rushing yards and attempts lists.*
- *Averaged 100-plus rushing yards-per-game in three seasons (2015-17) for Northwestern.*
- *Totaled 27 100-yard performances in his Wildcats career.*
- *Two-time consensus second-team All-Big Ten selection and was twice named Northwestern's Most Valuable Player.*

2017: Appeared in 13 games, totaling 1,311 rushing yards and 11 TDs on 287 attempts (4.6 avg.) to average 100.8 rushing yards-per-game…Became just the second player in Big Ten History (Wisconsin RB Ron Dayne) and ninth player in Football Bowl Subdivision history to rush for 1,000-plus yards in four-straight seasons…It marked his third-straight season averaging 100-plus yards-per-game on the ground…Added 44 catches for 276 yards (6.3 avg.), setting career highs in the process…Completed the only pass attempt of his career for a 12-yard TD in a triple-overtime victory over No. 16 Michigan State…Became the Wildcats' all-time leader in rushes (1,142), rushing yards (5,440), rushing TDs (41), all-purpose yards (6,298) and total TDs (42)…Ended his career ranked third in Big 10 history in career rushing yards and attempts…Posted seven 100-yard performances…**Accolades:** Named the team's Most Valuable Player for the second season…Consensus second-team All-Big Ten selection…Finalist for the William V. Campbell Trophy…Was on the watch list for the Doak Walker Award, Maxwell Award and Wuerffel Trophy…Allstate American Football Coaches Association Good Works Team Nominee.

BEYOND THE BOLT

While at Northwestern, was involved in the student-athlete group, 'Engage,' which focused on diversity inclusion and social justice.

2016: Rushed for a career-high 1,524 yards on 298 carries (5.1 avg.) in 13 games played…His 1,524 rushing yards ranked third in school history for a single season…Added a career-high 15 rushing TDs and 219 receiving yards on 35 catches (6.3 avg.)…Became the first player in school annals to rush for 1,000 yards in three consecutive seasons…His Big Ten-leading 117.2 rushing yards-per-game average was a career high and marked his second-straight year averaging 100-plus yards-per-game…Posted six 100-yard performances…Finished the season with 4,129 career rushing yards, good for second in program history…Rushed for a career-high 224 yards and three TDs in a victory over No. 23 Pittsburgh…**Accolades:** Earned Northwestern's Most Valuable Player honors…Named first-team All-Big Ten by conference media…Recognized by the coaches as second-team All-Big Ten…College Sports Information Directors of America second-team Academic All-American nominee…Preseason Doak Walker Award Watch List…Named Big Ten Offensive Player of the Week after a 171-yard performance that included a 58-yard TD run at Iowa.

2015: Appeared in 13 games and totaled a then-career-high 1,418 rushing yards and five TDs on a career-high 312 attempts (4.5 avg.)…Posted 21 catches for 162 yards (7.7 avg.)…Averaged 109.1 rushing yards-per-game…Became just the fifth player in program history to post back-to-back 1,000-yard rushing seasons…Ended the season ranked sixth on the Wildcats' all-time rushing list…Posted eight 100-yard performances…**Accolades:** Consensus second-team All-Big Ten selection…Was on the watch list for the Maxwell Award and Doak Walker Award…Second-team offense on *Athlon's* 2015 All-Big Ten Team…Member of *Phil Steele's College Football* preseason second-team All-Big Ten.

32

2014: One of four Wildcats true freshman to see the field, totaling 1,187 yards and 10 TDs on 245 rushing attempts (4.8 avg.) while seeing action in all 12 games…His 1,187 yards were the second-most in program history by a freshman and the 16th 1,000-yard campaign in school annals…Added 201 receiving yards and a TD catch on 22 receptions (9.1 avg.)…Posted six 100-yard performances… **Accolades:** Earned honorable mention All-Big Ten from the conference coaches…Named Northwestern's Offensive Player of the Game five times.

HIGH SCHOOL: Played at Glenbard North High in Carol Stream, Ill. …Ranked as the No. 5 prospect in the state of Illinois by Scout.com after his senior year… Holds school record for career rushing yards (6,531) while ranking fifth in state history in career rushing yards and rushing TDs (85)…Two-time Gatorade Player of the Year…Named Player of the Year by the *Chicago Sun-Times*, *Carol Stream Press* and *Daily Herald*… Two-time All-State honoree by the Chicago Tribune… Posted 42 carries for 405 yards (9.6 avg.) and five TDs in a 40-34 win over Naperville Central High as a senior…Honor Roll student…Lettered three years in football as a RB and DB, and three years in basketball.

CAREER TRANSACTIONS

2018: *Selected by Los Angeles Chargers in the seventh round (251st overall) of NFL Draft, April 28 (compensatory pick)…Signed rookie contract, May 11.*

PERSONAL: Given name Justin Joseph Jackson… Nickname is 'JJ'…Born in Chicago, Ill. …Brother, Phillip, played RB at Northwest Missouri State…Joe Ballard, his uncle, played at Florida A&M, while his cousin, Nicole Ekhomu, plays for the Florida State women's basketball program…Was involved in 'Engage', a student-athlete group centered around diversity inclusion…Enjoys listening to music in his leisure…Earned a degree in economics from Northwestern.

PATRICK AFRIYIE

DEFENSIVE END
6-2 | 240 | ROOKIE
FREE AGENT - '18
COLGATE
LOOMIS CHAFFEE SCHOOL
SANDY HOOK, CONN.

COLLEGE: Played four seasons (2014-17) at Colgate, appearing in 44 games with 29 starts…Ranks second in school history with 26.5 career sacks…Posted 152 tackles (92 solo) and 49.5 tackles for loss for the Raiders…Earned first-team All-Patriot League honors in each of his last three seasons at Colgate…Named Patriot League Defensive Player of the Year, ECAC FCS Defensive Player of the Year and Colgate's Hal Lahar Defensive Most Valuable Player in 2016.

PERSONAL: Given name Patrick Adjei Afriyie…Last name is pronounced uh-FREE-yay…Born in Atlanta, Ga. …Cut grass on campus at Colgate during college for his first job…Earned a degree in psychology from Colgate…**High School:** Played RB, LB and DE for Loomis Chaffee School in Windsor, Conn. …Posted 13 rushing TDs and a TD catch as a senior…Registered 30 tackles, 25 tackles for loss and 11.5 sacks in his final prep season…Earned All-NEPSAC, All-Elite Eight and team MVP honors…Lettered in football, lacrosse and track & field.

CAREER NFL TRANSACTIONS:
2018: Signed by Los Angeles Chargers as undrafted free agent, May 14.

BRETT BOYKO

GUARD
6-6 | 301 | 1st NFL SEASON
3rd SEASON WITH CHARGERS
FREE AGENT - '16
UNLV
ST. JOSEPH HS
SASKATOON, SASKATCHEWAN

2017: Spent the first 15 weeks of the season on the Chargers' practice squad…Appeared in the first game of his career against the New York Jets…**at New York Jets (Dec. 24):** Appeared on a pair of extra point plays.

2016: Signed to Chargers practice squad on Oct. 4 for the remainder of the season.

2015: Spent the season on Philadelphia's practice squad.

COLLEGE: Played four seasons (2011-14) at UNLV after redshirting in 2010, totaling 42 career starts with 36 coming at LT…Earned second-team All-Mountain West Conference and Academic All-MWC as a junior and senior…Started seven games at LT and six at LG as a senior, allowing just one sack on the season…Earned Freshman All-America recognition in 2011.

PERSONAL: Given name Brett William Harry Boyko…Born in Saskatoon, Saskatchewan, Canada…Earned a degree in psychology from UNLV…**High School:** Played DE and QB at St. Joseph High in Saskatoon, Saskatchewan, Canada, lettering three years…Also lettered in basketball…Competed in club lacrosse for the Saskatchewan Swat and the Saskatoon Smash…Also competed in club hockey.

CAREER NFL TRANSACTIONS:
2015: Signed by Philadelphia Eagles as undrafted free agent, May 2…Waived by Eagles, Sept. 5…Signed by Eagles to practice squad, Sept. 6.
2016: Re-signed by Eagles, Jan. 4…Waived by Eagles, May 17…Signed by San Diego Chargers, June 2…Waived by Chargers, Sept. 3…Signed by Chargers to practice squad, Oct. 4.
2017: Re-signed by Chargers, Jan. 2…Waived by Los Angeles Chargers, Sept. 2…Signed by Chargers to practice squad, Sept. 3…Signed to active roster, Dec. 19…Waived by Chargers, Dec. 29.
2018: Signed by Chargers as free agent, Jan. 2.

TONY BROWN

DEFENSIVE BACK
6-0 | 198 | ROOKIE
FREE AGENT - '18
ALABAMA
OZEN HS
BEAUMONT, TEXAS

COLLEGE: Played four seasons (2014-17) at Alabama, appearing in 51 games…Competed in both football and track & field for the Crimson Tide…Posted 89 tackles (58 solo), 4.5 tackles for loss, a half-sack and a forced fumble…Added seven passes defensed and three INTs…Six-time Special Teams Player of the Week as awarded by the Alabama coaching staff…Registered an INT on the first series of the College Football Playoff National Championship, helping Alabama defeat Georgia as a senior…Earned first-team All-America honors in track & field for Alabama in the spring of 2015 in the 4x100-meter relay and the 110-meter hurdles…Named second-team All-American in 2015 in the 100-meter dash with a time of 10.12 seconds.

PERSONAL: Given name Tony Mendell Brown II…Born in Lubbock, Texas…Represented the United States at the 2013 Pan American Junior Athletic Championships in Medellin, Columbia, finishing second in the 110-meter hurdles (13.47 seconds)…His parents, Tony Brown I and Tammy Walker-Brown,

were student-athletes at Texas Tech…Tony I and his uncle, Sammy Walker, both played DB for the Red Raiders…Tammy played basketball and could dunk, earning the moniker 'Skywalker'…Tammy went on to play DB in the Women's Professional Football League and win a championship with the Houston Energy… His sister, Bealoved, ran track & field for Louisiana State and Arizona…Other sister, Sojourner, ran track at Rice…While in college, spoke weekly to students at Holt Elementary in Tuscaloosa, Ala., about setting and accomplishing constructive goals…Earned a degree in communication studies from Alabama…**High School:** Was a five-star prospect, *Parade* All-American and played in the Under Armour All-American game following his senior year at Ozen High in Beaumont, Texas…Named second-team All-USA by *USA Today* in 2013…Ranked as the No. 2 cornerback in the nation by Scout.com and ESPN…Earned honorable mention All-State as a junior in 2012…As a sophomore, totaled 96 tackles, three INTs, 19 passes defensed and a fumble recovery…Won the 2013 Texas Class 4A state championship in the 110-meter hurdles with a time of 13.40 seconds, which was a 4A state record…Posted the top time in the nation in 2013 with a personal-best of 13.38 seconds in the 110-meter hurdles at the 2013 Texas Relays…Had a career-best 7.76-second time in the indoor 60-meter hurdles, the fastest time in the nation in 2013…Placed second in the 2013 Texas Class 4A state meet with a time of 10.53 seconds in the 100-meter dash…Won the 110-meter hurdles at the 2013 USATF National Junior Olympics (13.88 seconds) and the USATF Junior Nationals (13.69 seconds).

CAREER NFL TRANSACTIONS:
2018: Signed by Los Angeles Chargers as undrafted free agent, May 11.

B.J. CLAY

CORNERBACK
6-0 | 190 | ROOKIE
FREE AGENT - '18
GEORGIA STATE
DACULA HS
DACULA, GA.

COLLEGE: Played four seasons (2014-17) at Georgia State, totaling 46 games played with seven starts… Registered three INTs and 13 passes defensed… Picked off all three passes as a junior in 2016, tying for the team lead…Posted two INTs against Tennessee–Martin on back-to-back possessions as a junior…As a true freshman in 2014, totaled 17 tackles and two passes defensed…In 2014, started three of the final four contests.

PERSONAL: Given name Franklin Bruce Clay Jr. … Born in Gwinnet County, Ga. …Active participant in Relay for Life in high school in support of his mother, who had breast cancer…First job was at a Chick-fil-A… Enjoys painting acrylic on canvas in his leisure… Earned a degree in psychology from Georgia State… **High School:** Posted 55 tackles, an INT, a fumble recovery and three tackles for loss as a senior at Dacula (Ga.) High…Helped Dacula reach the state semifinals as a junior, totaling 43 tackles, five passes defensed, two sacks and a forced fumble…Lettered three years in football and track & field.

CAREER NFL TRANSACTIONS:
2018: Signed by Los Angeles Chargers as undrafted free agent, May 11.

ZACHARY CRABTREE

OFFENSIVE TACKLE
6-7 | 310 | ROOKIE
FREE AGENT - '18
OKLAHOMA STATE
MANSFIELD HS
MANSFIELD, TEXAS

COLLEGE: Played four seasons (2014-17) at Oklahoma State after redshirting in 2013, appearing in 47 games with 46 starts…Was recognized following his senior year by the conference coaches as first-team All-Big 12 and was named second-team All-Big 12 by *The Associated Press*…Won Oklahoma State's Vernon Grant Award in 2017 for outstanding leadership, spirit and enthusiasm…As a junior, was key to RB Justice Hill becoming the first freshman in school history to rush for 1,000 yards in a single season…Earned his first Vernon Grant Award as a sophomore in 2015.

PERSONAL: Given name Zachary David Crabtree… Born in Arlington, Texas…Played with Indianapolis DT Hassan Ridgeway and Green Bay CB Lenzy Pipkins in his youth…Earned a degree in sports management from Oklahoma State…**High School:** Earned All-District honors at Mansfield (Texas) High…Was rated as a three-star recruit by Rivals.com and Scout.com... Earned letters in football and basketball.

CAREER NFL TRANSACTIONS:
2018: Signed by Los Angeles Chargers as undrafted free agent, May 11.

CHRIS DURANT

OFFENSIVE LINEMAN
6-4 | 310 | ROOKIE
FREE AGENT - '18
WILLIAM & MARY
OAKTON HS
OAK HILL, VA.

COLLEGE: Played four seasons (2014-17) at William & Mary after redshirting in 2013, starting 36 career games for the Tribe…Recognized as third-team All-Colonial Athletic Association in each of his final three seasons…Blocked for an offense that topped 400 points and 5,000 total yards as a sophomore…Paved the way for three 1,000-yard rushers, including a 1,400-yard output by RB Kendell Anderson in 2014.

PERSONAL: Given name Christopher Charles Durant…Born in Farifax, Va. …Sang in acapella groups in high school and college…Earned a bachelor's degree in kinesiology with a minor in history from William & Mary…**High School:** Earned first-team All-State honors as a senior at Oakton High in Vienna, Va. …Garnered first-team All-Concorde District, first-team All-Northern Region and first-team All-Metropolitan accolades in 2012 as a senior…Lettered three years in football and two in basketball.

CAREER NFL TRANSACTIONS:
2018: Signed by Los Angeles Chargers as undrafted free agent, May 11.



MARCUS EDMOND

CORNERBACK
6-0 | 180 | ROOKIE
FREE AGENT - '18
CLEMSON
LOWER RICHLAND HS
HOPKINS, S.C.

COLLEGE: Played four seasons (2014-17) at Clemson after redshirting in 2013, appearing in 37 games…Totaled 27 tackles, a tackle for loss, an INT and four passes defensed in his Tigers career…Shared the defense's 12th Man Award with teammates Austin Bryant and Scott Pagano as a junior.

PERSONAL: Chosen name Marcus Edmond…Nickname is 'Ed'…Born in Hopkins, S.C. …Sister, Ashley, ran track at South Carolina Upstate…Completed an internship with Clemson's athletic communications in the summer of 2015...Earned a degree in graphic communications with a minor in business from Clemson…**High School:** Rated by Rivals.com as the No. 12 player in South Carolina following his career at Lower Richland High in Hopkins, S.C. …Played both ways, posting 2,000 total yards and 24 TDs as a QB and 48 tackles with four INTs as a DB…Also lettered in track & field, winning the state championship in the 400-meter dash as a junior…Lettered three years in basketball.

CAREER NFL TRANSACTIONS:
2018: Signed by Los Angeles Chargers as undrafted free agent, May 11.

BRANDON FACYSON

CORNERBACK
6-2 | 197 | ROOKIE
FREE AGENT - '18
VIRGINIA TECH
NORTHGATE HS
NEWNAN, GA.

COLLEGE: Played five seasons (2013-17) at Virginia Tech, receiving a medical hardship waiver for the 2014 season…Started 47 of 55 career games played for the Hokies, finishing with 131 tackles (91 solo), nine tackles for loss, five INTs, 44 passes defensed, three forced fumbles and a recovery…Named third-team All-Atlantic Coast Conference as a freshman in 2013, when he picked off five passes, forced a fumble, recovered a fumble and posted 13 passes defensed.

PERSONAL: Given name Brandon Lamar Facyson…Last name is pronounced FAY-sen…Born in Jacksonville, Fla. …Father, Frederick, is a retired Navy pilot…Cousin is former North Carolina QB Oscar Davenport…Grew up with San Francisco S Antone Exum and the Fuller brothers that have combined to play for five NFL franchises: Vincent II (Titans and Lions), Corey (Lions), Kyle (Bears) and Kendall (Redskins and Chiefs)…First job was as a lifeguard in the summers…Earned a degree in biology from Virginia Tech…**High School:** Named first-team All-Region 4B-AAAAA at CB as a senior at Northgate High in Newnan, Ga. …Earned All-County honors as WR in his senior season from the *Newnan Times-Herald*…Ranked by ESPN as the No. 26 cornerback in the nation…Lettered three years in football and one in track & field.

CAREER NFL TRANSACTIONS:
2018: Signed by Los Angeles Chargers as undrafted free agent, May 11.

ZACK GOLDITCH

OFFENSIVE LINE
6-5 | 295 | ROOKIE
FREE AGENT - '18
COLORADO STATE
GATEWAY HS
AURORA, COLO.

COLLEGE: Played four seasons (2014-17) at Colorado State after redshirting in 2013, totaling 43 games played with 38 starts…Part of a line that blocked for over 500 yards of offense in 18 games in his career…As a senior, paved the way for the Rams to post 23 points against No. 1 Alabama, the most points given up by the Crimson Tide to a non-Power 5 opponent since 2007…Named first-team All-Mountain West by the conference coaches as a senior…Two-time nominee for the Wuerffel Trophy (2016-17)…Nominated for the Good Hands Team as a senior…In 2017, was a semifinalist for the Jason Witten Collegiate Man of the Year Award.

PERSONAL: Given name Zackary Warren Golditch…Born in Denver, Colo. …As a senior in high school, was struck in the neck by a stray bullet in the 2012 Aurora (Colo.) Theater Shooting…Received the NFF Inspiration Award for his courage and resiliency returning to the football field after being wounded…Volunteered on the coaching staff of Smoky Hill High in Aurora, Colo., during the summer of 2014…Earned a degree with a double-major in sociology and ethnic studies from Colorado State…**High School:** Named first-team All-State on the defensive line as a senior at Gateway High in Aurora, Colo. …Earned first-team East Metro Athletic Conference and first-team All-City recognition on both sides of the ball…Named by his teammates as the team's Most Valuable Player and defensive MVP…In 2012, recognized as EMAC Defensive Player of the Year and EMAC Player of the Month when he racked up 20 tackles, six tackles for loss and four sacks in October…Named first-team All-League as a junior…Lettered in football as well as track & field…Qualified for the state meet in the discus throw in 2011 before going on to win the 5A state title in 2012 and 2013.

CAREER NFL TRANSACTIONS:
2018: Signed by Los Angeles Chargers as undrafted free agent, May 11.

RUSSELL HANSBROUGH

RUNNING BACK
5-9 | 195 | 1st NFL SEASON
2nd SEASON WITH CHARGERS
FREE AGENT - '17
MISSOURI
BOWIE HS
ARLINGTON, TEXAS

2017: Was on the Chargers' 53-man roster, but inactive, for Week 17 after spending time on the practice squad for Tampa Bay and the Los Angeles Chargers…**vs. Oakland (Dec. 31):** Inactive (healthy scratch).

2016: Played in two games for Tampa Bay…**at Carolina (Oct. 10):** Made his NFL debut…**vs. Carolina (Jan. 1):** Appeared in his second game for the Buccaneers.

COLLEGE: Played four seasons (2012-15) at Missouri, appearing in 48 career games…Ended his Tigers career with 467 rushing attempts for 2,344 yards (5.0 avg.) and 15 TDs…Hauled in 30 receptions for 128 yards (4.3 avg.)…Earned Southeastern Conference Offensive Player of the Week and National Tailback of the Week honors as a junior for his 199-yard performance at Texas A&M, which ranked as the 10th-best single-game effort in school annals.

PERSONAL: Given name Russell Douglas Hansbrough…Born in Arlington, Texas…Enjoys fishing in his spare time…Earned a degree in arts and sciences from Missouri…**High School:** Earned first-team 4-5A All-District honors as a senior in 2011 at Bowie High in Arlington, Texas…Posted over 3,000 career rushing yards, including a senior campaign of 1,238 yards and 18 rushing TDs…Named first-team All-District as a junior and was the district 4-5A Newcomer of the Year as a sophomore…Lettered three years in football and two in baseball.

CAREER NFL TRANSACTIONS:
2016: Signed by Tampa Bay Buccaneers as undrafted free agent, May 2…Waived by Buccaneers, Sept. 3…Signed by Buccaneers to practice squad, Sept. 4…Released by Buccaneers from practice squad, Sept. 13…Signed by Buccaneers to practice squad, Oct. 5…Signed to active roster, Oct. 10…Waived by Buccaneers, Oct. 17…Signed by Buccaneers to practice squad, Oct. 19…Signed to active roster, Nov. 7…Waived by Buccaneers, Nov. 12…Signed by Buccaneers to practice squad, Nov. 15…Released by Buccaneers from practice squad, Nov. 21…Signed by New York Giants to practice squad, Dec. 14…Signed by Buccaneers to active roster from Giants' practice squad, Dec. 27.
2017: Waived by Buccaneers, Sept. 2…Signed by Buccaneers to practice squad, Sept. 3…Released by

Buccaneers from practice squad, Oct. 3…Signed by Los Angeles Chargers to practice squad, Dec. 12…Signed to active roster, Dec. 29.

ALBERT HAVILI

DEFENSIVE END
6-2 | 255 | ROOKIE
FREE AGENT - '18
EASTERN WASHINGTON
FEDERAL WAY HS
FEDERAL WAY, WASH.

COLLEGE: Played four seasons (2013-14, '16-17) at Eastern Washington, redshirting in 2015…Appeared in 53 games in his career, totaling 199 tackles (87 solo), 18.5 tackles for loss, 12 sacks, eight passes defensed, two forced fumbles and an INT…Registered the only INT of his career as a freshman in 2013, returning the pick 77 yards for a TD…Spent the first two seasons of his collegiate career at LB before transitioning to DE for his junior and senior seasons.

PERSONAL: Given name Albert Richie Havili…Last name is pronounced hah-VEE-lee…Born in Lai, Hawaii, which is on the island of Maui…First-generation American as his parents were born in Tonga…Cousin is Stanley Havili, who played collegiately at Southern California and spent time in the NFL with Philadelphia, Indianapolis and Seattle…Uncle is Vai Sikahema, who was the first-ever Tongan to play in the NFL, playing for the St. Louis and Phoenix Cardinals, Green Bay and Philadelphia…Sikahema is now a Philadelphia news anchor…Volunteered for the Fish & Chip Foundation, which hosts a golf event to fundraise for over 15 non-profit and charitable organizations…Throughout his life, worked for a construction company owned by his father, Taniela…Earned a degree in communications from Eastern Washington…**High School:** Earned All-State honors from the *Tacoma News Tribune* as an offensive lineman in 2012 at Federal Way (Wash.) High…Named first-team 4A All-State by The Associated Press at LB as a senior…First-team All-League selection at OL and LB, leading Federal Way to the state quarterfinals…Lettered in track & field, setting a school record in the discus with a throw of 178' 7".

CAREER NFL TRANSACTIONS:
2018: Signed by Los Angeles Chargers as undrafted free agent, May 11.

A.J. HENDY

SAFETY
6-0 | 206 | 1st NFL SEASON
2nd SEASON WITH CHARGERS
FREE AGENT - '17
MARYLAND
BOWIE HS
BOWIE, MD.

2017: Spent the season on the Los Angeles Chargers' practice squad.

2016: Appeared in a Week 17 matchup for Miami after spending the season on the Dolphins' practice squad…Was inactive for the team's postseason matchup…**vs. New England (Jan. 1):** Made his NFL debut, but did not register any stats…**at Pittsburgh (AFC Wild Card, Jan. 8):** Inactive (healthy scratch).

COLLEGE: Played four seasons (2011-13, '15) at Maryland while redshirting in 2014…Totaled 42 games played with 18 starts…Recorded 142 tackles (91 solo), four recoveries, two INTs and nine passes defensed…Returned both career INTs for TDs…As a junior, recovered two fumbles and returned an INT 28 yards for a TD against West Virginia, earning Atlantic Coast Conference Defensive Back of the Week honors…Was also recognized as the Walter Camp Defensive Player of the Week for his performance.

PERSONAL: Given name Jeremiah Ange Hendy…Born in Gaithersburg, Md. …In 2017, participated with teammates in the Dolphins Business Combine to learn about behind-the-scenes jobs with NFL teams…Earned a degree in criminology and criminal justice from Maryland…**High School:** As a senior at Bowie (Md.) High, registered five INTs, including three that were returned for TDs…Added 592 receiving yards, seven TD catches and three punt return TDs in his final year for the Bulldogs.

CAREER NFL TRANSACTIONS:
2016: Signed by Miami Dolphins as undrafted free agent, May 6…Waived by Dolphins, Sept. 3…Signed by Dolphins to practice squad, Sept. 5…Signed to active roster, Dec. 28.
2017: Waived by Dolphins, Sept. 2…Signed by Los Angeles Chargers to practice squad, Oct. 11.
2018: Re-signed by Chargers, Jan. 2.

D'JUAN HINES

LINEBACKER
6-1 | 230 | ROOKIE
FREE AGENT - '18
HOUSTON
DEKANEY HS
SPRING, TEXAS

COLLEGE: Played four seasons (2014-17) at Houston after redshirting in 2013, totaling 48 games played…Ended his Cougars career with 171 tackles (95 solo), eight tackles for loss, three forced fumbles, three passes defensed and an INT…Four-time Academic All-American Athletic Conference…Registered the only INT of his career as a senior in the Hawaii Bowl…Led Houston in 2017 with 110 tackles (57 solo) and three forced fumbles.

PERSONAL: Given name D'Juan Marques Hines…Born in Houston, Texas…Has a three-year old daughter, Reyna…Instructed at youth camps, visited children in hospitals and visited abused women's shelters in college as part of Houston's community efforts…Assisted the recovery efforts in Houston for Hurricane Harvey by passing out food, clothes and other donated supplies…Earned a bachelor's degree in retail consumer science from Houston in 2016…Graduated with a master's degree in global retailing from Houston in the spring of 2018…**High School:** Was rated as the No. 23 quarterback in the nation by ESPN following his senior year at Dekaney High in Houston, Texas…As a senior, posted 1,269 passing yards and 12 TDs while running for 388 yards and six TDs…Posted 21 passing TDs and 1,125 yards with five INTs, and rushed for nine TDs and 363 yards as a junior…Lettered three years in football and four in track & field.

CAREER NFL TRANSACTIONS:
2018: Signed by Los Angeles Chargers as undrafted free agent, May 11.

COLE HUNT

TIGHT END
6-7 | 255 | ROOKIE
FREE AGENT - '18
TEXAS CHRISTIAN
EL CAMPO HS
EL CAMPO, TEXAS

COLLEGE: Played two seasons (2016-17) at Texas Christian after spending two years (2014-15) at Rice and redshirting in 2013…Saw action in 52 games with 23 starts, finishing his collegiate career with 25 catches for 242 yards (9.7 avg.) and two TDs…As a Horned Frog, corralled 12 receptions for 124 yards (10.3 avg.) and a TD…Named honorable mention All-Big 12 and first-team Academic All-Big 12 as a senior.

PERSONAL: Given name Cole Edward Hunt…Born in Bay City, Texas…Older brother, Joey, played for the Horned Frogs from 2012-15, was a two-time All-Big 12 selection and a sixth-round pick of the Seattle Seahawks in the 2016 NFL Draft…His grandfather, Joe Rowe, played college football at Texas…Earned a bachelor's degree in criminal justice from Rice in 2016 and a master's of liberal arts from Texas Christian in 2018…**High School:** Named the 3A Defensive Player of the Year by *The Associated Press* while leading El Campo (Texas) High to the 3A Division I State Championship Game as a senior...Earned All-State honors and was named All-Greater Houston Area and Victoria Era Most Valuable Player…Lettered three years in football and two in baseball.

CAREER NFL TRANSACTIONS:
2018: Signed by Los Angeles Chargers as undrafted free agent, May 11.

BIJHON JACKSON

DEFENSIVE LINE
6-1 | 339 | ROOKIE
FREE AGENT - '18
ARKANSAS
EL DORADO HS
EL DORADO, ARK.

COLLEGE: Played four seasons (2014-17) at Arkansas, totaling 50 games played…Finished with 47 tackles (17 solo), nine tackles for loss, 3.5 sacks and a pass defensed…All 3.5 sacks came in his final two seasons for the Razorbacks…Named to Pro Football Focus' Southeastern Conference Team of the Week after posting an eight-yard sack against Mississippi as a senior.

PERSONAL: Given name Bijhon Jacovi Jackson…First name is pronounced BEE-john…Born in El Dorado, Ark. …Engaged to Brianna Biehl…Earned

a degree in sports management from Arkansas… **High School:** Ranked by ESPN as the No. 1 prospect in Arkansas coming out of El Dorado (Ark.) High… Participated in the 2014 U.S. Army All-American Bowl, posting two tackles to help the West to a 28-6 victory…Led the Wildcats to a 6A state title and a 13-1 record as a sophomore, registering 47 tackles, eight tackles for loss and two sacks…Earned All-State honors as a junior before leading El Dorado to another state championship as a senior, the school's fourth in five seasons…Ended his Wildcats career with 175 tackles…Lettered three years in football and track & field.

CAREER NFL TRANSACTIONS:
2018: Signed by Los Angeles Chargers as undrafted free agent, May 11.

BEN JOHNSON

TIGHT END
6-5 | 245 | ROOKIE
FREE AGENT - '18
KANSAS
LINWOOD HS
BASEHOR, KAN.

COLLEGE: Played four seasons (2014-17) at Kansas after redshirting in 2013, appearing in 45 games with 20 starts…Finished his Jayhawks career with 61 receptions for 670 yards (11.0 avg.) and two TDs…Named honorable mention All-Big 12 by the conference coaches as a sophomore…Set a career high with seven catches as a senior against Central Michigan…Was on the Big 12 Commissioner's Honor Roll and the Athletic Director's Fall Honor Roll in 2014.

PERSONAL: Given name Benjamin Cody Johnson… Born in Leavenworth, Kan. …Earned a bachelor's degree in marketing from Kansas and is currently working on a master's of business administration… **High School:** Ranked by ESPN as the No. 4 prospect in the state of Kansas after lettering four years at Basehor (Kan.) Linwood High…Named first-team All-State and All-Kaw Valley Conference as a junior and senior…Posted 97 catches for 1,552 yards (16.0 avg.) and 17 TDs as a TE along with 111 tackles and 7.5 sacks as a DE in his career…Lettered four years in football, basketball and track & field…Helped the Bobcats win the 2012 state basketball title.

CAREER NFL TRANSACTIONS:
2018: Signed by Los Angeles Chargers as undrafted free agent, May 11.

JJ JONES

WIDE RECEIVER
5-10 | 173 | ROOKIE
FREE AGENT - '18
WEST GEORGIA
NOXUBEE COUNTY HS
MACON, MISS.

COLLEGE: Played two seasons (2015, '17) at West Georgia while redshirting due to injury in 2016… Spent the first two years (2012-13) of his collegiate career at Itawamba Community College in Fulton, Miss. …At West Georgia, appeared in 25 games with 35 catches for 428 yards (12.2 avg.) and four TDs…Helped the Wolves reach the NCAA National Semifinals in 2015…Added a punt return TD as a senior…At Itawamba Community College, totaled 18 games played…Posted 589 receiving yards and two TDs.

PERSONAL: Given name Janardreon Quonshun Jones…Nickname is 'JJ'…Born in Columbus, Miss. …Earned a degree in sport management from West Georgia…**High School:** Led Noxubee County (Miss.) High to a 4A state title as a senior…Lettered two years in football, three in basketball and one in baseball… Saw action at WR and CB in football.

CAREER NFL TRANSACTIONS:
2018: Signed by Los Angeles Chargers as undrafted free agent, May 11.

JUSTICE LIGGINS

WIDE RECEIVER
6-1 | 209 | 1st NFL SEASON
1st SEASON WITH CHARGERS
FREE AGENT - '18
STEPHEN F. AUSTIN
JOHN TYLER HS
TYLER, TEXAS

COLLEGE: Played four seasons (2013-16) at Stephen F. Austin, totaling 36 games played and 13 starts… Posted 102 catches for 1,166 yards (11.4 avg.) and eight TDs for the Lumberjacks…Posted two 100-yard efforts as a senior, finishing the season with 641 yards and three TDs on 49 receptions (13.1 avg.).

PERSONAL: Given name Justice Jerrell Liggins… Born in Tyler, Texas…Spent the 2017 preseason with Indianapolis before being released during final roster reductions…Studied kinesiology at Stephen F. Austin…**High School:** Earned All-District and All-Region honors as a senior at John Tyler High in Tyler, Texas…With 83 catches for 964 yards (11.6 avg.) and eight TDs as a senior, helped lead the Lions to a 13-2 record and a Class 4A Division I state semifinal appearance.

CAREER NFL TRANSACTIONS:
2017: Signed by Indianapolis Colts as undrafted free agent, Aug. 15…Waived by Colts, Sept. 17.
2018: Signed by Colts as free agent, Jan. 2…Released by Colts, May 1…Signed by Los Angeles Chargers, May 14.



ANTHONY MANZO-LEWIS

FULLBACK/TIGHT END
6-0 | 257 | ROOKIE
FREE AGENT - '18
ALBANY
ST. JOSEPH REGIONAL HS
MONTVALE, N.J.

COLLEGE: Played four seasons (2014-17) at Albany, totaling 36 games played…Recorded 53 catches for 612 yards (11.6 avg.) and three TDs…Earned first-team All-Colonial Athletic Association as a junior and second-team All-CAA honors as a senior…Named Academic All-CAA in each of his final three seasons…Logged the three TDs of his Great Danes career as a sophomore, including a career-high two TDs against Richmond.

PERSONAL: Given name Anthony Michael Manzo-Lewis…Nickname is 'Manzo'…Born in Hackensack, N.J. …Brother, Mike, plays football at Montclair State in Montclair, N.J. …Cousin, Kevin, played lacrosse at Cabrini University in Radnor, Pa. …Other cousin, Brian, played football at Stonehill College in Easton, Mass. …Family is heavily involved in autism awareness, annually hosting a fundraiser and raffle at a restaurant with proceeds sending children with autism to summer camp…Plays the piano…Earned a degree in finance and business management from Albany…**High School:** Lettered three times at St. Joseph Regional High in Montvale, N.J. …Led the Green Knights to three-straight Non-Public Group 3 state titles from 2011-13…As a senior in 2013, earned first-team All-League, first-team All-County, second-team All-State and second-team All-North Jersey honors…Defensively, recorded 177 tackles and 13.5 sacks for his career…Hauled in 11 passes for 223 yards on offense for the Green Knights (20.3 avg.)…Lettered four years in football and one in wrestling.

CAREER NFL TRANSACTIONS:
2018: Signed by Los Angeles Chargers as undrafted free agent, May 11.

DETREZ NEWSOME

RUNNING BACK
5-10 | 210 | ROOKIE
FREE AGENT - '18
WESTERN CAROLINA
HOKE COUNTY HS
RAEFORD, N.C.

COLLEGE: Played four seasons (2014-17) at Western Carolina, totaling 43 games played…With 3,728 career rushing yards and 37 TDs on 620 attempts (6.0 avg.), ended his career at No. 2 on Western Carolina's all-time rushing yards and rushing TDs lists…Hauled in 109 passes for 962 yards (8.8 avg.) and seven TDs…Posted 95 kickoff returns for 2,279 yards (24.0 avg.) and two TDs…His 46 total TDs ranked No. 1 in school history…Finished as Western Carolina's all-time leader with 6,969 all-purpose yards…Posted 16 100-yard rushing games, the second-most in school history…Earned first-team All-Southern Conference honors as a senior and sophomore, and second-team All-Southern Conference recognition as a junior and freshman…Recognized by *The Associated Press* as a first-team All-American following his junior season.

PERSONAL: Given name Detrez Jermaine Newsome…First name is pronounced DEE-trez…Born in Thomasville, Ga. …Read to children at local elementary schools each semester of college...Earned a degree in marketing from Western Carolina…**High School:** Named a Southeastern 4A Co-Offensive Player of the Year by the *Fayetteville Observer* and earned All-conference honors as a senior at Hoke County High in Raeford, N.C. …Rushed for over 2,000 yards and 37 rushing TDs as a senior, including a 402-yard, six-TD performance in the season opener…Lettered three years in football and four in track & field.

CAREER NFL TRANSACTIONS:
2018: Signed by Los Angeles Chargers as undrafted free agent, May 11.

ANDRE PATTON

WIDE RECEIVER
6-2 | 200 | 1st NFL SEASON
2nd SEASON WITH CHARGERS
FREE AGENT - '17
RUTGERS
ST. ELIZABETH HS
WILMINGTON, DEL.

2017: Spent the season on the Los Angeles Chargers' practice squad.

COLLEGE: Played four seasons (2013-16) at Rutgers, totaling 44 games played and 27 starts…Finished with 90 catches for 1,164 yards (12.9 avg.) and 10 TDs for his career…Led the team and ranked ninth in the

Big Ten as a senior with five TD catches…Caught 33 passes for 460 yards (13.9 avg.) in 2016…Was second on the team with 432 receiving yards and third with 34 receptions as a junior.

PERSONAL: Given name Andre Marquis Patton… Born in Wilmington, Del. …Older brother, Eric, played football at Delaware…Attended Harlan Middle School with Eagles RB Wendell Smallwood…Enjoys spending time with his pit bulls, Benny and Mac… Studied criminal justice at Rutgers…**High School:** Named the Delaware Defensive Player of the Year by media and the Delaware Interscholastic Football Coaches Association as a senior at St. Elizabeth High in Wilmington, Del. …As a senior, totaled 68 tackles and three INTs on defense while hauling in 48 receptions for 761 yards (15.9 avg.) and eight TDs…Ran for another 677 yards and 14 TDs…Was rated by ESPN.com and Rivals.com as the top prospect in Delaware… Lettered four years in football and basketball.

CAREER NFL TRANSACTIONS:
2017: Signed by Los Angeles Chargers as undrafted free agent, May 1…Waived by Chargers, Sept. 2… Signed by Chargers to practice squad, Sept. 3.
2018: Re-signed by Chargers, Jan. 2.

JEFF RICHARDS

CORNERBACK
6-2 | 210 | 1st NFL SEASON
2nd SEASON WITH CHARGERS
WAIVERS (CAR.) - '17
EMPORIA STATE
DEL CITY HS
DEL CITY, OKLA.

2017: Spent the season on the Los Angeles Chargers' practice squad.

COLLEGE: Played two seasons (2011-12) at Emporia State after transferring from Northeastern Oklahoma A&M Junior College…At Emporia State, appeared in 23 games with 14 starts, registering 84 tackles, two sacks, five INTs, 12 passes defensed and three blocked kicks…Appeared in 16 games for Northeastern Oklahoma A&M, totaling 87 tackles, two INTs and 11 passes defensed.

PERSONAL: Given name Jeffery Ozell Richards Jr. … Born in Oklahoma City, Okla. …In 2015, spent time with the Spokane Shock of the Arena Football League, totaling 25 tackles (20 solo), eight passes defensed and a forced fumble…Played for the Ottawa Redblacks in the Canadian Football League in two seasons (2015-16), totaling 16 tackles and six special teams tackles over 13 games played…Won a Gray Cup with the Redblacks in 2016, posting a tackle and INT to help beat the Calgary Stampeders…Worked as a graduate assistant at Emporia State following his college career before landing with the Shock…Studied crime and juvenile delinquency at Emporia State…**High School:** Played at Del City (Okla.) High…Started at defensive back as a senior and earned a scholarship to Northeastern Oklahoma A&M Junior College… Lettered a year in football and three in baseball…Did not begin playing football until his senior year at Del City High.

CAREER NFL TRANSACTIONS:
2017: Signed by Carolina Panthers as free agent, Jan. 3…Waived by Panthers, Sept. 2…Claimed off waivers by Los Angeles Chargers, Sept. 3…Waived by Chargers, Sept. 11…Signed by Chargers to practice squad, Sept. 13.
2018: Re-signed by Chargers, Jan. 2.

STEVEN RICHARDSON

DEFENSIVE LINE
6-0 | 292 | ROOKIE
FREE AGENT - '18
MINNESOTA
MOUNT CARMEL HS
CHICAGO, ILL.

COLLEGE: Played four seasons (2014-17) at Minnesota, totaling 48 games played with 44 starts… Finished his Golden Gophers career with 103 tackles (51 solo), 12.5 sacks and 28.5 tackles for loss… Added five forced fumbles, four recoveries and three passes defensed…Third-team All-Big 10 as a junior and honorable mention as a sophomore and senior… Won the team's Defensive Trench Award as a senior… Named the team's Defensive Freshman of the Year after posting two sacks, six tackles for loss, a forced fumble and 23 tackles (nine solo) in 13 games with 12 starts in 2014…Three-time Academic All-Big Ten recipient.

PERSONAL: Given name Steven LeShon Richardson… Born in Chicago, Ill. …Nickname is 'Stove'…Presented awards at NFL Honors the night before Super Bowl LII in Minneapolis, Minn. …Active participant in elementary school outreach in college…Earned a degree in marketing from Minnesota…**High School:** Member of back-to-back state championship teams in his final two years (2012-13) at Mount Carmel High in Chicago, Ill. …In the 2013 state title game, posted two sacks that helped the Mount Carmel defense allow just 71 total yards…Recorded 64 tackles, 34 tackles for loss, 17 sacks, two forced fumbles and a recovery as a senior…Also lettered in track & field.

CAREER NFL TRANSACTIONS:
2018: Signed by Los Angeles Chargers as undrafted free agent, May 11.

WHITNEY RICHARDSON

DEFENSIVE END
6-4 | 251 | 1st NFL SEASON
2nd SEASON WITH CHARGERS
FREE AGENT - '17
LANE COLLEGE (TENN.)
BOOKER T. WASHINGTON HS
PERKINSTON, MISS.

2017: Spent 12 weeks on the Los Angeles Chargers' practice squad.

COLLEGE: Played a season (2016) at Lane College in Jackson, Tenn., after playing two years at Arizona Christian in Mesa, Ariz. …Recorded 17.5 sacks and 32.5 tackles for loss en route to being named the NCAA Division II Player of the Year in 2016…Was named Defensive Player of the Year by D2Football.com and made the site's All-America team…Earned first-team All-Conference recognition in 2016…Posted nine tackles and three sacks against Miles College to win Newcomer of the Week.

PERSONAL: Given name Whitney Lamonta Richardson…Nickname is 'Lamonta', which is pronounced luh-MON-tay…Performed youth outreach at community centers…His father, Willie, is a pastor and his mother, Katja, runs a daycare…Is cousins with former RB Trent Richardson…Drove for Uber during the 2015 school year…Studied business administration at Lane College…**High School:** Played at Booker T. Washington High in Pensacola, Fla., for two years after having transferred from Escambia High…Lettered in basketball three years and one year in football…Didn't begin playing football until his senior year of high school.

CAREER NFL TRANSACTIONS:
2017: Signed by Los Angeles Chargers as undrafted free agent, Aug. 22…Waived by Chargers, Sept. 2…Signed by Chargers to practice squad, Sept. 3…Released by Chargers from practice squad, Sept. 14…Signed by Chargers to practice squad, Sept. 27…Released by Chargers from practice squad, Oct. 3…Signed by Chargers to practice squad, Oct. 18.
2018: Re-signed by Chargers, Jan. 2.

AUSTIN ROBERTS

TIGHT END
6-2 | 230 | ROOKIE
FREE AGENT - '18
UCLA
CARMEL (IND.) HS
HOLLYWOOD, FLA.

COLLEGE: Played four seasons (2014-17) at UCLA, totaling 24 games played and six starts…Recorded 35 career receptions for 500 yards (14.3 avg.) and three TDs…Made the first catch of his career as a sophomore at Oregon State for 19 yards…Hauled in the first TD of his career vs. Utah in his junior year…In 2016, posted three catches for a career-high 106 yards (35.3 avg.) against Arizona State.

PERSONAL: Given name Austin Jahmai Roberts…Nickname is 'A-Rob'…Born in Plano, Texas…Son of Chargers running backs coach and two-time Super Bowl Champion TE with the Dallas Cowboys, Alfredo Roberts…Earned a degree in political science from UCLA…**High School:** A consensus four-star recruit out of Carmel (Ind.) High…Played in the U.S. Army All-American Bowl after posting 50 catches for 560 yards (11.2 avg.) and five TDs as a senior…Returned seven kickoffs for 254 yards (36.3 avg.) and two TDs…Helped Carmel High win the state title in his freshman season…Ran track & field, winning the state championship for the 100-meter dash as a senior.

CAREER NFL TRANSACTIONS:
2018: Signed by Los Angeles Chargers as undrafted free agent, May 30.

ARTAVIS SCOTT

WIDE RECEIVER
5-11 | 195 | 1st NFL SEASON
2nd SEASON WITH CHARGERS
FREE AGENT - '17
CLEMSON
EAST LAKE HS
TARPON SPRINGS, FLA.

2017: Spent the season on the Los Angeles Chargers' practice squad.

COLLEGE: Played three seasons (2014-16) at Clemson, totaling 43 games played and 36 starts…Finished as Clemson's career leader with 245 receptions, which also ranks fifth in Atlantic Coast Conference history…Posted 2,458 career receiving yards (10.0 avg.)…Ended his career ranked fifth in school annals with 19 TD catches…Caught a pass in all but one of his 43 career games played, ending his Tigers career with a record-setting streak of 38-straight games with a reception…Earned All-ACC in all three seasons (second-team as a junior and freshman, first-team

as a sophomore)…Named first-team Freshman All-American by *USA Today*.

PERSONAL: Given name Artavis Marquise Scott…Nickname is 'Tay'…Born in Clearwater, Fla. …Has a daughter…Golf was the first sport he played…Earned a degree in communications from Clemson…**High School:** Posted 172 catches for 3,035 yards (17.7 avg.) and 32 TDs in his career at East Lake High in Tarpon Springs, Fla. …Also posted 980 rushing yards and 14 TDs on 108 attempts (9.1 avg.)…Totaled 5,330 all-purpose yards, 51 total TDs and 75 tackles for the Eagles…Played in the U.S. Army All-American Game…Rated by ESPN as the No. 9 player in Florida…Lettered four years in football, one in basketball and three in track & field.

CAREER NFL TRANSACTIONS:
2017: Signed by Los Angeles Chargers as undrafted free agent, May 1…Waived by Chargers, Sept. 2…Signed by Chargers to practice squad, Sept. 3.
2018: Re-signed by Chargers, Jan. 2.

TRENT SCOTT

OFFENSIVE TACKLE
6-5 | 320 | ROOKIE
FREE AGENT - '18
GRAMBLING STATE
LEE HS
HUNTSVILLE, ALA.

COLLEGE: Played four seasons (2013, '15-17) at Grambling State after redshirting in 2014…Allowed just three sacks in his collegiate career…As a senior in 2017, posted 39 pancake blocks and no sacks en route to earning first-team All-Southwestern Athletic Conference recognition.

PERSONAL: Given name Trenton Denzel Scott…Born in Huntsville, Ala. …Omega Psi Phi fraternity chapter president in 2015…While in high school in 2011, did an internship at Alabama A&M's registrar's office…Earned a bachelor's degree in kinesiology in 2016 from Grambling…Currently working on a master's in sports administration at Grambling…**High School:** Received All-State honors as a senior, junior and sophomore at Lee High in Huntsville, Ala. …Lettered four years in football and two in wrestling.

CAREER NFL TRANSACTIONS:
2018: Signed by Los Angeles Chargers as undrafted free agent, May 11.

NIC SHIMONEK

QUARTERBACK
6-3 | 225 | ROOKIE
FREE AGENT - '18
TEXAS TECH
MILDRED HS
MILDRED, TEXAS

COLLEGE: Played three seasons (2015-17) at Texas Tech after sitting out 2014 due to transfer rules, totaling 19 games played for the Red Raiders…Redshirted in 2013 at Iowa…As a starter in his senior campaign, racked up 3,963 yards and 33 TDs with 10 INTs while ranking as one of the most accurate passers in the nation (66.5 pct.)…Led the Big 12 in completions-per-game…His 33 TDs rank 10th for a single season in school history…Totaled 543 passing yards, six TD passes, a rushing TD and 37 completions against Arizona State…Was the primary backup as a junior.

PERSONAL: Given name Nicolas Chad Shimonek…Last name is pronounced SHIM-uh-neck…Born in Ennis, Texas…Elder brother, Jake, played college baseball at Navarro Junior College in Corsicana, Texas…Served at Meals on Wheels in high school and college…Earned a degree in general business from Texas Tech…**High School:** Named first-team All-District and first-team All-Area as a sophomore, junior and senior at Mildred (Texas) High…Honorable mention All-District as a freshman…Honorable mention All-State as a junior and senior…Was a finalist for Texas Player of the Year as a senior…Threw for 2,714 yards and 33 TDs with just six INTs his senior year while running for 850 yards and 17 TDs…Helped the Eagles reach the playoffs all four years, including the state title game as a senior…Lettered four years in football, basketball and baseball.

CAREER NFL TRANSACTIONS:
2018: Signed by Los Angeles Chargers as undrafted free agent, May 11.

SHANE TRIPUCKA

PUNTER
6-3 | 210 | ROOKIE
FREE AGENT - '18
TEXAS A&M
ALLEN HS
ALLEN, TEXAS

COLLEGE: Played four seasons (2014-17) at Texas A&M after redshirting in 2013, totaling 24 games played…Finished his career with 132 punts for 5,846 yards (44.3 avg.), six touchbacks, 56 fair catches and 45 punts inside the 20…Punted a long of 64 yards as a senior…Named by *Phil Steele's College Football* as first-team All-Southeastern Conference and Texas A&M's Special Teams Most Valuable Player as a senior in 2017…In his final season, placed second in the NCAA and first in the SEC with a 46.1-yard punting average…As a junior, set a school record with 27 punts inside-the-20 and did not have a single touchback on the season…Did not see any action as a freshman in 2014 and appeared in one contest as a sophomore in place of injured P Drew Kaser.

PERSONAL: Given name Shane Michael Tripucka…Last name is pronounced tri-PEW-kah…Nickname is 'Trip'…Born in Caldwell, N.J. …His father, Chris, played football at Boston College while his uncle, Kelly, played basketball at Notre Dame and 10 seasons in the NBA…Frank, his grandfather, played at Notre Dame and 15 seasons as a pro, including a four-year stretch with the Denver Broncos where he was named to the 1962 AFL All-Star Game…Frank is a member of the Broncos' Ring of Fame and had his No. 18 retired by the organization, which was worn by QB Peyton Manning with permission from the family…Helped run youth camps and served at homeless shelters in college…Earned a degree in sport management from Texas A&M…**High School:** Earned Under Armour All-American honors at Allen (Texas) High…In his two seasons as the primary punter, opponents totaled zero return yards on his punts.

CAREER NFL TRANSACTIONS:
2018: Signed by Los Angeles Chargers as undrafted free agent, May 11.

CHARGERS ROOKIES & FIRST-YEAR PLAYERS

No.	Name	Pos.	Ht.	Wt.	Age	Exp.	College	Hometown
1	Justice Liggins	WR	6-1	209	23	1	Stephen F. Austin	Tyler, Texas
2	Shane Tripucka	P	6-3	210	23	R	Texas A&M	Allen, Texas
9	Nic Shimonek	QB	6-3	225	23	R	Texas Tech	Mildred, Texas
10	Artavis Scott	WR	5-11	195	23	1	Clemson	Tarpon Springs, Fla.
15	Andre Patton	WR	6-2	200	24	1	Rutgers	Wilmington, Del.
23	Jeff Richards	CB	6-2	210	27	1	Emporia State	Del City, Okla.
32	Justin Jackson	RB	6-0	199	22	R	Northwestern	Carol Stream, Fla.
33	Derwin James	S	6-2	215	21	R	Florida State	Haines City, Fla.
35	Russell Hansbrough	RB	5-9	195	24	1	Missouri	Arlington, Texas
36	Brandon Facyson	CB	6-2	197	23	R	Virginia Tech	Newnan, Ga.
38	B.J. Clay	CB	6-0	190	23	R	Georgia State	Dacula, Ga.
38	Detrez Newsome	RB	5-10	210	24	R	Western Carolina	Raeford, N.C.
39	Tony Brown	DB	6-0	198	23	R	Alabama	Beaumont, Texas
40	Anthony Manzo-Lewis	FB-TE	6-0	257	22	R	Albany	Montvale, N.J.
41	Marcus Edmond	CB	6-0	180	23	R	Clemson	Hopkins, S.C.
42	Austin Roberts	TE	6-2	230	22	R	UCLA	Hollywood, Fla.
44	Kyzir White	LB	6-2	218	22	R	West Virginia	Macungie, Pa.
45	A.J. Hendy	S	6-0	206	25	1	Maryland	Bowie, Md.
58	Uchenna Nwosu	LB	6-2	251	21	R	Southern California	Carson, Calif.
59	D'Juan Hines	LB	6-1	230	23	R	Houston	Spring, Texas
60	Zachary Crabtree	OT	6-7	310	23	R	Oklahoma State	Mansfield, Texas
61	Scott Quessenberry	C-G	6-4	310	23	R	UCLA	La Costa, Calif.
62	Chris Durant	OL	6-4	310	22	R	William & Mary	Oak Hill, Va.
65	Zack Golditch	OL	6-5	295	23	R	Colorado State	Aurora, Colo.
67	Brett Boyko	G	6-6	301	25	1	UNLV	Saskatoon, Saskatchewan
68	Trent Scott	OT	6-5	320	24	R	Grambling State	Huntsville, Ala.
70	Steven Richardson	DL	6-0	292	22	R	Minnesota	Chicago, Ill.
82	Cole Hunt	TE	6-7	255	23	R	Texas Christian	El Campo, Texas
84	Dylan Cantrell	WR	6-3	226	24	R	Texas Tech	Whitehouse, Texas
87	Ben Johnson	TE	6-5	245	24	R	Kansas	Basehor, Kan.
89	JJ Jones	WR	5-10	173	25	R	West Georgia	Macon, Miss.
90	Whitney Richardson	DE	6-4	251	26	1	Lane College (Tenn.)	Perkinston, Miss.
91	Justin Jones	DL	6-3	309	21	R	N.C. State	Austell, Ga.
95	Bijhon Jackson	DL	6-1	339	22	R	Arkansas	El Dorado, Ark.
96	Albert Havili	DE	6-2	255	22	R	Eastern Washington	Federal Way, Wash.
97	Patrick Afriyie	DE	6-2	240	22	R	Colgate	Sandy Hook, Conn.
98	Isaac Rochell	DE	6-4	280	23	1	Notre Dame	McDonough, Ga.

Ages as of July 30, 2018

2017

IN REVIEW

2017 FINAL NFL STANDINGS

AMERICAN FOOTBALL CONFERENCE

WEST	W	L	T	Pct.	PF	PA	Home	Away	AFC	NFC	Div.
y-Kansas City	10	6	0	.625	415	339	6-2	4-4	5-1	8-4	2-2
Los Angeles Chargers	9	7	0	.563	355	272	5-3	4-4	3-3	6-6	3-1
Oakland	6	10	0	.375	301	373	4-4	2-6	2-4	5-7	1-3
Denver	5	11	0	.313	289	382	4-4	1-7	2-4	4-8	1-3

SOUTH	W	L	T	Pct.	PF	PA	Home	Away	AFC	NFC	Div.
y-Jacksonville	10	6	0	.625	417	268	6-2	4-4	4-2	9-3	1-3
x-Tennessee	9	7	0	.563	334	356	6-2	3-5	5-1	8-4	1-3
Indianapolis	4	12	0	.250	263	404	3-5	1-7	2-4	3-9	1-3
Houston	4	12	0	.250	338	436	3-5	1-7	1-5	3-9	1-3

NORTH	W	L	T	Pct.	PF	PA	Home	Away	AFC	NFC	Div.
z-Pittsburgh	13	3	0	.813	406	308	6-2	7-1	6-0	10-2	3-1
Baltimore	9	7	0	.563	395	303	5-3	4-4	3-3	7-5	2-2
Cincinnati	7	9	0	.438	290	349	4-4	3-5	3-3	6-6	1-3
Cleveland	0	16	0	.000	234	410	0-8	0-8	0-6	0-12	0-4

EAST	W	L	T	Pct.	PF	PA	Home	Away	AFC	NFC	Div.
*-New England	13	3	0	.813	458	296	6-2	7-1	5-1	10-2	3-1
x-Buffalo	9	7	0	.563	302	359	6-2	3-5	3-3	7-5	2-2
Miami	6	10	0	.375	281	393	4-4	2-6	2-4	5-7	1-3
New York Jets	5	11	0	.313	298	382	4-4	1-7	2-4	5-7	0-4

NATIONAL FOOTBALL CONFERENCE

WEST	W	L	T	PCT.	PF	PA	Home	Away	NFC	AFC	Div.
y-Los Angeles Rams	11	5	0	.688	478	329	4-4	7-1	4-2	7-5	4-0
Seattle	9	7	0	.563	366	335	4-4	5-3	4-2	7-5	2-2
Arizona	8	8	0	.500	295	361	5-3	3-5	3-3	5-7	3-1
San Francisco	6	10	0	.375	331	383	3-5	3-5	1-5	3-9	3-1

SOUTH	W	L	T	PCT.	PF	PA	Home	Away	NFC	AFC	Div.
y-New Orleans	11	5	0	.688	448	326	7-1	4-4	4-2	8-4	3-1
x-Carolina	11	4	0	.688	363	327	6-2	5-3	3-3	7-5	4-0
x-Atlanta	10	6	0	.625	353	315	5-3	5-3	4-2	9-3	1-3
Tampa Bay	5	11	0	.313	335	382	4-4	1-7	1-5	3-9	2-2

NORTH	W	L	T	PCT.	PF	PA	Home	Away	NFC	AFC	Div.
y-Minnesota	13	3	0	.813	382	252	7-1	6-2	5-1	10-2	3-1
Detroit	9	7	0	.563	410	376	4-4	5-3	5-1	8-4	1-3
Green Bay	7	9	0	.438	320	384	4-4	3-5	2-4	5-7	2-2
Chicago	5	11	0	.313	264	320	3-5	2-6	0-6	1-11	4-0

EAST	W	L	T	PCT.	PF	PA	Home	Away	NFC	AFC	Div.
*-Philadelphia	13	3	0	.813	457	295	7-1	6-2	5-1	10-2	3-1
Dallas	9	7	0	.563	354	332	3-5	6-2	5-1	7-5	2-2
Washington	7	9	0	.438	342	388	5-3	2-6	1-5	5-7	2-2
New York Giants	3	13	0	.188	246	388	2-6	1-7	1-5	1-11	2-2

**—Clinched Division, First-Round Bye and Home-Field Advantage*
z—Clinched Division and First-Round Bye
y—Clinched Division
x—Clinched Playoff Berth

NATIONAL FOOTBALL LEAGUE POSTSEASON

AFC Wild Card Round
at Kansas City 21, Tennessee 22
at Jacksonville 10, Buffalo 3

AFC Divisional Playoffs
at New England 35, Tennessee 14
at Pittsburgh 42, Jacksonville 45

AFC Championship Game
at New England 24, Jacksonville 20

Super Bowl LII, U.S. Bank Stadium, Minneapolis, Minnesota (February 4, 2018)
Philadelphia 41, New England 33

NFC Wild Card Round
at Los Angeles 13, Atlanta 26
at New Orleans 31, Carolina 26

NFC Divisional Playoffs
at Philadelphia 15, Atlanta 10
at Minnesota 29, New Orleans 24

NFC Championship Game
at Philadelphia 38, Minnesota 7

2017 REGULAR-SEASON STATISTICS

(9-7 Overall) Second AFC West - Anthony Lynn
Home (5-3); Away (4-4)

Date	W/L	Score	Opponent	Att.
09/11	L	21-24	at Denver	76,324
09/17	L	17-19	Miami	25,381
09/24	L	10-24	Kansas City	25,386
10/01	L	24-26	Philadelphia	25,374
10/08	W	27-22	at N.Y. Giants	77,373
10/15	W	17-16	at Oakland	54,685
10/22	W	21- 0	Denver	25,388
10/29	L	13-21	at New England	65,878
11/12	L	17-20 OT	at Jacksonville	60,835
11/19	W	54-24	Buffalo	25,015
11/23	W	28- 6	at Dallas	93,012
12/03	W	19-10	Cleveland	25,320
12/10	W	30-13	Washington	25,393
12/16	L	13-30	at Kansas City	75,011
12/24	W	14- 7	at N.Y. Jets	77,562
12/31	W	30-10	Oakland	25,430

Team Statistics	Chargers	Opponent
TOTAL FIRST DOWNS	337	282
Rushing	84	99
Passing	220	153
Penalty	33	30
3rd Down: Made/Att	84/209	86/221
3rd Down Pct.	40.2	38.9
4th Down: Made/Att	5/11	6/20
4th Down Pct.	45.5	30.0
TOTAL NET YARDS	6026	5254
Avg. Per Game	376.6	328.4
Total Plays	1020	997
Avg. Per Play	5.9	5.3
NET YARDS RUSHING	1595	2098
Avg. Per Game	99.7	131.1
Total Rushes	419	430
NET YARDS PASSING	4431	3156
Avg. Per Game	276.9	197.3
Sacked/Yards Lost	18/120	43/261
Gross Yards	4551	3417
Att./Completions	583/366	524/329
Completion Pct.	62.8	62.8
Had Intercepted	11	18
PUNTS/AVERAGE	74/48.1	79/45.4
NET PUNTING AVG.	74/41.3	79/41.1
PENALTIES/YARDS	108/927	109/995
FUMBLES/BALL LOST	17/4	21/9
TOUCHDOWNS	43	29
Rushing	10	11
Passing	28	17
Returns	5	1
TIME OF POSSESSION	30:08	29:52

Score by Quarters	Q1	Q2	Q3	Q4	OT	PTS.
Chargers	**44**	**143**	**85**	**83**	**0**	**355**
Opponents	66	64	61	78	3	272

Scoring	TD	RU	PA	RT	PAT	FG	S	PTS.
M.Gordon	12	8	4	0	0/0	0/0	0	72
N.Novak	0	0	0	0	17/18	9/13	0	44
K.Allen	7	0	6	1	0/0	0/0	0	42
A.Ekeler	5	2	3	0	0/0	0/0	0	30
T.Benjamin	5	0	4	1	0/0	0/0	0	30
T.Coons	0	0	0	0	5/6	7/8	0	26
H.Henry	4	0	4	0	0/0	0/0	0	24
T.Williams	4	0	4	0	0/0	0/0	0	24
Y.Koo	0	0	0	0	9/9	3/6	0	18
A.Gates	3	0	3	0	0/0	0/0	0	18
N.Rose	0	0	0	0	5/6	1/3	0	8
K.Toomer	1	0	0	1	0/0	0/0	0	6
M.Ingram	1	0	0	1	0/0	0/0	0	6
D.King	1	0	0	1	0/0	0/0	0	6
D.Kaser	0	0	0	0	1/3	0/0	0	1
Chargers	**43**	**10**	**28**	**5**	**37/42**	**20/30**	**0**	**355**
Opponents	29	11	17	1	23/26	23/27	1	272

2-Pt. Conversions: Chargers 0-1, Opponents 1-3

Sacks: J.Bosa 12.5, M.Ingram 10.5, C.McCain 5.0, D.Philon 4.5, D.King 4.0, C.Liuget 1.5, K.Emanuel 1.5, K.Toomer 1.0, T.Palepoi 1.0, I.Rochell 1.0, J.Addae 0.5, **Chargers 43**, Opponents 18

Special Teams Tackles (T-A-TT): Dzubnar 14-7-21, Ekeler 13-4-17, M. Davis 11-3-14, D. Watt 7-2-9, Jenkins 6-2-8, Onwualu 6-2-8, King 5-0-5, Phillips 3-1-4, J. Brown 0-3-3, Emanuel 3-0-3, N. Harris 2-1-3, Pullard 2-0-2, Tr. Williams 2-0-2, Coons 2-0-2, McGrath 2-0-2, Toomer 1-0-1, McCain 1-0-1, Attaochu 1-0-1, Cumberland 1-0-1, Clemens 1-0-1, McCoil 1-0-1

Defensive Tackles (T-A-TT-SK-TFL-QB Hits-INT-PD-FF-FR: Bosa 61-38-99-12.5-17.5-22-0-2-4-1, Addae 70-25-95-0.5-7.5-0-0-10-0-0, Pullard 53-26-79-0.0-2-0-1-1-0-1, Boston 61-18-79-0.0-1-0-5-9-0-0, Brown 58-20-78-0.0-2-2-0-0-0-1, Ingram 50-26-76-10.5-22.5-25-0-1-1-2, King 61-10-71-4.0-6-6-1-5-0-0,

Rushing	No.	Yds.	Avg.	Long	TD
M.Gordon	284	1105	3.9	87t	8
A.Ekeler	47	260	5.5	35t	2
T.Benjamin	13	96	7.4	22	0
B.Oliver	35	83	2.4	26	0
A.Williams	9	25	2.8	7	0
D.Watt	6	24	4.0	17	0
K.Allen	2	9	4.5	6	0
P.Rivers	18	-2	-0.1	8	0
K.Clemens	5	-5	-1.0	-1	0
Chargers	**419**	**1595**	**3.8**	**87t**	**10**
Opponents	430	2098	4.9	69t	11

Receiving	No.	Yds.	Avg.	Long	TD
K.Allen	102	1393	13.7	51	6
M.Gordon	58	476	8.2	49	4
H.Henry	45	579	12.9	34	4
T.Williams	43	728	16.9	75t	4
T.Benjamin	34	567	16.7	62t	4
A.Gates	30	316	10.5	27	3
A.Ekeler	27	279	10.3	38	3
M.Williams	11	95	8.6	20	0
B.Oliver	6	26	4.3	11	0
S.McGrath	4	46	11.5	23	0
D.Watt	2	35	17.5	23	0
D.Inman	2	9	4.5	7	0
J.Cumberland	2	2	1.0	2	0
Chargers	**366**	**4551**	**12.4**	**75t**	**28**
Opponents	329	3417	10.4	87t	17

Interceptions	No.	Yds.	Avg.	Long	TD
T.Boston	5	49	9.8	25	0
C.Hayward	4	7	1.8	7	0
T.Williams	2	28	14.0	21	0
A.Phillips	2	13	6.5	9	0
D.King	1	90	90.0	90t	1
K.Toomer	1	59	59.0	59t	1
K.Allen	1	32	32.0	32	0
K.Emanuel	1	23	23.0	23	0
H.Pullard	1	1	1.0	1	0
Chargers	**18**	**302**	**16.8**	**90t**	**2**
Opponents	11	265	24.1	96t	1

Punting	No.	Yds.	Avg.	Net	TB	I-20	Lg.	B
D.Kaser	74	3558	48.1	41.3	9	27	69	0
Chargers	**74**	**3558**	**48.1**	**41.3**	**9**	**27**	**69**	**0**
Opponents	79	3583	45.4	41.1	4	39	63	0

Punt Returns	Ret.	FC	Yds.	Avg.	Lg.	TD
T.Benjamin	27	25	257	9.5	65t	1
D.King	1	1	2	2.0	2	0
Chargers	**28**	**26**	**259**	**9.3**	**65t**	**1**
Opponents	48	6	319	6.6	31	0

Kickoff Returns	Ret.	Yds.	Avg.	Long	TD
D.King	17	353	20.8	44	0
A.Ekeler	5	85	17.0	22	0
M.Davis	2	36	18.0	19	0
T.Palepoi	1	0	0.0	0	0
Chargers	**25**	**474**	**19.0**	**44**	**0**
Opponents	46	1150	25.0	71	0

Field Goals	1-19	20-29	30-39	40-49	50+
N.Novak	0/ 0	4/ 4	4/ 5	0/ 2	1/ 2
T.Coons	0/ 0	4/ 4	2/ 3	1/ 1	0/ 0
Y.Koo	0/ 0	2/ 2	0/ 0	1/ 4	0/ 0
N.Rose	0/ 0	1/ 1	0/ 0	0/ 1	0/ 1
Chargers	**0/ 0**	**11/ 11**	**6/ 8**	**2/ 8**	**1/ 3**
Opponents	0/ 0	5/ 5	8/ 8	6/ 8	4/ 6

Rose: ( ),( ),( ),( ),( ),( ),( ),( ),( ),( ),( ),( ),( ),(47N),(50B,25G).
Novak:( ),( ),( ),( ),(20G,31G),(48N,32G),( ),(51B),(50G),(46N,33G,28G,39G,28G),(35N,22G),( ),( ),( ),( ),( ).
Coons: ( ),( ),( ),( ),( ),( ),( ),( ),( ),( ),( ),(38N,21G,40G,22G,27G),(33G,21G,36G),( ),( ),( ).
Koo: (44B),(41G,43N,44N),(29G),(28G),( ),( ),( ),( ),( ),( ),( ),( ),( ),( ),( ),( ).

Defensive Tackles (cont.) Phillips 50-10-60-0.0-1-1-2-6-1-0, Mebane 22-35-57-0.0-2-2-0-0-0-0, Tr. Williams 47-8-55-0.0-2-0-2-13-0-0, Perryman 29-22-51-0.0-2-0-0-2-0-1, Toomer 29-17-46-1.0-1-1-1-3-2-0, Philon 28-18-46-4.5-8.5-6-0-1-1-0, Square 19-26-45-0.0-1-1-0-3-0-1, Hayward 33-7-40-0.0-2-0-4-24-1-2, Emanuel 15-22-37-1.5-1.5-0-1-3-0-0, Palepoi 20-17-37-1.0-8-1-0-0-0-0, Liuget 19-17-36-1.5-6.5-2-0-3-1-0, McCain 20-8-28-5.0-6-1-0-1-2-0, Harris 7-1-8-0.0-0-0-0-0-0-0-0, Attaochu 4-2-6-0.0-1-0-0-0-0-0-0, Jenkins 4-1-5-0.0-0-0-0-1-0-0, Rochell 4-1-5-1.0-2-0-0-0-0-0-0, M. Davis 4-0-4-0.0-0-0-0-2-0-0, Verrett 1-0-1-0.0-0-0-0-0-0-0, K. Allen 0-0-0-0.0-0-0-1-1-0-0

Passing	Att.	Comp.	Yds.	Comp.%	Yds./Att.	TD	TD%	Int.	Int.%	Long	Sack/Lost	Rating
P.Rivers	575	360	4515	62.6%	7.9	28	4.9%	10	1.7%	75t	18/120	95.9
K.Clemens	8	6	36	75.0%	4.5	0	0.0%	1	12.5%	10	0/0	43.8
Chargers	**583**	**366**	**4551**	**62.8%**	**7.8**	**28**	**4.8%**	**11**	**1.9%**	**75t**	**18/120**	**95.1**
Opponents	524	329	3417	62.8%	6.5	17	3.2%	18	3.4%	87t	43/261	78.1

2017 DEFENSIVE STATISTICS

Official Totals – Based on coaches' film review through Dec. 31 vs. Oakland.

	– Tackles –								– Fumbles –	
Player	**Solo**	**Assisted**	**Total**	**Sacks**	**Yards**	**Tackles for Loss**	**QB Hits**	**Interceptions**	**Passes Def.**	**Forced**	**Recoveries**
Joey Bosa	61	38	99	12.5	66.0	17.5	22	0	2	4	1
Jahleel Addae	70	25	95	0.5	4.0	7.5	0	0	10	0	0
Hayes Pullard	53	26	79	0.0	0.0	2	0	1	1	0	1
Tre Boston	61	18	79	0.0	0.0	1	0	5	9	0	0
Jatavis Brown	58	20	78	0.0	0.0	2	2	0	0	0	1
Melvin Ingram	50	26	76	10.5	87.5	22.5	25	0	1	1	2
Desmond King	61	10	71	4.0	11.0	6	6	1	5	0	0
Adrian Phillips	50	10	60	0.0	0.0	1	1	2	6	1	0
Brandon Mebane	22	35	57	0.0	0.0	2	2	0	0	0	0
Trevor Williams	47	8	55	0.0	0.0	2	0	2	13	0	0
Denzel Perryman	29	22	51	0.0	0.0	2	0	0	2	0	1
Korey Toomer	29	17	46	1.0	9.0	1	1	1	3	2	0
Darius Philon	28	18	46	4.5	26.0	8.5	6	0	1	1	0
Damion Square	19	26	45	0.0	0.0	1	1	0	3	0	1
Casey Hayward	33	7	40	0.0	0.0	2	0	4	24	1	2
Kyle Emanuel	15	22	37	1.5	8.0	1.5	0	1	3	0	0
Tenny Palepoi	20	17	37	1.0	7.0	8	1	0	0	0	0
Corey Liuget	19	17	36	1.5	8.5	6.5	2	0	3	1	0
Chris McCain	20	8	28	5.0	30.0	6	1	0	1	2	0
Nigel Harris	7	1	8	0.0	0.0	0	0	0	0	0	0
Jerry Attaochu	4	2	6	0.0	0.0	1	0	0	0	0	0
Rayshawn Jenkins	4	1	5	0.0	0.0	0	0	0	1	0	0
Isaac Rochell	4	1	5	1.0	4.0	2	0	0	0	0	0
Michael Davis	4	0	4	0.0	0.0	0	0	0	2	0	0
Jason Verrett	1	0	1	0.0	0.0	0	0	0	0	0	0
Keenan Allen	0	0	0	0.0	0.0	0	0	1	1	0	0
Totals	**769**	**375**	**1,144**	**43.0**	**261.0**	**103**	**70**	**18**	**91**	**13**	**9**
Defensive Backs	*331*	*79*	*410*	*4.5*	*15.0*	*19.5*	*7*	*14*	*70*	*2*	*2*
Defensive Linemen	*247*	*188*	*435*	*36.0*	*229.0*	*75*	*60*	*0*	*11*	*9*	*4*
Linebackers	*191*	*108*	*299*	*2.5*	*17.0*	*8.5*	*3*	*3*	*9*	*2*	*3*
Offensive Players	*0*	*0*	*0*	*0.0*	*0.0*	*0*	*0*	*1*	*1*	*0*	*0*

REGULAR SEASON RANKINGS

LOS ANGELES CHARGERS (Team)

Category	***NFL***	***AFC***
Turnover Margin (+12)	3	3
Points Scored (22.2)	13	6
Points Allowed (17.0)	3	2
Total Offense (376.6)	4	3
Rushing (99.7)	24	13
Passing (276.9)	1	1
Total Defense (328.4)	15	7
vs. Rush (131.1)	31	16
vs. Pass (197.3)	3	2
Third-Down Offense (40.2%)	12	5
Third-Down Defense (38.9%)	19	10
Red-Zone Offense (46.8%)	28	13
Red-Zone Defense (36.1%)	1	1

LOS ANGELES CHARGERS (Individual)

Category	***NFL***	***AFC***
Passing		
Rating: Philip Rivers (96.0)	9	3
Yards: Philip Rivers (4,515)	2	2
Touchdowns: Philip Rivers (28)	5t	2t
Rushing		
Yards: Melvin Gordon (1,105)	7	4
Touchdowns: Melvin Gordon (8)	6t	3t
Receiving		
Receptions: Keenan Allen (102)	4	2
Yards: Keenan Allen (1,393)	3	2
Touchdowns: Keenen Allen (6)	25t	14t
Defense		
Interceptions: Tre Boston (5)	5t	4t
Sacks: Joey Bosa (12.5)	7	2

SPECIAL TEAMS TACKLES

Player	**Total Tackles**
Nick Dzubnar	21
Austin Ekeler	17
Michael Davis	15
Rayshawn Jenkins	11
Derek Watt	11
James Onwualu	9
Desmond King	7
Adrian Phillips	6
Jatavis Brown	4
Jeff Cumberland	3
Kyle Emanuel	3
Nigel Harris	3
Sean McGrath	3
Hayes Pullard	3
Travis Coons	2
Andre Williams	2
Trevor Williams	2
Mike Windt	2
Jerry Attaochu	1
Drew Kaser	1
Josh Keyes	1
Chris McCain	1
Dexter McCoil	1
Korey Toomer	1
Totals	**130**

2017 GAME-BY-GAME STARTERS

OFFENSIVE STARTERS

			WR	WR	TE	LT	LG	C	RG	RT	QB	RB	FB	3WR	2TE	3TE
Sept. 11	at	Den	K.Allen	Ty.Williams	A.Gates	R.Okung	M.Slauson	S.Pulley	K.Wiggins	J.Barksdale	P.Rivers	M.Gordon	D.Watt	–	–	–
Sept. 17		Mia	K.Allen	Ty.Williams	H.Henry	R.Okung	M.Slauson	S.Pulley	K.Wiggins	J.Barskdale	P.Rivers	M.Gordon	D.Watt	–	–	–
Sept. 24		KC	K.Allen	Ty.Williams	H.Henry	R.Okung	M.Slauson	S.Pulley	K.Wiggins	M.Schofield	P.Rivers	M.Gordon	–	–	S.McGrath	–
Oct. 1		Phi	K.Allen	Ty.Williams	H.Henry	R.Okung	M.Slauson	S.Pulley	K.Wiggins	J.Barksdale	P.Rivers	M.Gordon	–	–	S.McGrath	–
Oct. 8	at	NYG	K.Allen	Ty.Williams	H.Henry	R.Okung	M.Slauson	S.Pulley	K.Wiggins	J.Barksdale	P.Rivers	M.Gordon	–	–	S.McGrath	–
Oct. 15	at	Oak	K.Allen	Ty.Williams	H.Henry	R.Okung	M.Slauson	S.Pulley	K.Wiggins	J.Barksdale	P.Rivers	M.Gordon	–	T.Benjamin	–	–
Oct. 22		Den	K.Allen	Ty.Williams	H.Henry	R.Okung	M.Slauson	S.Pulley	K.Wiggins	M.Schofield	P.Rivers	M.Gordon	–	–	S.McGrath	–
Oct. 29	at	NE	K.Allen	T.Benjamin	H.Henry	R.Okung	D.Feeney	S.Pulley	K.Wiggins	M.Schofield	P.Rivers	M.Gordon	D.Watt	–	–	–
Nov. 12	at	Jax	K.Allen	Ty.Williams	A.Gates	R.Okung	D.Feeney	S.Pulley	K.Wiggins	M.Schofield	P.Rivers	M.Gordon	–	–	H.Henry	–
Nov. 19		Buf	K.Allen	Ty.Williams	H.Henry	R.Okung	D.Feeney	S.Pulley	K.Wiggins	M.Schofield	P.Rivers	M.Gordon	–	–	J.Cumberland	–
Nov. 23	at	Dal	K.Allen	Ty.Williams	H.Henry	R.Okung	D.Feeney	S.Pulley	K.Wiggins	J.Barksdale	P.Rivers	M.Gordon	–	–	J.Cumberland	–
Dec. 3		Cle	K.Allen	Ty.Williams	H.Henry	R.Okung	D.Feeney	S.Pulley	K.Wiggins	J.Barksdale	P.Rivers	M.Gordon	–	T.Benjamin	–	–
Dec. 10		Was	–	Ty.Williams	A.Gates	R.Okung	D.Feeney	S.Pulley	K.Wiggins	J.Barksdale	P.Rivers	M.Gordon	–	–	H.Henry	J.Cumberland
Dec. 16	at	KC	K.Allen	Ty.Williams	H.Henry	R.Okung	D.Feeney	S.Pulley	K.Wiggins	J.Barksdale	P.Rivers	M.Gordon	–	–	S.McGrath	–
Dec. 24	at	NYJ	KAllen	Ty.Williams	S.McGrath	S.Tevi	D.Feeney	S.Pulley	KWiggins	J.Barksdale	P.Rivers	M.Gordon	D.Watt	–	–	–
Dec. 31		Oak	K.Allen	Ty.Williams	A.Gates	R.Okung	D.Feeney	S.Pulley	K.Wiggins	J.Barksdale	P.Rivers	M.Gordon	–	M.Williams	–	–

DEFENSIVE STARTERS

			DE	NT	DT	DE	OLB	ILB	OLB	LCB	RCB	SS	FS	3CB	3S
Sept. 11	at	Den	J.Bosa	B.Mebane	C.Liuget	M.Ingram	K.Emanuel	K.Toomer	J.Brown	C.Hayward	J.Verrett	J.Addae	T.Boston	–	–
Sept. 17		Mia	J.Bosa	B.Mebane	C.Liuget	M.Ingram	–	H.Pullard	J.Brown	C.Hayward	Tr.Williams	J.Addae	T.Boston	D.King	–
Sept. 24		KC	J.Bosa	B.Mebane	C.Liuget	M.Ingram	–	N.Harris	J.Brown	C.Hayward	Tr.Williams	J.Addae	T.Boston	D.King	–
Oct. 1		Phi	J.Bosa	B.Mebane	C.Liuget	M.Ingram	K.Emanuel	K.Toomer	J.Brown	C.Hayward	Tr.Williams	J.Addae	T.Boston	–	–
Oct. 8	at	NYG	J.Bosa	B.Mebane	C.Liuget	M.Ingram	K.Emanuel	H.Pullard	J.Brown	C.Hayward	Tr.Williams	J.Addae	T.Boston	–	–
Oct. 15	at	Oak	J.Bosa	B.Mebane	C.Liuget	M.Ingram	–	K.Toomer	H.Pullard	C.Hayward	Tr.Williams	J.Addae	T.Boston	–	A.Phillips
Oct. 22		Den	J.Bosa	B.Mebane	D.Philon	M.Ingram	K.Emanuel	K.Toomer	H.Pullard	C.Hayward	Tr.Williams	J.Addae	T.Boston	–	–
Oct. 29	at	NE	J.Bosa	B.Mebane	C.Liuget	M.Ingram	H.Pullard	–	–	C.Hayward	Tr.Williams	J.Addae	T.Boston	D.King	A.Phillips
Nov. 12	at	Jax	J.Bosa	B.Mebane	C.Liuget	M.Ingram	K.Emanuel	D.Perryman	K.Toomer	C.Hayward	Tr.Williams	J.Addae	T.Boston	–	–
Nov. 19		Buf	J.Bosa	B.Mebane	C.Liuget	M.Ingram	K.Emanuel	K.Toomer	D.Perryman	C.Hayward	Tr.Williams	J.Addae	A.Phillips	–	–
Nov. 23	at	Dal	J.Bosa	B.Mebane	C.Liuget	M.Ingram	K.Emanuel	H.Pullard	D.Perryman	C.Hayward	Tr.Williams	J.Addae	T.Boston	–	–
Dec. 3		Cle	J.Bosa	B.Mebane	D.Philon	M.Ingram	K.Emanuel	H.Pullard	D.Perryman	C.Hayward	Tr.Williams	J.Addae	T.Boston	–	–
Dec. 10		Was	J.Bosa	B.Mebane	C.Liuget	M.Ingram	–	D.Perryman	–	C.Hayward	Tr.Williams	J.Addae	T.Boston	D.King	A.Phillips
Dec. 16	at	KC	J.Bosa	B.Mebane	C.Liuget	M.Ingram	K.Emanuel	H.Pullard	D.Perryman	C.Hayward	Tr.Williams	J.Addae	T.Boston	–	–
Dec. 24	at	NYJ	J.Bosa	B.Mebane	D.Philon	M.Ingram	K.Emanuel	H.Pullard	K.Toomer	C.Hayward	Tr.Williams	J.Addae	T.Boston	–	–
Dec. 31		Oak	j.Bosa	B.Mebane	D.Philon	M.Ingram	K.Emanuel	H.Pullard	K.Toomer	C.Hayward	Tr.Williams	J.Addae	T.Boston	–	–

2017 TEAM CAPTAINS

Sept. 11	at	Denver:	Joey Bosa, Antonio Gates, Melvin Ingram, Philip Rivers, Mike Windt.
Sept. 17		Miami:	Jahleel Addae, Keenan Allen, Melvin Gordon, Drew Kaser, Corey Liuget.
Sept. 24		Kansas City:	Tre Boston, Casey Hayward, Drew Kaser, Derek Watt, Kenny Wiggins.
Oct. 1		Philadelphia:	Antonio Gates*, Melvin Ingram*, Brandon Mebane*, Philip Rivers*, Matt Slauson*.
Oct. 8	at	N.Y. Giants:	Antonio Gates*, Melvin Ingram*, Brandon Mebane*, Russell Okung, Philip Rivers*, Matt Slauson*.
Oct. 15	at	Oakland:	Antonio Gates*, Melvin Ingram*, Brandon Mebane*, Philip Rivers*, Matt Slauson*, Trevor Williams.
Oct. 22		Denver:	Nick Dzubnar, Antonio Gates*, Melvin Ingram*, Brandon Mebane*, Philip Rivers*, Matt Slauson*.
Oct. 29	at	New England:	Joey Bosa, Antonio Gates *, Melvin Ingram*, Brandon Mebane*, Philip Rivers*.
Nov. 12	at	Jacksonville:	Antonio Gates*, Melvin Ingram*, Brandon Mebane*, Russell Okung**, Denzel Perryman, Philip Rivers*.
Nov. 19		Buffalo:	Antonio Gates*, Melvin Gordon, Melvin Ingram*, Brandon Mebane*, Russell Okung**, Philip Rivers*.
Nov. 23	at	Dallas:	Antonio Gates*, Casey Hayward, Melvin Ingram*, Brandon Mebane*, Russell Okung**, Philip Rivers*.
Dec. 3		Cleveland:	Antonio Gates*, Melvin Ingram*, Brandon Mebane*, Russell Okung**, Tenny Palepoi, Philip Rivers*.
Dec. 10		Washington:	Antonio Gates*, Melvin Ingram*, Corey Liuget, Brandon Mebane*, Russell Okung**, Philip Rivers*.
Dec. 16	at	Kansas City:	Travis Benjamin, Antonio Gates*, Melvin Ingram*, Brandon Mebane*, Russell Okung**, Philip Rivers*.
Dec. 24	at	N.Y. Jets:	Kellen Clemens, Antonio Gates*, Melvin Ingram*, Brandon Mebane*, Russell Okung**, Philip Rivers*.
Dec. 31		Oakland:	Antonio Gates*, Melvin Ingram*, Brandon Mebane*, Russell Okung**, Philip Rivers*, Damion Square.

** Prior to Week 4, the team voted to select Gates, Ingram, Mebane, Rivers and Slauson as season-long captains. An honorary captain was named each game from Week 5 onward.*

***Slauson was placed on injured reserve following Oct. 22 vs. Denver. Russell Okung replaced Slauson as a season-long captain.*

2017 PARTICIPATION CHART

2017 Season	1	2	3	4	5	6	7	8	10	11	12	13	14	15	16	17	Season Totals			
Player	at DEN	MIA	KC	PHI	at NYG	at OAK	DEN	at NE	at JAX	BUF	at DAL	CLE	WAS	at KC	at NYJ	OAK	GP	GS	DNP	INA
Addae, Jahleel	**SS**	**SS**	**SS**	**SS**	**SS**	**SS**	**SS**	**SS**	**SS**	**SS**	**SS**	**SS**	**SS**	**SS**	**SS**	**SS**	16	16	0	0
Allen, Keenan	**WR**	**WR**	**WR**	**WR**	**WR**	**WR**	**WR**	**WR**	**WR**	**WR**	**WR**	**WR**	SUB	**WR**	**WR**	**WR**	16	15	0	0
Attaochu, Jerry	INA	INA	INA	INA	INA	INA	SUB	INA	SUB	SUB	INA	SUB	INA	INA	INA	INA	4	0	0	12
Barksdale, Joe	**RT**	**RT**	INA	**RT**	**RT**	**RT**	INA	INA	INA	INA	**RT**	**RT**	**RT**	**RT**	**RT**	**RT**	11	11	0	5
Benjamin, Travis	SUB	SUB	SUB	SUB	SUB	**3WR**	SUB	**WR**	SUB	SUB	SUB	**3WR**	SUB	SUB	SUB	SUB	16	3	0	0
Bosa, Joey	**DE**	**DE**	**DE**	**DE**	**DE**	**DE**	**DE**	**DE**	**DE**	**DE**	**DE**	**DE**	**DE**	**DE**	**DE**	**DE**	16	16	0	0
Boston, Tre	**FS**	**FS**	**FS**	**FS**	**FS**	**FS**	**FS**	**FS**	**FS**	SUB	**FS**	**FS**	**FS**	**FS**	**FS**	**FS**	16	15	0	0
Bowman, Braedon	PS	PS	PS	PS	PS	PS	PS	PS	PS	PS	PS	PS	PS	PS	PS	PS	0	0	0	0
Boyko, Brett	PS	PS	PS	PS	PS	PS	PS	PS	PS	PS	PS	PS	PS	PS	SUB	-	1	0	0	0
Brown, Jatavis	**OLB**	**OLB**	**OLB**	**OLB**	**OLB**	SUB	SUB	SUB	SUB	SUB	SUB	SUB	SUB	SUB	SUB	SUB	16	5	0	0
Burse, Isaiah	IR	IR	IR	IR	IR	IR	IR	IR	IR	IR	IR	IR	IR	IR	IR	IR	0	0	0	0
Clark, Donavon	IR	IR	IR	IR	IR	IR	IR	IR	IR	IR	IR	IR	IR	IR	IR	IR	0	0	0	0
Clemens, Kellen	DNP	DNP	DNP	DNP	DNP	DNP	DNP	DNP	SUB	SUB	SUB	SUB	SUB	SUB	SUB	SUB	8	0	8	0
Cleveland, Asante	IR	IR	IR	IR	IR	IR	IR	IR	IR	IR	IR	IR	IR	IR	IR	IR	0	0	0	0
Coons, Travis	-	-	-	-	-	-	-	-	-	-	-	SUB	SUB	SUB	-	-	3	0	0	0
Culkin, Sean	SUB	INA	INA	INA	INA	INA	INA	INA	INA	INA	INA	INA	INA	INA	INA	DNP	1	0	1	14
Cumberland, Jeff	-	-	-	-	-	-	-	-	INA	**2TE**	**2TE**	SUB	**3TE**	SUB	SUB	SUB	7	3	0	1
Daniels, LeShun	-	-	-	-	PS	PS	-	-	-	-	-	-	-	-	-	-	0	0	0	0
Davis, Geremy	SUB	-	PS	PS	PS	PS	PS	INA	INA	INA	INA	SUB	INA	INA	INA	INA	2	0	0	8
Davis, Michael	PS	SUB	SUB	SUB	SUB	SUB	SUB	SUB	SUB	SUB	SUB	SUB	SUB	SUB	SUB	SUB	15	0	0	0
Dzubnar, Nick	PS	PS	SUB	INA	SUB	SUB	SUB	SUB	SUB	SUB	SUB	SUB	SUB	SUB	SUB	SUB	13	0	0	1
Ekeler, Austin	SUB	SUB	SUB	SUB	SUB	SUB	SUB	SUB	SUB	SUB	SUB	SUB	SUB	SUB	SUB	SUB	16	0	0	0
Emanuel, Kyle	**OLB**	SUB	SUB	**OLB**	**OLB**	SUB	**OLB**	SUB	**OLB**	**OLB**	**OLB**	**OLB**	SUB	**OLB**	**OLB**	**OLB**	16	11	0	0
Eulls, Kaleb	IR	IR	IR	IR	IR	IR	IR	IR	IR	IR	IR	IR	IR	IR	IR	IR	0	0	0	0
Farrow, Kenneth	IR	IR	IR	IR	IR	IR	IR	IR	IR	IR	IR	IR	IR	IR	IR	IR	0	0	0	0
Feeney, Dan	SUB	SUB	DNP	SUB	SUB	SUB	SUB	**LG**	**LG**	**LG**	**LG**	**LG**	**LG**	**LG**	**LG**	**LG**	15	9	1	0
Gates, Antonio	**TE**	SUB	SUB	SUB	SUB	SUB	SUB	SUB	**TE**	SUB	SUB	SUB	**2TE**	SUB	SUB	**TE**	16	4	0	0
Gordon, Melvin	**RB**	**RB**	**RB**	**RB**	**RB**	**RB**	**RB**	**RB**	**RB**	**RB**	**RB**	**RB**	**RB**	**RB**	**RB**	**RB**	16	16	0	0
Hairston, Chris	SUB	SUB	NF/IL	NF/IL	NF/IL	NF/IL	NF/IL	NF/IL	NF/IL	NF/IL	NF/IL	NF/IL	NF/IL	NF/IL	NF/IL	NF/IL	2	0	0	0
Hansbrough, Russell	-	-	-	-	-	-	-	-	-	-	-	-	-	PS	PS	INA	0	0	0	1
Harris, Nigel	SUB	SUB	**ILB**	SUB	SUB	INA	-	-	-	-	-	-	-	-	-	-	5	1	0	1
Hayward, Casey	**LCB**	**LCB**	**LCB**	**LCB**	**LCB**	**LCB**	**LCB**	**LCB**	**LCB**	**LCB**	**LCB**	**LCB**	**LCB**	**LCB**	**LCB**	**LCB**	16	16	0	0
Hendy, A.J.	-	-	-	-	-	PS	PS	PS	PS	PS	PS	PS	PS	PS	PS	PS	0	0	0	0
Henry, Hunter	SUB	**TE**	**TE**	**TE**	**TE**	**TE**	**TE**	**TE**	**2TE**	**TE**	**TE**	**TE**	**TE**	**TE**	IR	IR	14	13	0	0
Ingram, Melvin	**DE**	**DE**	**DE**	**DE**	**DE**	**DE**	**DE**	**DE**	**DE**	**DE**	**DE**	**DE**	**DE**	**DE**	**DE**	**DE**	16	16	0	0
Inman, Dontrelle	INA	SUB	SUB	SUB	SUB	INA	INA	-	-	-	-	-	-	-	-	-	4	0	0	3
Jenkins, Rayshawn	SUB	INA	SUB	SUB	SUB	SUB	SUB	SUB	SUB	SUB	SUB	SUB	SUB	SUB	SUB	SUB	15	0	0	1
Jones, Cardale	INA	INA	INA	INA	INA	INA	INA	INA	INA	DNP	INA	INA	INA	INA	INA	INA	0	0	1	15
Kaser, Drew	SUB	SUB	SUB	SUB	SUB	SUB	SUB	SUB	SUB	SUB	SUB	SUB	SUB	SUB	SUB	SUB	16	0	0	0
Keyes, Josh	-	-	-	-	-	-	SUB	SUB	-	-	-	-	-	-	-	-	2	0	0	0
King, Desmond	SUB	**3CB**	**3CB**	SUB	SUB	SUB	SUB	**3CB**	SUB	SUB	SUB	SUB	**3CB**	SUB	SUB	SUB	16	4	0	0
Koo, Youngchoe	SUB	SUB	SUB	SUB	-	-	-	-	-	-	-	-	-	-	-	-	4	0	0	0
Lamp, Forrest	IR	IR	IR	IR	IR	IR	IR	IR	IR	IR	IR	IR	IR	IR	IR	IR	0	0	0	0
Landrum, Christopher	IR	IR	IR	IR	IR	IR	IR	IR	IR	IR	IR	IR	IR	IR	IR	IR	0	0	0	0
Liuget, Corey	**DT**	**DT**	**DT**	**DT**	**DT**	**DT**	INA	**DT**	**DT**	**DT**	**DT**	INA	**DT**	**DT**	INA	INA	12	12	0	4
Mager, Craig	PS	PS	PS	PS	PS	PS	PS	PS	PS	PS	PS	PS	PS	INA	SUB	SUB	2	0	0	1
Marz, Tyler	-	-	INA	INA	INA	INA	INA	INA	-	-	-	-	-	-	-	-	0	0	0	6
McCain, Chris	SUB	SUB	SUB	SUB	SUB	SUB	SUB	SUB	SUB	INA	SUB	SUB	SUB	SUB	SUB	SUB	15	0	0	1
McCoil, Dexter	INA	SUB	SUB	INA	-	-	-	-	-	-	-	-	-	-	-	-	2	0	0	2
McGrath, Sean	INA	SUB	**2TE**	**2TE**	**2TE**	SUB	**2TE**	SUB	SUB	SUB	SUB	SUB	SUB	**2TE**	**TE**	SUB	15	6	0	1
Mebane, Brandon	**NT**	**NT**	**NT**	**NT**	**NT**	**NT**	**NT**	**NT**	**NT**	**NT**	**NT**	**NT**	**NT**	**NT**	**NT**	**NT**	16	16	0	0
Moore, Charmeacheallе	IR	IR	IR	IR	IR	IR	IR	IR	IR	IR	IR	IR	IR	IR	IR	IR	0	0	0	0
Novak, Nick	-	-	-	-	SUB	SUB	SUB	SUB	SUB	SUB	SUB	IR	IR	IR	IR	IR	7	0	0	0
Okung, Russell	**LT**	**LT**	**LT**	**LT**	**LT**	**LT**	**LT**	**LT**	**LT**	**LT**	**LT**	**LT**	**LT**	**LT**	INA	**LT**	15	15	0	1
Ola, Michael	-	-	-	-	-	-	-	DNP	SUB	SUB	INA	INA	INA	INA	DNP	INA	2	0	2	5
Oliver, Branden	SUB	SUB	SUB	SUB	INA	INA	INA	SUB	INA	INA	INA	INA	INA	SUB	SUB	SUB	8	0	0	8
Onwualu, James	SUB	SUB	SUB	SUB	SUB	SUB	SUB	SUB	SUB	INA	INA	INA	INA	-	PS	PS	9	0	0	4
Palepoi, Tenny	SUS	SUB	SUB	SUB	SUB	SUB	SUB	SUB	SUB	SUB	SUB	SUB	SUB	SUB	SUB	SUB	15	0	0	0
Patton, Andre	PS	PS	PS	PS	PS	PS	PS	PS	PS	PS	PS	PS	PS	PS	PS	PS	0	0	0	0
Perryman, Denzel	IR	IR	IR	IR	IR	IR	IR/DFR	IR/DFR	**ILB**	**OLB**	**OLB**	**OLB**	**ILB**	**OLB**	INA	SUB	7	6	0	1
Phillips, Adrian	SUB	SUB	SUB	SUB	SUB	**3S**	SUB	**3S**	SUB	**FS**	SUB	SUB	**3S**	SUB	SUB	INA	15	4	0	1
Philon, Darius	SUB	SUB	SUB	SUB	SUB	SUB	**DT**	SUB	SUB	SUB	SUB	**DT**	SUB	SUB	**DT**	**DT**	16	4	0	0
Pullard, Hayes	SUB	**ILB**	INA	SUB	**ILB**	**OLB**	**OLB**	**OLB**	INA	INA	**ILB**	**ILB**	SUB	**ILB**	**ILB**	**ILB**	13	10	0	3
Pulley, Spencer	**C**	**C**	**C**	**C**	**C**	**C**	**C**	**C**	**C**	**C**	**C**	**C**	**C**	**C**	**C**	**C**	16	16	0	0
Richards, Jeff	-	PS	PS	PS	PS	PS	PS	PS	PS	PS	PS	PS	PS	PS	PS	PS	0	0	0	0
Richardson, Whitney	PS	-	-	PS	-	-	PS	PS	PS	PS	PS	PS	PS	PS	PS	PS	0	0	0	0
Rivers, Philip	**QB**	**QB**	**QB**	**QB**	**QB**	**QB**	**QB**	**QB**	**QB**	**QB**	**QB**	**QB**	**QB**	**QB**	**QB**	**QB**	16	16	0	0
Rochell, Isaac	SUB	PS	PS	PS	PS	PS	PS	PS	PS	PS	PS	PS	PS	INA	SUB	SUB	3	0	0	1
Rose, Nick	-	-	-	-	-	-	-	-	-	-	-	-	-	-	SUB	SUB	2	0	0	0
Schofield, Michael	DNP	SUB	**RT**	SUB	SUB	SUB	**RT**	**RT**	**RT**	**RT**	SUB	SUB	SUB	SUB	SUB	SUB	15	5	1	0
Scott, Artavis	PS	PS	PS	PS	PS	PS	PS	PS	PS	PS	PS	PS	PS	PS	PS	PS	0	0	0	0
Slauson, Matt	**LG**	**LG**	**LG**	**LG**	**LG**	**LG**	**LG**	IR	IR	IR	IR	IR	IR	IR	IR	IR	7	7	0	0
Square, Damion	SUB	SUB	SUB	SUB	SUB	SUB	SUB	SUB	SUB	SUB	SUB	SUB	SUB	SUB	SUB	SUB	16	0	0	0
Tevi, Sam	INA	INA	SUB	SUB	SUB	SUB	SUB	SUB	SUB	SUB	SUB	SUB	SUB	SUB	**LT**	SUB	14	1	0	2
Toomer, Korey	**ILB**	SUB	SUB	**ILB**	INA	**ILB**	**ILB**	SUB	**OLB**	**ILB**	SUB	SUB	SUB	SUB	**OLB**	**OLB**	15	8	0	1
Toner, Cole	-	-	-	-	-	-	-	-	PS	PS	PS	PS	PS	PS	PS	PS	0	0	0	0
Tuerk, Max	SUS	SUS	SUS	SUS	-	-	-	PS	-	-	-	-	-	-	-	-	0	0	0	0
Verrett, Jason	**RCB**	INA	IR	IR	IR	IR	IR	IR	IR	IR	IR	IR	IR	IR	IR	IR	1	1	0	1
Watt, Derek	**FB**	**FB**	SUB	SUB	SUB	SUB	SUB	**FB**	SUB	SUB	SUB	SUB	SUB	SUB	**FB**	SUB	16	4	0	0
Wiggins, Kenny	**RG**	**RG**	**RG**	**RG**	**RG**	**RG**	**RG**	**RG**	**RG**	**RG**	**RG**	**RG**	**RG**	**RG**	**RG**	**RG**	16	16	0	0
Williams, Andre	PS	PS	PS	PS	SUB	SUB	SUB	INA	SUB	SUB	SUB	SUB	SUB	IR	IR	IR	8	0	0	1
Williams, Mike	INA	INA	INA	INA	INA	SUB	SUB	SUB	SUB	SUB	SUB	INA	SUB	SUB	SUB	**3WR**	10	1	0	6
Williams, Trevor	SUB	**RCB**	**RCB**	**RCB**	**RCB**	**RCB**	**RCB**	**RCB**	**RCB**	**RCB**	**RCB**	**RCB**	**RCB**	**RCB**	**RCB**	**RCB**	16	15	0	0
Williams, Tyrell	**WR**	**WR**	**WR**	**WR**	**WR**	**WR**	**WR**	SUB	**WR**	**WR**	**WR**	**WR**	**WR**	**WR**	**WR**	**WR**	16	15	0	0
Windt, Mike	SUB	SUB	SUB	SUB	SUB	SUB	SUB	SUB	SUB	SUB	SUB	SUB	SUB	SUB	SUB	SUB	16	0	0	0
Wylie, Andrew	-	-	-	-	-	-	-	-	-	-	-	-	-	-	PS	-	0	0	0	0

STARTERS FOR EACH GAME IN BOLD: DNP – Did Not Play, INA – Inactive, IR – Reserve/Injured, IR/DFR – Reserve Injured; Designated for Return, NF/IL – Non-Football Illness List, PS – Practice Squad, SUB – Substitute, SUS – Reserve/Suspended, 2TE – Started as Second Tight End, 3TE - Started as Third Tight End, 3CB – Started as Third Cornerback, 3S – Started as Third Safety.

2017 SINGLE-GAME HIGHS

INDIVIDUAL

Passing

Longest Scoring Pass –75, P.Rivers to Ty.Williams, Dec. 10 vs. Washington
Longest Non-Scoring Pass – 51, P.Rivers to K.Allen, Dec. 10 vs. Washington
Most Passing Attempts – 44, P.Rivers, Oct. 8 at New York Giants
Most Completions – 31, twice, most recently P.Rivers, Dec. 3 vs. Cleveland
Most Passing Yards – 434, P.Rivers, Nov. 23 at Dallas
Most Passing Touchdowns – 3, four times, most recently P.Rivers, Dec. 31 vs. Oakland

Rushing

Longest Scoring Run – 87, M.Gordon, Oct. 29 at New England
Longest Non-Scoring Run – 29, M.Gordon, Dec. 3 vs. Cleveland
Most Rushing Attempts – 25, M.Gordon, Oct. 15 at Oakland
Most Rushing Yards – 132, M.Gordon, Oct. 29 at New England
Most Rushing Touchdowns – 1, ten times, most recently M.Gordon, Dec. 24 at New York Jets

Receiving

Most Receptions – 12, K.Allen, Nov. 19 vs. Buffalo
Most Receiving Yards – 172, K.Allen, Nov. 23 at Dallas
Most Receiving Touchdowns – 2, four times, most recently K.Allen, Nov. 19 vs. Buffalo

Total Offense

Most Total Yards from Scrimmage – 172, K.Allen, Nov. 23 at Dallas
Most Touchdowns – 2, four times, most recently K.Allen, Nov. 19 vs. Buffalo

Special Teams

Longest Punt – 69, D.Kaser, Oct. 22 vs. Denver
Longest Field Goal – 50, N.Novak, Nov. 12 at Jacksonville
Most Attempted Field Goals – 5, twice, most recently T.Coons, Dec. 3 vs. Cleveland
Most Made Field Goals – 4, twice, most recently T.Coons, Dec. 3 vs. Cleveland

Returns

Longest Kickoff Return – 44, D.King, Dec. 3 vs. Cleveland
Longest Punt Return – 65t, T.Benjamin, Oct. 22 vs. Denver
Longest Interception Return – 90t, D.King, Nov. 23 at Dallas
Longest Fumble Return – 39t, M.Ingram, Nov. 19 vs. Buffalo

Defense

Most Interceptions – 2, twice, most recently C.Hayward, Nov. 19 vs. Buffalo
Most Tackles – 15, J.Brown, Sept. 11 at Denver
Most Solo Tackles – 13, J.Brown, Sept. 11 at Denver
Most Sacks – 3.0, M.Ingram, Sept. 24 vs. Kansas City
Most Passes Defensed – 5, C.Hayward, Oct. 1 vs. Philadelphia

TEAM

Most, Offense

First Downs – 28, Nov. 19 vs. Buffalo
Rushing Attempts – 35, Nov. 19 vs. Buffalo
Rushing Yards – 157, Oct. 29 at New England
Rushing Touchdowns – 2, Nov. 19 vs. Buffalo
Passing Attempts – 44, Oct. 8 at New York Giants
Completions – 31, twice, most recently Dec. 3 vs. Cleveland
Net Passing Yards – 434, Nov. 23 at Dallas
Touchdowns Thrown – 3, four times, most recently Dec. 31 vs. Oakland
Offensive Plays – 73, twice, most recently Nov. 19 vs. Buffalo
Total Offense – 515, Nov. 23 at Dallas
Time of Possession – 36:05, twice, most recently Nov. 23 at Dallas

Most, Turnovers

Turnovers – 3, Sept. 24 vs. Kansas City
Interceptions Thrown – 3, twice, most recently Dec. 16 at Kansas City
Fumbles – 2, six times, most recently Dec. 31 vs. Oakland
Fumbles Lost – 1, four times, most recently Dec. 16 at Kansas City

Longest Scoring Drives

Plays –15, Oct. 15 at Oakland
Yards – 92, three times, most recently Nov. 23 at Dallas
Time – 7:03, Dec. 3 vs. Cleveland

Shortest Scoring Drives

Plays – 1, twice, most recently Oct. 1 vs. Philadelphia
Yards – 11, Oct. 8 at New York Giants
Time – 0:07, Sept. 11 at Denver

Fewest, Defense

First Downs Allowed – 9, Dec. 10 vs. Washington
Rushing Attempts Allowed – 19, Oct. 22 vs. Denver
Rushing Yards Allowed – 65, Dec. 10 vs. Washington
Passing Attempts Allowed – 21, Sept. 24 vs. Kansas City
Completions Allowed –15, twice, most recently Dec. 24 at New York Jets
Net Passing Yards Allowed – 119, Dec. 24 at New York Jets
Total Plays Allowed – 49, Nov. 23 at Dallas
Total Yards Allowed – 201, Dec. 10 vs. Washington

Most, Defense

Takeaways – 6, Nov. 19 vs. Buffalo
Interceptions – 5, Nov. 19 vs. Buffalo
Fumbles Forced – 3, Oct. 22 vs. Denver
Fumbles Recovered – 2, twice, most recently Dec. 24 at New York Jets
Passes Defensed – 10, Nov. 19 vs. Buffalo
Sacks – 5.0, three times, most recently Oct. 22 vs. Denver

2017 WEEKLY LEADERS

REGULAR-SEASON WEEKLY LEADERS, LOS ANGELES CHARGERS

			Scoring	Pass Yds.	Carries	Rush Yds.	Catches	Rec. Yds.	Tackles (Solo)	Sacks
Sept. 11	at	Denver:	3 tied with 6	P.Rivers 192	M.Gordon 18	M.Gordon 54	3 tied with 5	Ty.Williams 54	J.Brown 15 (13)	2 tied with 1.5
Sept. 17		Miami:	2 tied with 6	P.Rivers 331	M.Gordon 9	B.Oliver 31	K.Allen 9	K.Allen 100	J.Brown 10 (6)	2 tied with 1.0
Sept. 24		Kansas City:	M.Gordon 6	P.Rivers 237	M.Gordon 17	M.Gordon 79	2 tied with 5	T.Benjamin 105	J.Bosa 9 (4)	M.Ingram 3.0
Oct. 1		Philadelphia:	4 tied with 6	P.Rivers 347	M.Gordon 10	A.Ekeler 35	2 tied with 5	K.Allen 138	J.Addae 11 (7)	D.Philon 1.0
Oct. 8	at	N.Y. Giants:	M.Gordon 12	P.Rivers 258	M.Gordon 20	M.Gordon 105	M.Gordon 6	K.Allen 67	H.Pullard 9 (7)	2 tied with 2.0
Oct. 15	at	Oakland:	M.Gordon 12	P.Rivers 268	M.Gordon 25	M.Gordon 83	M.Gordon 9	H.Henry 90	2 tied with 8	J.Bosa 1.0
Oct. 22		Denver:	T.Benjamin 12	P.Rivers 183	M.Gordon 18	2 tied with 38	2 tied with 4	H.Henry 73	J.Addae 9 (6)	2 tied with 2.0
Oct. 29	at	New England:	2 tied with 6	P.Rivers 212	M.Gordon 14	M.Gordon 132	T.Benjamin 5	T.Benjamin 64	H.Pullard 13 (9)	3 tied with 1.0
Nov. 12	at	Jacksonville:	A.Ekeler 12	P.Rivers 235	A.Ekeler 10	A.Ekeler 42	2 tied with 5	A.Ekeler 77	D.Perryman 11 (8)	3 tied with 1.0
Nov. 19		Buffalo:	N.Novak 18	P.Rivers 251	M.Gordon 20	M.Gordon 80	K.Allen 12	K.Allen 159	A.Phillips 6 (6)	J.Bosa 1.0
Nov. 23	at	Dallas:	4 tied with 6	P.Rivers 434	M.Gordon 21	M.Gordon 65	K.Allen 11	K.Allen 172	2 tied with 7	2 tied with 1.0
Dec. 3		Cleveland:	T.Coons 13	P.Rivers 344	M.Gordon 19	M.Gordon 77	K.Allen 10	K.Allen 105	D.Perryman 10 (3)	3 tied with 1.0
Dec. 10		Washington:	3 tied with 6	P.Rivers 319	M.Gordon 22	M.Gordon 78	K.Allen 8	K.Allen 111	2 tied with 10	D.King 1.0
Dec. 16	at	Kansas City:	2 tied with 6	P.Rivers 227	M.Gordon 19	M.Gordon 78	M.Gordon 6	M.Gordon 91	J.Brown 11 (8)	M.Ingram 1.0
Dec. 24	at	N.Y. Jets:	2 tied with 6	P.Rivers 290	M.Gordon 19	M.Gordon 81	A.Gates 6	A.Gates 81	H.Pullard 10 (5)	2 tied with 1.0
Dec. 31		Oakland:	3 tied with 6	PRivers 387	M.Gordon 17	M.Gordon 93	K.Allen 9	K.Allen 133	2 tied with 9	J.Bosa 1.0

REGULAR-SEASON WEEKLY LEADERS, OPPONENT

			Scoring	Pass Yds.	Carries	Rush Yds.	Catches	Rec. Yds.	Tackles (Solo)	Sacks
Sept. 11	at	Denver:	B.Fowler 12	T.Siemian 219	C.Anderson 20	C.Anderson 81	D.Thomas 5	D.Thomas 67	B.Marshall 8 (5)	S.Barrett 1.0
Sept. 17		Miami:	C.Parkey 13	J.Cutler 230	J.Ajayi 28	J.Ajayi 122	J.Landry 13	D.Parker 85	M.Hull 10 (7)	W.Hayes 1.0
Sept. 24		Kansas City:	4 tied with 6	A.Smith 155	K.Hunt 17	K.Hunt 172	T.Hill 5	T.Hill 77	T.Mitchell 9 (9)	2 tied with 1.0
Oct. 1		Philadelphia:	J.Elliott 14	C.Wentz 242	L.Blount 16	L.Blount 136	Z.Ertz 5	Z.Ertz 81	J.Hicks 9 (8)	2 tied with 1.0
Oct. 8	at	N.Y. Giants:	3 tied with 6	E.Manning 225	W.Gallman 11	O.Darkwa 69	2 tied with 5	O.Beckham 97	D.Thompson 11 (8)	None
Oct. 15	at	Oakland:	2 tied with 6	D.Carr 171	M.Lynch 13	M.Lynch 63	M.Crabtree 6	M.Crabtree 52	T.Carrie 8 (7)	B.Irvin 1.0
Oct. 22		Denver:	None	T.Siemian 207	C.Anderson 10	C.Anderson 44	A.Derby 6	A.Derby 66	T.Davis 10 (7)	V.Miller 2.0
Oct. 29	at	New England:	S.Gotskowski 13	T.Brady 333	D.Lewis 15	D.Lewis 44	R.Burkhead 7	J.White 85	K.Van Noy 6 (6)	None
Nov. 12	at	Jacksonville:	M.Lee 8	B.Bortles 273	L.Fournette 17	C.Grant 56	A.Hurns 7	A.Hurns 70	M.Jack 9 (8)	None
Nov. 19		Buffalo:	L.McCoy 12	T.Taylor 158	L.McCoy 13	L.McCoy 114	T.Cadet 6	Z.Jones 68	P.Brown 13 (11)	S.Lawson 1.0
Nov. 23	at	Dallas:	R.Smith 6	D.Prescott 179	2 tied with 9	R.Smith 41	J.Witten 7	T.Williams 54	J.Smith 8 (7)	None
Dec. 3		Cleveland:	D.Njoku 6	D.Kizer 215	I.Crowell 10	D.Kizer 46	2 tied with 4	J.Gordon 85	J.Schobert 12 (7)	J.Schobert 1.0
Dec. 10		Washington:	2 tied with 6	K.Cousins 151	S.Perine 17	S.Perine 45	S.Perine 4	2 tied with 34	D.Everett 11 (6)	2 tied with 1.0
Dec. 16	at	Kansas City:	H.Butker 9	A.Smith 231	K.Hunt 24	K.Hunt 155	K.Hunt 7	T.Hill 88	D.Johnson 6 (6)	2 tied with 1.0
Dec. 24	at	N.Y. Jets:	B.Powell 6	B.Petty 119	B.Powell 19	B.Powell 145	2 tied with 5	R.Anderson 51	D.Lee 8 (4)	None
Dec. 31		Oakland:	A.Cooper 6	D.Carr 243	M.Lynch 19	M.Lynch 101	S.Roberts 5	A.Cooper 115	N.Bowman 13 (8)	2 tied with 0.5

2017 WEEKLY INACTIVES

Sept. 11	at	Denver:	Jerry Attaochu, Dontrelle Inman, Cardale Jones, Dexter McCoil, Sean McGrath, Sam Tevi, Mike Williams.
Sept. 17		Miami:	Jerry Attaochu, Sean Culkin, Rayshawn Jenkins, Cardale Jones, Sam Tevi, Jason Verrett, Mike Williams.
Sept. 24		Kansas City:	Jerry Attaochu, Joe Barksdale, Sean Culkin, Cardale Jones, Tyler Marz, Hayes Pullard, Mike Williams.
Oct. 1		Philadelphia:	Jerry Attaochu, Sean Culkin, Nick Dzubnar, Cardale Jones, Tyler Marz, Dexter McCoil, Mike Williams.
Oct. 8	at	N.Y. Giants:	Jerry Attaochu, Sean Culkin, Cardale Jones, Tyler Marz, Branden Oliver, Korey Toomer, Mike Williams.
Oct. 15	at	Oakland:	Jerry Attaochu, Sean Culkin, Nigel Harris, Dontrelle Inman, Cardale Jones, Tyler Marz, Branden Oliver.
Oct. 22		Denver:	Joe Barksdale, Sean Culkin, Dontrelle Inman, Cardale Jones, Corey Liuget, Tyler Marz, Branden Oliver.
Oct. 29	at	New England:	Jerry Attaochu, Joe Barksdale, Sean Culkin, Geremy Davis, Cardale Jones, Tyler Marz, Andre Williams.
Nov. 12	at	Jacksonville:	Joe Barksdale, Sean Culkin, Jeff Cumberland, Geremy Davis, Cardale Jones, Branden Oliver, Hayes Pullard.
Nov. 19		Buffalo:	Joe Barksdale, Sean Culkin, Geremy Davis, Chris McCain, Branden Oliver, James Onwualu, Hayes Pullard.
Nov. 23	at	Dallas:	Jerry Attaochu, Sean Culkin, Geremy Davis, Cardale Jones, Michael Ola, Branden Oliver, James Onwualu.
Dec. 3		Cleveland:	Sean Culkin, Cardale Jones, Corey Liuget, Michael Ola, Branden Oliver, James Onwualu, Mike Williams.
Dec. 10		Washington:	Jerry Attaochu, Sean Culkin, Geremy Davis, Cardale Jones, Michael Ola, Branden Oliver, James Onwualu.
Dec. 16	at	Kansas City:	Jerry Attaochu, Sean Culkin, Geremy Davis, Cardale Jones, Craig Mager, Michael Ola, Isaac Rochell.
Dec. 24	at	N.Y. Jets:	Jerry Attaochu, Sean Culkin, Geremy Davis, Cardale Jones, Corey Liuget, Russell Okung, Denzel Perryman.
Dec. 31		Oakland:	Jerry Attaochu, Geremy Davis, Russell Hansbrough, Cardale Jones, Corey Liuget, Michael Ola, Adrian Phillips.

2017 GAME SUMMARIES

WEEK 1 RECAP - BRONCOS 24, CHARGERS 21

An electric fourth-quarter rally fell short as Younghoe Koo's field goal was blocked with one second remaining in the Chargers' 24-21 opening-night loss to the Broncos Monday night in Denver.

Broncos quarterback Trevor Siemian scored three total touchdowns, the first stemmed from a 13-play, 70-yard drive to wide receiver Bennie Fowler.

On the next possession, the Chargers used a 40-yard defensive pass interference penalty and a heavy dose of running back Melvin Gordon to score their first points of 2017. Gordon touched the ball six times on a nine-play drive, including an 11-yard touchdown reception from quarterback Philip Rivers to open the second quarter.

The Broncos responded with their second scoring drive of the game, this time a one-yard touchdown rush from Siemian. Denver took a 14-7 lead into halftime.

On the Chargers' first possession of the second half, Philip Rivers was intercepted by cornerback Bradley Roby at Los Angeles' 43-yard line. Six plays later, Siemian hooked up with Fowler for a six-yard touchdown – his second of the game – to make it 21-7 Broncos after a Brandon McManus extra point.

The Chargers' furious comeback attempt started in the fourth quarter. After an Adrian Phillips interception, Philip Rivers found wide receiver Keenan Allen for a five-yard touchdown.

On the next possession, linebacker Korey Toomer stripped running back Jamaal Charles of the football, which was recovered by cornerback Casey Hayward. One play later, Rivers connected with wide receiver Travis Benjamin for a 38-yard touchdown. A Younghoe Koo extra point cut the Broncos lead to 24-21.

Gordon finished the game with 18 carries for 54 yards, and five receptions for 25 yards and a touchdown. Allen caught five passes for 35 yards and a touchdown. Rivers went 22-of-33 for 192 yards and three touchdowns, with one interception. Defensive ends Joey Bosa and Melvin Ingram each had 1.5 sacks.

		1	2	3	4	OT	Total
VISITOR:	Los Angeles Chargers	0	7	0	14	0	21
HOME:	Denver Broncos	7	7	10	0	0	24

Scoring Plays

Team	Qtr	Time	Play Description (Extra Point) (Drive Info)	Visitor	Home
Broncos	1	4:50	B.Fowler 5 yd. pass from T.Siemian (B.McManus kick) (13-70, 6:05)	0	7
Chargers	2	14:55	M.Gordon 11 yd. pass from P.Rivers (Y.Koo kick) (9-75, 4:55)	7	7
Broncos	2	5:27	T.Siemian 1 yd. run (B.McManus kick) (9-56, 4:38)	7	14
Broncos	3	10:27	B.Fowler 6 yd. pass from T.Siemian (B.McManus kick) (6-43, 3:00)	7	21
Broncos	3	0:00	B.McManus 20 yd. Field Goal (14-78, 8:16)	7	24
Chargers	4	8:10	K.Allen 5 yd. pass from P.Rivers (Y.Koo kick) (6-43, 2:27)	14	24
Chargers	4	7:00	T.Benjamin 38 yd. pass from P.Rivers (Y.Koo kick) (1-38, 0:07)	21	24

Paid Attendance: 76,324 — Time: 2:54

Los Angeles Chargers vs Denver Broncos
9/11/2017 at Sports Authority Field at Mile High

Final Team Statistics

	Visitor Chargers	Home Broncos
TOTAL FIRST DOWNS	17	22
By Rushing	3	7
By Passing	12	14
By Penalty	2	1
THIRD DOWN EFFICIENCY	3-12-25%	8-15-53%
FOURTH DOWN EFFICIENCY	1-2-50%	0-0-0%
TOTAL NET YARDS	249	321
Total Offensive Plays (inc. times thrown passing)	56	68
Average gain per offensive play	4.4	4.7
NET YARDS RUSHING	64	140
Total Rushing Plays	22	36
Average gain per rushing play	2.9	3.9
Tackles for a loss-number and yards	2-4	1-2
NET YARDS PASSING	185	181
Times thrown - yards lost attempting to pass	1-7	4-38
Gross yards passing	192	219
PASS ATTEMPTS-COMPLETIONS-HAD INTERCEPTED	33-22-1	28-17-1
Avg gain per pass play (inc.# thrown passing)	5.4	5.7
KICKOFFS Number-In End Zone-Touchbacks	4-3-3	5-5-5
PUNTS Number and Average	5-46.0	3-48.0
Had Blocked	0	0
FGs - PATs Had Blocked	1-0	0-0
Net Punting Average	36.4	49.0
TOTAL RETURN YARDAGE (Not Including Kickoffs)	1	48
No. and Yards Punt Returns	1--3	3-48
No. and Yards Kickoff Returns	0-0	1-36
No. and Yards Interception Returns	1-4	1-0
PENALTIES Number and Yards	4-40	3-62
FUMBLES Number and Lost	0-0	1-1
TOUCHDOWNS	3	3
Rushing	0	1
Passing	3	2
EXTRA POINTS Made-Attempts	3-3	3-3
Kicking Made-Attempts	3-3	3-3
FIELD GOALS Made-Attempts	0-1	1-2
RED ZONE EFFICIENCY	2-2-100%	3-5-60%
GOAL TO GO EFFICIENCY	1-1-100%	2-3-67%
SAFETIES	0	0
FINAL SCORE	21	24
TIME OF POSSESSION	25:47	34:13

Los Angeles Chargers vs Denver Broncos
9/11/2017 at Sports Authority Field at Mile High

Final Individual Statistics

Los Angeles Chargers

RUSHING	ATT	YDS	AVG	LG	TD
M.Gordon	18	54	3.0	21	0
B.Oliver	4	10	2.5	6	0
Total	22	64	2.9	21	0

PASSING	ATT	CMP	YDS	SK/YD	TD	LG	IN	RT
P.Rivers	33	22	192	1/7	3	**38**	1	99.6
Total	33	22	192	1/7	3	38	1	99.6

PASS RECEIVING	TAR	REC	YDS	AVG	LG	TD
Ty.Williams	7	5	54	10.8	14	0
K.Allen	10	5	35	7.0	9	1
M.Gordon	6	5	25	5.0	**11**	1
T.Benjamin	4	3	43	14.3	**38**	1
A.Eleeler	2	2	18	9.0	11	0
A.Gates	3	2	17	8.5	11	0
B.Oliver	1	0	0	0.0	0	0
Total	33	22	192	8.7	38	3

INTERCEPTIONS	NO	YDS	AVG	LG	TD
A.Phillips	1	4	4.0	4	0
Total	1	4	4.0	4	0

PUNTING	NO	YDS	AVG	NET	TB	IN20	LG
D.Kaser	5	230	46.0	36.4	0	2	62
Total	5	230	46.0	36.4	0	2	62

PUNT RETURNS	NO	YDS	AVG	FC	LG	TD
T.Benjamin	1	-3	-3.0	2	-3	0
Total	1	-3	-3.0	2	0	0

KICKOFF RETURNS	NO	YDS	AVG	FC	LG	TD
[TOUCHBACK]	5	0	0.0	0	0	0
Total	0	0	0.0	0	0	0

Denver Broncos

RUSHING	ATT	YDS	AVG	LG	TD
C.Anderson	20	81	4.1	18	0
J.Charles	10	40	4.0	12	0
T.Siemian	6	19	3.2	8	1
Total	36	140	3.9	18	1

PASSING	ATT	CMP	YDS	SK/YD	TD	LG	IN	RT
T.Siemian	28	17	219	4/38	2	44	1	94.2
Total	28	17	219	4/38	2	44	1	94.2

PASS RECEIVING	TAR	REC	YDS	AVG	LG	TD
D. Thomas	8	5	67	13.4	29	0
A.Derby	3	3	34	11.3	13	0
E.Sanders	6	3	26	8.7	20	0
B.Fowler	4	3	21	7.0	10	2
V.Green	1	1	44	44.0	44	0
J.Heuerman	2	1	20	20.0	20	0
C.Anderson	3	1	7	7.0	7	0
J.Charles	1	0	0	0.0	0	0
Total	28	17	219	12.9	44	2

INTERCEPTIONS	NO	YDS	AVG	LG	TD
B.Roby	1	0	0.0	0	0
Total	1	0	0.0	0	0

PUNTING	NO	YDS	AVG	NET	TB	IN20	LG
R.Dixon	3	144	48.0	49.0	0	2	53
Total	3	144	48.0	49.0	0	2	53

PUNT RETURNS	NO	YDS	AVG	FC	LG	TD
I.McKenzie	3	48	16.0	0	31	0
[DOWNED]	1	0	0.0	0	0	0
[OUT OF BOUNDS]	1	0	0.0	0	0	0
Total	3	48	16.0	0	31	0

KICKOFF RETURNS	NO	YDS	AVG	FC	LG	TD
C.Latimer	1	36	36.0	0	36	0
[TOUCHBACK]	3	0	0.0	0	0	0
Total	1	36	36.0	0	36	0

Los Angeles Chargers

FUMBLES	FUM	LOST	OWN-REC	YDS	TD	FORCED	OPP-REC	YDS	TD	OUT-BDS
K.Toomer	0	0	0	0	0	1	0	0	0	0
C.Hayward	0	0	0	0	0	0	1	11	0	0
Total	0	0	0	0	0	1	1	11	0	0

Denver Broncos

FUMBLES	FUM	LOST	OWN-REC	YDS	TD	FORCED	OPP-REC	YDS	TD	OUT-BDS
J.Charles	1	1	0	0	0	0	0	0	0	0
Total	1	1	0	0	0	0	0	0	0	0

WEEK 2 RECAP - DOLPHINS 19, CHARGERS 17

On a day when the Chargers played their first home game in Los Angeles in nearly 57 years, one of the franchise's all-time greats decided to make some history of his own.

Chargers tight end Antonio Gates caught a seven-yard touchdown pass from quarterback Philip Rivers in the third quarter – the 112th of Gates' career – that broke a tie with Tony Gonzalez for all-time touchdowns among tight ends. But kicker Younghoe Koo missed what would have been a game-winning 44-yard field goal with nine seconds remaining and the Miami Dolphins beat the Chargers 19-17 Sunday at StubHub Center.

Eighty-five of Gates' career touchdown receptions have come from Rivers, who finished the game 31-of-39 for 331 yards and the one historic touchdown.

Miami's first offensive possession of the game was a 13-play, 70-yard drive that ended in a 30-yard Cody Parkey field goal to make the score 3-0 Miami.

The Chargers' first scoring drive was set up by a 23-yard punt return by wide receiver Travis Benjamin. Six plays later, Koo connected on a 41-yard field goal – the first of his NFL career – to tie the game at 3-3.

The first-ever regular season touchdown at StubHub Center was a one-yard rush by running back Melvin Gordon with 5:01 remaining in the second quarter to make it 10-3 Bolts after a Koo extra point. The score was set up by two big plays: a 26-yard rush by running back Branden Oliver, and a 24-yard reception from Rivers to wide receiver Keenan Allen that got the ball to the Dolphins' four-yard line.

The Chargers took a 10-3 lead into halftime, but Miami swiftly responded. Dolphins quarterback Jay Cutler found wide receiver Kenny Stills for a 29-yard touchdown on the seventh play of a 75-yard drive to open the second half.

The next Chargers drive resulted in Gates' historic touchdown to make the score 17-10 Los Angeles after another Koo extra point.

Miami responded with nine unanswered points, including a 54-yard field goal by Parkey with 1:10 remaining in the game to put the Dolphins up 19-17.

Allen finished the game with nine catches for 100 yards. Gordon was held to 13 yards on nine rushes, but chipped in with seven catches for 65 yards. After being shut out Monday night, tight end Hunter Henry caught seven passes for 80 yards.

Dolphins running back Jay Ajayi had 122 yards on 28 carries and wide receiver Jarvis Landry hauled in 13 receptions for 78 yards. Cutler finished the game 24-of-33 for 230 yards and a touchdown.

		1	2	3	4	OT	Total
VISITOR:	Miami Dolphins	3	0	10	6	0	19
HOME:	Los Angeles Chargers	0	10	7	0	0	17

Scoring Plays

Team	Qtr	Time	Play Description (Extra Point) (Drive Info)	Visitor	Home
Dolphins	1	7:07	C.Parkey 30 yd. Field Goal (13-70, 6:18)	3	0
Chargers	2	13:41	Y.Koo 41 yd. Field Goal (6-23, 2:36)	3	3
Chargers	2	5:01	M.Gordon 1 yd. run (Y.Koo kick) (7-70, 3:57)	3	10
Dolphins	3	12:07	K.Stills 29 yd. pass from J.Cutler (C.Parkey kick) (7-75, 2:53)	10	10
Chargers	3	8:18	A.Gates 7 yd. pass from P.Rivers (Y.Koo kick) (8-77, 3:49)	10	17
Dolphins	3	2:43	C.Parkey 28 yd. Field Goal (12-67, 5:35)	13	17
Dolphins	4	6:28	C.Parkey 35 yd. Field Goal (14-64, 7:05)	16	17
Dolphins	4	1:05	C.Parkey 54 yd. Field Goal (5-15, 1:57)	19	17

Paid Attendance: 25,381 Time: 2:54

Miami Dolphins vs Los Angeles Chargers
9/17/2017 at StubHub Center

Final Team Statistics

	Visitor Dolphins	Home Chargers
TOTAL FIRST DOWNS	21	24
By Rushing	6	3
By Passing	13	19
By Penalty	2	2
THIRD DOWN EFFICIENCY	5-13-38%	2-8-25%
FOURTH DOWN EFFICIENCY	0-1-0%	0-0-0%
TOTAL NET YARDS	336	367
Total Offensive Plays (inc. times thrown passing)	68	54
Average gain per offensive play	4.9	6.8
NET YARDS RUSHING	111	44
Total Rushing Plays	32	14
Average gain per rushing play	3.5	3.1
Tackles for a loss-number and yards	6-16	4-8
NET YARDS PASSING	225	323
Times thrown - yards lost attempting to pass	2-5	1-8
Gross yards passing	230	331
PASS ATTEMPTS-COMPLETIONS-HAD INTERCEPTED	34-24-0	39-31-0
Avg gain per pass play (inc.# thrown passing)	6.3	8.1
KICKOFFS Number-In End Zone-Touchbacks	6-3-2	4-3-1
PUNTS Number and Average	3-43.3	4-42.5
Had Blocked	0	0
FGs - PATs Had Blocked	0-0	0-0
Net Punting Average	29.0	37.3
TOTAL RETURN YARDAGE (Not Including Kickoffs)	21	23
No. and Yards Punt Returns	3-21	1-23
No. and Yards Kickoff Returns	3-71	4-66
No. and Yards Interception Returns	0-0	0-0
PENALTIES Number and Yards	5-23	6-56
FUMBLES Number and Lost	0-0	0-0
TOUCHDOWNS	1	2
Rushing	0	1
Passing	1	1
EXTRA POINTS Made-Attempts	1-1	2-2
Kicking Made-Attempts	1-1	2-2
FIELD GOALS Made-Attempts	4-4	1-3
RED ZONE EFFICIENCY	0-3-0%	2-3-67%
GOAL TO GO EFFICIENCY	0-2-0%	2-2-100%
SAFETIES	0	0
FINAL SCORE	19	17
TIME OF POSSESSION	33:22	26:38

Miami Dolphins vs Los Angeles Chargers
9/17/2017 at StubHub Center

Final Individual Statistics

Miami Dolphins

RUSHING	ATT	YDS	AVG	LG	TD
J.Ajayi	28	122	4.4	20	0
J.Cutler	2	-1	-0.5	0	0
K.Drake	1	-3	-3.0	-3	0
J.Landry	1	-7	-7.0	-7	0
Total	32	111	3.5	20	0

PASSING	ATT	CMP	YDS	SK/YD	TD	LG	IN	RT
J.Cutler	33	24	230	2/5	1	31	0	101.8
J.Landry	1	0	0	0/0	0	0	0	39.6
Total	34	24	230	2/5	1	31	0	98.9

PASS RECEIVING	TAR	REC	YDS	AVG	LG	TD
J.Landry	15	13	78	6.0	18	0
D.Parker	9	4	85	21.3	31	0
J.Thomas	3	3	26	8.7	11	0
K.Stills	5	2	37	18.5	**29**	1
J.Ajayi	2	2	4	2.0	3	0
Total	34	24	230	9.6	31	1

INTERCEPTIONS	NO	YDS	AVG	LG	TD
Total	0	0	0	0	0

PUNTING	NO	YDS	AVG	NET	TB	IN20	LG
M.Haack	3	130	43.3	29.0	1	0	58
Total	3	130	43.3	29.0	1	0	58

PUNT RETURNS	NO	YDS	AVG	FC	LG	TD
J.Grant	3	21	7.0	0	14	0
[DOWNED]	1	0	0.0	0	0	0
Total	3	21	7.0	0	14	0

KICKOFF RETURNS	NO	YDS	AVG	FC	LG	TD
K.Drake	3	71	23.7	0	34	0
[TOUCHBACK]	1	0	0.0	0	0	0
Total	3	71	23.7	0	34	0

Los Angeles Chargers

RUSHING	ATT	YDS	AVG	LG	TD
B.Oliver	3	31	10.3	26	0
M.Gordon	9	13	1.4	11	1
D.Watt	1	0	0.0	0	0
P.Rivers	1	0	0.0	0	0
Total	14	44	3.1	26	1

PASSING	ATT	CMP	YDS	SK/YD	TD	LG	IN	RT
P.Rivers	39	31	331	1/8	1	24	0	110.6
Total	39	31	331	1/8	1	24	0	110.6

PASS RECEIVING	TAR	REC	YDS	AVG	LG	TD
K.Allen	10	9	100	11.1	24	0
H.Henry	7	7	80	11.4	17	0
M.Gordon	8	7	65	9.3	16	0
Ty.Williams	4	4	54	13.5	23	0
A.Gates	4	2	11	5.5	**7**	1
T.Benjamin	3	1	11	11.0	11	0
S.McSrath	1	1	10	10.0	10	0
D.Inman	2	0	0	0.0	0	0
Total	39	31	331	10.7	24	1

INTERCEPTIONS	NO	YDS	AVG	LG	TD
Total	0	0	0	0	0

PUNTING	NO	YDS	AVG	NET	TB	IN20	LG
D.Kaiser	4	170	42.5	37.3	0	3	58
Total	4	170	42.5	37.3	0	3	58

PUNT RETURNS	NO	YDS	AVG	FC	LG	TD
T.Benjamin	1	23	23.0	0	23	0
[OUT OF BOUNDS]	1	0	0.0	0	0	0
[TOUCHBACK]	1	0	0.0	0	0	0
Total	1	23	23.0	0	23	0

KICKOFF RETURNS	NO	YDS	AVG	FC	LG	TD
A.Ekeler	3	49	16.3	0	22	0
D.King	1	17	17.0	0	17	0
[TOUCHBACK]	2	0	0.0	0	0	0
Total	4	66	16.5	0	22	0

Miami Dolphins

FUMBLES	FUM	LOST	OWN-REC	YDS	TD	FORCED	OPP-REC	YDS	TD	OUT-BDS
Total	0	0	0	0	0	0	0	0	0	0

Los Angeles Chargers

FUMBLES	FUM	LOST	OWN-REC	YDS	TD	FORCED	OPP-REC	YDS	TD	OUT-BDS
Total	0	0	0	0	0	0	0	0	0	0

WEEK 3 RECAP - CHIEFS 24, CHARGERS 10

The Los Angeles Chargers lost to the Kansas City Chiefs 24-10 Sunday at StubHub Center, falling to 0-3 on the season.

Quarterback Philip Rivers threw three first-half interceptions, which led to 17 of Kansas City's 24 points. Chiefs rookie running back Kareem Hunt finished the game with 172 rushing yards on 17 carries (10.1 yards per carry) and a touchdown.

Rivers was intercepted on the game's first possession by Chiefs cornerback Terrance Mitchell at the Chargers' 43-yard line. Four plays later, Chiefs quarterback Alex Smith connected with speedy wide receiver Tyreek Hill on a 30-yard touchdown strike to make it 7-0 after a Cairo Santos extra point.

Los Angeles' second possession looked much like the first. Rivers threw his second interception in as many drives, this time to Pro Bowl cornerback Marcus Peters. Four plays later, Smith tossed a six-yard shovel pass to wide receiver Albert Wilson for a touchdown to make it 14-0 after another Santos extra point.

Down two scores, the Chargers responded with a nine-play, 89-yard drive capped off by an 11-yard touchdown run by running back Melvin Gordon. Los Angeles trailed 14-7 after the first quarter. Gordon rushed for 78 yards on 15 carries (5.2 yards per carry) in the first half.

Rivers threw his third interception early in the second quarter to Mitchell -- his second of the game. The Chiefs converted on a 34-yard Santos field goal to increase their lead to 17-7. A 29-yard field goal by Younghoe Koo cut the Chiefs' lead to 17-10 at the half.

After a scoreless third quarter, Kansas City iced the game in the fourth quarter with a 69-yard touchdown rush by Hunt.

Defensive end Melvin Ingram led the Chargers with three sacks. Wide receiver Travis Benjamin caught five passes for 105 yards. Rivers finished the game 20-of-39 for 237 yards.

Sunday's win gave the Chiefs their 12th straight in the AFC West, and seventh straight over the Chargers.

In a moment of solidarity before the game, Chargers Owner and Chairman of the Board Dean Spanos locked arms with the players during the singing of the National Anthem.

		1	2	3	4	OT	Total
VISITOR:	Kansas City Chiefs	14	3	0	7	0	24
HOME:	Los Angeles Chargers	7	3	0	0	0	10

Scoring Plays

Team	Qtr	Time	Play Description (Extra Point) (Drive Info)	Visitor	Home
Chiefs	1	12:03	T.Hill 30 yd. pass from A.Smith (C.Santos kick) (4-43, 1:56)	7	0
Chiefs	1	5:33	A.Wilson 6 yd. pass from A.Smith (C.Santos kick) (4-34, 2:11)	14	0
Chargers	1	0:05	M.Gordon 11 yd. run (Y.Koo kick) (9-89, 5:28)	14	7
Chiefs	2	4:30	C.Santos 34 yd. Field Goal (9-37, 6:09)	17	7
Chargers	2	0:00	Y.Koo 29 yd. Field Goal (13-64, 4:30)	17	10
Chiefs	4	1:49	K.Hunt 69 yd. run (C.Santos kick) (4-80, 1:16)	24	10

Paid Attendance: 25,386 Time: 3:08

Kansas City Chiefs vs Los Angeles Chargers
9/24/2017 at StubHub Center

Final Team Statistics

	Visitor Chiefs	Home Chargers
TOTAL FIRST DOWNS	16	24
By Rushing	8	5
By Passing	7	13
By Penalty	1	6
THIRD DOWN EFFICIENCY	4-12-33%	5-13-38%
FOURTH DOWN EFFICIENCY	0-1-0%	0-0-0%
TOTAL NET YARDS	311	330
Total Offensive Plays (inc. times thrown passing)	51	68
Average gain per offensive play	6.1	4.9
NET YARDS RUSHING	189	104
Total Rushing Plays	25	26
Average gain per rushing play	7.6	4.0
Tackles for a loss-number and yards	3-7	5-9
NET YARDS PASSING	122	226
Times thrown - yards lost attempting to pass	5-33	2-11
Gross yards passing	155	237
PASS ATTEMPTS-COMPLETIONS-HAD INTERCEPTED	21-16-0	40-20-3
Avg gain per pass play (inc.# thrown passing)	4.7	5.4
KICKOFFS Number-In End Zone-Touchbacks	5-5-2	2-2-0
PUNTS Number and Average	5-49.8	5-50.0
Had Blocked	0	0
FGs - PATs Had Blocked	0-0	0-0
Net Punting Average	47.4	40.0
TOTAL RETURN YARDAGE (Not Including Kickoffs)	48	12
No. and Yards Punt Returns	2-10	3-12
No. and Yards Kickoff Returns	2-66	3-64
No. and Yards Interception Returns	3-38	0-0
PENALTIES Number and Yards	13-122	8-61
FUMBLES Number and Lost	2-0	0-0
TOUCHDOWNS	3	1
Rushing	1	1
Passing	2	0
EXTRA POINTS Made-Attempts	3-3	1-1
Kicking Made-Attempts	3-3	1-1
FIELD GOALS Made-Attempts	1-1	1-1
RED ZONE EFFICIENCY	1-2-50%	1-3-33%
GOAL TO GO EFFICIENCY	1-1-100%	0-1-0%
SAFETIES	0	0
FINAL SCORE	24	10
TIME OF POSSESSION	30:26	29:34

Kansas City Chiefs vs Los Angeles Chargers
9/24/2017 at StubHub Center

Final Individual Statistics

Kansas City Chiefs

RUSHING	ATT	YDS	AVG	LG	TD
K.Hunt	17	172	10.1	**69**	1
T.Hill	3	13	4.3	9	0
A.Smith	2	9	4.5	5	0
C.West	2	-1	-0.5	1	0
A.Wilson	1	-4	-4.0	-4	0
Total	25	189	7.6	69	1

PASSING	ATT	CMP	YDS	SK/YD	TD	LG	IN	RT
A.Smith	21	16	155	5/33	2	**30**	0	128.1
Total	21	16	155	5/33	2	30	0	128.1

PASS RECEIVING	TAR	REC	YDS	AVG	LG	TD
T.Hill	8	5	77	15.4	**30**	1
A.Wilson	4	3	18	6.0	11	1
C.West	2	2	14	7.0	11	0
D.Robinson	2	2	9	4.5	7	0
D.Thomas	1	1	14	14.0	14	0
A.Sherman	1	1	11	11.0	11	0
K.Hunt	1	1	11	11.0	11	0
T.Kelce	1	1	1	1.0	1	0
C.Conley	1	0	0	0.0	0	0
Total	21	16	155	9.7	30	2

INTERCEPTIONS	NO	YDS	AVG	LG	TD
T.Mitchell	2	0	0.0	0	0
M.Peters	1	38	38.0	38	0
Total	3	38	12.7	38	0

PUNTING	NO	YDS	AVG	NET	TB	IN20	LG
D.Colquitt	5	249	49.8	47.4	0	3	63
Total	5	249	49.8	47.4	0	3	63

PUNT RETURNS	NO	YDS	AVG	FC	LG	TD
T.Hill	2	10	5.0	0	9	0
[DOWNED]	1	0	0.0	0	0	0
[TOUCHBACK]	2	0	0.0	0	0	0
Total	2	10	5.0	0	9	0

KICKOFF RETURNS	NO	YDS	AVG	FC	LG	TD
A.Hunt	2	66	33.0	0	42	0
Total	2	66	33.0	0	42	0

Los Angeles Chargers

RUSHING	ATT	YDS	AVG	LG	TD
M.Gordon	17	79	4.6	14	1
B.Oliver	8	16	2.0	6	0
T.Benjamin	1	9	9.0	9	0
Total	26	104	4.0	14	1

PASSING	ATT	CMP	YDS	SK/YD	TD	LG	IN	RT
P.Rivers	40	20	237	2/11	0	44	3	37.2
Total	40	20	237	2/11	0	44	3	37.2

PASS RECEIVING	TAR	REC	YDS	AVG	LG	TD
T.Benjamin	8	5	105	21.0	44	0
K.Allen	9	5	61	12.2	17	0
B.Oliver	6	4	18	4.5	11	0
A.Gates	5	2	30	15.0	16	0
Ty.Williams	7	2	15	7.5	14	0
A.Ekeler	1	1	6	6.0	6	0
D.Inman	1	1	2	2.0	2	0
M.Gordon	2	0	0	0.0	0	0
Total	39	20	237	11.9	44	0

INTERCEPTIONS	NO	YDS	AVG	LG	TD
Total	0	0	0	0	0

PUNTING	NO	YDS	AVG	NET	TB	IN20	LG
D.Kaser	5	250	50.0	40.0	2	2	66
Total	5	250	50.0	40.0	2	2	66

PUNT RETURNS	NO	YDS	AVG	FC	LG	TD
T.Benjamin	3	12	4.0	2	9	0
Total	3	12	4.0	2	9	0

KICKOFF RETURNS	NO	YDS	AVG	FC	LG	TD
D.King	3	64	21.3	0	25	0
[TOUCHBACK]	2	0	0.0	0	0	0
Total	3	64	21.3	0	25	0

Kansas City Chiefs

FUMBLES	FUM	LOST	OWN-REC	YDS	TD	FORCED	OPP-REC	YDS	TD	OUT-BDS
C.West	1	0	1	0	0	0	0	0	0	0
Z.Fulton	1	0	0	0	0	0	0	0	0	0
A.Smith	0	0	1	0	0	0	0	0	0	0
Total	2	0	2	0	0	0	0	0	0	0

Los Angeles Chargers

FUMBLES	FUM	LOST	OWN-REC	YDS	TD	FORCED	OPP-REC	YDS	TD	OUT-BDS
C.Liuget	0	0	0	0	0	1	0	0	0	0
Total	0	0	0	0	0	1	0	0	0	0

WEEK 4 RECAP - EAGLES 26, CHARGERS 24

The Los Angeles Chargers fell to 0-4 on Sunday, losing to the Philadelphia Eagles 26-24 at StubHub Center.

Chargers quarterback Philip Rivers went 22-of-38 for 347 yards and two touchdowns, but Philadelphia rushed for 214 yards and possessed the ball for over 39 minutes. Their final drive chewed up the last 6:44 of the game.

On the first possession of the game, Eagles defensive end Chris Long strip-sacked Rivers and the ball was recovered by rookie defensive end Derek Barnett. Philadelphia capitalized with an eight-yard touchdown from quarterback Carson Wentz to wide receiver Alshon Jeffrey for the game's first score. A 45-yard Jake Elliott field goal on the Eagles' next possession made it 10-0 after the first quarter.

After another Elliott field goal, the Chargers offense connected on their biggest play of the season. Rivers found wide receiver Tyrell Williams for a 75-yard touchdown. Younghoe Koo's extra-point cut Philadelphia's lead to 13-7.

Late in the second quarter, Rivers and wide receiver Keenan Allen connected on a 49-yard reception – the team's second-longest play of 2017 – to set up a 28-yard Koo field goal that made the score 16-10 Eagles at the half.

With Philadelphia leading 19-10 in the fourth quarter, Chargers undrafted rookie running back Austin Ekeler rushed for a 35-yard touchdown that sliced the deficit to 19-17 after a Koo extra point.

The Eagles responded with a drive that included momentum-shifting 68-yard rush by LeGarrette Blount. Five plays later, Wendell Smallwood rushed for a two-yard touchdown.

Allen caught five balls for 138 yards. Williams finished the game with five catches for 115 yards and a touchdown. Chargers tight end Hunter Henry scored his first touchdown of the season.

		1	2	3	4	OT	Total
VISITOR:	Philadelphia Eagles	10	6	3	7	0	26
HOME:	Los Angeles Chargers	0	10	0	14	0	24

Scoring Plays

Team	Qtr	Time	Play Description (Extra Point) (Drive Info)	Visitor	Home
Eagles	1	8:00	A.Jeffery 8 yd. pass from C.Wentz (J.Elliott kick) (8-68, 4:44)	7	0
Eagles	1	0:05	J.Elliott 45 yd. Field Goal (11-65, 5:35)	10	0
Eagles	2	6:42	J.Elliott 40 yd. Field Goal (11-58, 5:15)	13	0
Chargers	2	6:32	Ty.Williams 75 yd. pass from P.Rivers (Y.Koo kick) (1-75, 0:10)	13	7
Eagles	2	4:08	J.Elliott 53 yd. Field Goal (8-40, 2:24)	16	7
Chargers	2	0:00	Y.Koo 28 yd. Field Goal (8-77, 0:56)	16	10
Eagles	3	0:55	J.Elliott 47 yd. Field Goal (13-60, 6:51)	19	10
Chargers	4	13:42	A.Ekeler 35 yd. run (Y.Koo kick) (7-75, 2:13)	19	17
Eagles	4	9:14	W.Smallwood 3 yd. run (J.Elliott kick) (7-75, 4:28)	26	17
Chargers	4	6:44	H.Henry 4 yd. pass from P.Rivers (Y.Koo kick) (8-75, 2:30)	26	24

Paid Attendance: 25,374 Time: 2:46

Philadelphia Eagles vs Los Angeles Chargers
10/1/2017 at StubHub Center

Final Team Statistics

	Visitor Eagles	Home Chargers
TOTAL FIRST DOWNS	26	18
By Rushing	12	3
By Passing	11	12
By Penalty	3	3
THIRD DOWN EFFICIENCY	9-16-56%	5-10-50%
FOURTH DOWN EFFICIENCY	1-1-100%	0-0-0%
TOTAL NET YARDS	454	400
Total Offensive Plays (inc. times thrown passing)	74	53
Average gain per offensive play	6.1	7.5
NET YARDS RUSHING	214	58
Total Rushing Plays	42	13
Average gain per rushing play	5.1	4.5
Tackles for a loss-number and yards	4-13	4-13
NET YARDS PASSING	240	342
Times thrown - yards lost attempting to pass	1-2	2-5
Gross yards passing	242	347
PASS ATTEMPTS-COMPLETIONS-HAD INTERCEPTED	31-17-0	38-22-0
Avg gain per pass play (inc.# thrown passing)	7.5	8.6
KICKOFFS Number-In End Zone-Touchbacks	7-7-7	4-4-4
PUNTS Number and Average	2-47.5	4-47.8
Had Blocked	0	0
FGs - PATs Had Blocked	0-0	0-0
Net Punting Average	46.0	39.0
TOTAL RETURN YARDAGE (Not Including Kickoffs)	15	3
No. and Yards Punt Returns	3-15	2-3
No. and Yards Kickoff Returns	0-0	0-0
No. and Yards Interception Returns	0-0	0-0
PENALTIES Number and Yards	9-58	9-39
FUMBLES Number and Lost	1-0	2-1
TOUCHDOWNS	2	3
Rushing	1	1
Passing	1	2
EXTRA POINTS Made-Attempts	2-2	3-3
Kicking Made-Attempts	2-2	3-3
FIELD GOALS Made-Attempts	4-4	1-1
RED ZONE EFFICIENCY	2-4-50%	1-2-50%
GOAL TO GO EFFICIENCY	2-2-100%	1-1-100%
SAFETIES	0	0
FINAL SCORE	26	24
TIME OF POSSESSION	39:18	20:42

Philadelphia Eagles vs Los Angeles Chargers
10/1/2017 at StubHub Center

Final Individual Statistics

Philadelphia Eagles

RUSHING	ATT	YDS	AVG	LG	TD
L.Blount	16	136	8.5	68	0
W.Smallwood	10	34	3.4	11	1
C.Clement	10	30	3.0	10	0
C.Wentz	6	14	2.3	12	0
Total	42	214	5.1	68	1

PASSING	ATT	CMP	YDS	SK/YD	TD	LG	IN	RT
C.Wentz	31	17	242	1/2	1	38	0	91.1
Total	31	17	242	1/2	1	38	0	91.1

PASS RECEIVING	TAR	REC	YDS	AVG	LG	TD
Z.Ertz	8	5	81	16.2	38	0
W.Smallwood	6	4	45	11.3	24	0
N.Agholor	4	3	58	19.3	36	0
A.Jeffery	6	3	29	9.7	13	1
L.Blount	1	1	20	20.0	20	0
T.Smith	3	1	9	9.0	9	0
B.Celek	1	0	0	0.0	0	0
M.Johnson	1	0	0	0.0	0	0
Total	30	17	242	14.2	38	1

INTERCEPTIONS	NO	YDS	AVG	LG	TD
Total	0	0	0	0	0

PUNTING	NO	YDS	AVG	NET	TB	IN20	LG
D.Jones	2	95	47.5	46.0	0	2	54
Total	2	95	47.5	46.0	0	2	54

PUNT RETURNS	NO	YDS	AVG	FC	LG	TD
K.Barner	3	15	5.0	0	13	0
[TOUCHBACK]	1	0	0.0	0	0	0
Total	3	15	5.0	0	13	0

KICKOFF RETURNS	NO	YDS	AVG	FC	LG	TD
[TOUCHBACK]	4	0	0.0	0	0	0
Total	0	0	0.0	0	0	0

Los Angeles Chargers

RUSHING	ATT	YDS	AVG	LG	TD
A.Ekeler	1	35	35.0	**35**	1
M.Gordon	10	22	2.2	12	0
B.Oliver	2	1	0.5	6	0
Total	13	58	4.5	35	1

PASSING	ATT	CMP	YDS	SK/YD	TD	LG	IN	RT
P.Rivers	38	22	347	2/5	2	**75**	0	105.9
Total	38	22	347	2/5	2	75	0	105.9

PASS RECEIVING	TAR	REC	YDS	AVG	LG	TD
K.Allen	11	5	138	27.6	50	0
Ty.Williams	6	5	115	23.0	**75**	1
A.Gates	5	3	18	6.0	9	0
A.Ekeler	2	2	23	11.5	12	0
T.Benjamin	5	2	21	10.5	19	0
H.Henry	3	2	16	8.0	12	1
M.Gordon	3	1	7	7.0	7	0
D.Inman	1	1	7	7.0	7	0
B.Oliver	1	1	2	2.0	2	0
Total	37	22	347	15.8	75	2

INTERCEPTIONS	NO	YDS	AVG	LG	TD
Total	0	0	0	0	0

PUNTING	NO	YDS	AVG	NET	TB	IN20	LG
D.Kaser	4	191	47.8	39.0	1	2	53
Total	4	191	47.8	39.0	1	2	53

PUNT RETURNS	NO	YDS	AVG	FC	LG	TD
T.Benjamin	2	3	1.5	0	3	0
Total	2	3	1.5	0	3	0

KICKOFF RETURNS	NO	YDS	AVG	FC	LG	TD
[TOUCHBACK]	7	0	0.0	0	0	0
Total	0	0	0.0	0	0	0

Philadelphia Eagles

FUMBLES	FUM	LOST	OWN-REC	YDS	TD	FORCED	OPP-REC	YDS	TD	OUT-BDS
C.Wentz	1	0	1	-3	0	0	0	0	0	0
C.Long	0	0	0	0	0	1	0	0	0	0
D.Barnett	0	0	0	0	0	0	1	0	0	0
Total	1	0	1	-3	0	1	1	0	0	0

Los Angeles Chargers

FUMBLES	FUM	LOST	OWN-REC	YDS	TD	FORCED	OPP-REC	YDS	TD	OUT-BDS
T.Benjamin	1	0	1	0	0	0	0	0	0	0
P.Rivers	1	1	0	0	0	0	0	0	0	0
Total	2	1	1	0	0	0	0	0	0	0

WEEK 5 RECAP - CHARGERS 27, GIANTS 22

The Los Angeles Chargers weren't seeking style points on Sunday.

In a game that included a combined 14 punts and 21 penalties, running back Melvin Gordon rose above the ugliness with 163 total yards from scrimmage and two touchdowns in a 27-22 victory over the New York Giants at MetLife Stadium – the Bolts' first win of the season.

The game's turning point occurred with four minutes remaining in the fourth quarter when defensive end Melvin Ingram sacked Giants quarterback Eli Manning, who fumbled. Ingram recovered the football at the Giants' 11-yard line and three plays later, quarterback Philip Rivers found Gordon for a ten-yard touchdown reception, which ended up being the game-winning score.

It was a game plagued with penalties, unforced errors and missed connections. On a third-and-seven in the first quarter, miscommunication lead to a botched snap by center Spencer Pulley that Rivers batted out of the end zone for a safety to make it 2-0 Giants. Chargers opponents have now scored first in every game this season.

Later in the first quarter, Orleans Darkwa dashed 23 yards for a touchdown – the first rushing score from a Giants running back this season. New York led 9-0 after the opening quarter.

The Chargers answered with a six-yard touchdown reception from Rivers to running back Gordon that cut the lead to 9-7 after the newly acquired Nick Novak connected on the extra point. Novak added a 20-yard field goal to give Los Angeles the lead at halftime.

With Giants wide receivers Sterling Shepard and Brandon Marshall out of the game with injuries, Eli Manning found Roger Lewis on New York's next possession for a 29-yard touchdown catch to regain the lead.

Rivers responded on the next Chargers' possession by connecting with tight end Hunter Henry for a 25-yard touchdown. Los Angeles took a 17-16 lead into the fourth quarter after the 12-play, 90-yard drive.

The back-and-forth continued as Manning hooked up with Odell Beckham Jr. for a 48-yard touchdown strike on the third play of the fourth quarter. The failed two-point conversion put New York up 22-17 before the Chargers scored the last ten points of the game.

Chargers defensive end Joey Bosa registered two sacks, both in the first quarter. Bosa now has 4.5 sacks on the season. Ingram also notched two sacks. Tre Boston intercepted Manning late in the fourth quarter to seal the victory.

		1	2	3	4	OT	Total
VISITOR:	Los Angeles Chargers	0	10	7	10	0	27
HOME:	New York Giants	9	0	7	6	0	22

Scoring Plays

Team	Qtr	Time	Play Description (Extra Point) (Drive Info)	Visitor	Home
Giants	1	8:53	S.Pulley fumble out of bounds in end zone for a Safety	0	2
Giants	1	2:16	O.Darkwa 23 yd. run (A.Rosas kick) (5-64, 2:19)	0	9
Chargers	2	13:01	M.Gordon 6 yd. pass from P.Rivers (N.Novak kick) (8-77, 4:15)	7	9
Chargers	2	0:06	N.Novak 20 yd. Field Goal (12-49, 2:36)	10	9
Giants	3	6:46	R.Lewis 29 yd. pass from E.Manning (A.Rosas kick) (9-80, 4:10)	10	16
Chargers	3	0:40	H.Henry 25 yd. pass from P.Rivers (N.Novak kick) (12-92, 6:06)	17	16
Giants	4	13:31	O.Beckham 48 yd. pass from E.Manning (pass failed) (5-75, 2:09)	17	22
Chargers	4	4:50	N.Novak 31 yd. Field Goal (11-48, 4:15)	20	22
Chargers	4	2:58	M.Gordon 10 yd. pass from P.Rivers (N.Novak kick) (3-11, 0:48)	27	22

Los Angeles Chargers vs New York Giants
10/8/2017 at MetLife Stadium

Final Team Statistics

	Visitor Chargers	Home Giants
TOTAL FIRST DOWNS	21	18
By Rushing	7	9
By Passing	12	8
By Penalty	2	1
THIRD DOWN EFFICIENCY	8-18-44%	5-15-33%
FOURTH DOWN EFFICIENCY	0-0-0%	0-1-0%
TOTAL NET YARDS	382	335
Total Offensive Plays (inc. times thrown passing)	73	66
Average gain per offensive play	5.2	5.1
NET YARDS RUSHING	124	152
Total Rushing Plays	29	25
Average gain per rushing play	4.3	6.1
Tackles for a loss-number and yards	2-3	2-4
NET YARDS PASSING	258	183
Times thrown - yards lost attempting to pass	0-0	5-42
Gross yards passing	258	225
PASS ATTEMPTS-COMPLETIONS-HAD INTERCEPTED	44-21-1	36-21-1
Avg gain per pass play (inc.# thrown passing)	5.9	4.5
KICKOFFS Number-In End Zone-Touchbacks	7-4-1	4-2-2
PUNTS Number and Average	6-55.5	8-44.1
Had Blocked	0	0
FGs - PATs Had Blocked	0-0	0-0
Net Punting Average	45.8	37.3
TOTAL RETURN YARDAGE (Not Including Kickoffs)	50	38
No. and Yards Punt Returns	3-35	3-38
No. and Yards Kickoff Returns	2-37	6-124
No. and Yards Interception Returns	1-15	1-0
PENALTIES Number and Yards	11-87	10-67
FUMBLES Number and Lost	2-0	2-1
TOUCHDOWNS	3	3
Rushing	0	1
Passing	3	2
EXTRA POINTS Made-Attempts	3-3	2-3
Kicking Made-Attempts	3-3	2-2
Passing Made-Attempts	0-0	0-1
FIELD GOALS Made-Attempts	2-2	0-0
RED ZONE EFFICIENCY	2-5-40%	0-0-0%
GOAL TO GO EFFICIENCY	1-3-33%	0-0-0%
SAFETIES	0	1
FINAL SCORE	27	22
TIME OF POSSESSION	31:45	28:15

Los Angeles Chargers vs New York Giants
10/8/2017 at MetLife Stadium

Final Individual Statistics

Los Angeles Chargers

RUSHING	ATT	YDS	AVG	LG	TD
M.Gordon	20	105	5.3	16	0
T.Benjamin	1	14	14.0	14	0
P.Rivers	4	5	1.3	8	0
A.Ekeler	4	0	0.0	2	0
Total	29	124	4.3	16	0

PASSING	ATT	CMP	YDS	SK/YD	TD	LG	IN	RT
P.Rivers	44	21	258	0/0	3	**25**	1	79.5
Total	44	21	258	0/0	3	25	1	79.5

PASS RECEIVING	TAR	REC	YDS	AVG	LG	TD
M.Gordon	8	4	58	8.7	22	2
K.Allen	12	4	67	16.8	18	0
H.Henry	8	3	42	14.0	**25**	1
A.Ekeler	6	3	28	9.3	14	0
A.Gates	3	2	23	11.5	12	0
T.Benjamin	3	2	18	9.0	12	0
Ty Williams	2	1	22	22.0	22	0
Total	42	21	258	12.3	25	3

INTERCEPTIONS	NO	YDS	AVG	LG	TD
T.Boston	1	15	15.0	15	0
Total	1	15	15.0	15	0

PUNTING	NO	YDS	AVG	NET	TB	IN20	LG
D.Kaser	6	333	55.5	45.8	1	1	68
Total	6	333	55.5	45.8	1	1	68

PUNT RETURNS	NO	YDS	AVG	FC	LG	TD
T.Benjamin	3	35	11.7	2	19	0
[DOWNED]	2	0	0.0	0	0	0
[TOUCHBACK]	1	0	0.0	0	0	0
Total	3	35	11.7	2	19	0

KICKOFF RETURNS	NO	YDS	AVG	FC	LG	TD
D.King	2	37	18.5	0	22	0
[TOUCHBACK]	2	0	0.0	0	0	0
Total	2	37	18.5	0	22	0

New York Giants

RUSHING	ATT	YDS	AVG	LG	TD
O.Darkwa	8	69	8.6	**23**	1
W.Gallman	11	57	5.2	15	0
S.Vereen	5	18	3.6	5	0
O.Beckham	1	8	8.0	8	0
Total	25	152	6.1	23	1

PASSING	ATT	CMP	YDS	SK/YD	TD	LG	IN	RT
E.Manning	36	21	225	5/42	2	**48**	1	83.7
Total	36	21	225	5/42	2	48	1	83.7

PASS RECEIVING	TAR	REC	YDS	AVG	LG	TD
O.Beckham	8	5	97	19.4	**48**	1
W.Gallman	5	5	25	5.0	8	0
S.Vereen	5	4	27	6.8	10	0
B.Marshall	3	2	15	7.5	12	0
R.Lewis	2	1	29	29.0	**29**	1
J.Adams	1	1	11	11.0	11	0
R.Ellison	2	1	9	9.0	9	0
S.Shepard	2	1	9	9.0	9	0
O.Darkwa	4	1	3	3.0	3	0
E.Engram	4	0	0	0.0	0	0
Total	36	21	225	10.7	48	2

INTERCEPTIONS	NO	YDS	AVG	LG	TD
D.Thompson	1	0	0.0	0	0
Total	1	0	0.0	0	0

PUNTING	NO	YDS	AVG	NET	TB	IN20	LG
B.Wing	8	353	44.1	37.3	1	4	55
Total	8	353	44.1	37.3	1	4	55

PUNT RETURNS	NO	YDS	AVG	FC	LG	TD
D.Harris	3	38	12.7	1	17	0
[OUT OF BOUNDS]	1	0	0.0	0	0	0
[TOUCHBACK]	1	0	0.0	0	0	0
Total	3	38	12.7	1	17	0

KICKOFF RETURNS	NO	YDS	AVG	FC	LG	TD
D.Harris	4	84	21.0	0	30	0
O.Beckham	1	20	20.0	0	20	0
S.Vereen	1	20	20.0	0	20	0
[TOUCHBACK]	1	0	0.0	0	0	0
Total	6	124	20.7	0	30	0

Los Angeles Chargers

FUMBLES	FUM	LOST	OWN-REC	YDS	TD	FORCED	OPP-REC	YDS	TD	OUT-BDS
P.Rivers	1	0	0	0	0	0	0	0	0	1
S.Pulley	1	0	0	-7	0	0	0	0	0	1
M.Ingram	0	0	0	0	0	1	1	0	0	0
J.Bosa	0	0	0	0	0	1	0	0	0	0
Total	2	0	0	-7	0	2	1	0	0	2

New York Giants

FUMBLES	FUM	LOST	OWN-REC	YDS	TD	FORCED	OPP-REC	YDS	TD	OUT-BDS
E.Manning	2	1	1	0	0	0	0	0	0	0
B.Goodson	0	0	0	0	0	1	0	0	0	0
Total	2	1	1	0	0	1	0	0	0	0

WEEK 6 RECAP - CHARGERS 17, RAIDERS 16

In a flash, the Chargers have found themselves back in the AFC West conversation.

Running back Melvin Gordon had 150 total yards from scrimmage, a career-high nine receptions and two total touchdowns, and Nick Novak kicked the game-winning, 32-yard field goal to beat the Raiders 17-16 Sunday at the Oakland Coliseum.

Chargers quarterback Philip Rivers finished the game 25-of-36 for 268 yards, one touchdown and no turnovers. Tight end Hunter Henry caught five balls for 90 yards.

Raiders quarterback Derek Carr's first pass attempt of the game was picked off by Chargers cornerback Trevor Williams. Los Angeles failed to capitalize on the turnover though, as Novak missed a 48-yard field goal.

Oakland turned its second possession of the game into an 11-play, 62-yard drive that ended with a 23-yard touchdown reception from Carr to wide receiver Michael Crabtree. The Raiders took a 7-0 lead into the second quarter.

After defensive end Joey Bosa's fifth sack of the season forced an Oakland punt, the Chargers offense used 14 plays to get down to the Raiders' half-yard line. On fourth down, Gordon's one-yard touchdown run tied the game at 7-7 after a Novak extra point.

Oakland -- aided by a 39-yard kickoff return by Cordarrelle Patterson -- took a 10-7 lead into halftime with a 44-yard field goal by kicker Giorgio Tavecchio.

Chargers linebacker Hayes Pullard intercepted Carr on the opening drive of the third quarter, but the offense again was unable to take advantage with points.

After stopping the Raiders on downs to open the fourth quarter, the Chargers offense took over at their own 41-yard line. Rookie wide receiver Mike Williams -- making his NFL debut -- caught a 15-yard pass from Rivers on a pivotal third-and-6 to move the chains. Five plays later, Gordon caught a six-yard touchdown pass from Rivers to give the Chargers their first lead of the game.

But Patterson's speed struck again on the next Raiders possession, as he dashed for a 47-yard touchdown run to give the Raiders a 16-14 lead after an extra-point miss by Tavecchio -- a miss that would eventually come back to haunt Oakland.

VISITOR:	Los Angeles Chargers	0	7	0	10	0	17
HOME:	Oakland Raiders	7	3	0	6	0	16

Scoring Plays

Team	Qtr	Time	Play Description (Extra Point) (Drive Info)	Visitor	Home
Raiders	1	5:04	M.Crabtree 23 yd. pass from D.Carr (G.Tavecchio kick) (11-62, 6:05)	0	7
Chargers	2	1:44	M.Gordon 1 yd. run (N.Novak kick) (15-82, 6:41)	7	7
Raiders	2	0:00	G.Tavecchio 44 yd. Field Goal (7-34, 1:44)	7	10
Chargers	4	10:19	M.Gordon 6 yd. pass from P.Rivers (N.Novak kick) (10-59, 4:38)	14	10
Raiders	4	7:51	C.Patterson 47 yd. run (kick failed, wl) (4-65, 2:28)	14	16
Chargers	4	0:00	N.Novak 32 yd. Field Goal (11-78, 4:09)	17	16

Paid Attendance: 54,685 Time: 2:50

Los Angeles Chargers vs Oakland Raiders
10/15/2017 at Oakland-Alameda County Coliseum

Final Team Statistics

	Visitor Chargers	Home Raiders
TOTAL FIRST DOWNS	20	15
By Rushing	5	6
By Passing	15	7
By Penalty	0	2
THIRD DOWN EFFICIENCY	6-14-43%	6-12-50%
FOURTH DOWN EFFCIENCY	1-2-50%	0-1-0%
TOTAL NET YARDS	343	274
Total Offensive Plays (inc. times thrown passing)	65	53
Average gain per offensive play	5.3	5.2
NET YARDS RUSHING	80	109
Total Rushing Plays	28	22
Average gain per rushing play	2.9	5.0
Tackles for a loss-number and yards	1-2	3-11
NET YARDS PASSING	263	165
Times thrown - yards lost attempting to pass	1-5	1-6
Gross yards passing	268	171
PASS ATTEMPTS-COMPLETIONS-HAD INTERCEPTED	36-25-0	30-21-2
Avg gain per pass play (inc.# thrown passing)	7.1	5.3
KICKOFFS Number-In End Zone-Touchbacks	3-0-0	3-2-2
PUNTS Number and Average	4-55.8	4-56.5
Had Blocked	0	0
FGs - PATs Had Blocked	0-0	0-0
Net Punting Average	46.3	55.0
TOTAL RETURN YARDAGE (Not Including Kickoffs)	28	18
No. and Yards Punt Returns	2-6	3-18
No. and Yards Kickoff Returns	1-20	3-68
No. and Yards Interception Returns	2-22	0-0
PENALTIES Number and Yards	4-32	5-40
FUMBLES Number and Lost	1-1	3-0
TOUCHDOWNS	2	2
Rushing	1	1
Passing	1	1
EXTRA POINTS Made-Attempts	2-2	1-2
Kicking Made-Attempts	2-2	1-2
FIELD GOALS Made-Attempts	1-2	1-1
RED ZONE EFFICIENCY	2-3-67%	0-1-0%
GOAL TO GO EFFICIENCY	2-3-67%	0-0-0%
SAFETIES	0	0
FINAL SCORE	17	16
TIME OF POSSESSION	32:03	27:57

Los Angeles Chargers vs Oakland Raiders
10/15/2017 at Oakland-Alameda County Coliseum

Final Individual Statistics

Los Angeles Chargers

RUSHING	ATT	YDS	AVG	LG	TD
M.Gordon	25	83	3.3	18	1
A.Ekeler	1	1	1.0	1	0
P.Rivers	2	-4	-2.0	-2	0
Total	28	80	2.9	18	1

PASSING	ATT	CMP	YDS	SK/YD	TD	LG	IN	RT
P.Rivers	36	25	268	1/5	1	34	0	100.2
Total	36	25	268	1/5	1	34	0	100.2

PASS RECEIVING	TAR	REC	YDS	AVG	LG	TD
M.Gordon	12	9	67	7.4	14	1
H.Henry	7	5	90	18.0	34	0
K.Allen	9	5	45	9.0	28	0
Ty.Williams	3	3	27	9.0	14	0
A.Gates	1	1	16	16.0	16	0
M.Williams	1	1	15	15.0	15	0
A.Ekeler	2	1	8	8.0	8	0
T.Benjamin	1	0	0	0.0	0	0
Total	36	25	268	10.7	34	1

INTERCEPTIONS	NO	YDS	AVG	LG	TD
Tr.Williams	1	21	21.0	21	0
H.Pullard	1	1	1.0	1	0
Total	2	22	11.0	21	0

PUNTING	NO	YDS	AVG	NET	TB	IN20	LG
D.Kaiser	4	223	55.8	46.3	1	0	62
Total	4	223	55.8	46.3	1	0	62

PUNT RETURNS	NO	YDS	AVG	FC	LG	TD
T.Benjamin	2	6	3.0	1	6	0
[DOWNED]	1	0	0.0	0	0	0
Total	2	6	3.0	1	6	0

KICKOFF RETURNS	NO	YDS	AVG	FC	LG	TD
D.King	1	20	20.0	0	20	0
[TOUCHBACK]	2	0	0.0	0	0	0
Total	1	20	20.0	0	20	0

Oakland Raiders

RUSHING	ATT	YDS	AVG	LG	TD
M.Lynch	13	63	4.8	15	0
C.Patterson	3	55	18.3	**47**	1
D.Carr	1	0	0.0	0	0
J.Richard	2	-1	-0.5	2	0
D.Washington	3	-8	-2.7	0	0
Total	22	109	5.0	47	1

PASSING	ATT	CMP	YDS	SK/YD	TD	LG	IN	RT
D.Carr	30	21	171	1/6	1	**23**	2	67.5
Total	30	21	171	1/6	1	23	2	67.5

PASS RECEIVING	TAR	REC	YDS	AVG	LG	TD
M.Crabtree	10	6	52	8.7	**23**	1
A.Cooper	6	5	28	5.6	8	0
S.Roberts	3	3	35	11.7	15	0
J.Richard	4	3	27	9.0	11	0
J.Cook	3	2	14	7.0	7	0
D.Washington	1	1	10	10.0	10	0
C.Patterson	1	1	5	5.0	4	0
M.Lynch	2	0	0	0.0	0	0
Total	30	21	171	8.1	23	1

INTERCEPTIONS	NO	YDS	AVG	LG	TD
Total	0	0	0	0	0

PUNTING	NO	YDS	AVG	NET	TB	IN20	LG
M.King	4	226	56.5	55.0	0	4	59
Total	4	226	56.5	55.0	0	4	59

PUNT RETURNS	NO	YDS	AVG	FC	LG	TD
J.Richard	3	18	6.0	0	13	0
[TOUCHBACK]	1	0	0.0	0	0	0
Total	3	18	6.0	0	13	0

KICKOFF RETURNS	NO	YDS	AVG	FC	LG	TD
J.Richard	2	29	14.5	0	16	0
C.Patterson	1	39	39.0	0	39	0
Total	3	68	22.7	0	39	0

Los Angeles Chargers

FUMBLES	FUM	LOST	OWN-REC	YDS	TD	FORCED	OPP-REC	YDS	TD	OUT-BDS
Ty.Williams	1	1	0	0	0	0	0	0	0	0
J.Bosa	0	0	0	0	0	1	0	0	0	0
Total	1	1	0	0	0	1	0	0	0	0

Oakland Raiders

FUMBLES	FUM	LOST	OWN-REC	YDS	TD	FORCED	OPP-REC	YDS	TD	OUT-BDS
D.Carr	1	0	1	0	0	0	0	0	0	0
J.Richard	1	0	1	0	0	0	0	0	0	0
R.Hudson	1	0	1	-7	0	0	0	0	0	0
D.McDonald	0	0	0	0	0	1	0	0	0	0
D.Amerson	0	0	0	0	0	0	1	0	0	0
Total	3	0	3	-7	0	1	1	0	0	0

WEEK 7 RECAP - CHARGERS 21, BRONCOS 0

The Chargers -- led by a punishing defensive performance and two electrifying plays from wide receiver Travis Benjamin -- shut out the Denver Broncos 21-0 Sunday at StubHub Center for their third straight win and first in Los Angeles since 1960.

Denver quarterback Trevor Siemian -- pressured by powder blue jerseys all afternoon -- was sacked five times and the Broncos committed three turnovers while generating only 251 yards of total offense. And while Los Angeles' offense could muster just 242 yards of its own against Denver's dominating defense, its other two phases answered the bell.

On the third play of the game, Chargers safety Adrian Phillips stripped Broncos wide receiver A.J. Derby of the football, which was recovered by linebacker Jatavis Brown. Los Angeles took over at Denver's 45-yard line, but eventually turned the ball over on downs after Melvin Gordon was stopped on four straight runs from the one-yard line.

After forcing a punt on Denver's next possession, Los Angeles used its special teams to score first in a game for the first time this season. Benjamin showed off his speed on a 65-yard return for a touchdown to make the score 7-0 after a Nick Novak extra point.

Running back Austin Ekeler caught a one-yard touchdown pass from quarterback Philip Rivers in the second quarter to put the Chargers up 14-0 at halftime. Los Angeles put the game on ice in the fourth quarter when Rivers connected with Benjamin for a 42-yard touchdown reception to put the Chargers up three scores.

Defensive ends Joey Bosa and Chris McCain had two sacks each. Rivers finished the game 15-of-26 for 183 yards and two touchdowns. Tight end Hunter Henry caught four passes for 73 yards.

		1	2	3	4	OT	Total
VISITOR:	Denver Broncos	0	0	0	0	0	0
HOME:	Los Angeles Chargers	7	7	0	7	0	21

Scoring Plays

Team	Qtr	Time	Play Description (Extra Point) (Drive Info)	Visitor	Home
Chargers	1	7:27	T.Benjamin 65 yd. punt return (N.Novak kick)	0	7
Chargers	2	7:07	A.Ekeler 1 yd. pass from P.Rivers (N.Novak kick) (9-65, 5:55)	0	14
Chargers	4	5:42	T.Benjamin 42 yd. pass from P.Rivers (N.Novak kick) (10-92, 6:53)	0	21

Paid Attendance: 25,388 Time: 2:53

Denver Broncos vs Los Angeles Chargers
10/22/2017 at StubHub Center

Final Team Statistics

	Visitor Broncos	Home Chargers
TOTAL FIRST DOWNS	12	14
By Rushing	3	2
By Passing	8	8
By Penalty	1	4
THIRD DOWN EFFICIENCY	3-14-21%	3-12-25%
FOURTH DOWN EFFICIENCY	0-2-0%	0-1-0%
TOTAL NET YARDS	251	242
Total Offensive Plays (inc. times thrown passing)	59	55
Average gain per offensive play	4.3	4.4
NET YARDS RUSHING	69	80
Total Rushing Plays	19	26
Average gain per rushing play	3.6	3.1
Tackles for a loss-number and yards	2-4	2-4
NET YARDS PASSING	182	162
Times thrown - yards lost attempting to pass	5-25	3-21
Gross yards passing	207	183
PASS ATTEMPTS-COMPLETIONS-HAD INTERCEPTED	35-25-1	26-15-0
Avg gain per pass play (inc.# thrown passing)	4.6	5.6
KICKOFFS Number-In End Zone-Touchbacks	1-1-1	4-4-1
PUNTS Number and Average	8-43.6	8-51.6
Had Blocked	0	0
FGs - PATs Had Blocked	0-0	0-0
Net Punting Average	32.6	44.8
TOTAL RETURN YARDAGE (Not Including Kickoffs)	55	86
No. and Yards Punt Returns	5-55	3-88
No. and Yards Kickoff Returns	3-93	0-0
No. and Yards Interception Returns	0-0	1--2
PENALTIES Number and Yards	10-68	9-81
FUMBLES Number and Lost	3-2	0-0
TOUCHDOWNS	0	3
Rushing	0	0
Passing	0	2
Punt Returns	0	1
EXTRA POINTS Made-Attempts	0-0	3-3
Kicking Made-Attempts	0-0	3-3
FIELD GOALS Made-Attempts	0-0	0-0
RED ZONE EFFICIENCY	0-1-0%	1-2-50%
GOAL TO GO EFFICIENCY	0-0-0%	1-2-50%
SAFETIES	0	0
FINAL SCORE	0	21
TIME OF POSSESSION	31:04	28:56

Denver Broncos vs Los Angeles Chargers
10/22/2017 at StubHub Center

Final Individual Statistics

Denver Broncos

RUSHING	ATT	YDS	AVG	LG	TD
C.Anderson	10	44	4.4	11	0
T.Siemian	2	14	7.0	8	0
D.Booker	2	6	3.0	6	0
A.Janovich	1	3	3.0	3	0
J.Charles	4	2	0.5	3	0
Total	19	69	3.6	11	0

PASSING	ATT	CMP	YDS	SK/YD	TD	LG	IN	RT
T.Siemian	35	25	207	5/25	0	23	1	74.3
Total	35	25	207	5/25	0	23	1	74.3

PASS RECEIVING	TAR	REC	YDS	AVG	LG	TD
A.Derby	7	6	66	11.0	23	0
B.Fowler	5	5	45	9.0	13	0
J.Charles	4	4	20	5.0	9	0
D.Booker	4	3	22	7.3	15	0
A.Janovich	2	2	14	7.0	10	0
D. Thomas	6	2	9	4.5	13	0
C.Anderson	2	1	17	17.0	17	0
J.Taylor	2	1	7	7.0	7	0
V.Green	2	1	7	7.0	7	0
H.Sharp	1	0	0	0.0	0	0
Total	35	25	207	8.3	23	0

INTERCEPTIONS	NO	YDS	AVG	LG	TD
Total	0	0	0	0	0

PUNTING	NO	YDS	AVG	NET	TB	IN20	LG
R.Dixon	8	349	43.6	32.6	0	2	46
Total	8	349	43.6	32.6	0	2	46

PUNT RETURNS	NO	YDS	AVG	FC	LG	TD
H.Sharp	5	55	11.0	1	16	0
[DOWNED]	1	0	0.0	0	0	0
[OUT OF BOUNDS]	1	0	0.0	0	0	0
Total	5	55	11.0	1	16	0

KICKOFF RETURNS	NO	YDS	AVG	FC	LG	TD
B.Langley	3	93	31.0	0	61	0
[TOUCHBACK]	1	0	0.0	0	0	0
Total	3	93	31.0	0	61	0

Los Angeles Chargers

RUSHING	ATT	YDS	AVG	LG	TD
M.Gordon	18	38	2.1	21	0
A.Ekeler	7	38	5.4	11	0
T.Benjamin	1	4	4.0	4	0
Total	26	80	3.1	21	0

PASSING	ATT	CMP	YDS	SK/YD	TD	LG	IN	RT
P.Rivers	26	15	183	3/21	2	**42**	0	105.1
Total	26	15	183	3/21	2	42	0	105.1

PASS RECEIVING	TAR	REC	YDS	AVG	LG	TD
H.Henry	5	4	73	18.3	34	0
A.Ekeler	4	4	6	1.5	3	1
K.Allen	7	3	41	13.7	19	0
T.Benjamin	1	1	42	42.0	**42**	1
Ty.Williams	1	1	11	11.0	11	0
M.Gordon	4	1	6	6.0	6	0
A.Gates	1	1	4	4.0	4	0
M.Williams	2	0	0	0.0	0	0
Total	25	15	183	12.2	42	2

INTERCEPTIONS	NO	YDS	AVG	LG	TD
C.Hayward	1	-2	-2.0	-2	0
Total	1	-2	-2.0	-2	0

PUNTING	NO	YDS	AVG	NET	TB	IN20	LG
D.Kaser	8	413	51.6	44.8	0	3	69
Total	8	413	51.6	44.8	0	3	69

PUNT RETURNS	NO	YDS	AVG	FC	LG	TD
T.Benjamin	3	88	29.3	5	**65**	1
Total	3	88	29.3	5	65	1

KICKOFF RETURNS	NO	YDS	AVG	FC	LG	TD
[TOUCHBACK]	1	0	0.0	0	0	0
Total	0	0	0.0	0	0	0

Denver Broncos

FUMBLES	FUM	LOST	OWN-REC	YDS	TD	FORCED	OPP-REC	YDS	TD	OUT-BDS
T.Siemian	2	1	0	0	0	0	0	0	0	0
A.Derby	1	1	0	0	0	0	0	0	0	0
M.Garcia	0	0	1	0	0	0	0	0	0	0
Total	3	2	1	0	0	0	0	0	0	0

Los Angeles Chargers

FUMBLES	FUM	LOST	OWN-REC	YDS	TD	FORCED	OPP-REC	YDS	TD	OUT-BDS
C.McCain	0	0	0	0	0	2	0	0	0	0
A.Phillips	0	0	0	0	0	1	0	0	0	0
J.Brown	0	0	0	0	0	0	1	0	0	0
D.Square	0	0	0	0	0	0	1	0	0	0
Total	0	0	0	0	0	3	2	0	0	0

WEEK 8 RECAP - PATRIOTS 21, CHARGERS 13

The Los Angeles Chargers (3-5) lost to the New England Patriots 21-13 Sunday at Gillette Stadium.

Running back Melvin Gordon rushed for 132 yards and a touchdown on 14 carries, but New England possessed the ball for nearly 37 minutes and quarterback Tom Brady threw for 333 yards and a touchdown to end Los Angeles' three-game winning streak.

For the second consecutive game though, the Chargers struck first. On a 2nd-and-9 in the first quarter, Gordon outran New England's defense for an 87-yard touchdown. It was a career-long for Gordon and tied a record for the longest rushing touchdown in franchise history (Paul Lowe, 1961).

The Patriots responded on their next offensive possession with a 14-play, 77-yard drive that ended with a two-yard touchdown pass from Brady to tight end Rob Gronkowski.

In the second quarter, Chargers defensive end Joey Bosa sacked Brady to give him the most sacks (19) by any NFL player in his first 20 games. Bosa now has 8.5 sacks on the season.

Momentum shifted to New England a few plays later when AFC Special Teams Player of the Week Travis Benjamin – trying to make something out of nothing on a punt return – was tackled in the end zone, resulting in a safety. The Patriots led 15-7 at halftime.

After being held scoreless in the second and third quarters, Chargers quarterback Philip Rivers found Benjamin for a 24-yard touchdown reception in the fourth. The two-point conversion failed, making the score 18-13 with 8:30 remaining in the game.

A Stephen Gostkowski field goal with 1:08 remaining increased the Patriots lead to 21-13. The Chargers drove down to New England's 23-yard line, but Rivers was intercepted on the final play of the game by cornerback Jonathan Jones.

Chargers wide receiver Keenan Allen had four catches for 61 yards. Rivers finished the game 17-of-30 for 212 yards, one touchdown and an interception.

		1	2	3	4	OT	Total
VISITOR:	Los Angeles Chargers	7	0	0	6	0	13
HOME:	New England Patriots	0	15	3	3	0	21

Scoring Plays

Team	Qtr	Time	Play Description (Extra Point) (Drive Info)	Visitor	Home
Chargers	1	6:15	M.Gordon 87 yd. run (N.Novak kick) (2-88, 0:53)	7	0
Patriots	2	14:56	R.Gronkowski 2 yd. pass from T.Brady (S.Gostkowski kick) (14-77, 6:19)	7	7
Patriots	2	9:08	T.Benjamin tackled in end zone by B.King for a Safety	7	9
Patriots	2	4:06	S.Gostkowski 25 yd. Field Goal (11-51, 5:02)	7	12
Patriots	2	0:20	S.Gostkowski 36 yd. Field Goal (7-73, 1:40)	7	15
Patriots	3	5:25	S.Gostkowski 43 yd. Field Goal (12-52, 5:27)	7	18
Chargers	4	8:30	T.Benjamin 24 yd. pass from P.Rivers (pass failed) (3-67, 1:06)	13	18
Patriots	4	1:08	S.Gostkowski 26 yd. Field Goal (10-58, 3:33)	13	21
Paid Attendance: 65,878				Time: 2:59	

Los Angeles Chargers vs New England Patriots
10/29/2017 at Gillette Stadium

Final Team Statistics

	Visitor Chargers	Home Patriots
TOTAL FIRST DOWNS	16	27
By Rushing	5	5
By Passing	10	19
By Penalty	1	3
THIRD DOWN EFFICIENCY	3-10-30%	9-19-47%
FOURTH DOWN EFFICIENCY	1-1-100%	1-1-100%
TOTAL NET YARDS	349	414
Total Offensive Plays (inc. times thrown passing)	52	82
Average gain per offensive play	6.7	5.0
NET YARDS RUSHING	157	97
Total Rushing Plays	21	32
Average gain per rushing play	7.5	3.0
Tackles for a loss-number and yards	3-4	3-5
NET YARDS PASSING	192	317
Times thrown - yards lost attempting to pass	1-20	3-16
Gross yards passing	212	333
PASS ATTEMPTS-COMPLETIONS-HAD INTERCEPTED	30-17-1	47-32-0
Avg gain per pass play (inc.# thrown passing)	6.2	6.3
KICKOFFS Number-In End Zone-Touchbacks	4-2-1	6-5-2
PUNTS Number and Average	5-45.0	3-43.3
Had Blocked	0	0
FGs - PATs Had Blocked	1-0	0-0
Net Punting Average	39.8	46.0
TOTAL RETURN YARDAGE (Not Including Kickoffs)	-8	32
No. and Yards Punt Returns	1–8	4-26
No. and Yards Kickoff Returns	4-72	3-112
No. and Yards Interception Returns	0-0	1-6
PENALTIES Number and Yards	10-77	6-80
FUMBLES Number and Lost	2-0	0-0
TOUCHDOWNS	2	1
Rushing	1	0
Passing	1	1
EXTRA POINTS Made-Attempts	1-2	1-1
Kicking Made-Attempts	1-1	1-1
Passing Made-Attempts	0-1	0-0
FIELD GOALS Made-Attempts	0-1	4-6
RED ZONE EFFICIENCY	0-0-0%	1-4-25%
GOAL TO GO EFFICIENCY	0-0-0%	1-1-100%
SAFETIES	0	1
FINAL SCORE	13	21
TIME OF POSSESSION	23:01	36:59

Los Angeles Chargers vs New England Patriots
10/29/2017 at Gillette Stadium

Final Individual Statistics

Los Angeles Chargers

RUSHING	ATT	YDS	AVG	LG	TD
M.Gordon	14	132	9.4	**87**	1
T.Benjamin	2	14	7.0	7	0
A.Ekeler	2	8	4.0	5	0
B.Oliver	3	3	1.0	2	0
Total	21	157	7.5	87	1

PASSING	ATT	CMP	YDS	SK/YD	TD	LG	IN	RT
P.Rivers	30	17	212	1/20	1	**24**	1	76.0
Total	30	17	212	1/20	1	24	1	76.0

PASS RECEIVING	TAR	REC	YDS	AVG	LG	TD
T.Benjamin	9	5	64	12.8	**24**	1
K.Allen	5	4	61	15.3	18	0
A.Gates	2	2	25	12.5	16	0
H.Henry	2	2	11	5.5	7	0
Ty.Williams	6	1	24	24.0	24	0
A.Ekeler	1	1	13	13.0	13	0
M.Williams	2	1	7	7.0	7	0
M.Gordon	2	1	7	7.0	7	0
Total	29	17	212	12.5	24	1

INTERCEPTIONS	NO	YDS	AVG	LG	TD
Total	0	0	0	0	0

PUNTING	NO	YDS	AVG	NET	TB	IN20	LG
D.Kaser	5	225	45.0	39.8	0	1	56
Total	5	225	45.0	39.8	0	1	56

PUNT RETURNS	NO	YDS	AVG	FC	LG	TD
T.Benjamin	1	-8	-8.0	1	-8	0
[DOWNED]	1	0	0.0	0	0	0
Total	1	-8	-8.0	1	0	0

KICKOFF RETURNS	NO	YDS	AVG	FC	LG	TD
M.Davis	2	36	18.0	0	19	0
A.Ekeler	2	36	18.0	0	21	0
[TOUCHBACK]	2	0	0.0	0	0	0
Total	4	72	18.0	0	21	0

New England Patriots

RUSHING	ATT	YDS	AVG	LG	TD
D.Lewis	15	44	2.9	10	0
M.Gillislee	11	34	3.1	9	0
R.Burkhead	4	15	3.8	7	0
J.White	1	2	2.0	2	0
T.Brady	1	2	2.0	2	0
Total	32	97	3.0	10	0

PASSING	ATT	CMP	YDS	SK/YD	TD	LG	IN	RT
T.Brady	47	32	333	3/16	1	27	0	95.4
Total	47	32	333	3/16	1	27	0	95.4

PASS RECEIVING	TAR	REC	YDS	AVG	LG	TD
R.Burkhead	7	7	68	9.7	14	0
J.White	6	5	85	17.0	27	0
C.Hogan	7	5	60	12.0	19	0
R.Gronkowski	9	5	57	11.4	26	1
B.Cooks	8	5	26	5.2	9	0
D.Amendola	6	2	14	7.0	9	0
D.Lewis	2	2	10	5.0	11	0
J.Hollister	1	1	13	13.0	13	0
J.Develin	1	0	0.0	0.0	0	0
Total	47	32	333	10.4	27	1

INTERCEPTIONS	NO	YDS	AVG	LG	TD
J.Jones	1	6	6.0	6	0
Total	1	6	6.0	6	0

PUNTING	NO	YDS	AVG	NET	TB	IN20	LG
R.Allen	3	130	43.3	46.0	0	3	57
Total	3	130	43.3	46.0	0	3	57

PUNT RETURNS	NO	YDS	AVG	FC	LG	TD
D.Amendola	4	26	6.5	0	12	0
[OUT OF BOUNDS]	1	0	0.0	0	0	0
Total	4	26	6.5	0	12	0

KICKOFF RETURNS	NO	YDS	AVG	FC	LG	TD
D.Lewis	2	96	48.0	0	71	0
D.Amendola	1	16	16.0	0	16	0
[TOUCHBACK]	1	0	0.0	0	0	0
Total	3	112	37.3	0	71	0

Los Angeles Chargers

FUMBLES	FUM	LOST	OWN-REC	YDS	TD	FORCED	OPP-REC	YDS	TD	OUT-BDS
T.Benjamin	1	0	1	0	0	0	0	0	0	0
P.Rivers	1	0	1	0	0	0	0	0	0	0
Total	2	0	2	0	0	0	0	0	0	0

New England Patriots

FUMBLES	FUM	LOST	OWN-REC	YDS	TD	FORCED	OPP-REC	YDS	TD	OUT-BDS
Total	0	0	0	0	0	0	0	0	0	0

WEEK 10 RECAP - JAGUARS 20, CHARGERS 17 (OT)

The Jacksonville Jaguars defeated the Los Angeles Chargers 20-17 in overtime Sunday at EverBank Field.

Philip Rivers surpassed 4,000 completions for his career, but was ultimately intercepted by cornerback A.J. Bouye in overtime. Four plays later, former Chargers kicker Josh Lambo made the 30-yard, game-winning field goal.

The Chargers held rookie running back Leonard Fournette to just 33 yards on 17 carries. The biggest play allowed on the ground came on a fake punt late in the first quarter when running back Corey Grant took the direct snap 56 yards for a touchdown. Lambo's extra-point attempt was blocked to make it 6-0 Jaguars.

After five consecutive punts, the Chargers' offense struck on their final drive of the half. Rivers found running back Austin Ekeler, who tightroped the sidelines for a 28-yard touchdown reception. Nick Novak's extra point gave the Chargers a 7-6 lead at halftime.

Rivers and Ekeler stayed hot to start the second half. After the Chargers' defense forced a three-and-out on Jacksonville's opening possession, the duo hooked up for a 22-yard touchdown reception – their second of the game – to increase the lead to 14-6 after a Novak extra point.

Jacksonville responded later in the third quarter with an 11-play, 84-yard drive that ended with a six-yard touchdown reception from quarterback Blake Bortles to wide receiver Marqise Lee. Bortles also found Lee for the two-point conversion to tie the game at 14-14.

With 10:38 remaining in the game, Novak broke the tie with a 50-yard field goal. Lambo tied the score again with five seconds left to send the game into overtime.

Safety Tre Boston intercepted Bortles twice in the fourth quarter. Rivers finished the game 21-of-37 for 235 yards, two touchdowns and an interception. Ekeler had 119 total yards and two touchdowns.

		1	2	3	4	OT	Total
VISITOR:	Los Angeles Chargers	0	7	7	3	0	17
HOME:	Jacksonville Jaguars	6	0	8	3	3	20

Scoring Plays

Team	Qtr	Time	Play Description (Extra Point) (Drive Info)	Visitor	Home
Jaguars	1	0:24	C.Grant 56 yd. run (kick blocked) (8-90, 3:56)	0	6
Chargers	2	0:47	A.Ekeler 28 yd. pass from P.Rivers (N.Novak kick) (7-87, 2:59)	7	6
Chargers	3	10:29	A.Ekeler 22 yd. pass from P.Rivers (N.Novak kick) (6-76, 3:23)	14	6
Jaguars	3	2:03	M.Lee 6 yd. pass from B.Bortles (B.Bortles-M.Lee pass) (11-84, 4:12)	14	14
Chargers	4	10:35	N.Novak 50 yd. Field Goal (7-45, 3:19)	17	14
Jaguars	4	0:03	J.Lambo 34 yd. Field Goal (6-36, 0:55)	17	17
Jaguars	5	3:12	J.Lambo 30 yd. Field Goal (4-5, 1:59)	17	20

Paid Attendance: 60,835 — Time: 3:43

Los Angeles Chargers vs Jacksonville Jaguars
11/12/2017 at EverBank Field

Final Team Statistics

	Visitor Chargers	Home Jaguars
TOTAL FIRST DOWNS	16	20
By Rushing	6	3
By Passing	9	14
By Penalty	1	3
THIRD DOWN EFFICIENCY	3-15-20%	5-18-28%
FOURTH DOWN EFFICIENCY	0-0-0%	1-2-50%
TOTAL NET YARDS	322	398
Total Offensive Plays (inc. times thrown passing)	67	81
Average gain per offensive play	4.8	4.9
NET YARDS RUSHING	87	135
Total Rushing Plays	30	27
Average gain per rushing play	2.9	5.0
Tackles for a loss-number and yards	5-9	2-2
NET YARDS PASSING	235	263
Times thrown - yards lost attempting to pass	0-0	3-10
Gross yards passing	235	273
PASS ATTEMPTS-COMPLETIONS-HAD INTERCEPTED	37-21-1	51-28-2
Avg gain per pass play (inc.# thrown passing)	6.4	4.9
KICKOFFS Number-In End Zone-Touchbacks	5-3-3	4-1-0
PUNTS Number and Average	10-48.5	9-47.9
Had Blocked	0	0
FGs - PATs Had Blocked	0-0	0-1
Net Punting Average	41.5	42.3
TOTAL RETURN YARDAGE (Not Including Kickoffs)	10	81
No. and Yards Punt Returns	3-10	7-30
No. and Yards Kickoff Returns	4-60	2-51
No. and Yards Interception Returns	2-0	1-51
PENALTIES Number and Yards	7-77	9-106
FUMBLES Number and Lost	2-1	0-0
TOUCHDOWNS	2	2
Rushing	0	1
Passing	2	1
EXTRA POINTS Made-Attempts	2-2	1-2
Kicking Made-Attempts	2-2	0-1
Passing Made-Attempts	0-0	1-1
FIELD GOALS Made-Attempts	1-1	2-2
RED ZONE EFFICIENCY	0-0-0%	1-3-33%
GOAL TO GO EFFICIENCY	0-0-0%	0-0-0%
SAFETIES	0	0
FINAL SCORE	17	20
TIME OF POSSESSION	31:47	35:01

Los Angeles Chargers vs Jacksonville Jaguars
11/12/2017 at EverBank Field

Final Individual Statistics

Los Angeles Chargers

RUSHING	ATT	YDS	AVG	LG	TD
A.Ekeler	10	42	4.2	11	0
M.Gordon	16	27	1.7	5	0
T.Benjamin	1	13	13.0	13	0
K.Allen	1	6	6.0	6	0
P.Rivers	2	-1	-0.5	0	0
Total	30	87	2.9	13	0

PASSING	ATT	CMP	YDS	SK/YD	TD	LG	IN	RT
P.Rivers	37	21	235	0/0	2	30	1	82.6
Total	37	21	235	0/0	2	30	1	82.6

PASS RECEIVING	TAR	REC	YDS	AVG	LG	TD
A.Ekeler	5	5	77	15.4	**28**	2
M.Gordon	8	5	15	3.0	9	0
K.Allen	7	4	48	12.0	19	0
Ty.Williams	5	2	49	24.5	30	0
M.Williams	2	2	24	12.0	20	0
D.Watt	2	1	12	12.0	12	0
H.Henry	2	1	7	7.0	7	0
A.Gates	2	1	3	3.0	3	0
T.Benjamin	3	0	0	0.0	0	0
Total	36	21	235	11.2	30	2

INTERCEPTIONS	NO	YDS	AVG	LG	TD
T.Boston	2	0	0.0	0	0
Total	2	0	0.0	0	0

PUNTING	NO	YDS	AVG	NET	TB	IN20	LG
D.Kaser	10	485	48.5	41.5	2	2	61
Total	10	485	48.5	41.5	2	2	61

PUNT RETURNS	NO	YDS	AVG	FC	LG	TD
T.Benjamin	3	10	3.3	1	6	0
[DOWNED]	3	0	0.0	0	0	0
[TOUCHBACK]	2	0	0.0	0	0	0
Total	3	10	3.3	1	6	0

KICKOFF RETURNS	NO	YDS	AVG	FC	LG	TD
D.King	3	60	20.0	0	27	0
T.Palepoi	1	0	0.0	0	0	0
Total	4	60	15.0	0	27	0

Jacksonville Jaguars

RUSHING	ATT	YDS	AVG	LG	TD
C.Grant	1	56	56.0	**56**	1
B.Bortles	5	34	6.8	14	0
L.Fournette	17	33	1.9	8	0
T.Yeldon	3	11	3.7	8	0
C.Ivory	1	1	1.0	1	0
Total	27	135	5.0	56	1

PASSING	ATT	CMP	YDS	SK/YD	TD	LG	IN	RT
B.Bortles	51	28	273	3/10	1	36	2	60.3
Total	51	28	273	3/10	1	36	2	60.3

PASS RECEIVING	TAR	REC	YDS	AVG	LG	TD
A.Hurns	9	7	70	10.0	19	0
M.Lee	11	6	55	9.2	19	1
T.Yeldon	8	6	39	6.5	11	0
K.Cole	8	3	61	20.3	36	0
M.Lewis	5	2	29	14.5	21	0
L.Fournette	4	2	13	6.5	8	0
J.Mickens	2	1	11	11.0	11	0
C.Ivory	2	1	-5	-5.0	-5	0
T.Bohanon	1	0	0	0.0	0	0
B.Koyack	1	0	0	0.0	0	0
Total	51	28	273	9.8	36	1

INTERCEPTIONS	NO	YDS	AVG	LG	TD
A.Bouye	1	51	51.0	51	0
Total	1	51	51.0	51	0

PUNTING	NO	YDS	AVG	NET	TB	IN20	LG
B.Nortman	9	431	47.9	42.3	2	3	61
Total	9	431	47.9	42.3	2	3	61

PUNT RETURNS	NO	YDS	AVG	FC	LG	TD
J.Mickens	7	30	4.3	1	14	0
[TOUCHBACK]	2	0	0.0	0	0	0
Total	7	30	4.3	1	14	0

KICKOFF RETURNS	NO	YDS	AVG	FC	LG	TD
C.Grant	2	51	25.5	0	28	0
[TOUCHBACK]	3	0	0.0	0	0	0
Total	2	51	25.5	0	28	0

Los Angeles Chargers

FUMBLES	FUM	LOST	OWN-REC	YDS	TD	FORCED	OPP-REC	YDS	TD	OUT-BDS
P.Rivers	1	0	1	-2	0	0	0	0	0	0
A.Ekeler	1	1	0	0	0	0	0	0	0	0
Total	2	1	1	-2	0	0	0	0	0	0

Jacksonville Jaguars

FUMBLES	FUM	LOST	OWN-REC	YDS	TD	FORCED	OPP-REC	YDS	TD	OUT-BDS
M.Jackson	0	0	0	0	0	1	0	0	0	0
T.Gipson	0	0	0	0	0	0	1	0	0	0
Total	0	0	0	0	0	1	1	0	0	0

WEEK 11 RECAP - CHARGERS 54, BILLS 24

After nearly a month on the road, the Los Angeles Chargers picked the perfect day to get themselves back in the AFC playoff hunt.

Rookie quarterback Nathan Peterman threw five interceptions and the Chargers scored 37 points in the first half -- the most ever in franchise history -- en route to 54-24 blowout of the Buffalo Bills Sunday at StubHub Center. Los Angeles now sits two games back of the Kansas City Chiefs in the AFC West.

The Chargers forced six turnovers on the day and scored twice on defense. The first came on linebacker Korey Toomer's 59-yard interception return for a touchdown on the first drive of the game to give Los Angeles an early 7-0 lead after a Nick Novak extra point.

On the next Bills drive, Peterman was intercepted again -- this time by cornerback Casey Hayward. The Chargers couldn't take advantage, though, as Novak missed a 46-yard field goal.

After a 27-yard touchdown rush by Bills running back LeSean McCoy, Los Angeles responded with a 33-yard Novak field goal to regain the lead 10-7.

And the picks kept coming.

Safety Tre Boston -- who had two interceptions in the fourth quarter of last week's game in Jacksonville -- was the next Chargers player to pick Peterman. Six plays later, quarterback Philip Rivers found wide receiver Keenan Allen for a 21-yard touchdown. It was Allen's first touchdown since Week 1, but he wouldn't have to wait long to get his second.

Hayward nabbed his second interception of the game on the Bills' next drive, giving the Chargers the ball on Buffalo's 15-yard line. After three straight rushes from Melvin Gordon, Rivers found Allen for a two-yard touchdown reception to give the Bolts a 24-7 lead after another extra point from Novak.

A 10-yard touchdown rush from Gordon was sandwiched in between two more Novak field goals, giving the Chargers a 37-7 lead at halftime. Gordon had 80 rushing yards and a touchdown on 20 carries, and moved into 10th place on the Chargers' all-time rushing list.

Peterman was benched in favor of Tyrod Taylor in the second half. The Chargers' dynamic pass-rushing duo put an exclamation point on the win when Joey Bosa sacked Taylor, who fumbled. Melvin Ingram scooped the ball and took it 39 yards for a touchdown. Bosa has 10.5 sacks on the season.

Allen finished the game with 12 catches for 159 yards and two touchdowns. Rivers went 21-of-33 for 250 yards and two touchdowns. The Chargers' five interceptions are the most in one half in team history.

		1	2	3	4	OT	Total
VISITOR:	Buffalo Bills	7	0	3	14	0	24
HOME:	Los Angeles Chargers	10	27	10	7	0	54

Scoring Plays

Team	Qtr	Time	Play Description (Extra Point) (Drive Info)	Visitor	Home
Chargers	1	11:44	K.Toomer 59 yd. interception return (N.Novak kick)	0	7
Bills	1	9:02	L.McCoy 27 yd. run (S.Hauschka kick) (2-64, 0:48)	7	7
Chargers	1	3:57	N.Novak 33 yd. Field Goal (12-59, 5:05)	7	10
Chargers	2	12:53	K.Allen 21 yd. pass from P.Rivers (N.Novak kick) (6-46, 3:16)	7	17
Chargers	2	10:32	K.Allen 2 yd. pass from P.Rivers (N.Novak kick) (4-15, 2:11)	7	24
Chargers	2	4:55	N.Novak 28 yd. Field Goal (9-66, 4:14)	7	27
Chargers	2	1:09	M.Gordon 10 yd. run (N.Novak kick) (5-57, 2:37)	7	34
Chargers	2	0:00	N.Novak 39 yd. Field Goal (6-33, 0:35)	7	37
Chargers	3	10:21	N.Novak 28 yd. Field Goal (11-65, 4:39)	7	40
Bills	3	7:34	S.Hauschka 50 yd. Field Goal (8-46, 2:47)	10	40
Chargers	3	1:51	M.Ingram 39 yd. fumble return (N.Novak kick)	10	47
Bills	4	13:51	L.McCoy 12 yd. pass from T.Taylor (S.Hauschka kick) (8-78, 3:00)	17	47
Chargers	4	7:57	A.Ekeler 21 yd. run (N.Novak kick) (9-58, 5:54)	17	54
Bills	4	4:49	T.Taylor 2 yd. run (S.Hauschka kick) (11-75, 3:08)	24	54

Paid Attendance: 25,015 Time: 3:09

Buffalo Bills vs Los Angeles Chargers
11/19/2017 at StubHub Center

Final Team Statistics

	Visitor Bills	Home Chargers
TOTAL FIRST DOWNS	18	28
By Rushing	6	8
By Passing	11	20
By Penalty	1	0
THIRD DOWN EFFICIENCY	6-14-43%	7-14-50%
FOURTH DOWN EFFICIENCY	1-2-50%	0-0-0%
TOTAL NET YARDS	393	439
Total Offensive Plays (inc. times thrown passing)	62	73
Average gain per offensive play	6.3	5.9
NET YARDS RUSHING	173	146
Total Rushing Plays	22	35
Average gain per rushing play	7.9	4.2
Tackles for a loss-number and yards	4-7	4-9
NET YARDS PASSING	220	283
Times thrown - yards lost attempting to pass	1-4	1-1
Gross yards passing	224	284
PASS ATTEMPTS-COMPLETIONS-HAD INTERCEPTED	39-21-5	37-25-0
Avg gain per pass play (inc.# thrown passing)	5.5	7.4
KICKOFFS Number-In End Zone-Touchbacks	5-2-2	10-8-3
PUNTS Number and Average	3-40.0	2-36.5
Had Blocked	0	0
FGs - PATs Had Blocked	0-0	0-0
Net Punting Average	38.3	35.0
TOTAL RETURN YARDAGE (Not Including Kickoffs)	3	88
No. and Yards Punt Returns	1-3	2-2
No. and Yards Kickoff Returns	7-144	1-16
No. and Yards Interception Returns	0-0	5-84
PENALTIES Number and Yards	6-48	1-13
FUMBLES Number and Lost	2-1	1-0
TOUCHDOWNS	3	6
Rushing	2	2
Passing	1	2
Interceptions	0	1
Fumbles	0	1
EXTRA POINTS Made-Attempts	3-3	6-6
Kicking Made-Attempts	3-3	6-6
FIELD GOALS Made-Attempts	1-1	4-5
RED ZONE EFFICIENCY	2-2-100%	2-5-40%
GOAL TO GO EFFICIENCY	2-2-100%	2-3-67%
SAFETIES	0	0
FINAL SCORE	24	54
TIME OF POSSESSION	23:55	36:05

Buffalo Bills vs Los Angeles Chargers
11/19/2017 at StubHub Center

Final Individual Statistics

Buffalo Bills

RUSHING	ATT	YDS	AVG	LG	TD
L.McCoy	13	114	8.8	37	1
T.Taylor	4	38	9.5	32	1
T.Cadet	3	17	5.7	12	0
N.Peterman	2	4	2.0	4	0
Total	22	173	7.9	37	2

PASSING	ATT	CMP	YDS	SK/YD	TD	LG	IN	RT
T.Taylor	25	15	159	1/4	1	33	0	91.8
N.Peterman	14	6	66	0/0	0	20	5	17.9
Total	39	21	224	1/4	1	33	5	39.9

PASS RECEIVING	TAR	REC	YDS	AVG	LG	TD
T.Cadet	6	6	39	6.5	16	0
Z.Jones	7	4	68	17.0	33	0
D.Thompson	8	3	36	12.0	19	0
C.Clay	4	3	27	9.0	16	0
A.Benjamin	1	1	20	20.0	20	0
L.McCoy	1	1	12	12.0	12	1
N.O'Leary	3	1	8	8.0	8	0
B.Tate	5	1	7	7.0	7	0
A.Holmes	3	1	7	7.0	7	0
P.Dimarco	1	0	0	0.0	0	0
Total	39	21	224	10.7	33	1

INTERCEPTIONS	NO	YDS	AVG	LG	TD
Total	0	0	0	0	0

PUNTING	NO	YDS	AVG	NET	TB	IN20	LG
C.Schmitt	3	120	40.0	36.3	0	0	46
Total	3	120	40.0	36.3	0	0	46

PUNT RETURNS	NO	YDS	AVG	FC	LG	TD
B.Tate	1	3	3.0	1	3	0
Total	1	3	3.0	1	3	0

KICKOFF RETURNS	NO	YDS	AVG	FC	LG	TD
B.Tate	7	144	20.6	0	25	0
[TOUCHBACK]	3	0	0.0	0	0	0
Total	7	144	20.6	0	25	0

Los Angeles Chargers

RUSHING	ATT	YDS	AVG	LG	TD
M.Gordon	20	80	4.0	20	1
A.Ekeler	6	40	6.7	**21**	1
D.Watt	2	17	8.5	17	0
T.Benjamin	1	7	7.0	7	0
K.Allen	1	3	3.0	3	0
A.Williams	2	2	1.0	2	0
K.Clemens	3	-3	-1.0	-1	0
Total	35	146	4.2	21	2

PASSING	ATT	CMP	YDS	SK/YD	TD	LG	IN	RT
P.Rivers	32	20	251	1/1	2	28	0	107.7
K.Clemens	5	5	33	0/0	0	10	0	94.2
Total	37	25	284	1/1	2	28	0	108.4

PASS RECEIVING	TAR	REC	YDS	AVG	LG	TD
K.Allen	13	12	159	13.3	29	2
M.Williams	8	5	38	7.6	13	0
H.Henry	5	2	25	12.5	15	0
A.Ekeler	2	2	18	9.0	11	0
T.Benjamin	1	1	21	21.0	21	0
Ty.Williams	1	1	11	11.0	11	0
S.McGrath	1	1	10	10.0	10	0
J.Cumberland	1	1	2	2.0	2	0
M.Gordon	2	0	0	0.0	0	0
A.Gates	2	0	0	0.0	0	0
Total	36	25	284	11.4	29	2

INTERCEPTIONS	NO	YDS	AVG	LG	TD
C.Hayward	2	9	4.5	7	0
K.Toomer	1	59	59.0	**59**	1
T.Boston	1	9	9.0	9	0
Ty.Williams	1	7	7.0	7	0
Total	5	84	16.8	59	1

PUNTING	NO	YDS	AVG	NET	TB	IN20	LG
D.Kaner	2	73	36.5	35.0	0	2	48
Total	2	73	36.5	35.0	0	2	48

PUNT RETURNS	NO	YDS	AVG	FC	LG	TD
D.King	1	2	2.0	0	2	0
T.Benjamin	1	0	0.0	0	0	0
[OUT OF BOUNDS]	1	0	0.0	0	0	0
Total	2	2	1.0	0	2	0

KICKOFF RETURNS	NO	YDS	AVG	FC	LG	TD
D.King	1	16	16.0	0	16	0
[TOUCHBACK]	2	0	0.0	0	0	0
Total	1	16	16.0	0	16	0

Buffalo Bills FUMBLES	FUM	LOST	OWN-REC	YDS	TD	FORCED	OPP-REC	YDS	TD	OUT-BDS
N.Peterman	1	0	1	-3	0	0	0	0	0	0
T.Taylor	1	1	0	0	0	0	0	0	0	0
S.Lawson	0	0	0	0	0	1	0	0	0	0
Total	2	1	1	-3	0	1	0	0	0	0

Los Angeles Chargers FUMBLES	FUM	LOST	OWN-REC	YDS	TD	FORCED	OPP-REC	YDS	TD	OUT-BDS

WEEK 12 RECAP - CHARGERS 28, COWBOYS 6

The Los Angeles Chargers beat the Dallas Cowboys 28-6 on Thursday at AT&T Stadium, and here's the kicker:

They didn't have one.

But on Thanksgiving Day, quarterback Philip Rivers gave Chargers fans yet another reason to be thankful. The 14-year veteran feasted on the Cowboys defense, going 27-of-33 for 434 yards and three touchdowns in his Turkey Day debut. Five players had at least 50 receiving yards, led by wide receiver Keenan Allen, who caught 11 balls for 172 yards and a touchdown.

After missing a 35-yard field goal in the first quarter, Chargers kicker Nick Novak left the game with a back injury. With Novak unavailable on the next offensive drive, Los Angeles was forced to go for it on a 4th-and-13 from the Cowboys' 16-yard line and couldn't convert.

The Chargers offense, though, continued to move the ball down the field with ease. Late in the second quarter, Los Angeles reached the red zone on its third consecutive drive. This time, a hobbled Novak returned to attempt -- and convert -- a 22-yard field goal.

Los Angeles' defense held Dallas to 84 yards of offense in the first half, and the Chargers took a 3-0 lead into halftime. But Rivers was just starting to heat up.

The Bolts began the second half with a 10-play, 77-yard drive that ended with a three-yard touchdown from Rivers to tight end Hunter Henry. Novak gutted through an extra-point attempt that was no good.

After the Chargers defense forced another Dallas punt, Rivers found wide receiver Tyrell Williams for a 27-yard touchdown that made the score 16-0 after punter Drew Kaser -- filling in for the injured Novak -- made the extra point.

Rivers' final touchdown of the day came on a 42-yard connection to Allen. It was Allen's third touchdown in the last two games after being held scoreless since Week 1.

Chargers cornerback Desmond King put the game on ice with a 90-yard pick-six of quarterback Dak Prescott to make the score 28-6.

		1	2	3	4	OT	Total
VISITOR:	Los Angeles Chargers	0	3	13	12	0	28
HOME:	Dallas Cowboys	0	0	0	6	0	6

Scoring Plays

Team	Qtr	Time	Play Description (Extra Point) (Drive Info)	Visitor	Home
Chargers	2	1:56	N.Novak 22 yd. Field Goal (14-66, 6:59)	3	0
Chargers	3	8:59	H.Henry 3 yd. pass from P.Rivers (kick failed, wl) (10-77, 6:01)	9	0
Chargers	3	1:46	Ty.Williams 27 yd. pass from P.Rivers (D.Kaser kick) (8-92, 3:59)	16	0
Cowboys	4	12:48	R.Smith 2 yd. run (pass failed) (9-81, 3:58)	16	6
Chargers	4	9:58	K.Allen 42 yd. pass from P.Rivers (kick failed, wr) (6-75, 2:50)	22	6
Chargers	4	7:41	D.King 90 yd. interception return (kick failed, wr)	28	6

Paid Attendance: 93,012 Time: 2:49

Los Angeles Chargers vs Dallas Cowboys
11/23/2017 at AT&T Stadium

Final Team Statistics

	Visitor Chargers	Home Cowboys
TOTAL FIRST DOWNS	25	14
By Rushing	4	4
By Passing	17	8
By Penalty	4	2
THIRD DOWN EFFICIENCY	9-14-64%	6-11-55%
FOURTH DOWN EFFICIENCY	0-1-0%	0-0-0%
TOTAL NET YARDS	515	247
Total Offensive Plays (inc. times thrown passing)	66	49
Average gain per offensive play	7.8	5.0
NET YARDS RUSHING	81	79
Total Rushing Plays	33	20
Average gain per rushing play	2.5	4.0
Tackles for a loss-number and yards	3-7	1-4
NET YARDS PASSING	434	168
Times thrown - yards lost attempting to pass	0-0	2-11
Gross yards passing	434	179
PASS ATTEMPTS-COMPLETIONS-HAD INTERCEPTED	33-27-0	27-20-2
Avg gain per pass play (inc.# thrown passing)	13.2	5.8
KICKOFFS Number-In End Zone-Touchbacks	6-4-2	2-1-1
PUNTS Number and Average	0-0.0	5-41.6
Had Blocked	0	0
FGs - PATs Had Blocked	0-0	0-0
Net Punting Average	0.0	41.6
TOTAL RETURN YARDAGE (Not Including Kickoffs)	90	0
No. and Yards Punt Returns	0-0	0-0
No. and Yards Kickoff Returns	1-16	4-102
No. and Yards Interception Returns	2-90	0-0
PENALTIES Number and Yards	5-56	7-60
FUMBLES Number and Lost	1-0	1-0
TOUCHDOWNS	4	1
Rushing	0	1
Passing	3	0
Interceptions	1	0
EXTRA POINTS Made-Attempts	1-4	0-1
Kicking Made-Attempts	1-4	0-0
Passing Made-Attempts	0-0	0-1
FIELD GOALS Made-Attempts	1-2	0-0
RED ZONE EFFICIENCY	1-5-20%	1-2-50%
GOAL TO GO EFFICIENCY	1-3-33%	1-1-100%
SAFETIES	0	0
FINAL SCORE	28	6
TIME OF POSSESSION	36:05	23:55

Los Angeles Chargers vs Dallas Cowboys
11/23/2017 at AT&T Stadium

Final Individual Statistics

Los Angeles Chargers

RUSHING	ATT	YDS	AVG	LG	TD
M.Gordon	21	65	3.1	11	0
A.Ekeler	6	15	2.5	7	0
T.Benjamin	1	6	6.0	6	0
P.Rivers	5	-5	-1.0	0	0
Total	33	81	2.5	11	0

PASSING	ATT	CMP	YDS	SK(YD)	TD	LG	IN	RT
P.Rivers	33	27	434	0/0	3	46	0	149.1
Total	33	27	434	0/0	3	46	0	149.1

PASS RECEIVING	TAR	REC	YDS	AVG	LG	TD
K.Allen	14	11	172	15.6	**42**	1
H.Henry	5	5	76	15.2	27	1
A.Ekeler	3	3	55	18.3	38	0
T.Benjamin	3	3	50	16.7	46	0
M.Gordon	3	3	23	7.7	16	0
Ty.Williams	3	2	58	29.0	31	1
A.Gates	2	0	0	0.0	0	0
Total	33	27	434	16.1	46	3

INTERCEPTIONS	NO	YDS	AVG	LG	TD
D.King	1	90	90.0	**90**	1
C.Hayward	1	0	0.0	0	0
Total	2	90	45.0	90	1

PUNTING	NO	YDS	AVG	NET	TB	IN20	LG
Total	0	0	0	0	0	0	0

PUNT RETURNS	NO	YDS	AVG	FC	LG	TD
T.Benjamin	0	0	0.0	2	0	0
[DOWNED]	1	0	0.0	0	0	0
[OUT OF BOUNDS]	2	0	0.0	0	0	0
Total	0	0	0.0	2	0	0

KICKOFF RETURNS	NO	YDS	AVG	FC	LG	TD
D.King	1	16	16.0	0	16	0
[TOUCHBACK]	1	0	0.0	0	0	0
Total	1	16	16.0	0	16	0

Dallas Cowboys

RUSHING	ATT	YDS	AVG	LG	TD
R.Smith	9	41	4.6	9	1
A.Morris	9	36	4.0	6	0
T.Williams	1	6	6.0	6	0
R.Switzer	1	-4	-4.0	-4	0
Total	20	79	4.0	9	1

PASSING	ATT	CMP	YDS	SK(YD)	TD	LG	IN	RT
D.Prescott	27	20	179	2/11	0	38	2	60.6
Total	27	20	179	2/11	0	38	2	60.6

PASS RECEIVING	TAR	REC	YDS	AVG	LG	TD
J.Witten	7	7	44	6.3	8	0
T.Williams	5	4	54	13.5	38	0
D.Bryant	5	3	37	12.3	18	0
C.Beasley	3	2	19	9.5	12	0
R.Smith	2	2	7	3.5	4	0
A.Morris	1	1	13	13.0	13	0
B.Butler	2	1	5	5.0	5	0
Total	25	20	179	9.0	38	0

INTERCEPTIONS	NO	YDS	AVG	LG	TD
Total	0	0	0	0	0

PUNTING	NO	YDS	AVG	NET	TB	IN20	LG
C.Jones	5	208	41.6	41.6	0	4	57
Total	5	208	41.6	41.6	0	4	57

PUNT RETURNS	NO	YDS	AVG	FC	LG	TD
Total	0	0	0.0	0	0	0

KICKOFF RETURNS	NO	YDS	AVG	FC	LG	TD
R.Switzer	4	102	25.5	0	33	0
[TOUCHBACK]	2	0	0.0	0	0	0
Total	4	102	25.5	0	33	0

Los Angeles Chargers

FUMBLES	FUM	LOST	OWN-REC	YDS	TD	FORCED	OPP-REC	YDS	TD	OUT-BDS
S.Pulley	1	0	0	-11	0	0	0	0	0	0
P.Rivers	0	0	1	0	0	0	0	0	0	0
Total	1	0	1	-11	0	0	0	0	0	0

Dallas Cowboys

FUMBLES	FUM	LOST	OWN-REC	YDS	TD	FORCED	OPP-REC	YDS	TD	OUT-BDS
T.Frederick	1	0	0	0	0	0	0	0	0	0
D.Prescott	0	0	1	0	0	0	0	0	0	0
Total	1	0	1	0	0	0	0	0	0	0

WEEK 13 RECAP - CHARGERS 19, BROWNS 10

The Los Angeles Chargers moved into a first-place tie in the AFC West Sunday after a 19-10 win over the Cleveland Browns at StubHub Center.

Donning the Chargers' throwback royal blue uniforms, quarterback Philip Rivers and wide receiver Keenan Allen did their best "Air Coryell" impression on alumni weekend. Rivers finished 31-of-43 for 344 yards and a touchdown that moved him into seventh place all-time in passing touchdowns. Allen caught 10 passes for 105 yards and a touchdown.

New Chargers kicker Travis Coons -- after missing a 38-yard field-goal attempt in the first quarter -- made one from 21 yards out in second quarter to put Los Angeles up 3-0.

Coons made a 40-yard field goal on the Chargers' next offensive possession, but the Browns quickly responded with a 28-yard touchdown from rookie quarterback DeShone Kizer to tight end David Njoku. Cleveland's five-play, 65-yard drive included a 28-yard reception from wide receiver Josh Gordon, who played in his first NFL regular-season game since 2014.

Coons converted on a 22-yard field goal as time expired -- his third of the quarter -- to give the Chargers a 9-7 lead at halftime.

Los Angeles opened the second half with a 10-play, 78-yard drive that ended with a seven-yard touchdown reception by Allen. Coons' extra point increased the Chargers lead to 16-7. Allen has 33 catches for 436 yards and four touchdowns in his last three games.

After exchanging field goals, the Browns drove deep into Chargers territory with under five minutes remaining in the game. On third-and-goal from the 15-yard line, defensive end Joey Bosa sacked Kizer, who fumbled. Linebacker Denzel Perryman recovered and the Chargers took over from their own 20. Bosa now has 11.5 sacks on the season.

Chargers safety Adrian Phillips intercepted Kizer and returned it nine yards with 1:14 remaining to put the game on ice.

Tight end Hunter Henry had 81 yards on seven receptions. Wide receiver Travis Benjamin caught four passes for 68 yards against his former team. Running back Melvin Gordon ran for 77 yards on 19 carries.

		1	2	3	4	OT	Total
VISITOR:	Cleveland Browns	0	7	0	3	0	10
HOME:	Los Angeles Chargers	0	9	10	0	0	19

Scoring Plays

Team	Qtr	Time	Play Description (Extra Point) (Drive Info)	Visitor	Home
Chargers	2	9:03	T.Coons 21 yd. Field Goal (10-60, 4:25)	0	3
Chargers	2	3:45	T.Coons 40 yd. Field Goal (7-38, 3:29)	0	6
Browns	2	1:55	D.Njoku 28 yd. pass from D.Kizer (Z.Gonzalez kick) (5-65, 1:50)	7	6
Chargers	2	0:00	T.Coons 22 yd. Field Goal (11-75, 1:55)	7	9
Chargers	3	10:35	K.Allen 7 yd. pass from P.Rivers (T.Coons kick) (10-78, 4:25)	7	16
Chargers	3	1:02	T.Coons 27 yd. Field Goal (12-66, 7:03)	7	19
Browns	4	12:03	Z.Gonzalez 35 yd. Field Goal (11-58, 3:59)	10	19

Paid Attendance: 25,320 Time: 3:02

Cleveland Browns vs Los Angeles Chargers
12/3/2017 at StubHub Center

Final Team Statistics

	Visitor Browns	Home Chargers
TOTAL FIRST DOWNS	17	23
By Rushing	7	4
By Passing	7	19
By Penalty	3	0
THIRD DOWN EFFICIENCY	5-11-45%	8-15-53%
FOURTH DOWN EFFICIENCY	0-1-0%	1-1-100%
TOTAL NET YARDS	291	429
Total Offensive Plays (inc. times thrown passing)	57	69
Average gain per offensive play	5.1	6.2
NET YARDS RUSHING	89	94
Total Rushing Plays	22	25
Average gain per rushing play	4.0	3.8
Tackles for a loss-number and yards	6-10	6-15
NET YARDS PASSING	202	335
Times thrown - yards lost attempting to pass	3-13	1-9
Gross yards passing	215	344
PASS ATTEMPTS-COMPLETIONS-HAD INTERCEPTED	32-15-1	43-31-0
Avg gain per pass play (inc.# thrown passing)	5.8	7.6
KICKOFFS Number-In End Zone-Touchbacks	3-0-0	5-4-3
PUNTS Number and Average	3-39.0	2-36.5
Had Blocked	0	0
FGs - PATs Had Blocked	0-0	0-0
Net Punting Average	36.0	30.5
TOTAL RETURN YARDAGE (Not Including Kickoffs)	12	18
No. and Yards Punt Returns	1-12	1-9
No. and Yards Kickoff Returns	2-51	3-82
No. and Yards Interception Returns	0-0	1-9
PENALTIES Number and Yards	4-24	5-62
FUMBLES Number and Lost	1-1	2-0
TOUCHDOWNS	1	1
Rushing	0	0
Passing	1	1
EXTRA POINTS Made-Attempts	1-1	1-1
Kicking Made-Attempts	1-1	1-1
FIELD GOALS Made-Attempts	1-1	4-5
RED ZONE EFFICIENCY	0-2-0%	1-4-25%
GOAL TO GO EFFICIENCY	0-1-0%	1-3-33%
SAFETIES	0	0
FINAL SCORE	10	19
TIME OF POSSESSION	25:03	34:57

Cleveland Browns vs Los Angeles Chargers
12/3/2017 at StubHub Center

Final Individual Statistics

Cleveland Browns

RUSHING	ATT	YDS	AVG	LG	TD
D.Kizer	5	46	9.2	17	0
I.Crowell	10	41	4.1	16	0
D.Johnson Jr.	7	2	0.3	4	0
Total	22	89	4.0	17	0

PASSING	ATT	CMP	YDS	SK/YD	TD	LG	IN	RT
D.Kizer	32	15	215	3/13	1	39	1	66.5
Total	32	15	215	3/13	1	39	1	66.5

PASS RECEIVING	TAR	REC	YDS	AVG	LG	TD
J.Gordon	11	4	85	21.3	39	0
D.Njoku	6	4	74	18.5	33	1
S.DeValve	3	2	33	16.5	25	0
D.Johnson Jr.	4	2	10	5.0	11	0
K.Britt	3	2	10	5.0	7	0
I.Crowell	1	1	3	3.0	3	0
C.Coleman	4	0	0	0.0	0	0
Total	32	15	215	14.3	39	1

INTERCEPTIONS	NO	YDS	AVG	LG	TD
Total	0	0	0	0	0

PUNTING	NO	YDS	AVG	NET	TB	IN20	LG
B.Colquitt	3	117	39.0	36.0	0	1	44
Total	3	117	39.0	36.0	0	1	44

PUNT RETURNS	NO	YDS	AVG	FC	LG	TD
D.Johnson Jr.	1	12	12.0	0	12	0
[DOWNED]	1	0	0.0	0	0	0
Total	1	12	12.0	0	12	0

KICKOFF RETURNS	NO	YDS	AVG	FC	LG	TD
M.Dayes	2	51	25.5	0	32	0
[TOUCHBACK]	3	0	0.0	0	0	0
Total	2	51	25.5	0	32	0

Los Angeles Chargers

RUSHING	ATT	YDS	AVG	LG	TD
M.Gordon	19	77	4.1	29	0
A.Ekeler	4	19	4.8	9	0
P.Rivers	2	-2	-1.0	-1	0
Total	25	94	3.8	29	0

PASSING	ATT	CMP	YDS	SK/YD	TD	LG	IN	RT
P.Rivers	43	31	344	1/9	1	39	0	103.2
Total	43	31	344	1/9	1	39	0	103.2

PASS RECEIVING	TAR	REC	YDS	AVG	LG	TD
K.Allen	14	10	105	10.5	26	1
H.Henry	9	7	81	11.6	25	0
T.Benjamin	6	4	68	17.0	39	0
M.Gordon	4	4	29	7.3	14	0
A.Gates	4	3	32	10.7	12	0
A.Ekeler	3	2	21	10.5	16	0
Ty.Williams	3	1	8	8.0	8	0
Total	43	31	344	11.1	39	1

INTERCEPTIONS	NO	YDS	AVG	LG	TD
A.Phillips	1	9	9.0	9	0
Total	1	9	9.0	9	0

PUNTING	NO	YDS	AVG	NET	TB	IN20	LG
D.Kaiser	2	73	36.5	30.5	0	1	42
Total	2	73	36.5	30.5	0	1	42

PUNT RETURNS	NO	YDS	AVG	FC	LG	TD
T.Benjamin	1	9	9.0	0	9	0
[DOWNED]	1	0	0.0	0	0	0
[OUT OF BOUNDS]	1	0	0.0	0	0	0
Total	1	9	9.0	0	9	0

KICKOFF RETURNS	NO	YDS	AVG	FC	LG	TD
D.King	3	82	27.3	0	44	0
Total	3	82	27.3	0	44	0

Cleveland Browns

FUMBLES	FUM	LOST	OWN-REC	YDS	TD	FORCED	OPP-REC	YDS	TD	OUT-BDS
D.Kizer	1	1	0	0	0	0	0	0	0	0
N.Orchard	0	0	0	0	0	1	0	0	0	0
J.Schobert	0	0	0	0	0	1	0	0	0	0
Total	1	1	0	0	0	2	0	0	0	0

Los Angeles Chargers

FUMBLES	FUM	LOST	OWN-REC	YDS	TD	FORCED	OPP-REC	YDS	TD	OUT-BDS
K.Allen	1	0	0	0	0	0	0	0	0	0
P.Rivers	1	0	0	0	0	0	0	0	0	0
H.Henry	0	0	1	0	0	0	0	0	0	0
R.Okung	0	0	1	0	0	0	0	0	0	0
J.Bosa	0	0	0	0	0	1	0	0	0	0
D.Perryman	0	0	0	0	0	0	1	0	0	0
Total	2	0	2	0	0	1	1	0	0	0

WEEK 14 RECAP - CHARGERS 30, REDSKINS 13

The Los Angeles Chargers used a familiar formula to beat the Washington Redskins 30-13 Sunday at StubHub Center: a scorching hot Philip Rivers and a heavy dose of Keenan Allen.

Allen caught six passes for 111 yards -- his fourth straight game with over 100 yards receiving -- and Rivers had his third straight 300-yard passing game. That combination now has Los Angeles winners of four straight and above .500 for the first time in 2017.

Los Angeles also scored on its opening drive for the first time this season. Kicker Travis Coons made a 33-yard field goal to put the Chargers up 3-0. Los Angeles is now 5-1 this season when scoring first.

After forcing a Redskins punt, Los Angeles went on a 10-play, 92-yard drive that ended with an eight-yard touchdown pass from Rivers to tight end Hunter Henry. Rivers finished the game 18-of-31 for 319 yards and two touchdowns.

On the first play of Washington's next possession, Chargers cornerback Trevor Williams deflected a Kirk Cousins pass that fell into the arms of linebacker Kyle Emanuel for an interception. Six plays later, Coons converted from 21 yards out to give the Chargers a 13-0 lead after the first quarter.

The Redskins cut the lead to 13-6 after Cousins found tight end Vernon Davis for a 26-yard touchdown. Washington's nine-play scoring drive, though, would be erased by just one.

Rivers found wide receiver Tyrell Williams for a 75-yard touchdown pass on the Bolts' first play of the second quarter. The 11-second drive increased the Chargers lead to 20-6. It was Williams' second 75-yard touchdown of the season.

Later in the quarter, Coons made his third field goal of the half -- this time from 36 yards out -- and the Chargers took a 23-6 advantage into halftime. After missing his first field-goal attempt as a Charger last Sunday, Coons has converted on his last seven.

The Chargers pulled out their bag of tricks in the third quarter, successfully executing a flea-flicker that ended with a 51-yard catch from Rivers to Allen. One play later, running back Melvin Gordon scored from one-yard out to give the Chargers a 30-6 lead after another Coons extra point.

Williams finished the game with four catches for 132 yards and a touchdown. Henry snagged four balls for 50 yards and a score. Gordon had 78 rushing yards and a touchdown on 22 carries. After Sunday's performance, Allen now has a single-season career-high in yards and receptions.

		1	2	3	4	OT	Total
VISITOR:	Washington Redskins	0	6	0	7	0	13
HOME:	Los Angeles Chargers	13	10	7	0	0	30

Scoring Plays

Team	Qtr	Time	Play Description (Extra Point) (Drive Info)	Visitor	Home
Chargers	1	9:53	T.Coons 33 yd. Field Goal (10-60, 5:07)	0	3
Chargers	1	2:34	H.Henry 8 yd. pass from P.Rivers (T.Coons kick) (10-92, 4:24)	0	10
Chargers	1	0:03	T.Coons 21 yd. Field Goal (6-26, 2:19)	0	13
Redskins	2	10:13	V.Davis 23 yd. pass from K.Cousins (kick failed, hlu) (9-77, 4:50)	6	13
Chargers	2	10:02	Ty.Williams 75 yd. pass from P.Rivers (T.Coons kick) (1-75, 0:11)	6	20
Chargers	2	2:23	T.Coons 36 yd. Field Goal (8-45, 4:03)	6	23
Chargers	3	6:17	M.Gordon 1 yd. run (T.Coons kick) (3-55, 1:29)	6	30
Redskins	4	2:36	B.Breeland 96 yd. interception return (N.Rose kick)	13	30

Paid Attendance: 25,393 Time: 2:59

Washington Redskins vs Los Angeles Chargers
12/10/2017 at StubHub Center

Final Team Statistics

	Visitor Redskins	Home Chargers
TOTAL FIRST DOWNS	9	24
By Rushing	1	7
By Passing	7	14
By Penalty	1	3
THIRD DOWN EFFICIENCY	2-12-17%	6-15-40%
FOURTH DOWN EFFICIENCY	1-2-50%	0-0-0%
TOTAL NET YARDS	201	488
Total Offensive Plays (inc. times thrown passing)	50	71
Average gain per offensive play	4.0	6.9
NET YARDS RUSHING	65	174
Total Rushing Plays	21	35
Average gain per rushing play	3.1	5.0
Tackles for a loss-number and yards	2-4	1-2
NET YARDS PASSING	136	314
Times thrown - yards lost attempting to pass	2-15	2-8
Gross yards passing	151	322
PASS ATTEMPTS-COMPLETIONS-HAD INTERCEPTED	27-15-1	34-19-1
Avg gain per pass play (inc.# thrown passing)	4.7	8.7
KICKOFFS Number-In End Zone-Touchbacks	3-2-2	7-2-1
PUNTS Number and Average	8-43.4	5-53.2
Had Blocked	0	0
FGs - PATs Had Blocked	0-0	0-0
Net Punting Average	37.3	46.2
TOTAL RETURN YARDAGE (Not Including Kickoffs)	111	72
No. and Yards Punt Returns	3-15	2-49
No. and Yards Kickoff Returns	6-128	1-20
No. and Yards Interception Returns	1-96	1-23
PENALTIES Number and Yards	4-48	5-40
FUMBLES Number and Lost	0-0	0-0
TOUCHDOWNS	2	3
Rushing	0	1
Passing	1	2
Interceptions	1	0
EXTRA POINTS Made-Attempts	1-2	3-3
Kicking Made-Attempts	1-2	3-3
FIELD GOALS Made-Attempts	0-0	3-3
RED ZONE EFFICIENCY	0-0-0%	2-6-33%
GOAL TO GO EFFICIENCY	0-0-0%	2-3-67%
SAFETIES	0	0
FINAL SCORE	13	30
TIME OF POSSESSION	24:40	35:20

Washington Redskins vs Los Angeles Chargers
12/10/2017 at StubHub Center

Final Individual Statistics

Washington Redskins

RUSHING	ATT	YDS	AVG	LG	TD
S.Perine	17	45	2.6	10	0
L.Daniels	2	12	6.0	8	0
K.Cousins	2	8	4.0	5	0
Total	21	65	3.1	10	0

PASSING	ATT	CMP	YDS	SK/YD	TD	LG	IN	RT
K.Cousins	27	15	151	2/15	1	28	1	68.6
Total	27	15	151	2/15	1	28	1	68.6

PASS RECEIVING	TAR	REC	YDS	AVG	LG	TD
S.Perine	4	4	7	1.8	6	0
J.Crowder	6	3	34	11.3	18	0
J.Doctson	6	3	34	11.3	13	0
V.Davis	7	2	26	13.0	**23**	1
R.Grant	1	1	28	28.0	28	0
N.Paul	1	1	15	15.0	15	0
B.Quick	2	1	7	7.0	7	0
Total	27	15	151	10.1	28	1

INTERCEPTIONS	NO	YDS	AVG	LG	TD
B.Breeland	1	96	96.0	**96**	1
Total	1	96	96.0	96	1

PUNTING	NO	YDS	AVG	NET	TB	IN20	LG
T.Way	8	347	43.4	37.3	0	3	56
Total	8	347	43.4	37.3	0	3	56

PUNT RETURNS	NO	YDS	AVG	FC	LG	TD
J.Crowder	3	15	5.0	1	10	0
[TOUCHBACK]	1	0	0.0	0	0	0
Total	3	15	5.0	1	10	0

KICKOFF RETURNS	NO	YDS	AVG	FC	LG	TD
B.Breeland	4	88	22.0	0	35	0
B.Marshall	1	22	22.0	0	22	0
N.Paul	1	18	18.0	0	18	0
[TOUCHBACK]	1	0	0.0	0	0	0
Total	6	128	21.3	0	35	0

Los Angeles Chargers

RUSHING	ATT	YDS	AVG	LG	TD
M.Gordon	22	78	3.5	10	1
A.Ekeler	4	49	12.3	33	0
A.Williams	7	23	3.3	7	0
T.Benjamin	1	22	22.0	22	0
D.Watt	1	2	2.0	2	0
Total	35	174	5.0	33	1

PASSING	ATT	CMP	YDS	SK/YD	TD	LG	IN	RT
P.Rivers	31	18	319	2/8	2	**75**	0	114.9
K.Clemens	3	1	3	0/0	0	3	1	2.8
Total	34	19	322	2/8	2	75	1	95.5

PASS RECEIVING	TAR	REC	YDS	AVG	LG	TD
K.Allen	8	6	111	18.5	51	0
Ty.Williams	4	4	132	33.0	**75**	1
H.Henry	6	4	50	12.5	20	1
T.Benjamin	4	2	21	10.5	14	0
M.Gordon	3	1	5	5.0	5	0
M.Williams	3	1	3	3.0	3	0
J.Cumberland	2	1	0	0.0	0	0
A.Ekeler	3	0	0	0.0	0	0
A.Gates	1	0	0	0.0	0	0
Total	34	19	322	16.9	75	2

INTERCEPTIONS	NO	YDS	AVG	LG	TD
K.Emanuel	1	23	23.0	23	0
Total	1	23	23.0	23	0

PUNTING	NO	YDS	AVG	NET	TB	IN20	LG
D.Kaser	5	266	53.2	46.2	1	2	63
Total	5	266	53.2	46.2	1	2	63

PUNT RETURNS	NO	YDS	AVG	FC	LG	TD
T.Benjamin	2	49	24.5	2	47	0
D.King	0	0	0.0	1	0	0
[DOWNED]	1	0	0.0	0	0	0
[OUT OF BOUNDS]	2	0	0.0	0	0	0
Total	2	49	24.5	3	47	0

KICKOFF RETURNS	NO	YDS	AVG	FC	LG	TD
D.King	1	20	20.0	0	20	0
[TOUCHBACK]	2	0	0.0	0	0	0
Total	1	20	20.0	0	20	0

Washington Redskins

FUMBLES	FUM	LOST	OWN-REC	YDS	TD	FORCED	OPP-REC	YDS	TD	OUT-BDS
Total	0	0	0	0	0	0	0	0	0	0

Los Angeles Chargers

FUMBLES	FUM	LOST	OWN-REC	YDS	TD	FORCED	OPP-REC	YDS	TD	OUT-BDS
Total	0	0	0	0	0	0	0	0	0	0

WEEK 15 RECAP - CHIEFS 30, CHARGERS 13

The Los Angeles Chargers lost to the Kansas City Chiefs 30-13 Saturday night at Arrowhead Stadium.

Running back Melvin Gordon had 169 total yards and a touchdown, but it wasn't enough to overcome turnovers on four straight second-half possessions. The Chiefs are now by themselves atop the AFC West after snapping the Chargers' four-game winning streak.

Kansas City held the ball for 10:28 in the first quarter, including a 15-play drive that ended with a 31-yard Harrison Butker field goal that gave the Chiefs a 3-0 lead.

Chiefs quarterback Alex Smith found speedy wide receiver Tyreek Hill for a 64-yard touchdown in the second quarter to increase Kansas City's lead to 10-0 after a Butker extra point.

Los Angeles quickly responded with an impressive 10-play, 75-yard drive capped off by a two-yard touchdown by Gordon. Kicker Travis Coons missed the extra point, though, which gave the Chiefs a 10-6 lead at halftime.

The Chargers stayed hot on offense after forcing a three-and-out to start the second half. Set up by a 49-yard reception by Gordon, quarterback Philip Rivers found tight end Antonio Gates in the end zone for the 86th time in his career. The 10-yard score put the Chargers ahead 13-10 after Coons connected on the extra point.

Kansas City regained the lead when rookie running back Kareem Hunt caught a three-yard touchdown pass from quarterback Alex Smith. Down 17-13, Los Angeles turned the ball over on its next four possessions.

Rivers threw an interception to Chiefs cornerback Marcus Peters, who returned it 62 yards to the Chargers' six-yard line. The turnover lead to a 24-yard Butker field goal, which increased Kansas City's lead to 20-13. It was Rivers' first interception in his last 163 pass attempts.

Rookie running back Austin Ekeler fumbled on the next Bolts possession, and Rivers would throw two more interceptions. The Chiefs closed the game with 20 unanswered points -- 13 of them coming off of turnovers.

Defensive end Melvin Ingram notched his 10th sack of the season in the first quarter. Wide receiver Keenan Allen had 54 yards on five catches. Rivers finished the game 20-of-36 for 227 yards, one touchdown and three interceptions.

The Chargers playoff hopes are still alive, but they'll need to win and get some help over the final two weeks of the regular season.

		1	2	3	4	OT	Total
VISITOR:	Los Angeles Chargers	0	6	7	0	0	13
HOME:	Kansas City Chiefs	3	7	10	10	0	30

Scoring Plays

Team	Qtr	Time	Play Description (Extra Point) (Drive Info)	Visitor	Home
Chiefs	1	0:00	H.Butker 31 yd. Field Goal (15-82, 8:55)	0	3
Chiefs	2	6:30	T.Hill 64 yd. pass from A.Smith (H.Butker kick) (4-80, 1:50)	0	10
Chargers	2	2:00	M.Gordon 2 yd. run (kick failed, wl) (10-75, 4:30)	6	10
Chargers	3	9:20	A.Gates 10 yd. pass from P.Rivers (T.Coons kick) (6-88, 3:27)	13	10
Chiefs	3	2:07	K.Hunt 3 yd. pass from A.Smith (H.Butker kick) (12-69, 7:13)	13	17
Chiefs	3	0:28	H.Butker 24 yd. Field Goal (4-0, 1:12)	13	20
Chiefs	4	10:59	H.Butker 51 yd. Field Goal (6-23, 3:28)	13	23
Chiefs	4	3:57	K.Hunt 5 yd. run (H.Butker kick) (7-65, 4:26)	13	30

Paid Attendance: 75,011 Time: 3:09

Los Angeles Chargers vs Kansas City Chiefs
12/16/2017 at Arrowhead Stadium

Final Team Statistics

	Visitor Chargers	Home Chiefs
TOTAL FIRST DOWNS	20	20
By Rushing	7	9
By Passing	11	7
By Penalty	2	4
THIRD DOWN EFFICIENCY	4-11-36%	6-14-43%
FOURTH DOWN EFFICIENCY	1-2-50%	1-1-100%
TOTAL NET YARDS	307	397
Total Offensive Plays (inc. times thrown passing)	60	63
Average gain per offensive play	5.1	6.3
NET YARDS RUSHING	98	174
Total Rushing Plays	22	32
Average gain per rushing play	4.5	5.4
Tackles for a loss-number and yards	1-2	1-1
NET YARDS PASSING	209	223
Times thrown - yards lost attempting to pass	2-18	1-8
Gross yards passing	227	231
PASS ATTEMPTS-COMPLETIONS-HAD INTERCEPTED	36-20-3	30-23-0
Avg gain per pass play (inc.# thrown passing)	5.5	7.2
KICKOFFS Number-In End Zone-Touchbacks	3-0-0	7-6-6
PUNTS Number and Average	3-49.7	3-43.0
Had Blocked	0	0
FGs - PATs Had Blocked	0-0	0-0
Net Punting Average	42.7	41.0
TOTAL RETURN YARDAGE (Not Including Kickoffs)	6	75
No. and Yards Punt Returns	1-6	2-1
No. and Yards Kickoff Returns	1-21	3-75
No. and Yards Interception Returns	0-0	3-74
PENALTIES Number and Yards	9-61	7-71
FUMBLES Number and Lost	1-1	1-0
TOUCHDOWNS	2	3
Rushing	1	1
Passing	1	2
EXTRA POINTS Made-Attempts	1-2	3-3
Kicking Made-Attempts	1-2	3-3
FIELD GOALS Made-Attempts	0-0	3-4
RED ZONE EFFICIENCY	2-2-100%	2-4-50%
GOAL TO GO EFFICIENCY	2-2-100%	2-3-67%
SAFETIES	0	0
FINAL SCORE	13	30
TIME OF POSSESSION	26:39	33:21

Los Angeles Chargers vs Kansas City Chiefs
12/16/2017 at Arrowhead Stadium

Final Individual Statistics

Los Angeles Chargers

RUSHING	ATT	YDS	AVG	LG	TD
M.Gordon	19	78	4.1	15	1
A.Ekeler	2	13	6.5	13	0
T.Benjamin	1	7	7.0	7	0
Total	22	98	4.5	15	1

PASSING	ATT	CMP	YDS	SK(YD	TD	LG	IN	RT
P.Rivers	36	20	227	2/18	1	49	3	49.2
Total	36	20	227	2/18	1	49	3	49.2

PASS RECEIVING	TAR	REC	YDS	AVG	LG	TD
M.Gordon	8	6	91	15.2	49	0
K.Allen	8	5	54	10.8	15	0
Ty.Williams	7	3	31	10.3	18	0
H.Henry	3	3	28	9.3	14	0
A.Gates	3	1	10	10.0	**10**	1
T.Benjamin	4	1	7	7.0	7	0
A.Ekeler	1	1	6	6.0	6	0
M.Williams	1	0	0	0.0	0	0
B.Oliver	1	0	0	0.0	0	0
Total	36	20	227	11.4	49	1

INTERCEPTIONS	NO	YDS	AVG	LG	TD
Total	0	0	0	0	0

PUNTING	NO	YDS	AVG	NET	TB	IN20	LG
D.Kaser	3	149	49.7	42.7	1	2	61
Total	3	149	49.7	42.7	1	2	61

PUNT RETURNS	NO	YDS	AVG	FC	LG	TD
T.Benjamin	1	6	6.0	1	6	0
[OUT OF BOUNDS]	1	0	0.0	0	0	0
Total	1	6	6.0	1	6	0

KICKOFF RETURNS	NO	YDS	AVG	FC	LG	TD
D.King	1	21	21.0	0	21	0
[TOUCHBACK]	6	0	0.0	0	0	
Total	1	21	21.0	0	21	0

Kansas City Chiefs

RUSHING	ATT	YDS	AVG	LG	TD
K.Hunt	24	155	6.5	23	1
A.Smith	3	13	4.3	7	0
C.West	5	6	1.2	3	0
Total	32	174	5.4	23	1

PASSING	ATT	CMP	YDS	SK(YD	TD	LG	IN	RT
A.Smith	30	23	231	1/8	2	**64**	0	120.3
Total	30	23	231	1/8	2	64	0	120.3

PASS RECEIVING	TAR	REC	YDS	AVG	LG	TD
K.Hunt	9	7	51	7.3	21	1
T.Kelce	7	6	46	7.7	21	0
T.Hill	6	5	88	17.6	**64**	1
D.Thomas	2	2	6	3.0	4	0
O.Charles	1	1	18	18.0	18	0
A.Wilson	2	1	15	15.0	15	0
D.Harris	2	1	7	7.0	7	0
C.West	1	0	0	0.0	0	0
Total	30	23	231	10.0	64	2

INTERCEPTIONS	NO	YDS	AVG	LG	TD
M.Peters	2	74	37.0	62	0
R.Parker	1	0	0.0	0	0
Total	3	74	24.7	62	0

PUNTING	NO	YDS	AVG	NET	TB	IN20	LG
D.Colquitt	3	129	43.0	41.0	0	2	51
Total	3	129	43.0	41.0	0	2	51

PUNT RETURNS	NO	YDS	AVG	FC	LG	TD
T.Hill	1	1	1.0	0	1	0
D.Sorensen	1	0	0.0	0	0	0
[TOUCHBACK]	1	0	0.0	0	0	0
Total	2	1	0.5	0	1	0

KICKOFF RETURNS	NO	YDS	AVG	FC	LG	TD
A.Hunt	3	75	25.0	0	31	0
Total	3	75	25.0	0	31	0

Los Angeles Chargers

FUMBLES	FUM	LOST	OWN-REC	YDS	TD	FORCED	OPP-REC	YDS	TD	OUT-BDS
A.Ekeler	1	1	0	0	0	0	0	0	0	0
Total	1	1	0	0	0	0	0	0	0	0

Kansas City Chiefs

FUMBLES	FUM	LOST	OWN-REC	YDS	TD	FORCED	OPP-REC	YDS	TD	OUT-BDS
D.Sorensen	1	0	0	0	0	0	0	0	0	0
O.Charles	0	0	1	0	0	0	0	0	0	0
M.Peters	0	0	0	0	0	1	0	0	0	0
R.Parker	0	0	0	0	0	0	1	7	0	0
Total	1	0	1	0	0	1	1	7	0	0

WEEK 16 RECAP - CHARGERS 14, JETS 7

The Los Angeles Chargers used a classic connection on Christmas Eve to deliver their eighth win of the 2017 season.

Tight end Antonio Gates caught six passes for 81 yards -- including his 87th touchdown reception from quarterback Philip Rivers -- to help lead the Chargers over the New York Jets 14-7 Sunday at MetLife Stadium.

Running back Melvin Gordon had 128 total yards and a touchdown. Gordon also surpassed 1,000 rushing yards for the first time in his NFL career. Rivers finished 22-of-40 for 290 yards and a touchdown.

After a scoreless first quarter that included three Los Angeles punts, the Chargers opened the second with their tried-and-true duo. Rivers found Gates for a 27-yard reception, the future Hall of Famer's longest catch of the season. Four plays later, the two connected in the end zone for a three-yard touchdown to give the Bolts a 7-0 lead after new kicker Nick Rose made the extra point.

Rose missed a 47-yard field goal on the Chargers' opening possession of the second half. Three plays later, Jets running back Bilal Powell rushed 57 yards for a touchdown.
A Chandler Catanzaro extra point made the score 7-7.

Los Angeles responded with an eight-play, 75-yard drive, capped off by a one-yard touchdown rush by Gordon. The Chargers led 14-7 after the third quarter, the eventual final score.

The Chargers forced three turnovers and held Jets quarterback Bryce Petty to 119 yards passing. Los Angeles was also turnover-free Sunday after commiting four turnovers last Saturday in Kansas City.

Chargers rookie defensive end Isaac Rochell earned the first sack of his career. Rivers passed John Elway for eighth-most completions in league history (4,124).

		1	2	3	4	OT	Total
VISITOR:	Los Angeles Chargers	0	7	7	0	0	14
HOME:	New York Jets	0	0	7	0	0	7

Scoring Plays

Team	Qtr	Time	Play Description (Extra Point) (Drive Info)	Visitor	Home
Chargers	2	8:55	A.Gates 3 yd. pass from P.Rivers (N.Rose kick) (12-71, 5:46)	7	0
Jets	3	10:00	B.Powell 57 yd. run (C.Catanzaro kick) (3-63, 1:22)	7	7
Chargers	3	4:57	M.Gordon 1 yd. run (N.Rose kick) (8-75, 5:03)	14	7

Paid Attendance: 77,562 — Time: 3:03

Los Angeles Chargers vs New York Jets
12/24/2017 at MetLife

Final Team Statistics

	Visitor Chargers	Home Jets
TOTAL FIRST DOWNS	21	13
By Rushing	6	7
By Passing	14	5
By Penalty	1	1
THIRD DOWN EFFICIENCY	5-15-33%	3-14-21%
FOURTH DOWN EFFICIENCY	0-0-0%	0-1-0%
TOTAL NET YARDS	379	295
Total Offensive Plays (inc. times thrown passing)	70	61
Average gain per offensive play	5.4	4.8
NET YARDS RUSHING	89	197
Total Rushing Plays	30	30
Average gain per rushing play	3.0	6.6
Tackles for a loss-number and yards	4-11	3-8
NET YARDS PASSING	290	98
Times thrown - yards lost attempting to pass	0-0	3-21
Gross yards passing	290	119
PASS ATTEMPTS-COMPLETIONS-HAD INTERCEPTED	40-22-0	28-15-1
Avg gain per pass play (inc.# thrown passing)	7.3	3.2
KICKOFFS Number-In End Zone-Touchbacks	3-3-3	2-1-1
PUNTS Number and Average	9-46.2	9-46.8
Had Blocked	0	0
FGs - PATs Had Blocked	0-0	0-0
Net Punting Average	42.9	43.6
TOTAL RETURN YARDAGE (Not Including Kickoffs)	61	30
No. and Yards Punt Returns	3-29	7-30
No. and Yards Kickoff Returns	0-0	0-0
No. and Yards Interception Returns	1-32	0-0
PENALTIES Number and Yards	8-80	5-34
FUMBLES Number and Lost	1-0	2-2
TOUCHDOWNS	2	1
Rushing	1	1
Passing	1	0
EXTRA POINTS Made-Attempts	2-2	1-1
Kicking Made-Attempts	2-2	1-1
FIELD GOALS Made-Attempts	0-1	0-0
RED ZONE EFFICIENCY	2-2-100%	0-1-0%
GOAL TO GO EFFICIENCY	2-2-100%	0-0-0%
SAFETIES	0	0
FINAL SCORE	14	7
TIME OF POSSESSION	32:58	27:02

Los Angeles Chargers vs New York Jets
12/24/2017 at MetLife

Final Individual Statistics

Los Angeles Chargers

RUSHING	ATT	YDS	AVG	LG	TD
M.Gordon	19	81	4.3	19	1
B.Oliver	8	9	1.1	3	0
D.Watt	1	3	3.0	3	0
P.Rivers	1	0	0.0	0	0
T.Benjamin	1	-4	-4.0	-4	0
Total	30	89	3.0	19	1

PASSING	ATT	CMP	YDS	SK/YD	TD	LG	IN	RT
P.Rivers	40	22	290	0/0	1	39	0	86.5
Total	40	22	290	0/0	1	39	0	86.5

PASS RECEIVING	TAR	REC	YDS	AVG	LG	TD
A.Gates	8	6	81	13.5	27	1
K.Allen	10	5	63	12.6	20	0
Ty.Williams	6	5	50	10.0	16	0
M.Gordon	3	3	47	15.7	39	0
S.McGrath	2	2	26	13.0	23	0
D.Watt	1	1	23	23.0	23	0
T.Benjamin	5	0	0	0.0	0	0
M.Williams	3	0	0	0.0	0	0
B.Oliver	1	0	0	0.0	0	0
Total	39	22	290	13.2	39	1

INTERCEPTIONS	NO	YDS	AVG	LG	TD
K.Allen	1	32	32.0	32	0
Total	1	32	32.0	32	0

PUNTING	NO	YDS	AVG	NET	TB	IN20	LG
D.Kaiser	9	416	46.2	42.9	0	2	63
Total	9	416	46.2	42.9	0	2	63

PUNT RETURNS	NO	YDS	AVG	FC	LG	TD
T.Benjamin	3	29	9.7	4	14	0
[DOWNED]	1	0	0.0	0	0	0
[OUT OF BOUNDS]	1	0	0.0	0	0	0
Total	3	29	9.7	4	14	0

KICKOFF RETURNS	NO	YDS	AVG	FC	LG	TD
[TOUCHBACK]	1	0	0.0	0	0	0
Total	0	0	0.0	0	0	0

New York Jets

RUSHING	ATT	YDS	AVG	LG	TD
B.Powell	19	145	7.6	**57**	1
B.Petty	3	33	11.0	24	0
M.Forte	8	19	2.4	9	0
Total	30	197	6.6	57	1

PASSING	ATT	CMP	YDS	SK/YD	TD	LG	IN	RT
B.Petty	28	15	119	3/21	0	16	1	49.6
Total	28	15	119	3/21	0	16	1	49.6

PASS RECEIVING	TAR	REC	YDS	AVG	LG	TD
R.Anderson	7	5	51	10.2	16	0
J.Kearse	8	5	42	8.4	14	0
A.Seferian-Jenkins	8	4	21	5.3	11	0
M.Forte	1	1	7	7.0	7	0
B.Powell	1	0	0	0.0	0	0
L.Thomas	1	0	0	0.0	0	0
C.Hansen	1	0	0	0.0	0	0
E.McGuire	1	0	0	0.0	0	0
B.Qvale	0	0	-2	0.0	-2	0
Total	28	15	119	7.9	16	0

INTERCEPTIONS	NO	YDS	AVG	LG	TD
Total	0	0	0	0	0

PUNTING	NO	YDS	AVG	NET	TB	IN20	LG
L.Edwards	9	421	46.8	43.6	0	5	50
Total	9	421	46.8	43.6	0	5	50

PUNT RETURNS	NO	YDS	AVG	FC	LG	TD
J.Natson	7	30	4.3	0	11	0
[DOWNED]	2	0	0.0	0	0	0
Total	7	30	4.3	0	11	0

KICKOFF RETURNS	NO	YDS	AVG	FC	LG	TD
[TOUCHBACK]	3	0	0.0	0	0	0
Total	0	0	0.0	0	0	0

Los Angeles Chargers

FUMBLES	FUM	LOST	OWN-REC	YDS	TD	FORCED	OPP-REC	YDS	TD	OUT-BDS
P.Rivers	1	0	1	-2	0	0	0	0	0	0
C.Hayward	0	0	0	0	0	1	1	0	0	0
K.Toomer	0	0	0	0	0	1	0	0	0	0
H.Pollard	0	0	0	0	0	0	1	0	0	0
Total	1	0	1	-2	0	2	2	0	0	0

New York Jets

FUMBLES	FUM	LOST	OWN-REC	YDS	TD	FORCED	OPP-REC	YDS	TD	OUT-BDS
M.Forte	1	1	0	0	0	0	0	0	0	0
E.McGuire	1	1	0	0	0	0	0	0	0	0
Total	2	2	0	0	0	0	0	0	0	0

WEEK 17 RECAP - CHARGERS 30, RAIDERS 10

The Chargers closed 2017 with a 30-10 victory over the Oakland Raiders Sunday at StubHub Center to ensure a winning season (9-7) in their first season back in Los Angeles.

Philip Rivers went 28-of-37 for 387 yards and three touchdowns -- his sixth 300-yard game of the season. Melvin Gordon racked up 124 total yards and Keenan Allen caught nine passes for 133 yards and scored two touchdowns. All of this wasn't enough, though, to clinch the AFC's No. 6 seed in the playoffs.

The help the Chargers needed did not come. The Tennessee Titans beat the Jacksonville Jaguars 15-10 on Sunday, officially eliminating Los Angeles from the postseason.

After a scoreless opening quarter, Los Angeles and Oakland combined for 30 points in the second. The Chargers struck first on a sequence that they certainly didn't draw up. On the ninth play of an eventual 99-yard drive, Gordon rushed for 14 yards, but fumbled. The ball was plucked out of the air by Allen, who took it 27 yards for a touchdown. Nick Rose's extra point put Los Angeles up 7-0.

On the Raiders' next possession, Derek Carr found Amari Cooper for an 87-yard touchdown that tied the score at 7-7 after a Giorgio Tavecchio extra point.

Los Angeles looked to go ahead on a 50-yard field-goal attempt by Rose, but the kick was blocked and returned to the Chargers' 30-yard line. Four plays later, Tavecchio broke the tie with a 40-yard field goal.

The fireworks continued when Rivers hooked up with Tyrell Williams for a 56-yard touchdown to regain the lead. Safety Tre Boston then picked off Carr on Oakland's next possession, which would later lead to a six-yard touchdown reception from Rivers to Allen.

The Chargers took a 20-10 advantage into halftime.

After a 25-yard Rose field goal to start the second half, Rivers' aerial assault continued when he hit Travis Benjamin for a 62-yard touchdown. The Chargers outgained the Raiders on offense 495 to 336.

In the first quarter, Rivers reached 50,000 passing yards for his career -- a feat that only eight other quarterbacks in NFL history have accomplished. Benjamin caught four passes for 96 yards. Joey Bosa had one sack and finished with 12.5 on the season.

		1	2	3	4	OT	Total
VISITOR:	Oakland Raiders	0	10	0	0	0	10
HOME:	Los Angeles Chargers	0	20	10	0	0	30

Scoring Plays

Team	Qtr	Time	Play Description (Extra Point) (Drive Info)	Visitor	Home
Chargers	2	13:09	K.Allen 27 yd. fumble recovery (N.Rose kick) (9-99, 4:27)	0	7
Raiders	2	11:38	A.Cooper 87 yd. pass from D.Carr (G.Tavecchio kick) (4-75, 1:31)	7	7
Raiders	2	7:27	G.Tavecchio 40 yd. Field Goal (4-8, 1:06)	10	7
Chargers	2	5:12	Ty.Williams 56 yd. pass from P.Rivers (N.Rose kick) (4-75, 2:15)	10	14
Chargers	2	0:24	K.Allen 6 yd. pass from P.Rivers (kick blocked) (8-77, 1:24)	10	20
Chargers	3	10:39	N.Rose 25 yd. Field Goal (10-68, 4:21)	10	23
Chargers	3	0:53	T.Benjamin 62 yd. pass from P.Rivers (N.Rose kick) (9-82, 4:50)	10	30

Paid Attendance: 25,430 Time: 2:57

Oakland Raiders vs Los Angeles Chargers
12/31/2017 at StubHub Center

Final Team Statistics

	Visitor Raiders	Home Chargers
TOTAL FIRST DOWNS	14	26
By Rushing	6	9
By Passing	7	15
By Penalty	1	2
THIRD DOWN EFFICIENCY	4-11-36%	7-13-54%
FOURTH DOWN EFFICIENCY	0-3-0%	0-1-0%
TOTAL NET YARDS	336	495
Total Offensive Plays (inc. times thrown passing)	53	68
Average gain per offensive play	6.3	7.3
NET YARDS RUSHING	105	115
Total Rushing Plays	23	30
Average gain per rushing play	4.6	3.8
Tackles for a loss-number and yards	1-1	5-12
NET YARDS PASSING	231	380
Times thrown - yards lost attempting to pass	2-12	1-7
Gross yards passing	243	387
PASS ATTEMPTS-COMPLETIONS-HAD INTERCEPTED	28-19-1	37-28-0
Avg gain per pass play (inc.# thrown passing)	7.7	10.0
KICKOFFS Number-In End Zone-Touchbacks	3-3-3	6-6-5
PUNTS Number and Average	3-45.3	2-31.5
Had Blocked	0	0
FGs - PATs Had Blocked	0-0	1-1
Net Punting Average	45.3	31.5
TOTAL RETURN YARDAGE (Not Including Kickoffs)	0	25
No. and Yards Punt Returns	1-0	0-0
No. and Yards Kickoff Returns	1-29	0-0
No. and Yards Interception Returns	0-0	1-25
PENALTIES Number and Yards	6-85	7-65
FUMBLES Number and Lost	2-1	2-0
TOUCHDOWNS	1	4
Rushing	0	0
Passing	1	3
Fumbles	0	1
EXTRA POINTS Made-Attempts	1-1	3-4
Kicking Made-Attempts	1-1	3-4
FIELD GOALS Made-Attempts	1-1	1-2
RED ZONE EFFICIENCY	0-2-0%	1-3-33%
GOAL TO GO EFFICIENCY	0-1-0%	1-2-50%
SAFETIES	0	0
FINAL SCORE	10	30
TIME OF POSSESSION	26:40	33:20

Oakland Raiders vs Los Angeles Chargers
12/31/2017 at StubHub Center

Final Individual Statistics

Oakland Raiders

RUSHING	ATT	YDS	AVG	LG	TD
M.Lynch	19	101	5.3	19	0
D.Washington	2	3	1.5	2	0
D.Carr	2	1	0.5	2	0
Total	23	105	4.6	19	0

PASSING	ATT	CMP	YDS	SK/YD	TD	LG	IN	RT
D.Carr	28	19	243	2/12	1	**87**	1	91.8
Total	28	19	243	2/12	1	87	1	91.8

PASS RECEIVING	TAR	REC	YDS	AVG	LG	TD
S.Roberts	6	5	48	9.6	26	0
A.Cooper	6	3	115	38.3	**87**	1
J.Cook	4	3	35	11.7	24	0
M.Lynch	3	2	18	9.0	17	0
M.Crabtree	2	2	17	8.5	12	0
D.Washington	3	2	0	0.0	1	0
J.Richard	1	1	6	6.0	6	0
C.Patterson	1	1	4	4.0	4	0
J.Holton	1	0	0	0.0	0	0
Total	27	19	243	12.8	87	1

INTERCEPTIONS	NO	YDS	AVG	LG	TD
Total	0	0	0	0	0

PUNTING	NO	YDS	AVG	NET	TB	IN20	LG
M.King	3	136	45.3	45.3	0	1	50
Total	3	136	45.3	45.3	0	1	50

PUNT RETURNS	NO	YDS	AVG	FC	LG	TD
J.Holton	1	0	0.0	0	0	0
T.Carrie	0	0	0.0	1	0	0
Total	1	0	0.0	1	0	0

KICKOFF RETURNS	NO	YDS	AVG	FC	LG	TD
C.Patterson	1	29	29.0	0	29	0
[TOUCHBACK]	5	0	0.0	0	0	0
Total	1	29	29.0	0	29	0

Los Angeles Chargers

RUSHING	ATT	YDS	AVG	LG	TD
M.Gordon	17	93	5.5	17	0
B.Oliver	7	13	1.9	11	0
P.Rivers	1	5	5.0	5	0
T.Benjamin	2	4	2.0	3	0
D.Watt	1	2	2.0	2	0
K.Clemens	2	-2	-1.0	-1	0
Total	30	115	3.8	17	0

PASSING	ATT	CMP	YDS	SK/YD	TD	LG	IN	RT
P.Rivers	37	28	387	1/7	3	**62**	0	135.8
Total	37	28	387	1/7	3	62	0	135.8

PASS RECEIVING	TAR	REC	YDS	AVG	LG	TD
K.Allen	12	9	133	14.8	28	1
M.Gordon	7	6	31	5.2	14	0
T.Benjamin	5	4	96	24.0	**62**	1
A.Gates	6	4	46	11.5	20	0
Ty.Williams	4	3	67	22.3	**56**	1
M.Williams	1	1	8	8.0	8	0
B.Oliver	1	1	6	6.0	6	0
Total	36	28	387	13.8	62	3

INTERCEPTIONS	NO	YDS	AVG	LG	TD
T.Boston	1	25	25.0	25	0
Total	1	25	25.0	25	0

PUNTING	NO	YDS	AVG	NET	TB	IN20	LG
D.Kaser	2	63	31.5	31.5	0	2	33
Total	2	63	31.5	31.5	0	2	33

PUNT RETURNS	NO	YDS	AVG	FC	LG	TD
T.Benjamin	0	0	0.0	2	0	0
[OUT OF BOUNDS]	1	0	0.0	0	0	0
Total	0	0	0.0	2	0	0

KICKOFF RETURNS	NO	YDS	AVG	FC	LG	TD
[TOUCHBACK]	3	0	0.0	0	0	0
Total	0	0	0.0	0	0	0

Oakland Raiders

FUMBLES	FUM	LOST	OWN-REC	YDS	TD	FORCED	OPP-REC	YDS	TD	OUT-BDS
D.Carr	1	1	0	0	0	0	0	0	0	0
J.Holton	1	0	0	0	0	0	0	0	0	1
B.Irvin	0	0	0	0	0	1	0	0	0	0
R.Nelson	0	0	0	0	0	1	0	0	0	0
Total	2	1	0	0	0	2	0	0	0	1

Los Angeles Chargers

FUMBLES	FUM	LOST	OWN-REC	YDS	TD	FORCED	OPP-REC	YDS	TD	OUT-BDS
P.Rivers	1	0	1	0	0	0	0	0	0	0
M.Gordon	1	0	0	0	0	0	0	0	0	0
K.Allen	0	0	1	27	1	0	0	0	0	0
D.Philon	0	0	0	0	0	1	0	0	0	0
J.Bosa	0	0	0	0	0	0	1	0	0	0
Total	2	0	2	27	1	1	1	0	0	0

RECORDS

INDIVIDUAL RECORDS

POINTS

Most, Career
1,076 John Carney, 1990-00
918 LaDainian Tomlinson, 2001-09
889 Nate Kaeding, 2004-12

Most, Season
186 LaDainian Tomlinson, 2006
146 Nate Kaeding, 2009
144 Nick Novak, 2013

Most, Season, Rookie
114 Nate Kaeding, 2004
106 Josh Lambo, 2015
Dennis Partee, 1968
94 Herb Travenio, 1965

Most, Game
30 Kellen Winslow at Oak., Nov. 22, 1981
24 (9x) Last: D. Woodhead vs. Mia., Dec. 20, 2015
19 Greg Davis at Oak., Oct. 5, 1997

TOUCHDOWNS

Most Seasons Leading League
3 Lance Alworth, 1964, 1965, 1966
1 LaDainian Tomlinson, 2006

Most, Career
153 LaDainian Tomlinson, 2001-09
114 Antonio Gates, 2003-17
83 Lance Alworth, 1962-70

Most, Season
31 LaDainian Tomlinson, 2006
20 LaDainian Tomlinson, 2005
19 Chuck Muncie, 1981

Most, Game
5 Kellen Winslow at Oak., Nov. 22, 1981
4 (9x) Last: D. Woodhead vs. Mia., Dec. 20, 2015
3 (40x) Last: M. Gordon at Atl., Oct. 26, 2016

Most Consecutive Games
18 LaDainian Tomlinson, 2004-05
10 LaDainian Tomlinson, 2006
9 Antonio Gates, 2009-10
Natrone Means, 1993-94
Lance Alworth, 1963

POINTS AFTER TOUCHDOWN

Most, Career
349 Nate Kaeding, 2004-12
328 Rolf Benirschke, 1977-86
293 John Carney, 1990-00

Most, Season
58 Nate Kaeding, 2006
55 Rolf Benirschke, 1981
54 Nate Kaeding, 2004

Most, Game
7 (6x) Last: Nate Kaeding vs. Den., Dec. 28, 2008
6 (28x) Last: N. Novak vs. Buf., Nov. 19, 2017
5 (51x) Last: J. Lambo vs. Jax., Sept. 10, 2016

Most Consecutive
250 Nate Kaeding, 2004-09
128 Nick Novak, 2011-14
87 Rolf Benirschke, 1983-86

Most Attempts, Career
352 Rolf Benirschke, 1977-86
351 Nate Kaeding, 2004-12
298 John Carney, 1990-00

Most Attempts, Season
61 Rolf Benirschke, 1981
58 Nate Kaeding, 2006
55 Nate Kaeding, 2004
Bob Thomas, 1985

Most Attempts, Game
8 Rolf Benirschke at Oak., Nov. 22, 1981
7 (6x) Last: N. Kaeding vs. Den., Dec. 28, 2008
6 (37x) Last: N. Novak vs. Buf., Nov. 19, 2017

TWO-POINT CONVERSIONS

Most, Career
3 Ronnie Harmon, 1990-95
2 Ladarius Green, 2012-15
Legedu Naanee, 2007-10
Dave Kocourek, 1960-65
1 (17x) Last: Curtis Brinkley, 2011

Most, Season
3 Ronnie Harmon, 1994
2 Ladarius Green, 2015
1 (21x) Last: Mike Tolbert, 2010

Most, Game
2 Ladarius Green vs. Oak., Oct. 25, 2015
1 (24x) Last: C. Brinkley at K.C., Oct. 31, 2011

FIELD GOALS

Most, Career
261 John Carney, 1990-00
180 Nate Kaeding, 2004-12
146 Rolf Benirschke, 1977-86

Most, Season
34 Nick Novak, 2013
John Carney, 1994
32 Nate Kaeding, 2009
31 John Carney, 1993, 1999

Most, Game
6 (3x) Last: G. Davis at Oak., Oct. 5, 1997
5 (11x) Last: N. Kaeding at Oak., Sept. 10, 2012
4 (33x) Last: N. Novak vs. Buf., Nov. 19, 2017

Most, Game, No Misses
6 (3x) Last: G. Davis at Oak., Oct. 5, 1997
5 (10x) Last: N. Kaeding at Oak., Sept. 10, 2012
4 (23x) Last: J. Lambo at Atl., Oct. 23, 2016

Highest Percentage, Career (min. 100 att.)
87.0 Nate Kaeding, 2004-12 (180 of 207)
84.6 Nick Novak, 2011-14, 17 (110 of 130)
81.6 John Carney, 1990-00 (261 of 320)

Highest Percentage, Season (min. 14 att.)
91.9 Nick Novak, 2013 (34 of 37)
91.4 Nate Kaeding, 2009 (32 of 35)
90.5 John Carney, 1990 (19 of 21)

Most Consecutive
32 Nick Novak, 2013-14
29 John Carney, 1992-93
22 Nate Kaeding, 2009-10

Most Attempts, Career
320 John Carney, 1990-00
208 Rolf Benirschke, 1977-86
207 Nate Kaeding, 2004-12

Most Attempts, Season
40 John Carney, 1993
38 John Carney, 1994
37 Nick Novak, 2013

Most Attempts, Game
7 D. Van Raaphorst at N.Y. Jets, Oct. 8, 1966
6 (6x) Last: S. Christie vs. Den., Dec. 1, 2002
5 (25x) Last: N. Novak vs. Buf., Nov. 19, 2017

Longest
57 Nate Kaeding at T.B., Dec. 21, 2008
55 Nate Kaeding vs. K.C., Nov. 29, 2009
54 (5x) Last: J. Lambo vs. Pit., Oct. 12, 2015

RUSHING YARDS

Most Seasons Leading League
2 LaDainian Tomlinson, 2006, 2007
1 Dick Post, 1968
Paul Lowe, 1965

Most, Career
12,490 LaDainian Tomlinson, 2001-09
4,972 Paul Lowe, 1960-68
4,297 Marion Butts, 1989-93

Most, Season
1,815 LaDainian Tomlinson, 2006
1,683 LaDainian Tomlinson, 2002
1,645 LaDainian Tomlinson, 2003

Most, Game
243 L. Tomlinson vs. Oak., Dec. 28, 2003
220 L. Tomlinson vs. Den., Dec. 1, 2002
217 L. Tomlinson vs. N.E., Sept. 29, 2002
Gary Anderson vs. K.C., Dec. 18, 1988

Longest Run
87t Paul Lowe at Dal., Sept. 10, 1961
87t Melvin Gordon at N.E., Oct. 29, 2017
86t Keith Lincoln at Oak.,, Sept. 30, 1962
85t L. Tomlinson vs. K.C., Dec. 17, 2006

RUSHING TOUCHDOWNS

Most Seasons Leading League
3 LaDainian Tomlinson, 2004, '06-07

Most, Career
138 LaDainian Tomlinson, 2001-09
43 Chuck Muncie, 1980-84
38 Paul Lowe, 1960-67

Most, Season
28 LaDainian Tomlinson, 2006
19 Chuck Muncie, 1981
18 LaDainian Tomlinson, 2005

Most, Game
4 LaDainian Tomlinson vs. Oak., Oct. 14, 2007
L. Tomlinson at Cin., Nov. 12, 2006
L. Tomlinson at S.F., Oct. 15, 2006
Chuck Muncie vs. Den., Nov. 29, 1981
Clarence Williams vs. Buf., Sept. 16, 1979
3 (21x), Last: R. Mathews at Den., Jan. 2, 2011
2 (113x) Last: M. Gordon at Atl., Oct. 23, 2016

RUSHING AVERAGE

Highest, Career (minimum 500 att.)
4.90 Paul Lowe, 1960-68
4.71 Keith Lincoln, 1961-66, 68
4.43 Dick Post, 1967-70

Highest, Season (minimum 100 att.)
6.45 Keith Lincoln, 1963
6.29 Paul Lowe, 1960
5.71 Paul Lowe, 1963

Highest, Game (minimum 10 att.)
14.7 Michael Turner at Den., Oct. 7, 2007
13.8 Keith Lincoln at Oak., Sept. 30, 1962
12.7 Keith Lincoln at K.C., Oct. 20, 1963

RUSHING ATTEMPTS

Most Seasons Leading League
1 Paul Lowe, 1965

Most, Career
2,880 LaDainian Tomlinson, 2001-09
1,031 Marion Butts, 1989-93
1,015 Paul Lowe, 1960-68

Most, Season
372 LaDainian Tomlinson, 2002
348 LaDainian Tomlinson, 2006
343 Natrone Means, 1994

Most, Game
39 LaDainian Tomlinson at Oak., Oct. 20, 2002
Marion Butts at K.C., Dec. 17, 1989
37 (3x) Last: L. Tomlinson at Oak., Nov. 21, 2004
36 L. Tomlinson vs. Was., Sept. 9, 2001
Gary Brown at Oak., Oct. 5, 1997

PASS ATTEMPTS

Most Seasons Leading League
1 Philip Rivers, 2015

Most, Career
6,492 Philip Rivers, 2004-17
5,604 Dan Fouts, 1973-87
3,640 John Hadl, 1962-72

Most, Season
661 Philip Rivers, 2015
609 Dan Fouts, 1981
589 Dan Fouts, 1980

Most, Game
65 Philip Rivers at G.B., Oct. 18, 2015
58 Philip Rivers vs. Oak., Oct. 25, 2015
Mark Herrmann at K.C., Dec. 22, 1985
56 Dan Fouts vs. Mia., Nov. 18 1984 (OT)

PASS COMPLETIONS

Most Seasons Leading League
1 Philip Rivers, 2015

Most, Career
4,171 Philip Rivers, 2004-17
3,297 Dan Fouts, 1973-1987
1,824 John Hadl, 1962-1972

Most, Season
437 Philip Rivers, 2015
379 Philip Rivers, 2014
378 Philip Rivers, 2013

Most, Game
43 Philip Rivers at G.B., Oct. 18, 2015
38 Philip Rivers vs. Oak., Oct. 25, 2015
37 Mark Herrmann at K.C., Dec. 22, 1985
Dan Fouts vs. Mia., Nov. 18, 1984 (OT)

Most Consecutive
22 Philip Rivers vs. Det., Sept. 13, 2015 and at Cin., Sept. 20, 2015
16 Philip Rivers vs. Ind., Oct. 14, 2013 and at Jax., Oct. 20, 2013
15 Philip Rivers at G.B., Sept. 23, 2007
Dan Fouts at Cle., Sept. 7, 1981

COMPLETION PERCENTAGE

Most Seasons Leading League
1 Philip Rivers, 2013

Highest, Career (minimum 500 att.)
64.2 Philip Rivers, 2004-17
62.2 Drew Brees, 2001-05
58.8 Dan Fouts, 1973-87

Highest, Season (minimum 140 att.)
69.5 Philip Rivers, 2013
66.5 Philip Rivers, 2014
66.1 Philip Rivers, 2015

Highest, Game (minimum 20 att.)
90.0 Philip Rivers vs. K.C., Nov. 1, 2012 (18 of 20)
88.0 Drew Brees vs. Oak., Oct. 31, 2004 (22 of 25)
86.4 Drew Brees vs. N.Y. Giants, Sept. 25, 2005 (19 of 22)

PASSING YARDS

Most Seasons Leading League
4 Dan Fouts, 1979, 1980, 1981, 1982
3 John Hadl, 1965, 1968, 1971
1 Philip Rivers, 2010

Most, Career
50,348 Philip Rivers, 2004-17
43,040 Dan Fouts, 1973-87
26,938 John Hadl, 1962-72

Most, Season
4,802 Dan Fouts, 1981
4,792 Philip Rivers, 2015
4,715 Dan Fouts, 1980

Most, Game
503 Philip Rivers at G.B., Oct. 18, 2015
455 Philip Rivers at Sea., Sept. 26, 2010
444 Dan Fouts at S.F., Dec. 11, 1982
Dan Fouts vs. N.Y. Giants, Oct. 19, 1980

Most Games 300 Yards or More, Career
57 Philip Rivers, 2004-17
51 Dan Fouts, 1973-87
16 John Hadl, 1962-72

Most Games 300 Yards or More, Season
8 Philip Rivers, 2015
Dan Fouts, 1980
7 Dan Fouts, 1981, 1985
6 Philip Rivers, 2017, 2016, 2012, 2011, 2010
Dan Fouts, 1979

Most Consecutive Games, 300 Yards or More
5 Philip Rivers, 2015
4 Dan Fouts, 1980-81, 1979
3 Philip Rivers, 2017, 2016, 2010-11
Dan Fouts, 1985, 1980
John Hadl, 1967

Most Games 400 Yards or More, Career
9 Philip Rivers, 2004-17
6 Dan Fouts, 1973-87
1 Jim Harbaugh, 1999-00

Longest Completion
99t Stan Humphries at Sea., Sept. 18, 1994
91t Jack Kemp at Den., Nov. 12, 1961
88t Ed Luther vs. Chi., Dec. 3, 1984

TOUCHDOWN PASSES

Most Seasons Leading League
2 John Hadl, 1968, 1971
Dan Fouts, 1981, 1982
1 Philip Rivers, 2008 (tied with Drew Brees)

Most, Career
342 Philip Rivers, 2004-17
254 Dan Fouts, 1973-87
201 John Hadl, 1962-72

Most, Season
34 Philip Rivers, 2008
33 Philip Rivers, 2016
Dan Fouts, 1981
32 Philip Rivers, 2013

Most, Game
6 Dan Fouts at Oak., Nov. 22, 1981
5 (4x) Last: Drew Brees vs. Oak., Oct. 31, 2004
4 (28x) Last: Philip Rivers at Oak., Oct. 9, 2016

Most Consecutive Games
28 Philip Rivers, 2012-14
23 Philip Rivers, 2009-10
20 Dan Fouts, 1979-80

INTERCEPTIONS THROWN

Most Seasons Leading League
1 Philip Rivers, 2016
John Hadl, 1968

Most, Career
242 Dan Fouts, 1973-87
211 John Hadl, 1962-72
166 Philip Rivers, 2004-17

Most, Season
32 John Hadl, 1968
26 John Hadl, 1972
25 John Hadl, 1971
Jack Kemp, 1960

Most, Game
6 Ed Luther vs. Was., Oct. 31, 1983
John Hadl vs. K.C., Dec. 8, 1968
5 (9x) Last: C. Whelihan at Sea., Dec. 13, 1998
4 (32x) Last: P. Rivers vs. Mia., Nov. 13, 2016

Fewest, Season (minimum 150 att.)
3 Ed Luther, 1984 (151 att.)
4 Doug Flutie, 2003 (167 att.)
John Friesz, 1993 (238 att.)
6 Stan Humphries, 1997 (225 att.)

Most Consecutive Attempts, None Intercepted
194 Drew Brees, Oct. 17-Dec. 5, 2004
170 Philip Rivers, Nov. 27-Dec. 24
168 Dan Fouts, Sept. 27-Oct. 25, 1981

Lowest Percentage, Season (minimum 150 att.)
1.7 John Friesz, 1993
Philip Rivers, 2017
1.8 Drew Brees, 2004
1.9 Philip Rivers, 2009

PASSER RATING

Most Seasons Leading League
1 Philip Rivers, 2008

Highest, Career (minimum 500 att.)
94.8 Philip Rivers, 2004-17
84.9 Drew Brees, 2001-05
80.2 Dan Fouts, 1973-87

Highest, Season (minimum 300 att.)
105.5 Philip Rivers, 2013, 2008
104.8 Drew Brees, 2004
104.4 Philip Rivers, 2009

Highest, Game (minimum 20 att.)
157.1 Dan Fouts at Cle., Sept. 7, 1981
153.1 Drew Brees vs. Oak., Oct. 31, 2004
150.5 Philip Rivers vs. S.F., Dec. 16, 2010

RECEIVING YARDS

Most Seasons Leading League
3 Lance Alworth, 1965, 1966, 1969

Most, Career
11,508 Antonio Gates, 2003-17
9,584 Lance Alworth, 1962-70
9,203 Charlie Joiner, 1976-86

Most, Season
1,602 Lance Alworth, 1965
1,393 Keenan Allen, 2017
1,383 Lance Alworth, 1966

Most, Game
260 Wes Chandler vs. Cin., Dec. 20, 1982
243 Wes Chandler vs. Sea., Sept. 15, 1985
232 Lance Alworth at K.C., Oct. 20, 1963

Average per Catch, Career (minimum 250 rec.)
19.4 Lance Alworth, 1962-70
18.6 Gary Garrison, 1966-76
17.5 Vincent Jackson, 2005-11

Average per Catch, Season (minimum 35 rec.)
23.2 Lance Alworth, 1965
22.9 Gary Garrison, 1970
21.2 Gary Garrison, 1968, 1971

Longest Reception
99t Tony Martin at Sea., Sept. 18, 1994
91t Keith Lincoln at Den., Nov. 12, 1961
88t Bobby Duckworth at Chi., Dec. 3, 1984

RECEPTIONS

Most Seasons Leading League
3 Lance Alworth, 1966, 1968, 1969
2 Kellen Winslow, 1980, 1981

Most, Career
923 Antonio Gates, 2003-17
586 Charlie Joiner, 1976-86
541 Kellen Winslow, 1979-87

Most, Season
102 Keenan Allen, 2017
100 LaDainian Tomlinson, 2003
90 Tony Martin, 1995
89 Antonio Gates, 2005
Kellen Winslow, 1980

Most, Game
15 Keenan Allen vs. Det., Sept. 13, 2015
Kellen Winslow at G.B., Oct. 7, 1984
14 Keenan Allen at G.B., Oct. 18, 2015
David Boston at Jax., Oct. 5, 2003
Kellen Winslow vs. K.C., Dec. 11, 1983
13 (6x) Last: A. Gates vs. Mia., Dec. 11, 2005

Most Consecutive Games With a Catch
96 Lance Alworth, 1962-69
80 Antonio Gates, 2003-08
78 Charlie Joiner, 1978-84

RECEIVING TOUCHDOWNS

Most Seasons Leading League
3 Lance Alworth, 1964, 1965, 1966

Most, Career
114 Antonio Gates, 2003-17
81 Lance Alworth, 1962-70
58 Gary Garrison, 1966-76

Most, Season
14 Tony Martin, 1996
Lance Alworth, 1965
13 (5x) Last: Antonio Gates, 2004
12 Antonio Gates, 2014
Gary Garrison, 1970

Most, Game
5 K. Winslow at Oak., Nov. 22, 1981
4 Lance Alworth at Den., Dec. 1, 1968
3 (14x) Last: D. Woodhead vs. Mia., Dec. 20, 2015

Most Consecutive Games
9 Antonio Gates, 2009-10
Lance Alworth, 1963
6 John Jefferson, 1980
Lance Alworth, 1964, 1967
5 Lance Alworth, 1965-66

SCRIMMAGE YARDS

Most, Career
16,445 LaDainian Tomlinson, 2001-09
11,508 Antonio Gates, 2003-17
9,721 Lance Alworth, 1962-70

Most, Season
2,370 LaDainian Tomlinson, 2003
2,323 LaDainian Tomlinson, 2006
2,172 LaDainian Tomlinson, 2002

Most, Game
271 L. Tomlinson vs. Den., Dec. 1, 2002
261 Melvin Gordon vs. Ten., Nov. 6, 2016
260 L. Tomlinson vs. Oak., Dec. 28, 2003
Wes Chandler vs. Cin., Dec. 20, 1982

INTERCEPTIONS BY

Most Seasons Leading League
1 Casey Hayward, 2016
Antonio Cromartie, 2007

Most, Career
42 Gill Byrd, 1983-92
29 Dick Harris, 1960-65
26 Rodney Harrison, 1994-02

Most, Season
10 Antonio Cromartie, 2007
9 Charlie McNeil, 1961
8 (4x) Last: Ryan McNeil, 2001

Most, Game
3 A. Cromartie vs. Ind., Nov. 11, 2007
Dwayne Harper vs. Oak., Nov. 27, 1995
Pete Shaw at Cin., Nov. 2, 1980
Clarence Duren at Mia., Oct. 30, 1977
Chris Fletcher at Den., Nov. 30, 1975
J. Beauchamp vs. Den., Sept. 24, 1972
Leslie Duncan at Oak., Sept. 25, 1966
Bud Whitehead at Buf., Oct. 10, 1965
Dick Harris at Buf., Nov. 17, 1963
Charlie McNeil vs. Hou., Sept. 24, 1961
C. McNeil vs. N.Y. Titans, Dec. 18, 1960
2 (84x) Last: C. Hayward vs. Buf., Nov. 19, 2017

Most Consecutive Games
5 Charlie McNeil, 1961
4 (4x) Last: Greg Jackson, 1998
3 (18x) Last: Stephen Cooper, 2008

INTERCEPTION RETURN YARDS

Most Seasons Leading League
1 Charlie McNeil, 1961

Most, Career
546 Gill Byrd, 1983-92
502 Charlie McNeil, 1960-64
477 Kenny Graham, 1964-69

Most, Season
349 Charlie McNeil, 1961
224 Stanley Richard, 1994
166 Vencie Glenn, 1987

Most, Game
177 Charlie McNeil vs. Hou., Sept. 24, 1961
106 Woodrow Lowe vs. Pit., Nov. 18, 1979
103 Vencie Glenn vs. Den., Nov. 29, 1987
Longest Return
103t Vencie Glenn vs. Den., Nov. 29, 1987
102t Donald Frank at L.A. Raiders, Oct. 31, 1993
100t Leslie Duncan vs. K.C., Oct. 15, 1967

INTERCEPTION RETURN TOUCHDOWNS

Most, Career
5 Kenny Graham, 1964-69
Dick Harris, 1960-65
4 Woodrow Lowe, 1976-86
3 Eric Weddle, 2007-15
Joe Beauchamp, 1966-75
Most, Season
3 Dick Harris, 1961
2 (9x) Last: Demorrio Williams, 2012
1 (73x) Last: Desmond King, 2017
Most, Game
1 (94x) Last: D. King at Dallas Nov. 23, 2017

SACKS

Most Seasons Leading League
1 Shawne Merriman, 2006
Most, Career
105.5 Leslie O'Neal, 1986-95
69.5 Shaun Phillips, 2004-12
67.0 Gary Johnson, 1975-84
Most, Season
17.5 Gary Johnson, 1980
17.0 S. Merriman, 2006
Leslie O'Neal, 1992
Steve DeLong, 1969
15.5 Fred Dean, 1978
Most, Game (since 1982)
5 Leslie O'Neal vs. Dal., Nov. 16, 1986
4 (5x) Last: A. Barnes vs. Bal., Dec. 18, 2011
3.5 (3x) Last: K. Reyes at N.Y. Jets, Dec. 23, 2012

PUNTS

Most, Career
771 Darren Bennett, 1995-03
756 Mike Scifres, 2003-15
519 Dennis Partee, 1968-75
Most, Season
95 Darren Bennett, 1998
92 Darren Bennett, 2000
89 Darren Bennett, 1997, 1999
Most, Game
11 (5x), Last: D. Bennett at Oak., Oct. 11, 1998
10 (10x) Last: D. Kaser at Jax., Nov. 12, 2017
9 (14x) Last: D. Kaser at NYJ., Dec. 24, 2017

PUNT YARDS

Most, Career
34,152 Mike Scifres, 2003-15
33,776 Darren Bennett, 1995-03
21,417 Dennis Partee, 1968-75
Most, Season
4,248 Darren Bennett, 2000
4,174 Darren Bennett, 1998
3,972 Darren Bennett, 1997
Most, Game
522 Darren Bennett at Oak., Oct. 11, 1998
493 Mike Scifres at Den., Nov. 18, 2012
492 Dennis Partee at K.C., Nov. 10, 1974
Longest Punt
82 Paul Maguire vs. Dal., Nov. 19, 1961
73 Dennis Partee at Den., Oct. 17, 1971
72 Mike Scifres at Buf., Sept. 21, 2014

PUNTING AVERAGE

Highest, Career (minimum 100 att.)
47.3 Drew Kaser, 2016-17
45.2 Mike Scifres, 2003-15
43.8 Darren Bennett, 1995-03
Highest, Season (minimum 50 att.)
48.3 Mike Scifres, 2012
48.1 Drew Kaser, 2017
46.7 Mike Scifres, 2010
Highest, Game (minimum 4 att.)
59.5 Mike Scifres at St. L., Oct. 17, 2010
Darren Bennett at Pit., Oct. 1, 1995
57.0 Drew Kaser at Den., Oct. 30, 2016
Mike Scifres vs. K.C., Oct. 19, 2014
Darren Bennett at K.C., Sept. 17, 2000
56.7 Darren Bennett at Den., Oct. 6, 1996

PUNT RETURN YARDS

Most Seasons Leading League
1 Leslie "Speedy" Duncan, 1965
Most, Career
2,388 Mike Fuller, 1975-80
1,651 Leslie "Speedy" Duncan, 1964-70
1,407 Darrien Gordon, 1983-96
Most, Season
537 Darrien Gordon, 1996
489 Eric Metcalf, 1997
475 Darrien Gordon, 1994
Most, Game
168 Eric Metcalf at Cin., Nov. 2, 1997
136 Mike Fuller at Buf., Nov. 21, 1976
133 Andre Coleman at Phi., Sept. 17, 1995
Longest Return
95t L. Duncan vs. N.Y. Jets, Nov. 24, 1968
90t D. Gordon at L.A. Raiders, Sept. 25, 1994
88t A. Coleman at Phi., Sept. 17, 1995
Mike Fuller at N.O., Oct. 9, 1977

PUNT RETURN AVERAGE

Most Seasons Leading League
2 Leslie "Speedy" Duncan, 1965, 1966
Highest, Career (minimum 50 ret.)
13.7 Darrien Gordon, 1993-96
12.0 Leslie "Speedy" Duncan, 1964-70
11.3 Mike Fuller, 1975-80
Highest, Season (minimum 20 ret.)
15.5 Leslie "Speedy" Duncan, 1965
14.9 Darrien Gordon, 1996
13.2 (4x), Last: Darrien Gordon, 1994

PUNT RETURN TOUCHDOWNS

Most, Career
4 Leslie "Speedy" Duncan, 1964-70
3 Eric Metcalf, 1997
Darrien Gordon, 1993-96
2 (4x) Last: Darren Sproles, 2005-10
Most, Season
3 Eric Metcalf, 1997
2 (3x) Last: Darrien Gordon, 1994
1 (17x) Last: Travis Benjamin, 2017
Most, Game
2 Eric Metcalf at Cin.,, Nov. 2, 1997
1 (23x) Last: T. Benjamin vs. Den., Oct. 22, 2017

PUNT RETURNS

Most Seasons Leading League
1 Leslie Duncan, 1965
Most, Career
212 Mike Fuller, 1975-80
138 Leslie "Speedy" Duncan, 1964-70
124 Lionel James, 1984-88
Most, Season
46 Mike Fuller, 1979
45 Eric Metcalf, 1997
39 Mike Fuller, 1978
Most, Game
8 (4x) Last: L. Johnson at Det., Dec. 7, 2003
7 (4x) Last: M. Fuller at Hou., Dec. 17, 1978
6 (9x) Last: J. Herndon vs. Mia., Dec. 20, 2015
Most Fair Catches, Season
25 Travis Benjamin, 2017
24 Kenny Graham, 1969
19 Chris Penn, 1999
Darrien Gordon, 1994
Most Fair Catches, Game
6 Phil McConkey at K.C., Dec. 17, 1989
5 Jeff Graham at Oak., Sept. 3, 2000
Kenny Graham vs. Cin., Oct. 4, 1969
Travis Benjamin vs. Den., Oct. 22, 2017
4 (12x), Last: T. Benjamin at NYJ., Dec. 24, 2017

KICKOFF RETURN YARDS

Most, Career
6,469 Darren Sproles, 2005-10
3,997 Ronney Jenkins, 2000-02
3,914 Andre Coleman, 1994-96
Most, Season
1,541 Ronney Jenkins, 2001
1,531 Ronney Jenkins, 2000
1,528 Darren Sproles, 2005
Most, Game
250 Ronney Jenkins, at Oak., Nov. 18, 2001
221 Ronney Jenkins vs. N.O., Sept. 10, 2000
215 Richard Goodman at Oak., Jan. 1, 2012
Longest Return
105t Richard Goodman at Oak., Jan. 1, 2012
103t Darren Sproles at Den., Sept. 14, 2008
Keith Lincoln vs. N.Y. Titans, Sept. 16, 1962
99t Micheal Spurlock vs. Oak., Dec. 30, 2012

KICKOFF RETURN AVERAGE

Highest, Career (minimum 75 ret.)
25.3 Leslie "Speedy" Duncan, 1964-70
25.1 Darren Sproles, 2005-10
24.2 Ronney Jenkins, 2000-02
Highest, Season (minimum 10 ret.)
29.7 Antonio Cromartie, 2006
28.4 Keith Lincoln, 1962
28.0 Leslie "Speedy" Duncan, 1969

KICKOFF RETURN TOUCHDOWNS

Most, Career
4 Andre Coleman, 1994-96
3 Ronney Jenkins, 2000-02
2 Darren Sproles, 2005-08
Anthony Miller, 1988-93
Most, Season
2 (3x) Last: Ronney Jenkins, 2001
1 (13x) Last: Micheal Spurlock, 2012
Most, Game
1 (19x) Last: M. Spurlock vs. Oak., Dec. 30, 2012

KICKOFF RETURNS

Most, Career
258 Darren Sproles, 2005-10
166 Andre Coleman, 1994-96
165 Ronney Jenkins, 2000-02
Most, Season
67 Ronney Jenkins, 2000
63 Darren Sproles, 2005
62 Andre Coleman, 1995
Most, Game
8 (5x) Last: D. Sproles at N.O. (at London), Oct. 26, 2008
7 (13x) Last: D. Sproles vs. Den., Oct. 19, 2009
6 (36x) Last: R. Goodman at Oak., Jan. 1, 2012

COMBINED KICKOFF AND PUNT RETURN YARDS

Most, Career
7,404 Darren Sproles, 2005-10
5,037 Leslie "Speedy" Duncan, 1964-70
4,240 Andre Coleman, 1994-96
Most, Season
1,737 Andre Coleman, 1995
1,636 Darren Sproles, 2005
1,625 Darren Sproles, 2008

COMBINED KICKOFF AND PUNT RETURNS

Most, Career
372 Darren Sproles, 2005-10
289 Mike Fuller, 1975-80
272 Leslie "Speedy" Duncan, 1964-70
Most, Season
90 Andre Coleman, 1995
81 Darren Sproles, 2005
80 Darren Sproles, 2009

SERVICE

Most Seasons, Active Player
17 David Binn, 1994-10
15 Dan Fouts, 1973-87
Antonio Gates, 2003-17
Russ Washington, 1968-82
14 Don Macek, 1976-89
Philip Rivers, 2004-17
Doug Wilkerson, 1971-84
Most Games
256 David Binn, 1994-10
220 Antonio Gates, 2003-16
200 Junior Seau, 1990-02
Russ Washington, 1968-82
Most Consecutive Games
192 Philip Rivers, 2005-17
179 David Binn, 1994-10
178 Russ Washington, 1968-80
Most Consecutive Starts
192 Philip Rivers, 2006-17
148 Russ Washington, 1970-80
140 Walt Sweeney, 1964-73

TEAM RECORDS

GAMES WON

Most, Season
14 2006
13 2009
12 1961, 1979, 2004

Fewest, Season
1 2000
2 1973, 1975
4 1962, 1972, 1986, 1991, 1997, 2003, 2015

Most Consecutive
15 Nov. 27, 1960–Dec. 3, 1961
11 Oct. 25, 2009–Jan. 3, 2010
Oct. 29, 2006–Sept. 9, 2007
8 (4x) Last: Oct. 24–Dec. 19, 2004

Most Consecutive at Home
10 Nov. 5, 1978–Nov. 25, 1979
9 Sept. 17, 2006–Sept. 9, 2007
Nov. 27, 1960–Dec. 9, 1961
8 Oct. 4, 1992–Sept. 19, 1993

Most Consecutive on Road
11 Oct. 2, 1960–Nov. 12, 1961
6 Oct. 25, 2009–Dec. 25, 2009
Nov. 4, 1979–Sept. 28, 1980
5 Jan. 2, 1994–Oct. 16, 1994

Most Consecutive at Start of Season
11 1961
6 1994
4 1966, 1980, 2002

GAMES LOST

Most, Season
15 2000
12 1975, 1986, 1991, 1997, 2003, 2015
11 1973, 1998, 2001, 2016

Fewest, Season
2 1961, 1965, 2006
3 2009, 1963, 1982†
4 1960, 1979, 2004

Most Consecutive
11 Sept. 3, 2000–Nov. 19, 2000
Sept. 21, 1975–Nov. 30, 1975
9 Dec. 8, 2002–Oct. 5, 2003
Nov. 4, 2001–Dec. 30, 2001
Dec. 4, 2016–Oct. 1, 2017
8 (5x) Last: Dec. 4, 2016–Sept. 24, 2017

Most Consecutive at Home
7 Nov. 13, 2016–Oct 1, 2017
6 (3x) Last: Nov. 13, 2016–Sept. 24, 2017
5 (6x) Last: Nov. 13, 2016–Sept. 17, 2017

Most Consecutive on Road
11 Oct. 6, 1985–Oct. 26, 1986
8 (3x) Last: Sept. 3, 2000–Dec. 17, 2000
7 Nov. 10, 2002–Oct. 5, 2003
Sept. 20, 1998–Dec. 27, 1998

Most Consecutive on Road Without Victory (Ties incl.)
14 Nov. 22, 1970–Nov. 19, 1972

POINTS

Most, Season
492 2006
478 1981
467 1985

Most, Game
58 vs. Denver, Dec. 22, 1963
55 at Oakland, Nov. 22, 1981
vs. Denver, Oct. 20, 1968
54 vs. Pittsburgh, Dec. 8, 1985
vs. Buffalo, Nov. 19, 2017

Most Game, Both Teams
98 vs. Pittsburgh, Dec. 8, 1985
93 vs. N.Y. Titans, Dec. 18, 1960
90 at Cincinnati, Nov. 12, 2006

Most, Half
42 Nov. 12, 2006 at Cincinnati (second half)
41 Nov. 5, 1961 vs. N.Y. Titans (second half)
37 Nov. 19, 2017 vs. Buffalo (first half)

Most, Quarter
28 at Kansas City, Nov. 15, 1964 (second quarter)
vs. N.Y. Titans, Nov. 5, 1961 (third quarter)
vs. Houston, Sept, 24, 1961 (second quarter)

Most, Quarter, Both Teams
38 at Denver, Sept. 14, 2008 (2Q)
at Kansas City, Oct. 19, 1986 (2Q)
at Denver, Oct. 6, 1963 (2Q)
at Boston, Oct. 7, 1961 (2Q)

Fewest, Season
188 1973
189 1975
212 1974

Fewest, Game
0 (28x) Last: at Miami, Nov. 2, 2014

Most Consecutive Games Not Shutout
240 Nov. 7, 1999–Nov. 2, 2014
121 Sept. 7, 1962–Nov. 2, 1969

TOUCHDOWNS

Most, Season
61 1981
60 1985
59 2006

Most, Game
8 vs. Pittsburgh, Dec. 8, 1985
at Oakland, Nov. 22, 1981
7 (8x) Last: vs. Denver, Dec. 28, 2008
6 (35x) Last: vs. Buffalo, Nov. 19, 2017

Fewest, Season
22 1973, 1975
23 1998
25 1977, 1999

POINTS AFTER TOUCHDOWN

Most, Season
58 2006
55 1981
54 2004

Most, Game
7 (7x) Last: vs. Denver, Dec. 28, 2008
6 (28x) Last: vs. Buffalo, Nov. 19, 2017
5 (50x) Last: vs. Jacksonville, Sept. 18, 2016

Fewest, Season
19 1973, 1998
20 1975
21 1977

TWO-POINT CONVERSIONS

Most, Season
3 1994
2 1962, 1963, 1968, 1998, 2003, 2008, 2010, 2015
1 1961, 1964, 1995, 1999, 2002, 2006, 2011

Most, Game – (since 1994)
2 vs. Oakland, Oct. 25, 2015
1 (15x) Last: at Kansas City, Oct. 31, 2011

Most Attempts, Season
7 1994
5 2008
4 1995, 1998, 2000

Most Attempts, Game – (since 1994)
3 at Denver, Sept. 4, 1994
2 (4x) Last: vs. Oakland, Oct. 25, 2015
1 (34x) Last: at Carolina, Dec. 11, 2016

FIELD GOALS

Most, Season
34 1994, 2013
32 2009
31 1993, 1999

Most, Game
6 (3x) Last: at Oakland, Oct. 5, 1997
5 (11x) Last: at Oakland, Sept. 10, 2012
4 (34x) Last: vs. Cleveland, Dec. 3, 2017

Most Attempts, Season
43 2001
40 1993
38 1994

Most Attempts, Game
7 at N.Y. Jets, Oct. 8, 1966
6 (6x) Last: vs. Buffalo, Nov. 19, 2017
5 (26x) Last: vs. Cleveland, Dec. 3, 2017

Most, Game, Both Teams
9 vs. Kansas City, Sept. 29, 1996
8 at Indianapolis, Nov. 3, 1996
vs. New England, Nov. 9, 1975
7 (15x) Last: at Atlanta, Oct. 23, 2016

Most Attempts, Game, Both Teams
10 (4x) Last: vs. Seattle, Dec. 12, 1999
9 (3x) Last: vs. Denver, Dec. 1, 2002
8 (22x) Last: at Atlanta, Oct. 23, 2016

Fewest Made, Season
6 1974
10 1976
12 1964, 1970, 1973, 1975

Fewest Attempts, Season
16 1974
19 1970
20 1962, 1976, 1988, 2003

FIRST DOWNS

Most, Season
380 1985
379 1981
374 1984

Most, Game
35 at Kansas City, Oct. 19, 1986
34 vs. Miami, Nov. 18, 1984 (OT)
vs. Cincinnati, Dec. 20, 1982
33 at Philadelphia, Sept. 15, 2013
vs. Oakland, Oct. 31, 2004

Most, Game, Both Teams
62 vs. Seattle, Sept. 15, 1985
58 vs. Seattle, Dec. 29, 2002 (OT)
at Cincinnati, Sept. 22, 1985
vs. Miami, Nov. 18, 1984 (OT)
57 at New England, Sept. 18, 2011
at San Francisco, Dec. 11, 1982

Fewest, Season
198 1973, 1975
208 1961
217 1962

Fewest, Game
3 at Denver, Nov. 30, 1975
5 at Denver, Nov. 16, 2003
vs. Oakland, Oct. 5, 1970
6 vs. Pittsburgh, Dec. 24, 2000
at Seattle, Nov. 22, 1987

Most by Rushing, Season
137 2006
131 2004
127 1965, 1981

Most by Rushing, Game
19 vs. Oakland, Nov. 27, 1960
18 vs. Houston, Oct. 3, 1965
17 (3x) Last: vs. Denver, Dec. 28, 2008

Fewest by Rushing, Game
0 vs. Oakland, Dec. 5, 2010
at Oakland, Nov. 14, 1999
1 (17x) Last: at Indianapolis, Sept. 25, 2016
2 (50x) Last: at Cleveland, Dec. 24, 2016

Most by Passing, Season
259 1985
244 1980
240 1984

Most by Passing, Game
27 vs. Seattle, Sept. 15, 1985
26 at Green Bay, Oct. 18, 2015
23 vs. Cincinnati, Dec. 20, 1982
vs. N.Y. Giants, Oct. 19, 1980

Fewest by Passing, Season
89 1975
93 1973
110 1961

Fewest by Passing, Game
0 at Kansas City, Sept. 20, 1998
1 at Denver, Nov. 30, 1975 (OT)
2 (3x) Last: at Denver, Nov. 16, 2003

Most by Penalty, Season
39 2013
37 2004, 2014
36 2016

Most by Penalty, Game
7 vs. Tennessee, Nov. 13, 2016
vs. Baltimore, Nov. 15, 1998
vs. Denver, Nov. 30, 1997
6 (5x) Last: at Baltimore, Nov. 30, 2014
5 (19x) Last: vs. Tennessee, Nov. 6, 2016

Fewest by Penalty, Season
11 1975
12 1964
13 1968

NET YARDS GAINED

Most, Season
6,744 1981
6,535 1985
6,410 1980
Most, Game
661 vs. Cincinnati, Dec. 20, 1982
593 vs. L.A. Raiders, Nov. 10, 1985
581 vs. Denver, Oct. 20, 1968
Most, Game, Both Teams
1,102 vs. Cincinnati, Dec. 20, 1982
1,057 vs. Denver, Oct. 20, 1968
1,050 at Philadelphia, Sept. 15, 2013
Fewest, Season
3,411 1975
3,622 1973
3,953 1970
Fewest, Game
70 at Denver, Nov. 2, 1969
93 vs. Oakland, Oct. 5, 1975
96 at Denver, Nov. 16, 2003
Most Total Offensive Plays, Season
1,154 1984
1,135 1980
1,129 1981
Fewest Total Offensive Plays, Season
617 1982†
753 1963
759 1964

RUSHING

Most Attempts, Season
590 1978
525 2004
522 2006
Most Attempts, Game
58 vs. Oakland, Nov. 20, 1977
53 (4x) Last: vs. Detroit, Dec. 16, 2007
51 at Kansas City, Sept. 12, 1983
Fewest Attempts, Season
267 1982†
351 2000
361 1966
Most Yards, Season
2,578 2006
2,257 1990
2,248 1991
Most Yards, Game
289 vs. Denver, Dec. 28, 2008
287 vs. N.Y. Jets, Oct. 13, 1963
274 vs. Detroit, Dec. 16, 2007
Fewest Yards, Game
2 vs. Boston, Dec. 17, 1961
3 vs. Dallas Texans, Nov. 19, 1961
11 vs. Buffalo, Nov. 20, 1960
Most Touchdowns, Season
32 2006
26 1981
25 1979
Fewest Touchdowns, Season
4 2012, 2015
5 1997
6 2014
Most Touchdowns, Game
5 (4x) Last: vs. Denver, Dec. 28, 2008
4 (22x) Last: at Tennessee, Dec. 25, 2009
3 (46x) Last: vs. Baltimore, Dec. 18, 2011

RUSHING AVERAGE

Highest, Season
5.6 1963
5.1 2003
4.9 2006
Highest, Game
8.52 vs. N.Y. Jets, Dec. 24, 1967
8.44 vs. Denver, Dec. 22, 1963
8.26 vs. Cleveland, Nov. 5, 2006

PASSING

Most Attempts, Season
667 2015
662 1984
635 1983
Most Attempts, Game
65 at Green Bay, Oct. 18, 2015
at Kansas City, Oct. 19, 1986
58 vs. Oakland, Oct. 25, 2015
at Kansas City, Dec. 22, 1985
56 vs. Miami, Nov. 18, 1984, (OT)
Fewest Attempts, Season
337 1975
338 1982†
349 1974
Fewest Attempts, Game
6 at Cleveland, Dec. 19, 2004
10 vs. Kansas City, Dec. 18, 1988
11 (2x) Last: vs. Houston, Oct. 28, 2007
Most Completions, Season
442 2015
401 1984
386 1985
Most Completions, Game
43 at Green Bay, Oct. 18, 2015
38 vs. Oakland, Oct. 25, 2015
37 (3x) Last: at Kansas City, Oct. 19, 1986
Fewest Completions, Game
1 at Kansas City, Sept. 20, 1998
3 vs. Oakland, Oct. 5, 1975
4 at Cleveland, Dec. 19, 2004
vs. Kansas City, Nov. 2, 1986
Most Net Yards Gained, Season
4,870 1985
4,739 1981
4,661 1983
Most Net Yards Gained, Game
494 vs. Seattle, Sept. 15, 1985
488 at Green Bay, Oct. 18, 2015
486 vs. Cincinnati, Dec. 20, 1982
Fewest Net Yards Gained, Season
1,610 1975
1,808 1973
2,244 1977
Fewest Net Yards Gained, Game
–22 vs. Oakland, Oct. 5, 1975
–19 at Kansas City, Sept. 20, 1998
7 at Washington, Sept. 16, 1973
Most Touchdowns, Season
37 1985
34 1981, 2008
33 2016
Fewest Touchdowns, Season
7 1975
9 1973
11 1977, 1988, 1998
Most Touchdowns, Game
7 at Oakland, Nov. 22, 1981
5 (9x) Last: vs. Oakland, Oct. 31, 2004
4 (29x) Last: at Oakland, Oct. 9, 2016
Most Had Intercepted, Season
34 1962, 1998
33 1968, 1983, 1986
30 1964, 1973, 1978, 1985, 2000
Most Had Intercepted, Game
7 at Seattle, Dec. 13, 1998
vs. Kansas City, Dec. 8, 1968
6 (6x) Last: vs. Green Bay, Oct. 24, 1999
5 (14x) Last: at Denver, Dec. 27, 1987
Fewest Had Intercepted, Season
8 2004
9 2006
10 2009

SACKED ATTEMPTING TO PASS

Most Times, Season
57 1970
53 2000
51 1997
Fewest Times, Season
11 1967
12 1982†
18 1968, 2017
Most Times Sacked Opponent, Season
62 1986
61 2006
60 1980
Most Times Sacked Opponent, Game
11 at New York Jets, Dec. 23, 2012
vs. Dallas, Nov. 16, 1986
10 vs. Green Bay, Sept. 24, 1978
9 (5x) Last: at Cleveland, Dec. 24, 2016

PUNTS

Most, Season
95 1998
92 2000
90 1997
Most, Game
11 (5x) Last: at Oakland, Oct. 11, 1998
10 (11x) Last: at Jacksonville, Nov. 12, 2017
9 (12x) Last: at New York Jets, Dec. 24, 2017
Fewest, Season
23 1982†
45 1972
47 2011
Fewest, Game
0 (6x) Last: at Dallas, Nov. 23, 2017
1 (35x) Last: vs. Kansas City, Jan. 1, 2017
2 (77x) Last: vs. Cleveland, Dec. 3, 2017
Fewest, Game, Both Teams
1 (2x) Last: at Oakland, Jan. 1, 2012
2 (7x) Last: vs. Kansas City, Jan. 1, 2017
3 (15x) Last: vs. Kansas City, Nov. 1, 2012

PUNT YARDS

Most, Season
4,248 2000
4,174 1998
3,972 1997
Most, Game
522 at Oakland, Oct. 11, 1998
493 at Denver, Nov. 18, 2012
492 at Kansas City, Nov. 10, 1974
Fewest, Season
868 1982†
1,813 1972
2,234 2011
Highest Average, Season
48.1 2017
47.5 2011
46.6 2012
Lowest Average, Season
36.3 1978
36.5 1979
36.8 1975

PUNT RETURNS

Most, Season
57 1978
52 1979
49 2003
Most, Game
8 (4x) Last: at Detroit, Dec. 7, 2003
7 (7x) Last: at Houston, Dec. 7, 1978
6 (13x) Last: vs. Miami, Dec. 20, 2015
Fewest, Season
12 1982†
20 2015
21 1966
Most Fair Catches, Season
32 1969
26 2015, 2017
25 1991, 1999
Most Fair Catches, Game
6 at Kansas City, Dec. 17, 1989
vs. Chicago, Dec. 4, 1978
5 at Oakland, Sept. 3, 2000
vs. Cincinnati, Oct. 4, 1969
vs. Denver, Oct. 22, 2017
4 (11x) Last: at New York Jets, Dec. 24, 2017
Fewest Fair Catches, Season
0 1960, 1961, 1962, 1963, 1964, 1965, 1975
1 1976
3 1977

PUNT RETURN YARDS

Most, Season
590 1978
559 1996
542 1998
Most, Game
168 at Cincinnati, Nov. 2, 1997
151 vs. Kansas City, Sept. 20, 1965
139 vs. New York Titans, Nov. 5, 1961
Fewest, Season
84 2015
138 1982†
166 2013

Highest Average, Season
15.5 1961
14.7 1996
13.4 1965
Lowest Average, Season
4.2 2015
5.6 1970
5.8 1971

PUNT RETURN TOUCHDOWNS

Most, Season
3 1997
2 1965, 1973, 1990, 1994
1 (14x) Last: 2017
Most, Game
2 at Cincinnati, Nov. 2, 1997
1 (23x) Last: vs. Denver, Oct. 22, 2017

KICKOFF RETURNS

Most, Season
84 2003
83 2000
75 1997
Most, Game
9 (7x) Last: vs. New York Jets, Nov. 3, 2002
8 (15x) Last: at New Orleans (at London), Oct. 26, 2008
7 (51x) Last: at Seattle, Sept. 26, 2010
Most, Game, Both Teams
17 vs. Pittsburgh, Dec. 8, 1985
16 vs. New York Titans, Dec. 18, 1960
15 (3x) Last: at New York Giants, Oct. 2, 1983

KICKOFF RETURN YARDS

Most, Season
1,804 2003
1,792 2000
1,716 2001
Most, Game
269 at Oakland, Nov. 18, 2001
242 vs. Atlanta, Oct. 21, 1973
232 vs. Kansas City, Dec. 13, 1964
Fewest, Season
474 2017
508 2016
577 2014
Highest Average, Season
26.0 2001
25.6 2011
25.5 2007
Lowest Average, Season
16.5 1961
17.5 1986
18.0 1992

KICKOFF RETURN TOUCHDOWNS

Most, Season
2 1988, 1994, 1995, 2001
1 1962, 1985, 1989, 1991, 1997, 2000, 2004, 2007, 2008, 2011, 2012
Most, Game
1 (19x) Last: vs. Oakland, Dec. 30, 2012

PENALTIES

Most Seasons Leading League
3 1962, 1964, 1965
Most, Season
137 1998
129 1997
128 1981
Most, Game
19 at Kansas City, Nov. 16, 1997
16 vs. Baltimore, Nov. 15, 1998
15 at Indianapolis, Nov. 3, 1997
Fewest, Season
63 1969
64 1982†
68 1966
Fewest, Game
0 (5x) Last: at Denver, Oct. 9, 2011
1 (28x) Last: vs. Buffalo, Nov. 19, 2017
2 (38x) Last: vs. Washington, Jan. 3, 2010
Most Yards, Season
1,229 1998
1,101 1997
1,039 1988
Most Yards, Game
148 vs. New York Jets, Oct. 13, 1963
146 vs. Baltimore, Nov. 15, 1998
at Kansas City, Nov. 16, 1997
138 at Seattle, Nov. 16, 1981

FUMBLES

Most, Season
44 1985
42 1983
40 1972, 1973, 1980
Most, Game
9 vs. Green Bay, Sept. 24, 1978
7 vs. Cincinnati, Sept. 30, 1973
6 (5x) Last: vs. Pittsburgh, Dec. 13, 1987
Most by Opponent, Game
9 at Kansas City, Nov. 15, 1964
7 (3x) Last: vs. Washington, Sept. 9, 2001
6 (6x) Last: vs. Arizona, Dec. 9, 1995
Most, Game, Both Teams
11 (3x) Last: vs. Kansas City, Oct. 13, 1985
10 (5x) Last: vs. Seattle, Nov. 25, 1990
9 (7x) Last: vs. Washington, Sept. 9, 2001
Fewest, Season
13 1993
14 2009, 2013
16 1963, 2002, 2014
Most Lost, Season
22 1980, 1981, 1983
21 1973, 1978
20 1972, 1987, 2000
Most Lost, Game
6 vs. Green Bay, Sept. 24, 1978
4 (10x) Last: at Baltimore, Dec. 10, 2000
3 (40x) Last: at Indianapolis, Sept. 25, 2016
Most Own Recovered, Season
25 1985
21 1979
20 1972, 1973, 1975, 1983
Most Own Recovered, Game
5 (5x) Last: vs. Oakland, Dec. 26, 1999
4 (7x) Last: vs. Seattle, Sept. 14, 2014
3 (42x) Last: at Denver, Jan. 3, 2016
Fewest Own Recovered, Season
4 1963, 2013
7 1989, 2009
8 1965, 1967, 1968, 1993, 2002, 2003, 2016
Most Opponents Recovered, Season
22 1986
18 1973, 1979, 1980, 1981, 2007
17 1960, 1961, 1963, 1983, 1984
Fewest Opponents Recovered, Season
4 2011
5 1963
6 1969, 2000, 2013

POINTS ALLOWED

Most, Season
462 1983
441 2003
440 2000
Most, Game
57 at St. Louis, Oct. 1, 2000
52 at Pittsburgh, Nov. 25, 1984
51 at Oakland, Oct. 29, 1967
Most, Quarter
31 at Oakland, Dec. 8, 1963 (4Q)
30 at St. Louis, Nov. 20, 1983 (2Q)
28 (5x) Last: at Minnesota, Nov. 28, 1999 (2Q)
Fewest, Season
205 1977
219 1961
221 1982†
Fewest, Game
0 (18x) Last: vs. Denver, Oct. 22, 2017
3 (16x) Last: at Denver, Nov. 22, 2009
6 (19x) Last: at Dallas, Nov. 23, 2017

FIRST DOWNS ALLOWED

Most, Season
365 1981
364 1985
347 1983
Most, Game
34 (3x) Last: at Denver, Sept. 14, 2008
33 vs. Cincinnati, Nov. 23, 2003
32 at Pittsburgh, Oct. 4, 2009
Fewest, Season
190 1965
196 1982†
224 1962
Fewest, Game
5 vs. Kansas City, Dec. 12, 2010
at Tampa Bay, Sept. 19, 1976
6 at Oakland, Oct. 11, 1998
at Oakland (at S.F.), Oct. 22, 1961
7 (5x) Last: vs. Houston, Sept. 15, 2002
Most by Rushing, Season
154 1975
143 1971
137 1983
Most by Rushing, Game
19 (3x), Last: at Seattle, Nov. 22, 1987
17 vs. Houston, Sept. 23, 1962
16 vs. New England, Oct. 16, 1977
vs. Kansas City, Dec. 18, 1966
Fewest by Rushing, Season
54 1965
65 1982
71 1969
Fewest by Rushing, Game
0 (5x) Last: at Indianapolis, Nov. 28, 2010
1 (22x) Last: vs. Washington, Dec. 10, 2017
2 (42x) Last: vs. Cleveland, Oct. 4, 2015
Most by Passing, Season
218 1985
216 1981
213 2008
Most by Passing, Game
24 at Denver, Nov. 19, 2000
23 at New England, Sept. 18, 2011
22 (4x) Last: vs. Philadelphia, Nov. 15, 2009
Fewest by Passing, Season
105 1977
114 1971
116 1965
Fewest by Passing, Game
1 (3x) Last: vs. Oakland, Dec. 28, 2003
2 (6x) Last: at Cleveland, Dec. 19, 2004
3 (12x) Last: vs. Minnesota, Sept. 11, 2011
Most by Penalty, Season
41 2000, 2004, 2014
35 1981, 1997, 1998
33 2017
Most by Penalty, Game
7 vs. Cleveland, Nov. 5, 2006
6 (9x) Last: vs. Kansas City, Sept. 24, 2017
5 (20x) Last: at Cleveland, Dec. 24, 2016
Fewest by Penalty, Season
12 1982†
13 1969, 1992
14 1976

NET YARDS ALLOWED

Most, Season
6,265 1985
6,136 1981
6,034 2002
Most, Game
614 at St. Louis, Oct. 1, 2000
591 vs. Seattle, Dec. 29, 2002
553 at Oakland, Sept. 22, 1996
Fewest, Season
3,253 1982†
3,268 1965
3,652 1977
Fewest, Game
58 at Oakland (at S.F.), Oct. 22, 1961
67 vs. Kansas City, Dec. 12, 2010
99 vs. Indianapolis, Nov. 1, 1992

RUSHING ALLOWED

Most Attempts, Season
606 1975
559 1973
552 1983
Most Attempts, Game
61 at Chicago, Oct. 25, 1981 (OT)
60 at Denver, Nov. 30, 1975
59 at Oakland, Sept. 18, 1977
Fewest Attempts, Season
230 1982†
306 1965
355 2004

Fewest Attempts, Game
9 vs. Detroit, Dec. 16, 2007
vs. Miami, Sept. 7, 1986
10 (2x) Last: vs. Tennessee, Sept. 16, 2012
11 (5x) Last: vs. Jacksonville, Sept. 18, 2016
Most Yards, Season
2,442 1975
2,403 1966
2,296 1971
Most Yards, Game
378 at Minnesota, Nov. 4, 2007
355 at San Francisco, Dec. 20, 2014
328 at Denver, Nov. 30, 1975
Fewest Yards, Season
961 1982†
1,094 1965
1,140 1998
Fewest Yards, Game
2 at Oakland (at S.F.), Oct. 22, 1961
11 at Carolina, Dec. 17, 2000
13 at Oakland, Oct. 5, 1997
Most Touchdowns, Season
26 1983
25 1971, 1981, 1985
23 1973, 1984
Fewest Touchdowns, Season
7 1961, 1965
8 1999, 2011
10 (12x) Last: 2012
Most Touchdowns Allowed, Game
5 vs. Atlanta, Oct. 21, 1973
at Houston, Sept. 18, 1960
4 (11x) Last: at Washington, Nov. 3, 2013
3 (46x) Last: vs. New Orleans, Oct. 2, 2016

PASSING ALLOWED

Most Attempts, Season
636 1996
607 2002, 2004
605 2008
Most Attempts, Game
61 vs. St. Louis, Sept. 20, 1987
58 (2x) Last: vs. Tennessee, Oct. 3, 2004
57 (2x) Last: at Oakland, Sept. 22, 1996
Fewest Attempts, Season
330 1977
341 1973
342 1982†
Fewest Attempts, Game
7 at Detroit, Nov. 6, 1977
12 (2x) Last: at Denver, Dec. 10, 1972
13 (4x) Last: at Cincinnati, Oct. 4, 1987
Most Completions, Season
411 2008
375 2002
372 2004
Most Completions, Game
40 vs. Cincinnati, Dec. 20, 1982
39 vs. Tennessee, Oct. 3, 2004
37 Kansas City, Oct. 9, 1994
Fewest Completions, Season
170 1966
172 1977
177 1973
Fewest Completions, Game
3 at Tampa Bay, Sept. 19, 1976
5 (5x) Last: at Cincinnati, Oct. 4, 1987
6 (6x) Last: vs. Oakland, Dec. 28, 2003
Most Net Yards, Season
4,311 1981
4,295 2002
4,293 1985
Most Net Yards, Game
453 at St. Louis, Nov. 10, 2002
451 at St. Louis, Oct. 1, 2000
443 at Denver, Nov. 19, 2000
Fewest Net Yards, Season
1,725 1977
2,155 1966
2,174 1965
Fewest Net Yards, Game
–13 at Cincinnati, Oct. 4, 1987
-4 at Tampa Bay, Sept. 19, 1976
0 vs. Oakland, Dec. 28, 2003
vs. Cincinnati, Dec. 6, 1970
Most Touchdowns, Season
36 2003
33 2000
31 1997
Most Touchdowns, Game
5 (7x) Last: at Denver, Nov. 19, 2000
4 (29x) Last: at Oakland, Oct. 12, 2014
3 (105x) Last: vs. Tennessee, Nov. 6, 2016
Fewest Touchdowns, Season
10 1982†
11 1979
13 1966, 1970, 1974

INTERCEPTIONS BY

Most, Season
49 1961 (NFL Record)
31 1969
30 1964, 2007
Most, Game
6 (6x) Last: vs. Indianapolis, Nov. 11, 2007
5 (9x) Last: vs. Buffalo, Nov. 19, 2017
4 (30x) Last: at Indianapolis, Nov. 28, 2010
Most, Game, Both Teams
10 at Seattle, Dec. 13, 1998
9 at Denver, Sept. 21, 1980
at Oakland, Nov. 1, 1964
8 (11x) Last: vs. Indianapolis, Nov. 11, 2007
Fewest, Season
7 2014
9 1970
10 2005
Most Yards Returned, Season
929 1961 (NFL Record)
562 1979
499 1984
Most Yards Returned, Game
194 vs. Houston, Sept. 24, 1961
174 vs. Denver, Oct. 29, 1961
171 vs. Pittsburgh, Nov. 18, 1979
Fewest Yards Returned, Season
65 2014
90 1970
123 1999
Most Touchdowns by Returns, Season
9 1961 (NFL Record)
5 2012
4 1984, 2000
Most Touchdowns by Returns, Game
2 at Indianapolis, Nov. 28, 2010
vs. Denver, Oct. 29, 1961
1 (90x) Last: at Dallas, Nov. 23, 2017
Most Consecutive Games
46 1960–63 (NFL Record)

PUNT RETURNS

Most by Opponents, Season
56 1988
51 1996, 2000
49 1998
Fewest by Opponents, Season
7 1982†
16 1968
17 1960, 1972
Most Yards by Opponents, Season
722 2000
612 1996
601 1976
Most Yards by Opponent, Game
160 at Kansas City, Sept. 13, 2010
150 at Denver, Dec. 27, 1987
142 at Oakland, Oct. 29, 1967

KICKOFF RETURNS

Most by Opponent, Season
90 2006
88 1981
87 2009
Fewest by Opponent, Season
21 2016
32 2015
35 1973
Most by Opponent, Game
10 (4x) Last: vs. Detroit, Dec. 16, 2007
9 (7x) Last: at Indianapolis, Nov. 28, 2010
8 (25x) Last: at Kansas City, Nov. 24, 2013

CAREER TOP 10

RUSHING YARDS
1. LaDainian Tomlinson, 2001-09 12,490
2. Paul Lowe, 1960-68 4,972
3. Marion Butts, 1989-93 4,297
4. Ryan Mathews, 2010-14 4,061
5. Natrone Means, 1993-95, '98-99 3,885
6. Chuck Muncie, 1980-84 3,309
7. Don Woods, 1974-80 2,858
8. Melvin Gordon, 2015-17 2,743
9. Keith Lincoln, 1961-66, '68 2,698
10. Dick Post, 1967-70 2,519

RUSHING TOUCHDOWNS
1. LaDainian Tomlinson, 2001-09 138
2. Chuck Muncie, 1980-84 43
3. Paul Lowe, 1960-68 38
4. Natrone Means, 1993-95, '98-99 34
5. Marion Butts, 1989-93 31
6. Ryan Mathews, 2010-14 23
7. Mike Tolbert, 2008-11 20
8. Tim Spencer, 1985-90 19
9. Melvin Gordon, 2015-17 18
10. Hank Bauer, 1977-82 17
    Rod Bernstine, 1987-92 17
    Dick Post, 1967-70 17
    Clarence Williams, 1977-81 17

RUSHING ATTEMPTS
1. LaDainian Tomlinson, 2001-09 2,880
2. Marion Butts, 1989-93 1,031
3. Paul Lowe, 1960-68 1,015
4. Natrone Means, 1993-95, '98-99 1,013
5. Ryan Mathews, 2010-14 923
6. Chuck Muncie, 1980-84 773
7. Melvin Gordon, 2015-17 722
8. Don Woods, 1974-80 713
9. Keith Lincoln, 1961-66, '68 573
10. Mike Garrett, 1970-73 572

TOTAL YARDS FROM SCRIMMAGE
1. LaDainian Tomlinson, 2001-09 16,445
2. Antonio Gates, 2003-17 11,508
3. Lance Alworth, 1962-70 9,721
4. Charlie Joiner, 1976-86 9,191
5. Gary Garrison, 1966-76 7,562
6. Kellen Winslow, 1979-87 6,741
7. Wes Chandler, 1981-87 6,197
8. Paul Lowe, 1960-68 6,017
9. Anthony Miller, 1988-93 5,660
10. Ronnie Harmon, 1990-95 5,567

PASSING YARDS
1. Philip Rivers, 2004-17 50,348
2. Dan Fouts, 1973-87 43,040
3. John Hadl, 1962-72 26,938
4. Stan Humphries, 1992-97 16,085
5. Drew Brees, 2001-05 12,348
6. Jack Kemp, 1960-62 5,996
7. Doug Flutie, 2001-04 4,901
8. John Friesz, 1990-93 4,396
9. Jim Harbaugh, 1999-00 4,177
10. Billy Joe Tolliver, 1989-90 3,671

TOUCHDOWN PASSES
1. Philip Rivers, 2004-17 342
2. Dan Fouts, 1973-87 254
3. John Hadl, 1962-72 201
4. Stan Humphries, 1992-97 85
5. Drew Brees, 2001-05 80
6. Jack Kemp, 1960-62 37
7. Tobin Rote, 1963-64 29
8. Doug Flutie, 2001-04 25
9. Billy Joe Tolliver, 1989-90 21
10. John Friesz, 1990-93 19

PASS ATTEMPTS
1. Philip Rivers, 2004-17 6,492
2. Dan Fouts, 1973-87 5,604
3. John Hadl, 1962-72 3,640
4. Stan Humphries, 1992-97 2,350
5. Drew Brees, 2001-05 1,809
6. Jack Kemp, 1960-62 815
7. John Friesz, 1990-93 747
8. Doug Flutie, 2001-04 737
9. Jim Harbaugh, 1999-00 636
10. Billy Joe Tolliver, 1989-90 595

PASS COMPLETIONS
1. Philip Rivers, 2004-17 4,171
2. Dan Fouts, 1973-87 3,297
3. John Hadl, 1962-72 1,824
4. Stan Humphries, 1992-97 1,335
5. Drew Brees, 2001-05 1,125
6. Doug Flutie, 2001-04 408
7. John Friesz, 1990-93 401
8. Jack Kemp, 1960-62 389
9. Jim Harbaugh, 1999-00 372
10. Billy Joe Tolliver, 1989-90 305

PASSES INTERCEPTED
1. Dan Fouts, 1973-87 242
2. John Hadl, 1962-72 211
3. Philip Rivers, 2004-17 166
4. Stan Humphries, 1992-97 73
5. Drew Brees, 2001-05 53
6. Jack Kemp, 1960-62 49
7. Ryan Leaf, 1998-00 33
8. Tobin Rote, 1963-64 32
9. Craig Whelihan, 1995-98 29
10. Jim Harbaugh, 1999-00 24
    Billy Joe Tolliver, 1989-90 24

RECEIVING YARDS
1. Antonio Gates, 2003-17 11,508
2. Lance Alworth, 1962-70 9,584
3. Charlie Joiner, 1976-86 9,203
4. Gary Garrison, 1966-76 7,533
5. Kellen Winslow, 1979-87 6,741
6. Wes Chandler, 1981-87 6,132
7. Anthony Miller, 1988-93 5,582
8. Malcom Floyd, 2004-15 5,550
9. Vincent Jackson, 2005-11 4,754
10. Tony Martin, 1994-97 4,184

RECEIVING TOUCHDOWNS
1. Antonio Gates, 2003-17 114
2. Lance Alworth, 1962-70 81
3. Gary Garrison, 1966-76 58
4. Charlie Joiner, 1976-86 47
5. Kellen Winslow, 1979-87 45
6. Wes Chandler, 1981-87 41
7. Vincent Jackson, 2005-11 37
   Anthony Miller, 1988-93 37
9. John Jefferson, 1978-80 36
10. Malcom Floyd, 2004-15 34

RECEPTIONS
1. Antonio Gates, 2003-17 927
2. Charlie Joiner, 1976-86 586
3. Kellen Winslow, 1979-87 541
4. LaDainian Tomlinson, 2001-09 530
5. Lance Alworth, 1962-70 493
6. Gary Garrison, 1966-76 404
7. Ronnie Harmon, 1990-95 377
8. Anthony Miller, 1988-93 374
9. Wes Chandler, 1981-87 373
10. Keenan Allen, 2013-17 323

QUARTERBACK SACKS
1. Leslie O'Neal, 1986, 1988-95 ..... 105.5
2. Shaun Phillips, 2004-12 ..... 69.5
3. Gary Johnson, 1975-84 ..... 67.0
4. Lee Williams, 1984-90 ..... 65.5
5. Fred Dean, 1975-81 ..... 53.5
6. Junior Seau, 1990-02 ..... 47.0
7. Raylee Johnson, 1993-03 ..... 46.0
8. Shawne Merriman, 2005-09 ..... 43.5
   Leroy Jones, 1976-83 ..... 43.5
10. Louie Kelcher, 1975-83 ..... 39.0

INTERCEPTIONS
1. Gill Byrd, 1983-92 42
2. Dick Harris, 1960-65 29
3. Rodney Harrison, 1994-02 26
4. Kenny Graham, 1964-69 25
5. Mike Williams, 1975-82 24
6. Joe Beauchamp, 1966-75 23
7. Quentin Jammer, 2002-12 21
   Woodrowe Lowe, 1976-86 21
   Bob Howard, 1967-74 21
   Leslie "Speedy" Duncan, 1964-69 21

INTERCEPTION RETURN YARDS
1. Gill Byrd, 1983-92 546
2. Charlie McNeil, 1960-64 502
3. Kenny Graham, 1964-69 477
4. Joe Beauchamp, 1966-75 433
5. Dick Harris, 1960-65 413
6. Rodney Harrison, 1994-02 345
7. Woodrowe Lowe, 1976-86 343
8. Darren Carrington, 1991-94 337
9. Leslie Duncan, 1964-69 322
10. Glen Edwards, 1978-81 309

INTERCEPTION RETURN TOUCHDOWNS
1. Kenny Graham, 1964-69 5
   Dick Harris, 1960-65 5
3. Woodrowe Lowe, 1976-86 4
4. Eric Weddle, 2007-13 3
   Joe Beauchamp, 1966-75 3
6. Shaun Phillips, 2004-12 2
   Demorrio Williams, 2012 2
   Antonio Cromartie, 2006-09 2
   Clinton Hart, 2004-09 2
   Donnie Edwards, 2002-06 2
   (9) others with 2 each 2

TOUCHDOWNS SCORED
1. LaDainian Tomlinson, 2001-09 153
2. Antonio Gates, 2003-17 114
3. Lance Alworth, 1962-70 83
4. Gary Garrison, 1966-76 58
5. Charlie Joiner, 1976-86 47
6. Paul Lowe, 1960-68 46
7. Kellen Winslow, 1979-87 45
   Chuck Muncie, 1980-84 45
9. Wes Chandler, 1981-87 41
10. Anthony Miller, 1988-93 40

POINTS SCORED
1. John Carney, 1990-00 1,076
2. LaDainian Tomlinson, 2001-09 918
3. Nate Kaeding, 2004-12 889
4. Rolf Benirschke, 1977-86 766
5. Antonio Gates, 2003-17 684
6. Lance Alworth, 1962-70 500
7. Nick Novak, 2011-14 459
8. Dennis Partee, 1968-75 380
9. Gary Garrison, 1966-76 348
10. Charlie Joiner, 1976-86 282

FIELD GOALS
1. John Carney, 1990-00 261
2. Nate Kaeding, 2004-12 180
3. Rolf Benirschke, 1977-86 146
4. Nick Novak, 2011-14, 17 110
5. Dennis Partee, 1968-75 71
6. Josh Lambo, 2015-16 52
7. George Blair, 1961-64 50
8. Steve Christie, 2001-03 42
9. Ray Wersching, 1973-76 32
10. Dick Van Raaphorst, 1966-67 31

FIELD GOAL ATTEMPTS
1. John Carney, 1990-00 320
2. Rolf Benirschke, 1977-86 208
3. Nate Kaeding, 2004-12 207
4. Nick Novak, 2011-14, 17 130
5. Dennis Partee, 1968-75 121
6. George Blair, 1961-64 80
7. Ray Wersching, 1973-76 68
8. Josh Lambo, 2015-16 64
9. Dick Van Raaphorst, 1966-67 61
10. Steve Christie, 2001-03 57

KICKOFF RETURN YARDS
1. Darren Sproles, 2005-10 6,469
2. Ronney Jenkins, 2000-02 3,997
3. Andre Coleman, 1994-96 3,914
4. Leslie "Speedy" Duncan, 1964-70 3,386
5. James Brooks, 1981-83 2,305
6. Kenny Bynum, 1997-00 2,182
7. Lionel James, 1984-88 2,094
8. Nate Lewis, 1990-93 2,047
9. Artie Owens, 1976-79 1,998
10. Tim Dwight, 2001-04 1,876

KICKOFF RETURN TOUCHDOWNS

1. Andre Coleman, 1994-96 4
2. Ronney Jenkins, 2000-02 3
3. Darren Sproles, 2005-10 2
   Anthony Miller, 1988-93 2
5. Micheal Spurlock, 2012 1
   Tim Dwight, 2001-04 1
   Richard Goodman, 2010-11 1
   Rodney Harrison, 1994-02 1
   Nate Lewis, 1990-93 1
   Jamie Holland, 1987-89 1
   Gary Anderson, 1985-88 1
   Keith Lincoln, 1960-66 1

KICKOFF RETURNS

1. Darren Sproles, 2005-10 258
2. Andre Coleman, 1994-96 166
3. Ronney Jenkins, 2000-02 165
4. Leslie "Speedy" Duncan, 1964-70 134
5. Kenny Bynum, 1997-00 107
6. James Brooks, 1981-83 105
7. Lionel James, 1984-88 99
8. Nate Lewis, 1990-93 92
9. Artie Owens, 1976-79 88
10. Tim Dwight, 2001-04 80

PUNT RETURN YARDS

1. Mike Fuller, 1975-80 2,388
2. Leslie "Speedy" Duncan, 1964-70 1,651
3. Darrien Gordon, 1993-94, 96 1,407
4. Lionel James, 1984-88 1,193
5. Darren Sproles, 2005-10 935
6. Eric Parker, 2002-06 881
7. James Brooks, 1981-83 565
8. Tim Dwight, 2001-04 508
9. Eric Metcalf, 1997 489
10. Latario Rachal, 1998 387

PUNT RETURN TOUCHDOWNS

1. Leslie "Speedy" Duncan, 1964-70 4
2. Eric Metcalf, 1997 3
   Darrien Gordon, 1993-94, '96 3
4. Darren Sproles, 2005-10 2
   Lionel James, 1984-88 2
   Mike Fuller, 1975-80 2
   Ron Smith, 1973 2
8. Travis Benjamin, 2017 1
   Micheal Spurlock, 2012 1
   Tim Dwight, 2001-04 1
   (4) others with 1 each

PUNT RETURNS

1. Mike Fuller, 1975-80 212
2. Leslie "Speedy" Duncan, 1964-70 138
3. Lionel James, 1984-88 124
4. Darren Sproles, 2005-10 114
5. Eric Parker, 2002-06 105
6. Darrien Gordon, 1993-94, '96 103
7. James Brooks, 1981-83 52
8. Tim Dwight, 2001-04 46
9. Eric Metcalf, 1997 45
10. Nate Lewis, 1990-93 34
    Kitrick Taylor, 1990-91 34

MOST SEASONS

1. David Binn, 1994-10 17
2. Dan Fouts, 1973-87 15
   Russ Washington, 1968-82 15
   Antonio Gates, 2003-17 15
   Doug Wilkerson, 1971-84 14
   Don Macek, 1976-89 14
   Philip Rivers, 2004-17 14
7. Mike Scifres, 2003-15 13
   Junior Seau, 1990-02 13
10. Jamal Williams, 1998-09 12

MOST GAMES PLAYED

1. David Binn, 1994-10 256
2. Antonio Gates, 2003-17 220
3. Junior Seau, 1990-02 200
   Russ Washington, 1968-82 200
5. Philip Rivers, 2004-17 196
6. Mike Scifres, 2003-15 195
   Doug Wilkerson, 1971-84 195
8. Dan Fouts, 1973-87 181
9. Quentin Jammer, 2002-12 172
10. Charlie Joiner, 1976-86 164
    Woodrow Lowe, 1976-86 164

SINGLE-SEASON TOP 10

RUSHING YARDS

1. LaDainian Tomlinson, 2006 1,815
2. LaDainian Tomlinson, 2002 1,683
3. LaDainian Tomlinson, 2003 1,645
4. LaDainian Tomlinson, 2007 1,474
5. LaDainian Tomlinson, 2005 1,462
6. Natrone Means, 1994 1,350
7. LaDainian Tomlinson, 2004 1,335
8. Ryan Mathews, 2013 1,255
9. LaDainian Tomlinson, 2001 1,236
10. Marion Butts, 1990 1,225

RUSHING TOUCHDOWNS

1. LaDainian Tomlinson, 2006 28
2. Chuck Muncie, 1981 19
3. LaDainian Tomlinson, 2005 18
4. LaDainian Tomlinson, 2004 17
5. LaDainian Tomlinson, 2007 15
6. LaDainian Tomlinson, 2002 14
7. LaDainian Tomlinson, 2003 13
8. LaDainian Tomlinson, 2009 12
   Natrone Means, 1994 12
   Chuck Muncie, 1983 12
   Clarence Williams, 1979 12

RUSHING ATTEMPTS

1. LaDainian Tomlinson, 2002 372
2. LaDainian Tomlinson, 2006 348
3. Natrone Means, 1994 343
4. LaDainian Tomlinson, 2005 339
   LaDainian Tomlinson, 2004 339
   LaDainian Tomlinson, 2001 339
7. LaDainian Tomlinson, 2007 315
8. LaDainian Tomlinson, 2003 313
9. Earnest Jackson, 1984 296
10. LaDainian Tomlinson, 2008 292

TOTAL YARDS FROM SCRIMMAGE

1. LaDainian Tomlinson, 2003 2,370
2. LaDainian Tomlinson, 2006 2,323
3. LaDainian Tomlinson, 2002 2,172
4. LaDainian Tomlinson, 2007 1,949
5. LaDainian Tomlinson, 2005 1,832
6. LaDainian Tomlinson, 2004 1,776
7. LaDainian Tomlinson, 2001 1,603
8. Lance Alworth, 1965 1,590
9. Natrone Means, 1994 1,585
10. Melvin Gordon, 2017 1,581

PASSING YARDS

1. Dan Fouts, 1981 4,802
2. Philip Rivers, 2015 4,792
3. Dan Fouts, 1980 4,715
4. Philip Rivers, 2010 4,710
5. Philip Rivers, 2011 4,624
6. Philip Rivers, 2017 4,515
7. Philip Rivers, 2013 4,478
8. Philip Rivers, 2016 4,386
9. Philip Rivers, 2014 4,286
10. Philip Rivers, 2009 4,254

TOUCHDOWN PASSES

1. Philip Rivers, 2008 34
2. Philip Rivers, 2016 33
   Dan Fouts, 1981 33
4. Philip Rivers, 2013 32
5. Philip Rivers, 2014 31
6. Philip Rivers, 2010 30
   Dan Fouts, 1980 30
8. Philip Rivers, 2015 29
9. Philip Rivers, 2009 28
   Philip Rivers, 2017 28

PASS ATTEMPTS

1. Philip Rivers, 2015 661
2. Dan Fouts, 1981 609
3. Dan Fouts, 1980 589
4. Philip Rivers, 2011 582
5. Philip Rivers, 2016 578
6. Philip Rivers, 2017 575
7. Philip Rivers, 2014 570
8. Philip Rivers, 2013 544
9. Philip Rivers, 2010 541
10. Dan Fouts, 1979 530

PASS COMPLETIONS

1. Philip Rivers, 2015 437
2. Philip Rivers, 2014 379
3. Philip Rivers, 2013 378
4. Philip Rivers, 2011 366
5. Dan Fouts, 1981 360
   Philip Rivers, 2017 360
7. Philip Rivers, 2010 357
8. Philip Rivers, 2016 349
9. Dan Fouts, 1980 348
10. Philip Rivers, 2012 338

PASSES INTERCEPTED

1. John Hadl, 1968 32
2. John Hadl, 1972 26
3. John Hadl, 1971 25
   Jack Kemp, 1960 25
5. Dan Fouts, 1980 24
   Dan Fouts, 1979 24
   John Hadl, 1962 24
8. Dan Fouts, 1986 22
   John Hadl, 1967 22
   Jack Kemp, 1961 22

RECEIVING YARDS

1. Lance Alworth, 1965 1,602
2. Keenan Allen, 2017 1,393
3. Lance Alworth, 1966 1,383
4. John Jefferson, 1980 1,340
5. Lance Alworth, 1968 1,312
6. Kellen Winslow, 1980 1,290
7. Anthony Miller, 1989 1,252
8. Lance Alworth, 1964 1,235
9. Tony Martin, 1995 1,224
10. Lance Alworth, 1963 1,205

RECEIVING TOUCHDOWNS

1. Tony Martin, 1996 14
   Lance Alworth, 1965 14
3. Antonio Gates, 2004 13
   John Jefferson, 1980 13
   John Jefferson, 1978 13
   Lance Alworth, 1966 13
   Lance Alworth, 1964 13
8. Antonio Gates, 2014 12
   Gary Garrison, 1970 12
10. Lance Alworth, 1963 11

RECEPTIONS

1. Keenan Allen, 2017 102
2. LaDainian Tomlinson, 2003 100
3. Tony Martin, 1995 90
4. Antonio Gates, 2005 89
   Kellen Winslow, 1980 89
6. Kellen Winslow, 1983 88
   Kellen Winslow, 1981 88
8. Lionel James, 1985 86
9. Tony Martin, 1996 85
10. Anthony Miller, 1993 84

QUARTERBACK SACKS (since 1982)

1. Shawne Merriman, 2006 17
   Leslie O'Neal, 1992 17
3. Lee Williams, 1986 15
4. Lee Williams, 1989 14
5. Leslie O'Neal, 1990 ..... 13.5
6. Marcellus Wiley, 2001 13
7. Shawne Merriman, 2007 ..... 12.5
   Leslie O'Neal, 1995 ..... 12.5
   Leslie O'Neal, 1994 ..... 12.5
   Leslie O'Neal, 1989 ..... 12.5
   Leslie O'Neal, 1986 ..... 12.5
   Joey Bosa, 2017 ..... 12.5

INTERCEPTIONS

1. Antonio Cromartie, 2007 10
2. Charlie McNeil, 1961 9
3. Ryan McNeil, 2001 8
   Dick Harris, 1963 8
   Claude Gibson, 1962 8
   Bob Zeman, 1961 8
7. Casey Hayward, 2016 7
   Darren Carrington, 1993 7
   Eric Weddle, 2011 7
   Gill Byrd, 1990 7
   (8) others with 7 each

INTERCEPTION RETURN YARDS

1. Charlie McNeil, 1961 349
2. Stanley Richard, 1994 224
3. Vencie Glenn, 1987 166
4. Gill Byrd, 1984 157
5. Jeff Dale, 1986 153
6. Darren Carrington, 1992 152
7. Bob Laraba, 1961 151
8. Woodrow Lowe, 1979 150
9. Antonio Cromartie, 2007 144
10. Dick Harris, 1961 140

INTERCEPTION RETURN TOUCHDOWNS

1. Dick Harris, 1961 3
2. Demorrio Williams, 2012 2
   Clinton Hart, 2005 2
   Stanley Richard, 1994 2
   Gill Byrd, 1984 2
   Woodrow Lowe, 1979 2
   Kenny Graham, 1969 2
   Joe Beauchamp, 1968 2
   Bob Laraba, 1961 2
   Charlie McNeil, 1961 2

TOUCHDOWNS SCORED

1. LaDainian Tomlinson, 2006 31
2. LaDainian Tomlinson, 2005 20
3. Chuck Muncie, 1981 19
4. LaDainian Tomlinson, 2007 18
   LaDainian Tomlinson, 2004 18
6. LaDainian Tomlinson, 2003 17
7. LaDainian Tomlinson, 2002 15
   Lance Alworth, 1964 15
9. Tony Martin, 1996 14
   Lance Alworth, 1965 14

POINTS SCORED

1. LaDainian Tomlinson, 2006 186
2. Nate Kaeding, 2009 146
3. Nick Novak, 2013 144
4. Nate Kaeding, 2006 136
5. John Carney, 1994 135
6. Nate Kaeding, 2008 127
7. John Carney, 1993 124
8. Nick Novak, 2011 122
9. Josh Lambo, 2016 120
   LaDainian Tomlinson, 2005 120

FIELD GOALS

1. Nick Novak, 2013 34
   John Carney, 1994 34
3. Nate Kaeding, 2009 32
4. John Carney, 1999 31
   John Carney, 1993 31
6. John Carney, 1996 29
7. Nick Novak, 2011 27
   Nate Kaeding, 2008 27
9. Josh Lambo, 2016 26
   Josh Lambo, 2015 26
   (3) others with 26 each

FIELD GOAL ATTEMPTS

1. John Carney, 1993 40
2. John Carney, 1994 38
3. Nick Novak, 2013 37
4. John Carney, 1999 36
   John Carney, 1996 36
   Rolf Benirschke, 1980 36
7. Nate Kaeding, 2009 35
8. Nick Novak, 2011 34
9. Josh Lambo, 2016 32
   Josh Lambo, 2015 32
   (4) others with 32 each

KICKOFF RETURN YARDS

1. Ronney Jenkins, 2001 1,541
2. Ronney Jenkins, 2000 1,531
3. Darren Sproles, 2005 1,528
4. Andre Coleman, 1995 1,411
5. Darren Sproles, 2008 1,376
6. Darren Sproles, 2009 1,300
7. Andre Coleman, 1994 1,293
8. Darren Sproles, 2010 1,257
9. Tim Dwight, 2004 1,222
10. Andre Coleman, 1996 1,210

KICKOFF RETURN TOUCHDOWNS

1. Ronney Jenkins, 2001 2
   Andre Coleman, 1995 2
   Andre Coleman, 1994 2
4. Micheal Spurlock, 2012 1
   Richard Goodman, 2011 1
   Darren Sproles, 2007, 2008 1
   Tim Dwight, 2004 1
   Ronney Jenkins, 2000 1
   Rodney Harrison, 1997 1
   Nate Lewis, 1991 1
   (6) others with 1 each

KICKOFF RETURNS

1. Ronney Jenkins, 2000 67
2. Darren Sproles, 2005 63
3. Andre Coleman, 1995 62
4. Ronney Jenkins, 2001 58
5. Andre Coleman, 1996 55
6. Darren Sproles, 2009 54
7. Darren Sproles, 2008 53
8. Darren Sproles, 2010 51
9. Tim Dwight, 2004 50
   Leon Johnson, 2003 50

PUNT RETURN YARDS

1. Darrien Gordon, 1996 537
2. Eric Metcalf, 1997 489
3. Darrien Gordon, 1994 475
4. Leslie "Speedy" Duncan, 1965 464
5. Mike Fuller, 1979 448
6. Mike Fuller, 1978 436
   Mike Fuller, 1976 436
8. Leslie "Speedy" Duncan, 1967 434
9. Mike Fuller, 1975 410
10. Lionel James, 1987 400

PUNT RETURN TOUCHDOWNS

1. Eric Metcalf, 1997 3
2. Darrien Gordon, 1994 2
   Ron Smith, 1973 2
   Leslie "Speedy" Duncan, 1965 2
5. Travis Benjamin, 2017 1
   Micheal Spurlock, 2012 1
   Darren Sproles, 2007, 2009 1
   Tim Dwight, 2001 1
   Darrien Gordon, 1996 1
   Andre Coleman, 1995 1
   (10) others with 1 each

PUNT RETURNS

1. Mike Fuller, 1979 46
2. Eric Metcalf, 1997 45
3. Mike Fuller, 1978 39
4. Eric Parker, 2006 37
5. Darrien Gordon, 1996 36
   Darrien Gordon, 1994 36
   Mike Fuller, 1975 36
   Leslie "Speedy" Duncan, 1967 36
9. Mike Fuller, 1976 33
10. Latario Rachal, 1998 32
    Lionel James, 1987 32

BIG DAYS

REGULAR-SEASON 300-YARD PASSING PERFORMANCES

Yards	Date	Player	Opponent	Cmp-Att	TD
503	Oct. 18, 2015	Philip Rivers	at Green Bay	43-65	2
455	Sept. 26, 2010	Philip Rivers	at Seattle	29-53	2
444	Dec. 11, 1982	Dan Fouts	at San Francisco	33-48	5
	Oct. 19, 1980	Dan Fouts	vs. N.Y. Giants	26-41	3
440	Sept. 15, 1985	Dan Fouts	vs. Seattle	29-43	4
436	Sept. 20, 2009	Philip Rivers	vs. Baltimore	25-45	2
	Nov. 10, 1985	Dan Fouts	vs. L.A. Raiders (OT)	26-41	4
435	Dec. 20, 1982	Dan Fouts	vs. Cincinnati	25-40	1
434	Nov. 23, 2017	Philip Rivers	at Dallas	27-33	3
431	Oct. 10, 2010	Philip Rivers	at Oakland	27-42	2
419	Sept. 15, 2013	Philip Rivers	at Philadelphia	36-47	3
411	Oct. 6, 2013	Philip Rivers	at Oakland	35-48	2
410	Oct. 21, 1984	Dan Fouts	vs. L.A. Raiders	24-45	3
404	Nov. 28, 1999	Jim Harbaugh	at Minnesota	25-39	1
403	Sept. 13, 2015	Philip Rivers	vs. Detroit	34-41	2
401	Sept. 29, 2013	Philip Rivers	vs. Dallas	35-42	3
392	Nov. 24, 2013	Philip Rivers	at Kansas City	27-39	3
389	Sept. 17, 1989	Jim McMahon	vs. Houston	27-45	2
388	Oct. 12, 1980	Dan Fouts	at Oakland	23-39	1
387	Dec. 31, 2017	Philip Rivers	vs. Oakland	28-37	3
	Sept. 14, 1980	Dan Fouts	vs. Oakland (OT)	29-44	3
385	Nov. 6, 2011	Philip Rivers	vs. Green Bay	26-46	4
383	Nov. 30, 2014	Philip Rivers	at Baltimore	34-45	3
380	Nov. 18, 1984	Dan Fouts	vs. Miami (OT)	37-56	4
378	Sept. 18, 2011	Philip Rivers	at New England	29-40	2
	Nov. 28, 2004	Drew Brees	at Kansas City	28-37	2
377	Sept. 28, 2014	Philip Rivers	vs. Jacksonville	29-39	3
	Sept. 14, 2008	Philip Rivers	at Denver	21-33	3
	Dec. 30, 2001	Doug Flutie	vs. Seattle	34-53	1
376	Oct. 7, 1984	Dan Fouts	at Green Bay	31-50	3
373	Dec. 6, 2009	Philip Rivers	at Cleveland	18-25	2
372	Dec. 8, 1985	Dan Fouts	vs. Pittsburgh	21-33	3
371	Oct. 23, 2016	Philip Rivers	at Atlanta (OT)	27-44	1
	Oct. 26, 1980	Dan Fouts	at Dallas	21-44	3
369	Oct. 31, 2011	Philip Rivers	at Kansas City (OT)	26-41	0
	Dec. 17, 1978	Dan Fouts	at Houston	21-40	4
	Nov. 2, 1963	Tobin Rote	at N.Y. Jets	21-29	3
365	Oct. 12, 2015	Philip Rivers	vs. Pittsburgh	35-48	2
363	Dec. 14, 2003	Drew Brees	vs. Green Bay	28-48	2
	Nov. 9, 1980	Dan Fouts	vs. Denver	29-45	1
362	Dec. 22, 1985	Mark Herrmann	at Kansas City	37-58	3
359	Oct. 9, 2016	Philip Rivers	at Oakland	21-30	4
	Dec. 15, 1968	John Hadl	vs. Oakland	21-52	1
358	Oct. 4, 2015	Philip Rivers	vs. Cleveland	23-38	3
	Sept. 28, 1997	Stan Humphries	vs. Baltimore	17-26	3
	Oct. 31, 1971	John Hadl	vs. N.Y. Jets	19-27	4
357	Oct. 16, 1983	Dan Fouts	at New England	25-37	1
	Nov. 22, 1982	Dan Fouts	at L.A. Raiders	25-42	1
	Nov. 19, 1961	Jack Kemp	vs. Dallas	15-27	2
356	Dec. 20, 2014	Philip Rivers	at San Francisco (OT)	33-54	4
355	Oct. 25, 1992	Stan Humphries	vs. Denver	20-27	2
354	Oct. 7, 2012	Philip Rivers	at New Orleans	27-42	2
	Sept. 4, 1983	Dan Fouts	vs. N.Y. Jets	20-36	2
352	Oct. 12, 1986	Dan Fouts	vs. Denver	26-40	1
	Nov. 8, 1981	Dan Fouts	vs. Cincinnati	20-40	2
351	Sept. 25, 1983	Dan Fouts	vs. Cleveland (OT)	24-38	3
	Dec. 13, 1981	Dan Fouts	at Tampa Bay	33-49	1
350	Dec. 10, 1989	Billy Joe Tolliver	at Washington	24-39	2
	Nov. 25, 1979	Dan Fouts	vs. Kansas City	27-43	3
348	Sept. 23, 2001	Doug Flutie	at Dallas	23-38	2
	Oct. 1, 2000	Jim Harbaugh	at St. Louis	27-40	2
347	Oct. 1, 2017	Philip Rivers	vs. Philadelphia	22-38	2
346	Dec. 14, 2008	Philip Rivers	at Kansas City	34-48	2
345	Oct. 22, 1967	John Hadl	at Denver	15-34	3
344	Dec. 3, 2017	Philip Rivers	vs. Cleveland	31-43	1
	Oct. 6, 1985	Mark Herrmann	at Seattle	26-35	3
	Sept. 22, 1985	Dan Fouts	at Cincinnati	25-43	4
343	Nov. 24, 1985	Dan Fouts	at Houston	24-36	2
	Dec. 6, 1981	Dan Fouts	vs. Buffalo	28-42	2
342	Nov. 30, 1980	Dan Fouts	vs. Philadelphia	20-28	2
341	Nov. 3, 2013	Philip Rivers	at Washington (OT)	29-46	2
	Oct. 26, 2008	Philip Rivers	at New Orleans*	25-40	3
	**** – Played at Wembley Stadium in London, England.***				
	Dec. 4, 1966	John Hadl	at Houston	20-35	4
340	Nov. 13, 1983	Ed Luther	vs. Dallas	26-43	1
339	Nov. 20, 2005	Drew Brees	vs. Buffalo	28-33	4
	Dec. 13, 1980	Dan Fouts	vs. Seattle	28-42	1
338	Nov. 12, 2006	Philip Rivers	at Cincinnati	24-36	3
	Nov. 20, 1983	Ed Luther	at St. Louis	24-50	1
	Sept. 18, 1983	Dan Fouts	at Seattle	21-41	4
	Dec. 2, 1979	Dan Fouts	vs. Atlanta	28-37	1
337	Nov. 11, 2012	Philip Rivers	at Tampa Bay	29-37	3
	Dec. 11, 1994	Stan Humphries	vs. San Francisco	25-43	1
	Nov. 28, 1982	Dan Fouts	vs. Denver	27-40	3
	Sept. 18, 1960	Jack Kemp	at Houston	27-44	4
336	Oct. 25, 2015	Philip Rivers	vs. Oakland	38-58	3
	Oct. 24, 2010	Philip Rivers	vs. New England	34-50	1
	Nov. 17, 2002	Drew Brees	vs. San Francisco (OT)	29-50	2
	Sept. 16, 1984	Dan Fouts	vs. Houston	26-37	0
335	Sept. 11, 2011	Philip Rivers	vs. Minnesota	33-48	2
334	Sept. 19, 2010	Philip Rivers	vs. Jacksonville	22-29	3
	Oct. 15, 2006	Philip Rivers	at San Francisco	29-39	2
	Dec. 13, 1987	Dan Fouts	vs. Pittsburgh	29-52	1
333	Dec. 16, 1984	Ed Luther	vs. Kansas City	24-44	1
	Nov. 3, 1974	Dan Fouts	vs. Cleveland	12-21	4
332	Dec. 29, 2002	Drew Brees	vs. Seattle (OT)	27-49	3
	Sept. 9, 1984	Dan Fouts	at Seattle	23-40	2
	Dec. 12, 1971	John Hadl	vs. Denver	21-36	4
331	Sept. 17, 2017	Philip Rivers	vs. Miami	31-39	1
	Oct. 9, 1983	Dan Fouts	vs. Seattle	28-36	1
	Oct. 8, 1966	John Hadl	at N.Y. Jets	22-41	1
330	Sept. 7, 1981	Dan Fouts	at Cleveland	19-25	3
329	Nov. 9, 1975	Dan Fouts	vs. New England	25-42	1
326	Nov. 13, 2016	Philip Rivers	vs. Miami	23-44	3
	Sept. 25, 2016	Philip Rivers	at Indianapolis	26-39	0
	Oct. 21, 1979	Dan Fouts	at L.A. Rams	17-32	2
	Oct. 5, 1968	John Hadl	at N.Y. Jets	17-37	3
325	Dec. 26, 1999	Jim Harbaugh	vs. Oakland	23-36	2
	Dec. 1, 1968	John Hadl	at Denver	21-35	5
	Sept. 6, 1968	John Hadl	vs. Cincinnati	20-37	2
324	Oct. 30, 2005	Drew Brees	vs. Kansas City	25-43	3
322	Dec. 24, 2016	Philip Rivers	at Cleveland	23-46	2
	Nov. 29, 1987	Dan Fouts	vs. Denver	23-40	0
321	Oct. 2, 2016	Philip Rivers	vs. New Orleans	28-43	2
	Oct. 20, 1991	John Friesz	vs. Cleveland (OT)	33-54	1
	Nov. 21, 1971	John Hadl	at Oakland	20-36	2
	Oct. 20, 1968	John Hadl	vs. Denver	9-18	4
320	Oct. 13, 1985	Mark Herrmann	vs. Kansas City	26-36	2
319	Dec. 10, 2017	Philip Rivers	vs. Washington	18-31	2
	Oct. 13, 2002	Drew Brees	vs. Kansas City	28-41	2
318	Oct. 14, 1979	Dan Fouts	vs. Seattle	28-35	3
	Oct. 29, 1967	John Hadl	at Oakland	19-39	1
317	Nov. 29, 2009	Philip Rivers	vs. Kansas City	21-28	2
316	Nov. 9, 2008	Philip Rivers	vs. Kansas City	27-36	2
	Sept. 13, 1981	Dan Fouts	vs. Detroit	18-25	1
315	Oct. 9, 1995	Stan Humphries	at Kansas City (OT)	24-34	1
	Nov. 1, 1987	Dan Fouts	vs. Cleveland (OT)	25-42	2
	Oct. 28, 1985	Dan Fouts	at L.A. Raiders	23-50	2
	Dec. 3, 1967	John Hadl	vs. Oakland	18-40	2
	Nov. 25, 1965	John Hadl	vs. Buffalo	18-37	0
	Oct. 7, 1961	Jack Kemp	at Boston	12-24	3
314	Oct. 31, 1983	Ed Luther	vs. Washington	19-36	2
	Oct. 10, 1965	John Hadl	at Buffalo	18-29	3
313	Oct. 12, 2014	Philip Rivers	at Oakland	22-34	3
	Jan. 2, 2011	Philip Rivers	at Denver	21-37	0
	Oct. 15, 1978	Dan Fouts	vs. Miami	22-30	1
311	Dec. 20, 2015	Philip Rivers	vs. Miami	26-36	3
	Nov. 19, 2000	Ryan Leaf	at Denver	13-27	3
	Nov. 11, 1996	Stan Humphries	vs. Detroit	24-32	3
310	Jan. 1, 2012	Philip Rivers	at Oakland	19-26	3
	Oct. 11, 1981	Dan Fouts	vs. Minnesota	20-38	2
309	Nov. 18, 2007	Philip Rivers	at Jacksonville	22-40	1
308	Dec. 20, 2009	Philip Rivers	vs. Cincinnati	24-38	3
	Nov. 25, 2001	Doug Flutie	vs. Arizona	33-44	2
	Dec. 16, 1990	Billy Joe Tolliver	at Denver	26-51	1
	Dec. 22, 1980	Dan Fouts	vs. Pittsburgh	21-37	0
307	Oct. 2, 2011	Philip Rivers	vs. Miami	21-31	1
	Dec. 9, 2001	Doug Flutie	at Philadelphia	20-44	2
	Oct. 15, 1967	John Hadl	vs. Kansas City	17-32	2
	Nov. 27, 1960	Jack Kemp	vs. Oakland	13-24	2
306	Oct. 12, 2008	Philip Rivers	vs. New England	18-27	3
	Sept. 23, 2007	Philip Rivers	at Green Bay	27-36	3
	Oct. 13, 1991	John Friesz	at L.A. Rams	21-33	2

Yards	Date	Player	Opponent	Cmp-Att	TD
305	Oct. 31, 2010	Philip Rivers	vs. Tennessee	27-36	2
	Sept. 3, 1995	Stan Humphries	at Oakland	23-47	1
	Dec. 24, 1989	Billy Joe Tolliver	vs. Denver	22-48	0
	Oct. 7, 1979	Dan Fouts	at Denver	27-45	0
304	Nov. 29, 1998	Craig Whelihan	vs. Denver	30-53	1
303	Sept. 27, 2009	Philip Rivers	vs. Miami	18-33	0
	Jan. 2, 1983	Dan Fouts	vs. L.A. Raiders	18-38	1
	Oct. 25, 1979	Dan Fouts	at Oakland	21-37	2
302	Nov. 3, 1985	Dan Fouts	vs. Denver	23-34	2
	Oct. 4, 1981	Dan Fouts	vs. Seattle	30-41	3
	Oct. 15, 1961	Jack Kemp	at Titans of N.Y.	15-38	0
301	Nov. 1, 2015	Philip Rivers	at Baltimore	28-37	3
300	Nov. 29, 2015	Philip Rivers	at Jacksonville	29-43	4

REGULAR-SEASON 300-YARD PASSING GAMES BY PLAYER (16 PLAYERS, 165 PERFORMANCES): Philip Rivers (57), Dan Fouts (51), John Hadl (16), Drew Brees (7), Stan Humphries (6), Jack Kemp (5), Doug Flutie (4), Ed Luther (4), Jim Harbaugh (3), Mark Herrmann (3), Billy Joe Tolliver (3), John Friesz (2), Ryan Leaf (1), Jim McMahon (1), Tobin Rote (1), Craig Whelihan (1),

POSTSEASON 300-YARD PASSING PERFORMANCES

Yards	Date	Player	Opponent	Cmp-Att	TD
433	Jan. 2, 1982	Dan Fouts	at Miami (OT)**	33-53	3
336	Jan. 11, 1981	Dan Fouts	vs. Oakland***	22-45	2
333	Dec. 29, 1979	Dan Fouts	vs. Houston**	25-47	0
	Jan. 9, 1983	Dan Fouts	at Pittsburgh*	27-42	3
319	Jan. 8, 2005	Drew Brees	vs. N.Y. Jets (OT)*	31-42	2
314	Jan. 3, 1981	Dan Fouts	vs. Buffalo**	22-37	2
308	Jan. 11, 2009	Philip Rivers	at Pittsburgh**	21-35	3

† – AFL Championship * – AFC Wild Card ** – AFC Divisional *** – AFC Championship

POSTSEASON 300-YARD PASSING GAMES BY PLAYER (3 PLAYERS, 7 PERFORMANCES): Dan Fouts (5), Drew Brees (1), Philip Rivers (1).

300-YARD PASSING PERFORMANCES BY SEASON

Season	Player	Reg. Season	Postseason
1960	Jack Kemp	2	0
1961	Jack Kemp	3	0
1963	Tobin Rote	1	0
1965	John Hadl	2	0
1966	John Hadl	2	0
1967	John Hadl	4	0
1968	John Hadl	5	0
1971	John Hadl	3	0
1974	Dan Fouts	1	0
1975	Dan Fouts	1	0
1978	Dan Fouts	2	0
1979	Dan Fouts	6	1
1980	Dan Fouts	8	2
1981	Dan Fouts	7	1
1982	Dan Fouts	5	1
1983	Dan Fouts	5	0
	Ed Luther	3	0
1984	Dan Fouts	5	0
	Ed Luther	1	0
1985	Dan Fouts	7	0
	Mark Herrmann	3	0
1986	Dan Fouts	1	0
1987	Dan Fouts	3	0
1989	Billy Joe Tolliver	2	0
	Jim McMahon	1	0
1990	Billy Joe Tolliver	1	0
1991	John Friesz	2	0
1992	Stan Humphries	1	0
1994	Stan Humphries	1	0
1995	Stan Humphries	2	0
1996	Stan Humphries	1	0
1997	Stan Humphries	1	0
1998	Craig Whelihan	1	0
1999	Jim Harbaugh	2	0
2000	Jim Harbaugh	1	0
	Ryan Leaf	1	0
2001	Doug Flutie	4	0
2002	Drew Brees	3	0
2003	Drew Brees	1	0
2004	Drew Brees	1	1
2005	Drew Brees	2	0
2006	Philip Rivers	2	0
2007	Philip Rivers	2	0
2008	Philip Rivers	5	1
2009	Philip Rivers	5	0
2010	Philip Rivers	6	0
2011	Philip Rivers	6	0
2012	Philip Rivers	2	0
2013	Philip Rivers	5	0
2014	Philip Rivers	4	0
2015	Philip Rivers	8	0
2016	Philip Rivers	6	0
2017	Philip Rivers	6	0

REGULAR-SEASON 100-YARD RUSHING PERFORMANCES

Yards	Date	Player	Opponent	Att	TD
243	Dec. 28, 2003	LaDainian Tomlinson	vs. Oakland	31	2
220	Dec. 1, 2002	LaDainian Tomlinson	vs. Denver (OT)	37	3
217	Sept. 29, 2002	LaDainian Tomlinson	vs. New England	27	2
	Dec. 18, 1988	Gary Anderson	vs. Kansas City	34	1
200	Oct. 19, 2003	LaDainian Tomlinson	at Cleveland	26	1
199	Dec. 17, 2006	LaDainian Tomlinson	vs. Kansas City	25	2
198	Oct. 14, 2007	LaDainian Tomlinson	vs. Oakland	24	4
196	Nov. 6, 2016	Melvin Gordon	vs. Tennessee	32	1
192	Sept. 25, 2005	LaDainian Tomlinson	vs. N.Y. Giants	21	3
189	Dec. 24, 1967	Brad Hubbert	vs. N.Y. Jets	15	2
187	Sept. 28, 2003	LaDainian Tomlinson	at Oakland (OT)	28	1
184	Nov. 27, 2005	LaDainian Tomlinson	at Washington (OT)	25	3
183	Oct. 29, 2006	LaDainian Tomlinson	vs. St. Louis	25	2
	Jan. 2, 2000	Jermaine Fazande	at Denver	30	1
	Dec. 22, 1963	Paul Lowe	vs. Denver	17	2
181	Oct. 5, 1997	Gary Brown	at Oakland	36	1
178	Dec. 3, 2006	LaDainian Tomlinson	at Buffalo	28	2
177	Dec. 2, 2007	LaDainian Tomlinson	at Kansas City	23	2
176	Dec. 17, 1989	Marion Butts	at Kansas City	39	0
172	Nov. 5, 2006	LaDainian Tomlinson	vs. Cleveland	18	3
170	Dec. 11, 1988	Gary Anderson	vs. Pittsburgh	26	0
169	Oct. 26, 1997	Gary Brown	vs. Indianapolis	28	1
166	Sept. 30, 1962	Keith Lincoln	at Oakland	12	1
165	Sept. 20, 1998	Natrone Means	at Kansas City	22	1
164	Nov. 21, 2004	LaDainian Tomlinson	at Oakland	37	1
162	Nov. 9, 2003	LaDainian Tomlinson	vs. Minnesota	16	2
161	Sept. 7, 1981	Chuck Muncie	at Cleveland	24	1
	Oct. 13, 1963	Paul Lowe	vs. N.Y. Jets	16	1
159	Dec. 2, 1990	Marion Butts	vs. N.Y. Jets	26	2
157	Sept. 16, 1979	Clarence Williams	vs. Buffalo	18	4
	Sept. 29, 1974	Don Woods	vs. Miami	18	2
	Oct. 3, 1965	Paul Lowe	vs. Houston	20	0
155	Sept. 24, 1984	Earnest Jackson	at L.A. Raiders	29	1
154	Oct. 27, 1974	Don Woods	vs. Kansas City	22	1
153	Oct. 20, 2002	LaDainian Tomlinson	at Oakland (OT)	39	1
151	Nov. 16, 1981	Chuck Muncie	at Seattle	20	2
	Nov. 3, 1968	Dickie Post	vs. Miami	21	0
150	Oct. 18, 1992	Rod Bernstine	vs. Indianapolis	23	2
149	Nov. 27, 1960	Paul Lowe	vs. Oakland	26	1
147	Oct. 7, 2007	Michael Turner	at Denver	10	1
	Oct. 3, 2004	LaDainian Tomlinson	vs. Tennessee	17	1
	Sept. 21, 1969	Dickie Post	at Cincinnati	15	0
146	Dec. 9, 2007	LaDainian Tomlinson	at Tennessee (OT)	26	1
145	Dec. 23, 2001	LaDainian Tomlinson	at Kansas City	27	0
	Nov. 13, 1988	Gary Anderson	at Atlanta	24	0
	Dec. 3, 1972	Mike Garrett	vs. Oakland	28	0
144	Dec. 29, 2013	Ryan Mathews	vs. Kansas City (OT)	24	0
	Nov. 12, 1978	Lydell Mitchell	vs. Kansas City (OT)	29	0
142	Dec. 1, 1974	Don Woods	at N.Y. Jets	25	1
140	Oct. 16, 2005	LaDainian Tomlinson	at Oakland	31	1
	Sept. 6, 1968	Dickie Post	vs. Cincinnati	16	1
138	Sept. 17, 2006	Michael Turner	vs. Tennessee	13	0
137	Nov. 27, 2011	Ryan Mathews	vs. Denver (OT)	22	0
	Oct. 28, 1960	Paul Lowe	at Boston	8	1
134	Oct. 2, 2005	LaDainian Tomlinson	at New England	25	2
133	Oct. 6, 1974	Don Woods	vs. Philadelphia	21	0
132	Oct. 29, 2017	Melvin Gordon	at New England	14	1
	Sept. 30, 2007	LaDainian Tomlinson	vs. Kansas City	20	1
	Oct. 8, 1972	Mike Garrett	at Baltimore	27	2
131	Sept. 11, 2006	LaDainian Tomlinson	at Oakland	31	1
	Dec. 12, 2004	LaDainian Tomlinson	vs. Tampa Bay	25	1
	Dec. 22, 2002	LaDainian Tomlinson	at Kansas City	24	0
	Sept. 25, 1988	Gary Anderson	at Kansas City	23	1
130	Oct. 4, 1998	Natrone Means	at Indianapolis	31	1
	Oct. 28, 1973	Mike Garrett	at Cleveland	19	0
	Oct. 27, 1963	Keith Lincoln	vs. Oakland	15	1
129	Jan. 2, 1983	Chuck Muncie	vs. L.A. Raiders	26	2

Continued next page

REGULAR-SEASON 100-YARD RUSHING PERFORMANCES

Yards	Date	Player	Opponent	Att	TD
128	Nov. 25, 1990	Marion Butts	vs. Seattle (OT)	28	0
	Nov. 23, 1969	Dickie Post	vs. Denver	17	3
	Sept. 30, 1961	Paul Lowe	at Buffalo	22	1
127	Dec. 12, 2013	Ryan Mathews	at Denver	29	1
	Nov. 17, 2013	Ryan Mathews	at Miami	19	0
	Dec. 27, 1998	Terrell Fletcher	at Arizona	23	0
	Dec. 3, 1995	Aaron Hayden	vs. Cleveland	32	2
	Sept. 22, 1985	Lionel James	at Cincinnati	12	1
	Oct. 20, 1963	Keith Lincoln	at Kansas City	10	1
126	Dec. 26, 1982	Chuck Muncie	vs. Baltimore	16	0
	Dec. 11, 1966	Paul Lowe	vs. N.Y. Jets	14	2
125	Oct. 9, 2011	Ryan Mathews	at Denver	24	0
	Oct. 9, 1994	Natrone Means	vs. Kansas City	19	1
	Nov. 13, 1966	Paul Lowe	vs. Oakland	10	0
124	Nov. 18, 1984	Earnest Jackson	vs. Miami (OT)	28	0
	Dec. 7, 1975	Rickey Young	at Kansas City	25	2
	Sept. 11, 1965	Paul Lowe	vs. Denver	18	1
123	Dec. 24, 2006	LaDainian Tomlinson	at Seattle	22	0
	Oct. 4, 1969	Dickie Post	vs. Cincinnati	19	0
122	Dec. 16, 2007	Darren Sproles	vs. Detroit	25	2
	Dec. 6, 1998	Terrell Fletcher	at Washington	34	0
	Sept. 17, 1995	Natrone Means	at Philadelphia	23	0
121	Sept. 12, 2004	LaDainian Tomlinson	at Houston	26	1
	Oct. 14, 1990	Marion Butts	at N.Y. Jets	26	2
	Oct. 20, 1968	Dickie Post	vs. Denver	11	1
	Oct. 1, 1967	Dickie Post	at Buffalo	20	1
120	Jan. 2, 2011	Ryan Mathews	at Denver	26	3
	Nov. 10, 2002	LaDainian Tomlinson	at St. Louis	24	1
	Oct. 16, 1994	Natrone Means	at New Orleans	26	3
	Sept. 18, 1988	Gary Anderson	vs. Seattle	19	1
119	Dec. 6, 1981	Chuck Muncie	vs. Buffalo	22	1
118	Dec. 27, 1993	Natrone Means	vs. Miami	18	3
	Nov. 1, 1992	Marion Butts	vs. Indianapolis	27	1
	Oct. 13, 1974	Don Woods	vs. Oakland	17	1
117	Nov. 17, 1974	Don Woods	at Oakland	27	1
116	Dec. 16, 2007	LaDainian Tomlinson	vs. Detroit	15	2
	Nov. 3, 1985	Gary Anderson	vs. Denver	22	1
	Oct. 15, 1967	Dickie Post	vs. Kansas City	15	1
115	Dec. 28, 2008	Darren Sproles	vs. Denver	14	1
	Sept. 24, 1995	Natrone Means	vs. Denver	27	2
	Sept. 10, 1995	Natrone Means	vs. Seattle	26	0
	Dec. 22, 1980	Chuck Muncie	vs. Pittsburgh	26	1
	Nov. 9, 1980	Chuck Muncie	vs. Denver	23	0
114	Oct. 5, 2014	Branden Oliver	vs. N.Y. Jets	19	1
	Dec. 11, 2011	Ryan Mathews	vs. Buffalo	20	0
	Sept. 8, 2002	LaDainian Tomlinson	at Cincinnati	21	1
	Dec. 30, 1990	Rod Bernstine	at L.A. Raiders	27	0
	Nov. 11, 1990	Marion Butts	vs. Denver	16	0
113	Dec. 18, 2005	Michael Turner	at Indianapolis	8	1
	Dec. 5, 2004	LaDainian Tomlinson	vs. Denver	30	2
	Sept. 9, 2001	LaDainian Tomlinson	vs. Washington	36	2
	Nov. 16, 1969	Dickie Post	at Oakland	20	0
112	Dec. 5, 2011	Ryan Mathews	at Jacksonville	13	1
	Oct. 18, 1998	Natrone Means	vs. Philadelphia	21	1
	Sept. 29, 1991	Rod Bernstine	vs. Kansas City	26	1
	Sept. 7, 1980	John Cappelletti	at Seattle	16	0
	Nov. 7, 1965	Paul Lowe	vs. Denver	17	0
111	Oct. 30, 2016	Melvin Gordon	at Denver	23	0
	Nov. 22, 2010	Mike Tolbert	vs. Denver	25	1
	Dec. 19, 2004	LaDainian Tomlinson	at Cleveland	26	2
	Dec. 15, 1975	Rickey Young	vs. N.Y. Jets	21	1
110	Oct. 20, 2013	Ryan Mathews	at Jacksonville	21	1
	Dec. 15, 2002	LaDainian Tomlinson	at Buffalo	28	1
	Sept. 12, 1983	Chuck Muncie	at Kansas City	27	1
	Oct. 23, 1965	Paul Lowe	at N.Y. Jets	16	2
	Nov. 5, 1961	Paul Lowe	vs. Titans of N.Y.	9	1
109	Nov. 26, 2006	LaDainian Tomlinson	vs. Oakland	19	2
	Nov. 16, 1980	Mike Thomas	vs. Kansas City	27	2
	Dec. 18, 1960	Fred Ford	vs. Titans of N.Y.	7	1
108	Nov. 19, 1967	Dickie Post	at Kansas City	18	1
	Dec. 2, 1962	Gerry McDougall	vs. Oakland	22	2
107	Dec. 24, 2007	LaDainian Tomlinson	vs. Denver	19	1
	Nov. 6, 2005	LaDainian Tomlinson	at N.Y. Jets	25	3
	Sept. 30, 2001	LaDainian Tomlinson	vs. Cincinnati	21	3
	Sept. 11, 1994	Natrone Means	vs. Cincinnati	21	1
106	Sept. 28, 2008	LaDainian Tomlinson	at Oakland	20	2
	Nov. 30, 2003	LaDainian Tomlinson	vs. Kansas City	19	1
	Dec. 14, 1969	Dickie Post	vs. Buffalo	19	2
	Dec. 1, 1968	Russ Smith	at Denver	18	1
	Oct. 22, 1961	Paul Lowe	at Oakland*	11	2
	**** – Played at Candlestick Park in San Francisco, Calif.***				
	Dec. 10, 1960	Paul Lowe	vs. Denver	19	1
105	Oct. 8, 2017	Melvin Gordon	at N.Y. Giants	20	0
	Nov. 23, 2014	Ryan Mathews	vs. St. Louis	12	1
	Oct. 26, 2008	LaDainian Tomlinson	at New Orleans*	19	0
	**** – Played at Wembley Stadium in London, England.***				
	Nov. 19, 2006	LaDainian Tomlinson	at Denver	20	3
	Sept. 21, 2003	LaDainian Tomlinson	vs. Baltimore	23	1
	Nov. 7, 1993	Natrone Means	at Minnesota	17	1
	Dec. 20, 1982	James Brooks	vs. Cincinnati	12	3
	Oct. 12, 1975	Don Woods	vs. L.A. Rams (OT)	24	1
	Dec. 15, 1974	Don Woods	vs. Denver	24	1
104	Nov. 12, 2006	LaDainian Tomlinson	at Cincinnati	22	4
	Oct. 30, 1994	Natrone Means	vs. Seattle	26	1
	Nov. 22, 1992	Marion Butts	vs. Tampa Bay	22	0
	Dec. 15, 1991	Rod Bernstine	vs. Miami	13	3
	Sept. 24, 1972	Mike Garrett	vs. Denver	21	1
	Oct. 13, 1968	Gene Foster	at Oakland	27	1
	Sept. 19, 1965	Gene Foster	at Oakland	21	0
103	Dec. 8, 2013	Ryan Mathews	vs. N.Y. Giants	29	1
	Nov. 28, 2010	Mike Tolbert	at Indianapolis	26	1
	Dec. 10, 2006	LaDainian Tomlinson	vs. Denver	28	3
	Oct. 10, 2004	Jesse Chatman	vs. Jacksonville	11	1
	Sept. 22, 1991	Rod Bernstine	at Denver	18	0
	Sept. 16, 1990	Marion Butts	vs. Cincinnati	18	0
102	Sept. 18, 2016	Melvin Gordon	vs. Jacksonville	24	1
	Oct. 14, 2013	Ryan Mathews	vs. Indianapolis	22	0
	Oct. 7, 2001	LaDainian Tomlinson	at Cleveland	19	1
	Nov. 6, 1994	Natrone Means	at Atlanta	25	0
	Oct. 11, 1981	Chuck Muncie	vs. Minnesota	21	2
	Nov. 26, 1972	Mike Garrett	vs. Houston	17	0
	Dec. 1, 1963	Keith Lincoln	vs. Houston	13	1
	Nov. 11, 1962	Jacque MacKinnon	vs. Buffalo	17	0
101	Oct. 12, 2014	Branden Oliver	at Oakland	26	1
	Oct. 11, 1998	Natrone Means	at Oakland	37	0
	Nov. 5, 1978	Lydell Mitchell	vs. Cincinnati	28	0
	Nov. 17, 1963	Keith Lincoln	at Buffalo	10	1
100	Oct. 3, 2010	Mike Tolbert	vs. Arizona	16	1
	Oct. 23, 1994	Natrone Means	vs. Denver	19	0
	Nov. 2, 1986	Gary Anderson	vs. Kansas City	25	0
	Sept. 15, 1974	Cid Edwards	at Houston	16	0
	Nov. 8, 1964	Keith Lincoln	at Denver	20	0
	Sept. 10, 1961	Paul Lowe	at Dallas	13	1

REGULAR-SEASON 100-YARD RUSHING GAMES BY PLAYER (37 PLAYERS, 188 PERFORMANCES): LaDainian Tomlinson (46), Paul Lowe (15), Natrone Means (15), Ryan Mathews (12), Dickie Post (11), Chuck Muncie (9), Marion Butts (8), Don Woods (8), Gary Anderson (7), Keith Lincoln (6), Rod Bernstine (5), Mike Garrett (5), Melvin Gordon (5), Mike Tolbert (3), Michael Turner (3), Gary Brown (2), Terrell Fletcher (2), Gene Foster (2), Earnest Jackson (2), Lydell Mitchell (2), Branden Oliver (2), Darren Sproles (2), Rickey Young (2), James Brooks (1), John Cappelletti (1), Jesse Chatman (1), Cid Edwards (1), Jermaine Fazande (1), Fred Ford (1), Aaron Hayden (1), Brad Hubbert (1), Lionel James (1), Jacque MacKinnon (1), Gerry McDougall (1), Russ Smith (1), Mike Thomas (1), Clarence Williams (1).

POSTSEASON 100-YARD RUSHING PERFORMANCES

Yards	Date	Player	Opp	Att	TD
206	Jan. 5, 1964	Keith Lincoln	vs. Boston †	13	1
165	Jan. 1, 1961	Paul Lowe	at Houston †	21	1
139	Jan. 8, 1995	Natrone Means	vs. Miami**	24	1
126	Jan. 9, 1983	Chuck Muncie	at Pittsburgh*	25	0
123	Jan. 14, 2007	LaDainian Tomlinson	vs. New England**	23	2
120	Jan. 2, 1982	Chuck Muncie	at Miami**	24	1
119	Jan. 2, 1993	Marion Butts	vs. Kansas City*	15	1
105	Jan. 3, 2009	Darren Sproles	vs. Indianapolis*	22	2

† – AFL Championship * – AFC Wild Card **– AFC Divisional

POSTSEASON 100-YARD RUSHING GAMES BY PLAYER (7 PLAYERS, 8 PERFORMANCES): Chuck Muncie (2), Marion Butts (1), Keith Lincoln (1), Paul Lowe (1), Natrone Means (1), Darren Sproles (1), LaDainian Tomlinson (1).

100-YARD RUSHING PERFORMANCES BY SEASON

Season	Player	Reg. Season	Postseason
1960	Paul Lowe	3	1
	Fred Ford	1	0
1961	Paul Lowe	4	0
1962	Keith Lincoln	1	0
	Jacque MacKinnon	1	0
	Gerry McDougall	1	0
1963	Keith Lincoln	4	1
	Paul Lowe	2	0
1964	Keith Lincoln	1	0
1965	Paul Lowe	4	0
	Gene Foster	1	0
1966	Paul Lowe	2	0
1967	Dickie Post	3	0
	Brad Hubbert	1	0
1968	Dickie Post	3	0
	Gene Foster	1	0
	Russ Smith	1	0
1969	Dickie Post	5	0
1972	Mike Garrett	4	0
1973	Mike Garrett	1	0
1974	Don Woods	7	0
	Cid Edwards	1	0
1975	Rickey Young	2	0
	Don Woods	1	0
1978	Lydell Mitchell	2	0
1979	Clarence Williams	1	0
1980	Chuck Muncie	2	0
	John Cappelletti	1	0
	Mike Thomas	1	0
1981	Chuck Muncie	4	1
1982	Chuck Muncie	2	1
	James Brooks	1	0
1983	Chuck Muncie	1	0
1984	Earnest Jackson	2	0
1985	Gary Anderson	1	0
	Lionel James	1	0
1986	Gary Anderson	1	0
1988	Gary Anderson	5	0
1989	Marion Butts	1	0
1990	Marion Butts	5	0
	Rod Bernstine	1	0
1991	Rod Bernstine	3	0
1992	Marion Butts	2	1
	Rod Bernstine	1	0
1993	Natrone Means	2	0
1994	Natrone Means	6	1
1995	Natrone Means	3	0
	Aaron Hayden	1	0
1997	Gary Brown	2	0
1998	Natrone Means	4	0
	Terrell Fletcher	2	0
1999	Jermaine Fazande	1	0
2001	LaDainaian Tomlinson	4	0
2002	LaDainaian Tomlinson	7	0
2003	LaDainaian Tomlinson	6	0
2004	LaDainaian Tomlinson	6	0
	Jesse Chatman	1	0
2005	LaDainaian Tomlinson	5	0
	Michael Turner	1	0
2006	LaDainaian Tomlinson	10	1
	Michael Turner	1	0
2007	LaDainaian Tomlinson	6	0
	Darren Sproles	1	0
	Michael Turner	1	0
2008	LaDainaian Tomlinson	2	0
	Darren Sproles	1	1
2010	Mike Tolbert	3	0
2011	Ryan Mathews	5	0
2013	Ryan Mathews	6	0
2014	Branden Oliver	2	0
	Ryan Mathews	1	0
2016	Melvin Gordon	3	0
2017	Melvin Gordon	2	0

REGULAR-SEASON 100-YARD RECEIVING PERFORMANCES

Yards	Date	Player	Opponent	Rec	TD
260	Dec. 20, 1982	Wes Chandler	vs. Cincinnati	10	2
243	Sept. 15, 1985	Wes Chandler	vs. Seattle	13	1
232	Oct. 20, 1963	Lance Alworth	at Kansas City	9	2
213	Oct. 10, 2010	Malcom Floyd	at Oakland	8	1
	Oct. 29, 1967	Lance Alworth	at Oakland	10	1
211	Sept. 11, 1965	Lance Alworth	vs. Denver	7	1
210	Nov. 10, 1963	Lance Alworth	at Boston	13	1
203	Nov. 1, 1964	Lance Alworth	vs. Oakland	8	2
194	Nov. 8, 1981	Wes Chandler	vs. Cincinnati	10	2
191	Sept. 7, 1981	Charlie Joiner	at Cleveland	6	0
188	Sept. 28, 1969	Gary Garrison	vs. N.Y. Jets	10	2
185	Nov. 26, 1964	Lance Alworth	vs. Buffalo	4	2
183	Sept. 21, 1968	Lance Alworth	vs. Houston	8	1
182	Oct. 13, 1968	Lance Alworth	at Oakland	9	1
181	Oct. 5, 2003	David Boston	at Jacksonville	14	2
	Nov. 14, 1965	Lance Alworth	at Kansas City	6	1
180	Nov. 2, 1963	Lance Alworth	at N.Y. Jets	5	1
179	Dec. 3, 1984	Bobby Duckworth	vs. Chicago	3	1
177	Oct. 23, 1966	Lance Alworth	at Boston	6	2
175	Dec. 10, 1961	Dave Kocourek	vs. Buffalo	3	1
172	Nov. 23, 2017	Keenan Allen	at Dallas	11	1
	Sept. 18, 2011	Vincent Jackson	at New England	10	2
	Dec. 11, 1994	Tony Martin	vs. San Francisco	9	1
	Oct. 20, 1968	Jacque MacKinnon	vs. Denver	6	2
171	Dec. 22, 1980	Kellen Winslow	vs. Pittsburgh	10	0
	Oct. 19, 1980	Charlie Joiner	vs. N.Y. Giants	10	1
	Dec. 1, 1968	Lance Alworth	at Denver	9	4
169	Oct. 27, 1968	Lance Alworth	at Kansas City	6	0
	Nov. 19, 1961	Dave Kocourek	vs. Dallas	7	1
168	Dec. 17, 1995	Tony Martin	at Indianapolis	10	2
	Nov. 10, 1985	Lionel James	vs. L.A. Raiders (OT)	11	1
	Oct. 21, 1979	Charlie Joiner	at L.A. Rams	7	0
	Oct. 10, 1965	Lance Alworth	at Buffalo	8	2
	Nov. 15, 1964	Lance Alworth	at Kansas City	5	1
167	Dec. 6, 2009	Antonio Gates	at Cleveland	8	0
166	Sept. 13, 2015	Keenan Allen	vs. Detroit	15	0
	Sept. 13, 1981	Charlie Joiner	vs. Detroit	7	0
165	Nov. 20, 2011	Vincent Jackson	at Chicago	7	1
	Oct. 18, 1970	Gary Garrison	at Chicago	8	2
164	Nov. 30, 1980	John Jefferson	vs. Philadelphia	8	0
163	Sept. 10, 1995	Tony Martin	vs. Seattle	13	1
	Oct. 5, 1968	Gary Garrison	at N.Y. Jets	6	2
162	Sept. 17, 1989	Anthony Miller	vs. Houston	7	2
	Dec. 11, 1983	Kellen Winslow	vs. Kansas City	14	3
	Oct. 31, 1971	Gary Garrison	vs. N.Y. Jets	6	1
160	Oct. 26, 1980	John Jefferson	at Dallas	8	1
	Dec. 19, 1965	Lance Alworth	vs. Oakland	5	1
	Oct. 7, 1961	Dave Kocourek	at Boston	3	1
159	Nov. 19, 2017	Keenan Allen	vs. Buffalo	12	2
157	Oct. 18, 2015	Keenan Allen	at Green Bay	14	0
	Oct. 7, 1984	Kellen Winslow	at Green Bay	15	0
156	Dec. 30, 2001	Curtis Conway	vs. Seattle	11	1
	Dec. 10, 1972	Gary Garrison	at Denver	10	1
	Dec. 18, 1966	Lance Alworth	vs. Kansas City	8	1
155	Sept. 28, 1997	Tony Martin	vs. Baltimore	4	3
	Dec. 4, 1978	John Jefferson	vs. Chicago	7	1
154	Dec. 8, 1985	Wes Chandler	vs. Pittsburgh	5	2
153	Nov. 2, 1980	Kellen Winslow	at Cincinnati	9	1
152	Nov. 17, 2002	Curtis Conway	vs. San Francisco (OT)	7	0
	Sept. 18, 1994	Tony Martin	at Seattle	6	1
	Dec. 10, 1989	Anthony Miller	at Washington	8	1
150	Oct. 6, 1985	Wes Chandler	at Seattle	9	2
149	Oct. 13, 1991	Anthony Miller	at L.A. Rams	7	1
	Dec. 17, 1978	John Jefferson	at Houston	6	2
	Dec. 9, 1973	Jerry LeVias	vs. Denver	5	1
	Dec. 20, 1970	Gary Garrison	vs. Kansas City	5	0
	Oct. 8, 1966	Lance Alworth	at N.Y. Jets	10	0
148	Dec. 4, 2008	Vincent Jackson	vs. Oakland	5	1
	Dec. 7, 2003	LaDainian Tomlinson	at Detroit	9	2
	Nov. 24, 1996	Tony Martin	at Kansas City	5	2
147	Dec. 7, 1969	Lance Alworth	vs. Boston	6	1
	Dec. 4, 1966	Lance Alworth	at Houston	4	2
	Dec. 4, 1965	Lance Alworth	vs. N.Y. Jets	7	2
146	Sept. 16, 1984	Kellen Winslow	vs. Houston	10	0
145	Oct. 30, 2005	Antonio Gates	vs. Kansas City	10	3
	Dec. 11, 1982	Charlie Joiner	at San Francisco	8	0
	Oct. 3, 1965	Lance Alworth	vs. Houston	4	2
144	Oct. 3, 2010	Antonio Gates	vs. Arizona	7	2
	Dec. 14, 2003	LaDainian Tomlinson	vs. Green Bay	11	2
	Nov. 19, 2000	Jeff Graham	at Denver	4	2
	Nov. 22, 1981	Kellen Winslow	at Oakland	13	5
143	Oct. 15, 2000	Curtis Conway	at Buffalo (OT)	7	1
142	Oct. 25, 2009	Vincent Jackson	at Kansas City	5	1
	Nov. 7, 1993	Anthony Miller	at Minnesota	7	1
	Oct. 4, 1992	Anthony Miller	vs. Seattle	9	2
	Nov. 3, 1974	Harrison Davis	vs. Cleveland	4	1
	Oct. 22, 1967	Lance Alworth	at Denver	5	1
	Oct. 23, 1965	Lance Alworth	at N.Y. Jets	7	1
141	Nov. 6, 2011	Vincent Jackson	vs. Green Bay	7	3
	Sept. 20, 2009	Vincent Jackson	vs. Baltimore	6	1
	Nov. 28, 1999	Jeff Graham	at Minnesota	6	0
140	Oct. 23, 2016	Tyrell Williams	at Atlanta (OT)	7	0
	Jan. 3, 2010	Malcom Floyd	vs. Washington	9	0
	Dec. 6, 1987	Wes Chandler	at Houston	10	0
	Sept. 23, 1962	Dave Kocourek	vs. Houston	5	0
139	Nov. 23, 2003	David Boston	vs. Cincinnati	9	2

REGULAR-SEASON 100-YARD RECEIVING PERFORMANCES

Yards	Date	Player	Opponent	Rec	TD
138	Oct. 1, 2017	Keenan Allen	vs. Philadelphia	5	0
	Sept. 22, 1996	Tony Martin	at Oakland	10	3
	Jan. 2, 1983	Wes Chandler	vs. L.A. Raiders	6	1
137	Sept. 16, 1990	Anthony Miller	vs. Cincinnati	9	0
	Oct. 14, 1979	John Jefferson	vs. Seattle	9	2
	Oct. 5, 1968	Lance Alworth	at N.Y. Jets	8	1
136	Sept. 29, 2013	Antonio Gates	vs. Dallas	10	1
135	Sept. 28, 2014	Keenan Allen	vs. Jacksonville	10	0
	Oct. 12, 1980	Charlie Joiner	at Oakland	8	0
134	Nov. 11, 2012	Danario Alexander	at Tampa Bay	5	1
	Oct. 12, 2008	Vincent Jackson	vs. New England	5	1
	Sept. 25, 1983	Wes Chandler	vs. Cleveland (OT)	6	2
	Sept. 26, 1976	Charlie Joiner	vs. St. Louis	5	1
	Oct. 2, 1966	Gene Foster	vs. Miami	6	2
133	Dec. 31, 2017	Keenan Allen	vs. Oakland	9	1
	Sept. 27, 2015	Keenan Allen	at Minnesota	12	2
	Sept. 9, 1984	Pete Holohan	at Seattle	6	0
132	Dec. 10, 2017	Tyrell Williams	vs. Washington	4	1
	Nov. 6, 2005	Antonio Gates	at N.Y. Jets	8	0
	Dec. 3, 1995	Tony Martin	vs. Cleveland	9	1
	Sept. 14, 1980	Kellen Winslow	vs. Oakland (OT)	9	1
131	Oct. 20, 1968	Lance Alworth	vs. Denver	4	1
130	Nov. 12, 1978	John Jefferson	vs. Kansas City (OT)	7	2
129	Dec. 29, 2002	Stephen Alexander	vs. Seattle (OT)	8	1
	Oct. 13, 2002	Curtis Conway	vs. Kansas City	8	0
	Oct. 25, 1992	Anthony Miller	vs. Denver	6	1
	Nov. 5, 1989	Anthony Miller	vs. Philadelphia	5	2
128	Nov. 3, 2013	Keenan Allen	at Washington (OT)	8	1
	Sept. 6, 1998	Bryan Still	vs. Buffalo	6	1
	Nov. 3, 1996	Tony Martin	at Indianapolis	6	1
	Dec. 15, 1968	Gary Garrison	vs. Oakland	4	0
127	Jan. 1, 2012	Malcom Floyd	at Oakland	7	1
	Nov. 9, 1980	Charlie Joiner	vs. Denver	9	0
	Dec. 11, 1966	Lance Alworth	vs. N.Y. Jets	7	0
	Nov. 25, 1965	Lance Alworth	vs. Buffalo	7	0
126	Dec. 6, 1981	Kellen Winslow	vs. Buffalo	6	1
	Nov. 11, 1962	Dave Kocourek	vs. Buffalo	7	1
125	Nov. 13, 2016	Tyrell Williams	vs. Miami	5	1
	Dec. 11, 1982	Wes Chandler	at San Francisco	7	3
	Oct. 4, 1969	Lance Alworth	vs. Cincinnati	8	0
	Nov. 12, 1967	Lance Alworth	vs. Miami	4	1
	Nov. 4, 1962	Jerry Robinson	vs. Denver	3	1
124	Nov. 24, 2013	Keenan Allen	at Kansas City	9	0
	Sept. 15, 2013	Antonio Gates	at Philadelphia	8	0
	Oct. 4, 2009	Antonio Gates	at Pittsburgh	9	2
	Sept. 20, 2009	Darren Sproles	vs. Baltimore	7	1
	Nov. 10, 1991	Anthony Miller	vs. Seattle	5	0
	Dec. 15, 1985	Wes Chandler	vs. Philadelphia	5	0
	Oct. 25, 1981	Charlie Joiner	at Chicago (OT)	5	1
	Oct. 25, 1970	Lance Alworth	vs. Houston	2	1
	Oct. 9, 1964	Lance Alworth	at Boston	8	2
	Oct. 28, 1960	Ralph Anderson	at Boston	6	1
123	Oct. 31, 2010	Antonio Gates	vs. Tennessee	5	1
	Dec. 11, 2005	Antonio Gates	vs. Miami	13	1
	Sept. 11, 2005	Keenan McCardell	vs. Dallas	9	2
	Sept. 12, 2004	Antonio Gates	at Houston	8	0
	Oct. 3, 1993	Anthony Miller	at Seattle	10	1
	Nov. 25, 1979	Charlie Joiner	vs. Kansas City	9	1
	Oct. 16, 1966	Keith Lincoln	at Buffalo	5	1
	Dec. 4, 1960	Dave Kocourek	at Oakland*	6	0
	**** – Played at Candlestick Park in San Francisco, Calif.***				
122	Sept. 20, 1970	Gary Garrison	vs. Baltimore	3	2
	Dec. 14, 1969	Lance Alworth	vs. Buffalo	7	1
121	Nov. 30, 2014	Keenan Allen	at Baltimore	11	2
	Nov. 5, 1995	Tony Martin	vs. Miami	7	1
	Nov. 28, 1982	Charlie Joiner	vs. Denver	7	0
	Sept. 29, 1968	Gary Garrison	at Cincinnati	5	2
	Sept. 24, 1967	Lance Alworth	vs. Houston	10	1
	Oct. 15, 1961	Don Norton	at Titans of N.Y.	5	0
120	Oct. 2, 2016	Dontrelle Inman	vs. New Orleans	7	1
	Dec. 13, 2009	Vincent Jackson	at Dallas	7	0
	Sept. 27, 2009	Vincent Jackson	vs. Miami	5	0
	Oct. 28, 2001	Curtis Conway	vs. Buffalo	9	0
	Sept. 3, 1995	Shawn Jefferson	at Oakland	6	1
	Dec. 26, 1982	Kellen Winslow	vs. Baltimore	7	3
	Sept. 12, 1982	Wes Chandler	at Denver	4	0
	Nov. 19, 1961	Don Norton	vs. Dallas	6	0
119	Nov. 27, 2016	Dontrelle Inman	at Houston	6	1
	Sept. 11, 1994	Mark Seay	vs. Cincinnati	8	2
	Jan. 2, 1994	Anthony Miller	at Tampa Bay	7	1
	Sept. 12, 1993	Nate Lewis	at Denver	10	1
	Nov. 18, 1984	Eric Sievers	vs. Miami (OT)	12	2
	Nov. 4, 1984	Charlie Joiner	at Indianapolis	9	1
	Sept. 24, 1984	Kellen Winslow	at L.A. Raiders	9	1
	Nov. 3, 1974	Don Woods	vs. Cleveland	3	2
	Oct. 22, 1972	Gary Garrison	at Detroit	7	2
	Nov. 23, 1967	Gary Garrison	vs. Denver	4	0
	Oct. 2, 1966	Lance Alworth	vs. Miami	6	2
	Sept. 12, 1964	Lance Alworth	vs. Houston	6	1
	Dec. 8, 1963	Don Norton	at Oakland	6	1
	Nov. 27, 1960	Don Norton	vs. Oakland	4	1
118	Nov. 29, 2009	Antonio Gates	vs. Kansas City	7	2
	Dec. 12, 2004	Eric Parker	vs. Tampa Bay	6	1
	Nov. 19, 2000	Curtis Conway	at Denver	4	1
	Oct. 13, 1985	Charlie Joiner	vs. Kansas City	6	1
	Sept. 22, 1985	Lionel James	at Cincinnati	5	1
	Dec. 26, 1982	Wes Chandler	vs. Baltimore	4	2
	Nov. 22, 1982	Wes Chandler	at L.A. Raiders	7	0
117	Oct. 9, 2016	Travis Benjamin	at Oakland	7	0
	Oct. 9, 2016	Tyrell Williams	at Oakland	5	1
	Oct. 6, 2013	Vincent Brown	at Oakland	7	0
	Oct. 17, 2010	Patrick Crayton	at St. Louis	6	0
	Dec. 14, 2003	Antonio Gates	vs. Green Bay	5	0
	Oct. 14, 2001	Curtis Conway	at New England (OT)	4	0
	Nov. 20, 1983	Kellen Winslow	at St. Louis	5	1
	Sept. 30, 1973	Gary Garrison	vs. Cincinnati	4	0
116	Dec. 18, 1994	Tony Martin	at N.Y. Jets	3	2
	Dec. 16, 1990	Ronnie Harmon	at Denver	8	0
	Oct. 15, 1989	Anthony Miller	vs. Seattle	7	0
	Dec. 13, 1987	Wes Chandler	vs. Pittsburgh	7	0
	Dec. 20, 1982	Kellen Winslow	vs. Cincinnati	6	0
	Sept. 22, 1974	Gary Garrison	at Cincinnati	8	0
115	Oct. 1, 2017	Tyrell Williams	vs. Philadelphia	5	1
	Sept. 18, 2016	Travis Benjamin	vs. Jacksonville	6	2
	Oct. 6, 2013	Keenan Allen	at Oakland	6	1
	Sept. 2, 1984	Bobby Duckworth	at Minnesota	4	0
	Sept. 18, 1983	Eric Sievers	at Seattle	6	2
	Oct. 7, 1979	Charlie Joiner	at Denver	7	0
	Dec. 24, 1967	Gary Garrison	vs. N.Y. Jets	8	0
114	Dec. 12, 1999	Jeff Graham	at Seattle	9	0
	Dec. 9, 1995	Mark Seay	vs. Arizona	7	2
	Oct. 12, 1980	John Jefferson	at Oakland	5	1
	Nov. 22, 1970	Gary Garrison	at Oakland	6	2
	Oct. 6, 1963	Lance Alworth	at Denver	4	1
113	Oct. 7, 2007	Antonio Gates	at Denver	7	1
	Sept. 23, 2007	Antonio Gates	at Green Bay	11	0
	Sept. 15, 2002	Curtis Conway	vs. Houston	5	1
	Dec. 24, 2000	Jeff Graham	vs. Pittsburgh	5	1
	Oct. 15, 2000	Jeff Graham	at Buffalo (OT)	9	1
	Dec. 26, 1999	Jeff Graham	vs. Oakland	3	1
	Nov. 11, 1996	Tony Martin	vs. Detroit	8	1
	Dec. 21, 1986	Wes Chandler	at Cleveland	6	1
	Nov. 20, 1986	Gary Anderson	vs. L.A. Raiders (OT)	7	0
	Dec. 13, 1980	John Jefferson	vs. Seattle	8	1
	Oct. 18, 1964	Dave Kocourek	vs. Denver	4	1
112	Dec. 16, 2010	Vincent Jackson	vs. San Francisco	5	3
	Dec. 13, 1981	Wes Chandler	at Tampa Bay	8	0
	Oct. 21, 1979	John Jefferson	at L.A. Rams	3	1
	Sept. 26, 1964	Don Norton	at Buffalo	4	0
111	Dec. 10, 2017	Keenan Allen	vs. Washington	6	0
	Nov. 7, 2010	Seyi Ajirotutu	at Houston	4	2
	Dec. 21, 2008	Vincent Jackson	at Tampa Bay	7	0
	Nov. 11, 2001	Curtis Conway	at Denver	3	1
	Oct. 29, 2000	Freddie Jones	vs. Oakland	10	2
	Nov. 29, 1981	Wes Chandler	vs. Denver	4	0
	Oct. 16, 1977	Don Woods	vs. New England	8	0
	Oct. 3, 1971	Billy Parks	at Pittsburgh	8	1
	Nov. 27, 1966	Lance Alworth	at Denver	6	2
	Oct. 27, 1963	Jacque MacKinnon	vs. Oakland	3	1

REGULAR-SEASON 100-YARD RECEIVING PERFORMANCES

Yards	Date	Player	Opponent	Rec	TD
110	Sept. 13, 2010	Legedu Naanee	vs. Kansas City	5	1
	Oct. 3, 2004	Reche Caldwell	vs. Tennessee	3	1
	Dec. 9, 2001	Jeff Graham	at Philadelphia	5	2
	Dec. 27, 1993	Anthony Miller	vs. Miami	7	2
	Nov. 15, 1992	Anthony Miller	at Cleveland	7	1
	Oct. 11, 1987	Al Williams	at Tampa Bay	5	0
	Nov. 30, 1986	Wes Chandler	at Indianapolis	5	1
	Dec. 8, 1985	Charlie Joiner	vs. Pittsburgh	6	0
	Sept. 4, 1983	Bobby Duckworth	vs. N.Y. Jets	4	1
	Oct. 26, 1980	Kellen Winslow	at Dallas	5	2
	Sept. 14, 1980	John Jefferson	vs. Oakland (OT)	9	2
	Oct. 22, 1978	Charlie Joiner	at Detroit	5	1
	Dec. 3, 1961	Don Norton	at Houston	6	2
109	Sept. 16, 2012	Malcom Floyd	vs. Tennessee	6	0
	Sept. 26, 2010	Antonio Gates	at Seattle	7	1
	Nov. 12, 2006	Malcom Floyd	at Cincinnati	5	1
	Dec. 7, 1997	Eric Metcalf	vs. Atlanta	8	0
	Oct. 25, 1979	John Jefferson	at Oakland	4	1
	Dec. 1, 1974	Gary Garrison	at N.Y. Jets	4	1
	Sept. 21, 1969	Gary Garrison	at Cincinnati	3	0
	Oct. 17, 1965	Lance Alworth	at Boston	3	1
	Nov. 20, 1960	Ralph Anderson	vs. Buffalo	7	0
108	Oct. 7, 2012	Malcom Floyd	at New Orleans	5	0
	Dec. 5, 2011	Malcom Floyd	at Jacksonville	4	1
	Oct. 2, 2011	Vincent Jackson	vs. Miami	3	1
	Dec. 20, 2009	Vincent Jackson	vs. Cincinnati	5	2
	Oct. 2, 2005	Antonio Gates	at New England	6	0
	Sept. 25, 1983	Kellen Winslow	vs. Cleveland (OT)	8	0
	Dec. 4, 1977	Larry Dorsey	vs. Cleveland	4	1
	Oct. 10, 1976	Charlie Joiner	vs. Oakland	5	0
	Nov. 9, 1975	Gary Garrison	vs. New England	7	1
	Oct. 15, 1967	Gary Garrison	vs. Kansas City	4	0
107	Oct. 14, 2013	Keenan Allen	vs. Indianapolis	9	1
	Oct. 31, 2011	Malcom Floyd	at Kansas City (OT)	5	0
	Sept. 9, 2007	Antonio Gates	vs. Chicago	9	1
	Oct. 21, 2001	Jeff Graham	vs. Denver	7	2
	Oct. 1, 2000	Jeff Graham	at St. Louis	7	0
	Nov. 24, 1985	Kellen Winslow	at Houston	7	0
	Oct. 21, 1984	Kellen Winslow	vs. L.A. Raiders	8	1
	Nov. 28, 1982	Kellen Winslow	vs. Denver	8	3
	Oct. 19, 1980	John Jefferson	vs. N.Y. Giants	5	1
	Oct. 25, 1979	Charlie Joiner	at Oakland	9	0
	Oct. 10, 1965	Don Norton	at Buffalo	6	0
	Oct. 19, 1962	Don Norton	at Boston	4	0
106	Dec. 1, 2013	Keenan Allen	vs. Cincinnati	8	0
	Jan. 1, 2012	Antonio Gates	at Oakland	5	1
	Sept. 4, 1983	Charlie Joiner	vs. N.Y. Jets	5	1
	Dec. 6, 1981	Charlie Joiner	vs. Buffalo	7	0
	Nov. 16, 1981	Kellen Winslow	at Seattle	7	0
	Sept. 27, 1981	Kellen Winslow	at Denver	10	1
	Nov. 18, 1979	John Jefferson	vs. Pittsburgh	5	1
	Oct. 17, 1976	Charlie Joiner	vs. Houston	2	1
	Oct. 23, 1971	Gary Garrison	vs. Buffalo	4	0
	Oct. 1, 1967	Willie Frazier	at Buffalo	5	1
	Oct. 31, 1965	Don Norton	vs. Boston	5	0
105	Dec. 3, 2017	Keenan Allen	vs. Cleveland	10	1
	Sept. 24, 2017	Travis Benjamin	vs. Kansas City	5	0
	Sept. 28, 2014	Eddie Royal	vs. Jacksonville	5	2
	Nov. 22, 2010	Patrick Crayton	vs. Denver	3	1
	Nov. 25, 2007	Antonio Gates	vs. Baltimore	6	2
	Oct. 17, 1993	Anthony Miller	vs. Kansas City	6	1
	Nov. 1, 1992	Anthony Miller	vs. Indianapolis	6	0
	Dec. 10, 1989	Wayne Walker	at Washington	7	1
	Dec. 14, 1986	Kellen Winslow	vs. Seattle	8	1
	Nov. 25, 1984	Wes Chandler	at Pittsburgh	4	1
	Nov. 22, 1982	Kellen Winslow	at L.A. Raiders	8	0
	Oct. 3, 1976	Charlie Joiner	at Denver	5	0
	Oct. 17, 1971	Gary Garrison	at Denver	4	1
	Sept. 9, 1967	Willie Frazier	vs. Boston	5	2
	Dec. 4, 1960	Don Norton	at Oakland*	7	1
	**** – Played at Candlestick Park in San Francisco, Calif.***				
	Nov. 13, 1960	Dave Kocourek	vs. Houston	7	0
104	Nov. 23, 2014	Keenan Allen	vs. St. Louis	6	1
	Dec. 10, 2006	Antonio Gates	vs. Denver	7	2
	Sept. 27, 1998	Bryan Still	vs. N.Y. Giants	8	0
	Oct. 25, 1992	Derrick Walker	vs. Denver	4	1
	Nov. 19, 1989	Anthony Miller	at Pittsburgh	7	2
	Dec. 9, 1979	John Jefferson	at New Orleans	5	1
103	Oct. 12, 2014	Malcom Floyd	at Oakland	5	1
	Nov. 1, 2009	Vincent Jackson	vs. Oakland	8	1
	Dec. 26, 2004	Eric Parker	at Indianapolis (OT)	7	1
	Dec. 12, 1993	Anthony Miller	vs. Green Bay	8	0
	Nov. 27, 1983	Kellen Winslow	vs. Denver	6	2
	Oct. 31, 1983	Wes Chandler	vs. Washington	4	1
	Sept. 7, 1980	John Jefferson	at Seattle	6	2
	Dec. 2, 1979	John Jefferson	vs. Atlanta	5	0
	Oct. 11, 1969	Gary Garrison	at Miami	4	2
	Nov. 17, 1968	Jacque MacKinnon	at Buffalo	3	2
	Oct. 29, 1961	Don Norton	vs. Denver	5	1
	Sept. 10, 1960	Ralph Anderson	vs. Dallas	5	1
102	Sept. 15, 2013	Malcom Floyd	at Philadelphia	5	0
	Dec. 2, 2012	Danario Alexander	vs. Cincinnati	6	0
	Dec. 21, 2003	Kassim Osgood	at Pittsburgh	4	1
	Jan. 2, 2000	Jeff Graham	at Denver	6	0
	Nov. 27, 1983	Charlie Joiner	vs. Denver	7	0
	Nov. 8, 1981	Dwight Scales	vs. Cincinnati	3	0
	Oct. 19, 1980	Kellen Winslow	vs. N.Y. Giants	6	0
101	Nov. 21, 2004	Antonio Gates	at Oakland	8	1
	Oct. 8, 2000	Reggie Jones	vs. Denver	7	0
	Dec. 11, 1982	Kellen Winslow	at San Francisco	9	0
	Sept. 6, 1968	Gary Garrison	vs. Cincinnati	5	0
	Nov. 6, 1966	Lance Alworth	at Kansas City	6	2
	Dec. 6, 1964	Lance Alworth	vs. N.Y. Jets	3	1
100	Sept. 17, 2017	Keenan Allen	vs. Miami	9	0
	Oct. 9, 2011	Malcom Floyd	at Denver	3	1
	Nov. 9, 1997	Tony Martin	vs. Seattle	5	2
	Oct. 14, 1990	Anthony Miller	at N.Y. Jets	5	1
	Sept. 13, 1987	Lionel James	at Kansas City	6	0
	Oct. 1, 1972	Cid Edwards	at Oakland	6	0
	Nov. 24, 1968	Gene Foster	vs. N.Y. Jets	8	0
	Dec. 17, 1961	Luther Hayes	vs. Boston	3	0

REGULAR-SEASON 100-YARD RECEIVING GAMES BY PLAYER (63 PLAYERS, 354 PERFORMANCES): Lance Alworth (41), Kellen Winslow (24), Gary Garrison (23), Charlie Joiner (23), Antonio Gates (21), Wes Chandler (20), Anthony Miller (19), Keenan Allen (18), John Jefferson (16), Vincent Jackson (14), Tony Martin (13), Malcom Floyd (11), Don Norton (11), Jeff Graham (10), Curtis Conway (9), Dave Kocourek (8), Tyrell Williams (5), Ralph Anderson (3), Travis Benjamin (3), Bobby Duckworth (3), Lionel James (3), Jacque MacKinnon (3), Danario Alexander (2), David Boston (2), Patrick Crayton (2), Gene Foster (2), Willie Frazier (2), Dontrelle Inman (2), Eric Parker (2), Mark Seay (2), Eric Sievers (2), Bryan Still (2), LaDainian Tomlinson (2), Don Woods (2), Seyi Ajirotutu (1), Stephen Alexander (1), Gary Anderson (1), Vincent Brown (1), Reche Caldwell (1), Harrison Davis (1), Larry Dorsey (1), Cid Edwards (1), Ronnie Harmon (1), Luther Hayes (1) Pete Holohan (1), Shawn Jefferson (1), Freddie Jones (1), Reggie Jones (1), Jerry LeVias (1), Nate Lewis (1), Keith Lincoln (1), Keenan McCardell (1), Eric Metcalf (1), Legedu Naanee (1), Kassim Osgood (1), Billy Parks (1), Jerry Robinson (1), Eddie Royal (1), Dwight Scales (1), Darren Sproles (1), Derrick Walker (1), Wayne Walker (1), Al Williams (1).

POSTSEASON 100-YARD RECEIVING PERFORMANCES

Yards	Date	Player	Opp	Att	TD
166	Jan. 2, 1982	Kellen Winslow	at Miami**	13	1
142	Jan. 12, 2014	Keenan Allen	at Denver**	6	2
133	Dec. 31, 1995	Ronnie Harmon	vs. Indianapolis*	10	0
130	Jan. 11, 1981	Charlie Joiner	vs. Oakland***	6	2
124	Jan. 9, 1983	Wes Chandler	at Pittsburgh*	9	0
123	Jan. 5, 1964	Keith Lincoln	vs. Boston†	7	1
	Dec. 24, 1961	Dave Kocourek	vs. Houston†	7	0
121	Jan. 6, 2008	Chris Chambers	vs. Tennessee*	6	0
114	Jan. 6, 2008	Vincent Jackson	vs. Tennessee*	5	1
111	Jan. 17, 2010	Vincent Jackson	vs. N.Y. Jets**	7	0
108	Jan. 2, 1982	Charlie Joiner	at Miami**	7	0
106	Jan. 2, 1982	Wes Chandler	at Miami**	6	0
102	Jan. 9, 1983	Kellen Winslow	at Pittsburgh*	7	2
	Jan. 3, 1981	John Jefferson	vs. Buffalo**	7	0

† – AFL Championship * – AFC Wild Card ** – AFC Divisional *** – AFC Championship

POSTSEASON 100-YARD RECEIVING GAMES BY PLAYER (10 PLAYERS, 14 PERFORMANCES): Wes Chandler (2), Vincent Jackson (2), Charlie Joiner (2), Kellen Winslow (2), Keenan Allen (1), Chris Chambers (1), Ronnie Harmon (1), John Jefferson (1), Dave Kocourek (1), Keith Lincoln (1).

100-YARD RECEIVING PERFORMANCES BY SEASON

Season	Player	Reg. Season	Postseason
1960	Ralph Anderson	3	0
	Dave Kocourek	2	0
	Don Norton	2	0
1961	Don Norton	4	0
	Dave Kocourek	3	1
	Luther Hayes	1	0
1962	Dave Kocourek	2	0
	Don Norton	1	0
	Jerry Robinson	1	0
1963	Lance Alworth	4	0
	Jacque MacKinnon	1	0
	Don Norton	1	0
	Keith Lincoln	0	1
1964	Lance Alworth	6	0
	Dave Kocourek	1	0
	Don Norton	1	0
1965	Lance Alworth	9	0
	Don Norton	2	0
1966	Lance Alworth	8	0
	Gene Foster	1	0
	Keith Lincoln	1	0
1967	Lance Alworth	4	0
	Gary Garrison	3	0
	Willie Frazier	2	0
1968	Lance Alworth	6	0
	Gary Garrison	4	0
	Jacque MacKinnon	2	0
	Gene Foster	1	0
1969	Lance Alworth	3	0
	Gary Garrison	3	0
1970	Gary Garrison	4	0
	Lance Alworth	1	0
1971	Gary Garrison	3	0
	Billy Parks	1	0
1972	Gary Garrison	2	0
	Cid Edwards	1	0
1973	Gary Garrison	1	0
	Jerry LeVias	1	0
1974	Gary Garrison	2	0
	Harrison Davis	1	0
	Don Woods	1	0
1975	Gary Garrison	1	0
1976	Charlie Joiner	4	0
1977	Larry Dorsey	1	0
	Don Woods	1	0
1978	John Jefferson	3	0
	Charlie Joiner	1	0
1979	John Jefferson	6	0
	Charlie Joiner	4	0
1980	John Jefferson	7	1
	Kellen Winslow	5	0
	Charlie Joiner	3	1
1981	Charlie Joiner	4	1
	Kellen Winslow	4	1
	Wes Chandler	3	1
	Dwight Scales	1	0
1982	Wes Chandler	6	1
	Kellen Winslow	5	1
	Charlie Joiner	2	0
1983	Kellen Winslow	4	0
	Wes Chandler	2	0
	Charlie Joiner	2	0
	Bobby Duckworth	1	0
	Eric Sievers	1	0
1984	Kellen Winslow	4	0
	Bobby Duckworth	2	0
	Wes Chandler	1	0
	Pete Holohan	1	0
	Charlie Joiner	1	0
	Eric Sievers	1	0
1985	Wes Chandler	4	0
	Lionel James	2	0
	Charlie Joiner	2	0
	Kellen Winslow	1	0
1986	Wes Chandler	2	0
	Gary Anderson	1	0
	Kellen Winslow	1	0
1987	Wes Chandler	2	0
	Lionel James	1	0
	Al Williams	1	0
1989	Anthony Miller	5	0
	Wayne Walker	1	0
1990	Anthony Miller	2	0
	Ronnie Harmon	1	0
1991	Anthony Miller	2	0
1992	Anthony Miller	4	0
	Derrick Walker	1	0
1993	Anthony Miller	6	0
	Nate Lewis	1	0
1994	Tony Marton	3	0
	Mark Seay	1	0
1995	Tony Martin	4	0
	Shawn Jefferson	1	0
	Mark Seay	1	0
	Ronnie Harmon	0	1
1996	Tony Martin	4	0
1997	Tony Martin	2	0
	Eric Metcalf	1	0
1998	Bryan Still	2	0
1999	Jeff Graham	4	0
2000	Jeff Graham	4	0
	Curtis Conway	2	0
	Freddie Jones	1	0
	Reggie Jones	1	0
2001	Curtis Conway	4	0
	Jeff Graham	2	0
2002	Curtis Conway	3	0
	Stephen Alexander	1	0
2003	David Boston	2	0
	LaDainaian Tomlinson	2	0
	Antonio Gates	1	0
	Kassim Osgood	1	0
2004	Antonio Gates	2	0
	Eric Parker	2	0
	Reche Caldwell	1	0
2005	Antonio Gates	4	0
	Keenan McCardell	1	0
2006	Malcom Floyd	1	0
	Antonio Gates	1	0
2007	Antonio Gates	4	0
	Chris Chambers	1	0
	Vincent Jackson	1	0
2008	Vincent Jackson	3	0
2009	Vincent Jackson	6	1
	Antonio Gates	3	0
	Malcom Floyd	1	0
	Darren Sproles	1	0
2010	Antonio Gates	3	0
	Patrick Crayton	2	0
	Seyi Ajirotutu	1	0
	Malcom Floyd	1	0
	Vincent Jackson	1	0
	Legedu Naanee	1	0
2011	Malcom Floyd	4	0
	Vincent Jackson	4	0
	Antonio Gates	1	0
2012	Danario Alexander	2	0
	Malcom Floyd	2	0
2013	Keenan Allen	5	1
	Antonio Gates	2	0
	Vincent Brown	1	0
	Malcom Floyd	1	0
2014	Keenan Allen	3	0
	Malcom Floyd	1	0
	Eddie Royal	1	0
2015	Keenan Allen	3	0
2016	Tyrell Williams	3	0
	Travis Benjamin	2	0
	Dontrelle Inman	2	0
2017	Keenan Allen	7	0
	Tyrell Williams	2	0
	Travis Benjamin	1	0

REGULAR-SEASON 200-YARD ALL-PURPOSE PERFORMANCES

Yards	Date	Player	Opponent	Scrim.	Rt.
345	Nov. 10, 1985	Lionel James	vs. L.A. Raiders	219	126
317	Sept. 14, 2008	Darren Sproles	at Denver	125	192
316	Sept. 22, 1985	Lionel James	at Cincinnati	245	71
290	Sept. 15, 1985	Lionel James	vs. Seattle	137	153
282	Nov. 22, 1981	James Brooks	at Oakland	135	147
	Nov. 24, 1968	Speedy Duncan	vs. N.Y. Jets	0	282
278	Sept. 20, 2009	Darren Sproles	vs. Baltimore	150	128
272	Oct. 26, 2008	Darren Sproles	at New Orleans*	51	221
	**** – Played at Wembley Stadium in London, England.***				
271	Dec. 1, 2002	LaDainian Tomlinson	vs. Denver	271	0
265	Nov. 27, 1960	Paul Lowe	vs. Oakland	245	20
264	Oct. 6, 1963	Keith Lincoln	at Denver	135	129
261	Nov. 6, 2016	Melvin Gordon	vs. Tennessee	261	0
260	Dec. 28, 2003	LaDainian Tomlinson	vs. Oakland	260	0
	Dec. 20, 1982	Wes Chandler	vs. Cincinnati	260	0
250	Nov. 18, 2001	Ronney Jenkins	at Oakland	0	250
	Nov. 16, 1981	James Brooks	at Seattle	118	132
248	Oct. 20, 1963	Lance Alworth	at Kansas City	232	16
246	Sept. 14, 2009	Darren Sproles	at Oakland	66	180
245	Nov. 2, 1986	Gary Anderson	vs. Kansas City	102	143
244	Dec. 28, 2008	Darren Sproles	vs. Denver	132	112
243	Sept. 15, 1985	Wes Chandler	vs. Seattle	243	0
242	Dec. 22, 1985	Lionel James	at Kansas City	85	157
	Dec. 22, 1963	Paul Lowe	vs. Denver	195	47
241	Sept. 30, 1962	Keith Lincoln	at Oakland	195	46
240	Oct. 29, 2006	LaDainian Tomlinson	vs. St. Louis	240	0
239	Oct. 19, 1986	Gary Anderson	at Kansas City	128	111
237	Sept. 29, 2002	LaDainian Tomlinson	vs. New England	237	0
236	Dec. 7, 2003	LaDainian Tomlinson	at Detroit	236	0
235	Nov. 28, 1999	Kenny Bynum	at Minnesota	116	119
230	Oct. 19, 2009	Darren Sproles	vs. Denver	4	226
228	Oct. 27, 1996	Andre Coleman	at Seattle	22	206
225	Oct. 24, 2010	Darren Sproles	vs. New England	77	148
222	Sept. 10, 2000	Ronney Jenkins	vs. New Orleans	1	221
221	Dec. 21, 2008	Darren Sproles	at Tampa Bay	49	172
	Oct. 19, 2003	LaDainian Tomlinson	at Cleveland	221	0
	Dec. 11, 1983	James Brooks	vs. Kansas City	90	131
220	Sept. 25, 2005	LaDainian Tomlinson	vs. N.Y. Giants	220	0
217	Dec. 18, 1988	Gary Anderson	vs. Kansas City	217	0
	Oct. 16, 1983	James Brooks	at New England	132	85
	Oct. 27, 1963	Keith Lincoln	vs. Oakland	141	76
215	Jan. 1, 2012	Richard Goodman	at Oakland	0	215
214	Oct. 14, 2007	LaDainian Tomlinson	vs. Oakland	214	0
	Oct. 14, 2001	Ronney Jenkins	at New England	0	214
213	Oct. 10, 2010	Malcom Floyd	at Oakland	213	0
	Nov. 27, 2005	LaDainian Tomlinson	at Washington	213	0
	Nov. 16, 1986	Gary Anderson	vs. Dallas	92	121
	Oct. 29, 1967	Lance Alworth	at Oakland	213	0
211	Sept. 28, 2003	LaDainian Tomlinson	at Oakland	211	0
	Nov. 3, 1968	Dickie Post	vs. Miami	200	11
	Sept. 11, 1965	Lance Alworth	vs. Denver	211	0
210	Nov. 10, 1963	Lance Alworth	at Boston	210	0
	Sept. 16, 1962	Keith Lincoln	vs. Titans of N.Y.	48	162
209	Sept. 19, 2004	Tim Dwight	vs. N.Y. Jets	0	209
	Dec. 13, 1981	James Brooks	at Tampa Bay	81	128
208	Sept. 17, 1995	Andre Coleman	at Philadelphia	0	208
	Sept. 18, 1994	Tony Martin	at Seattle	152	56
	Oct. 1, 1967	Dickie Post	at Buffalo	141	67
207	Nov. 24, 2013	Danny Woodhead	at Kansas City	70	137
	Nov. 9, 2003	LaDainian Tomlinson	vs. Minnesota	207	0
	Nov. 26, 1964	Lance Alworth	vs. Buffalo	185	22
206	Dec. 22, 2002	Tim Dwight	at Kansas City	63	143
205	Nov. 15, 2009	Darren Sproles	vs. Philadelphia	45	160
204	Dec. 17, 2006	LaDainian Tomlinson	vs. Kansas City	204	0
	Dec. 26, 1982	James Brooks	vs. Baltimore	33	171
203	Sept. 30, 2007	Darren Sproles	vs. Kansas City	14	189
	Nov. 25, 1984	Lionel James	at Pittsburgh	28	175
	Nov. 1, 1964	Lance Alworth	vs. Oakland	203	0
202	Nov. 5, 1989	Anthony Miller	vs. Philadelphia	129	73

REGULAR-SEASON 200 ALL-PURPOSE-YARD GAMES BY PLAYER (21 PLAYERS, 68 PERFORMANCES): LaDainian Tomlinson (12), Darren Sproles (10), Lance Alworth (6), James Brooks (6), Lionel James (5), Gary Anderson (4), Keith Lincoln (4), Ronney Jenkins (3), Wes Chandler (2), Andre Coleman (2), Tim Dwight (2), Paul Lowe (2), Dickie Post (2), Kenny Bynum (1), Speedy Duncan (1), Malcom Floyd (1), Richard Goodman (1), Melvin Gordon (1), Tony Martin (1), Anthony Miller (1), Danny Woodhead (1).

POSTSEASON 200-YARD ALL-PURPOSE PERFORMANCES

Yards	Date	Player	Opponent	Scrim.	Rt.
329	Jan. 5, 1964	Keith Lincoln	vs. Boston †	329	0
328	Jan. 3, 2009	Darren Sproles	vs. Indianapolis*	150	178
274	Jan. 11, 2009	Darren Sproles	at Pittsburgh**	106	168
271	Jan. 1, 1961	Paul Lowe	at Houston †	170	101
244	Jan. 29, 1995	Andre Coleman	vs. San Francisco***	0	244

† – AFL Championship * – AFC Wild Card ** – AFC Divisional
*** – Super Bowl XXIX at Joe Robbie Stadium in Miami, Fla.

POSTSEASON 200 ALL-PURPOSE-YARD GAMES BY PLAYER (4 PLAYERS, 5 PERFORMANCES): Darren Sproles (2), Andre Coleman (1), Keith Lincoln (1), Paul Lowe (1).

200-YARD ALL-PURPOSE PERFORMANCES BY SEASON

Season	Player	Reg. Season	Postseason
1960	Paul Lowe	1	1
1962	Keith Lincoln	2	0
1963	Lance Alworth	2	0
	Keith Lincoln	2	1
	Paul Lowe	1	0
1964	Lance Alworth	2	0
1965	Lance Alworth	1	0
1967	Lance Alworth	1	0
	Dickie Post	1	0
1968	Speedy Duncan	1	0
	Dickie Post	1	0
1981	James Brooks	3	0
1982	James Brooks	1	0
	Wes Chandler	1	0
1983	James Brooks	2	0
1984	Lionel James	1	0
1985	Lionel James	4	0
	Wes Chandler	1	0
1986	Gary Anderson	3	0
1988	Gary Anderson	1	0
1989	Anthony Miller	1	0
1994	Tony Martin	1	0
	Andre Coleman	0	1
1995	Andre Coleman	1	0
1996	Andre Coleman	1	0
1999	Kenny Bynum	1	0
2000	Ronney Jenkins	1	0
2001	Ronney Jenkins	2	0
2002	LaDainaian Tomlinson	2	0
	Tim Dwight	1	0
2003	LaDainaian Tomlinson	5	0
2004	Tim Dwight	1	0
2005	LaDainaian Tomlinson	2	0
2006	LaDainaian Tomlinson	2	0
2007	Darren Sproles	1	0
	LaDainaian Tomlinson	1	0
2008	Darren Sproles	4	2
2009	Darren Sproles	4	0
2010	Malcom Floyd	1	0
	Darren Sproles	1	0
2011	Richard Goodman	1	0
2013	Danny Woodhead	1	0
2016	Melvin Gordon	1	0

CHARGERS 10 LONGEST/OPPONENTS

RUNS FROM SCRIMMAGE

87t – Melvin Gordon at N.E., Oct. 29, 2017
87t – Paul Lowe at Dal., Sept. 10, 1961
86t – Keith Lincoln at Oak., Sept. 30, 1962
85t – LaDainian Tomlinson vs. K.C., Dec. 17, 2006
83t – Michael Turner at Ind., Dec. 18, 2005
80t – Brad Hubbert vs. N.Y. Jets, Dec. 24, 1967
76 – LaDainian Tomlinson vs. Den., Dec. 1, 2002
76t – Keith Lincoln at K.C., Oct. 20, 1963
74t – Michael Turner at Den., Oct. 7, 2007
73t – LaDainian Tomlinson vs. Min. Nov. 9, 2003
Chuck Muncie at Sea., Nov. 16, 1981
73 – Michael Turner vs. Ten., Sept. 17, 2006

PASS COMPLETIONS

99t – Humphries to Martin at Sea., Sept. 18, 1994
91t – Kemp to Lincoln at Den., Nov. 12, 1961
88t – Luther to Duckworth vs. Chi., Dec. 3, 1984
85t – Hadl to Alworth at Boston, Oct. 17, 1965
Rote to Alworth at Den., Oct. 6, 1963
84t – Hadl to Garrison at N.Y. Jets, Oct. 5, 1968
83t – Leaf to Graham at Den., Nov. 19, 2000
82t – Rote to Alworth vs. N.Y. Jets, Dec. 6, 1964
81t – Rivers to Sproles vs. Bal. Sept. 20, 2009
Fouts to Joiner vs. Hou., Oct. 17, 1976

FIELD GOALS

57 – Nate Kaeding at T.B., Dec. 21, 2008
55 – N. Kaeding vs. K.C., Nov. 29, 2009
54 – Josh Lambo vs. Pit., Oct. 12, 2015
Nate Kaeding at Bal., Oct. 1, 2006
John Carney at K.C., Sept. 17, 2000
John Carney vs. Buf., Sept. 6, 1998
John Carney vs. Sea., Nov. 10, 1991
53 – Nick Novak vs. Den., Nov. 27, 2011
Nate Kaeding at Atl., Oct. 17, 2004
Steve Christie at Buf., Dec. 15, 2002
John Carney vs. Sea., Sept. 1, 1996
John Carney at N.Y. Jets, Nov. 24, 1991
(2) others with 53-yard field goals each

PUNTS

82 – Paul Maguire vs. Dal., Nov. 19, 1961
73 – Dennis Partee at Den., Oct. 17, 1971
72 – Mike Scifres at Buf., Sept. 21, 2014
71 – Mike Scifres vs. Oak., Nov. 10, 2011
Mike Scifres at Bal., Oct. 1, 2006
Mike Scifres vs. Oak., Dec. 4, 2005
Maury Buford at Den., Sept. 12, 1982
John Hadl at Den., Nov. 8, 1964
70 – Mike Scifres vs. Bal., Nov. 25, 2007
69 – Drew Kaser vs. Oak., Dec. 18, 2016
Drew Kaser vs. Denver, Oct. 22, 2017

INTERCEPTION RETURNS

103t – Vencie Glenn vs. Den., Nov. 29, 1987
102t – Donald Frank at L.A. Raiders, Oct. 31, 1993
100t – Leslie Duncan vs. K.C., Oct. 15, 1967
99t – Shaun Gayle at N.Y. Giants, Dec. 23, 1995
Stanley Richard at Den., Sept. 4, 1994
Gill Byrd at K.C., Oct. 4, 1984
90t – Jahleel Addae vs. K.C., Jan. 1, 2017
Desmond King at Dal., Nov. 23, 2017
83t – Willie Clark at Oak., Sept. 22, 1996
80t – Quentin Jammer vs. Den., Oct. 15, 2012
Coy Bacon at Den., Nov. 11, 1973

KICKOFF RETURNS

105t – Richard Goodman at Oak., Jan. 1, 2012
103t – Darren Sproles at Den., Sept. 14, 2008
Keith Lincoln vs. N.Y. Titans, Sept. 16, 1962
99t – Micheal Spurlock vs. Oak., Dec. 30, 2012
98t – Andre Coleman vs. S.F., Jan. 29, 1995
Gary Anderson at Den., Nov. 17, 1985
95t – Nate Lewis vs. N.O., Nov. 17, 1991
94t – Jamie Holland vs. K.C., Dec. 18, 1988
93t – Ronney Jenkins at Oak., Nov. 18, 2001
R. Jenkins vs. N.O., Sept. 10, 2000
Anthony Miller at L.A. Rams, Nov. 20, 1988

PUNT RETURNS

95t – Leslie Duncan vs. N.Y. Jets, Nov. 24, 1968
90t – D. Gordon at L.A. Raiders, Sept. 25, 1994
88t – Andre Coleman at Phi., Sept. 17, 1995
Mike Fuller at N.O., Oct. 9, 1977
85t – Eric Metcalf at Cin., Nov. 2, 1997
84t – Tim Dwight vs. Was., Sept. 9, 2001
Ron Smith vs. N.O., Nov. 18, 1973
83t – Eric Metcalf vs. Den., Nov. 30, 1997
82t – Paul Lowe at Boston, Oct. 7, 1961
81t – Darrien Gordon vs. K.C., Sept. 29, 1996
Lionel James vs. St. Louis, Sept. 20, 1987
Leslie Duncan vs. Buf., Sept. 4, 1966

FUMBLE RETURNS

86t – Eric Weddle vs. Atl., Nov. 30, 2008
82t – Donnie Edwards at St. Louis, Nov. 10, 2002
81t – Vencie Glenn vs. N.Y. Giants, Oct. 22, 1989
79t – Marlon McCree vs. St. Louis, Oct. 29, 2006
78t – Paul Bradford at S.F., Nov. 23, 1997
75t – Keith Browner (25 yds.) lateral to Sam Seale (50 yds.) at L.A. Rams, Nov. 20, 1988
61t – Caraun Reid at Ind., Sept. 25, 2016
58t – Rick Redman vs. Mia., Oct. 2, 1966
53t – Darrell Stuckey vs. N.E., Dec. 7, 2014
53 – Henry Rolling at. L.A. Raiders, Oct. 6, 1991

BLOCKED PUNT RETURNS

35t – Bob Zeman at Boston Oct. 7, 1961
21t – Derrie Nelson vs. Dal., Nov. 13, 1983
19 – Pete Lazetich vs. Den., Sept. 24, 1972
5 – Gene Selawski at Oak. (at S.F.), Oct. 22, 1961
4 – Wayne Davis at Den., Nov. 17, 1985
3 – Steve Heiden at Car., Dec. 17, 2000
0s – Carlos Polk at Ari., Sept. 22, 2002
0t – Jacob Hester at K.C., Oct. 25, 2009
Darryll Lewis vs. Ind., Sept. 26, 1999
0 – Corey Lynch at Oak., Sept. 10, 2012

BLOCKED FIELD GOAL RETURNS

72t – Leslie Duncan vs. Den., Nov. 23, 1967
35 – Tom Day vs. K.C., Oct. 15, 1967
28 – Jim Tolbert vs. St. Louis, Nov. 15, 1971
27 – Kenny Graham at K.C., Nov. 15, 1964
25 – Jeff Staggs vs. Hou., Oct. 25, 1970

MISSED FIELD GOAL RETURNS

109t – Antonio Cromartie at Min.,, Nov. 4, 2007 (NFL Record)

OPPONENT 10 LONGEST

RUNS FROM SCRIMMAGE

90t – Colin Kaepernick at S.F., Dec. 20, 2014
89t – Kenny King at Oak., Oct. 12, 1980
81 – Billy Sims vs. Det., Sept. 30, 1984
77 – Napoleon Kaufman at Oak., Sept. 22, 1996
74t – Jack Spikes at Dallas Texans, Sept. 10, 1961
71t – Corey Dillon at Cin., Nov. 2, 1997
69t – Herman Heard at K.C., Oct. 14, 1984
Kareem Hunt vs. K.C., Sept. 24, 2017
68 – Henry Bell at Den., Oct. 16, 1960
LaGarrett Blount vs. Phi., Oct. 1, 2017
66t – Zack Crockett vs. Ind., Dec. 31, 1995
65t – James Starks at G.B., Oct. 18, 2015

PASS COMPLETIONS

99t – Green to Boerigter at K.C., Dec. 22, 2002
98t – Lee to Dewveall at Hou., Nov. 25, 1962
96t – Montana to Rice vs. S.F., Nov. 27, 1988
93t – Morton to Watson at Den., Sept. 27, 1981
90t – DeBerg to Birden at K.C., Nov. 18. 1990
Davidson to Dorsey at Oak., Dec. 2, 1962
89t – O'Donnell to Stone at Pit., Sept. 1, 1991
87t – Namath to Maynard vs. N.Y. Jets, Nov. 24, 1968
Tripacko to Frazier at Den., Nov. 12, 1961
Carr to Cooper vs. Oak., Dec. 31, 2017
84t – Campbell to Kelly vs. Was., Jan. 3, 2010
(4) other completions of 84t yards

INTERCEPTION RETURNS

102t – Louis Breeden vs. Cin., Nov. 8, 1981
99t – Janoris Jenkins vs. St. Louis, Nov. 23, 2014
Kevin Ross vs. K.C., Sept. 6, 1992
96t – Ray Griffin at Cin., Nov. 11, 1979
Bashaud Breeland vs., Was., Dec. 10, 2017
91t – Chad Greenway at Min., Sept. 27, 2015
Fred Williamson at Oak., Sept. 30, 1962
90t – Leroy Butler at G.B., Sept. 15, 1996
Deion Sanders vs. S.F., Dec. 11, 1994
87t – Mark McMillian vs. K.C., Dec. 14, 1997
83t – Leonard Johnson at T.B., Nov. 11, 2012

FUMBLE RETURNS

68 – A.J. Duhe vs. Mia., Oct. 15, 1978
65t – Tony Carter vs. Den., Oct. 15, 2012
64t – Tyvon Branch at Oak., Oct. 10, 2010
63t – Joey Browner at Min., Sept. 2, 1984
63 – Rob Ninkovich vs. N.E., Oct. 24, 2010
62 – Carlton Gray at Sea., Oct. 27, 1996
59t – George Atkinson at Oak., Nov. 25, 1973
55t – Robert Lyles at Hou., Dec. 6, 1987
54t – Mike Montgomery vs. Dal., Nov. 5, 1972
52 – Ray Abruzzese vs. N.Y. Jets, Dec. 4, 1965

KICKOFF RETURNS

104t – Ira Mathews at Oak., Oct. 25, 1979
103t – Percy Harvin vs. Min., Sept. 11, 2011
101t – Leon Washington at Sea., Sept. 26, 2010
Brian Mitchell at Was., Dec. 6, 1998
99t – Leon Washington at Sea., Sept. 26, 2010
Byron Hanspard vs. Atl., Dec. 7, 1997
98t – Will Blackwell vs. Pit., Dec. 24, 2000
97t – Cassius Vaughn at Den., Jan. 2, 2011
Tim Brown at L.A. Raiders, Sept. 4, 1988
96t – Dante Hall at K.C., Nov. 28, 2004

PUNT RETURNS

95t – Tyreek Hill vs. K.C., Jan. 1, 2017
94t – Dexter McCluster at K.C., Sept. 13, 2010
92t – Rick Upchurch at Den., Oct. 3, 1976
86t – Tamarick Vanover at K.C., Oct. 9, 1995
82t – George Atkinson at Oak., Oct. 13, 1968
82 – Ray Buchanan at Ind., Nov. 3, 1996
81 – Dennis Northcutt vs. Cle., Nov. 5, 2006
80t – Phillip Buchanon vs. Oak., Dec. 28, 2003
79t – Lemar Parrish vs. Cin., Dec. 6, 1970
78 – Roger Bird at Oak., Oct. 29, 1967

BLOCKED PUNT RETURNS

37t – Frank Warren vs. N.O., Nov. 17, 1991
29t – Adam Hayward at T.B., Nov. 11, 2012
16 – Randy McClanahan at Oak., Sept. 18, 1977
15 – Walt Landers vs. G.B., Sept. 24, 1978
14 – Glen Cadrez vs. K.C., Oct. 13, 2002
9 – Tyrone Braxton vs. Den., Oct. 2, 1988
5t – Hiram Eugene at Oak., Oct. 10, 2010
2t – Jerry Robinson vs. L.A. Raiders, Nov. 20, 1986
0s – Nick Schommer vs. Ten., Oct. 31, 2010
Rock Cartwright at Oak., Oct. 10, 2010

BLOCKED FIELD GOAL RETURNS

66 – Tommy Casanova at Cin., Sept. 22, 1974
65t – Matt Ware at Phi., Oct. 23, 2005
60 – Louis Wright at Den., Nov. 17, 1985
54t – Doug Evans at Car., Dec. 17, 2000
42t – Ray McElroy vs. Ind., Oct. 26, 1997
28 – John Barmlett vs. Den., Nov. 27, 1966
17 – Charlie West vs. Min., Dec. 5, 1971
Mike Statton vs. Buf., Oct. 1, 1967
16 – Fletcher Smith vs. K.C., Oct. 15, 1967

FIELD GOALS

58 – Dan Miller vs. Baltimore Colts, Dec. 26, 1982
56 – Sebastian Janikowski at Oak., Oct. 9, 2016
55 – Jason Elam vs. Den., Nov. 7, 1999
Gary Anderson at Pit., Nov. 25, 1984
54 – Neil Rackers at Cin., Sept. 8, 2002
Jason Elam (3x) Last: vs. Den., Dec. 1, 2002
Rian Lindell vs. Sea., Dec. 30, 2001
Sebastian Janikowski vs. Oak., Oct. 29, 2000
Kevin Butler vs. Chi., Nov. 14, 1993
John Kasay at Sea., Nov. 10, 1991
Norm Johnson at Sea., Oct. 6, 1986
Raul Allegre at vs. Ind., Nov. 4, 1984
Cody Parkey vs. Mia., Sept. 17, 2017

PUNTS

81 – Dustin Colquitt at K.C., Dec. 2, 2007
79 – Drew Butler at Pit., Dec. 9, 2012
77 – Greg Montgomery vs. Hou., Sept. 19, 1993
75 – Kevin Huber vs. Cin., Dec. 1, 2013
74 – Bob Grupp at K.C., Nov. 4, 1979
73 – Shane Lechler vs. Oak., Sept. 28, 2003
72 – Ryan Plackemeier at Sea., Dec. 24, 2006
Chris Gardocki vs. Ind., Oct. 26, 1997
Bob Scarpitto at Den., Oct. 22, 1967
Jerrel Wilson vs. K.C., Sept. 29, 1963

OPPONENT TOP PERFORMANCES

TEAM RUSHING YARDS (250+)

378 – at Minnesota, Nov. 4, 2007
355 – at San Francisco, Dec. 20, 2014
328 – at Denver, Nov. 28, 1975
294 – Kansas City, Dec. 18, 1966
277 – at Seattle, Nov. 22, 1987
Houston, Sept. 23, 1962
275 – Cleveland, Sept. 29, 1985
273 – at Detroit, Oct. 22, 1978
266 – at Houston, Sept. 18, 1960
262 – Kansas City, Oct. 27, 1974
256 – New England, Oct. 16, 1977
255 – at Pittsburgh, Oct. 31, 1976
251 – Oakland, Dec. 5, 2010
New York Jets, Sept. 4, 1983
at Houston, Sept. 28, 1975

TEAM RUSHING ATTEMPTS (50+)

61 – at Chicago, Oct. 25, 1981
60 – at Denver, Nov. 30, 1975
59 – at Oakland, Sept. 18, 1977
56 – at Seattle, Sept. 18, 1983
at Houston, Sept. 28, 1975
55 – at Denver, Oct. 17, 1971
54 – at Seattle, Nov. 22, 1987
53 – Kansas City, Nov. 12, 1978
52 – Oakland, Dec. 5, 2010
at Pittsburgh, Oct. 31, 1976
51 – Denver, Nov. 27, 2011
New York Jets, Sept. 4, 1983
New England, Oct. 16, 1977
Oakland, Oct. 5, 1975

TOTAL NET YARDS (500+)

614 – at St. Louis, Oct. 1, 2000 (163 R & 451 P)
591 – Seattle, Dec. 29, 2002 (163 R & 428 P)
553 – at Oakland, Sept. 22, 1996 (182 R & 371 P)
545 – Cincinnati, Nov. 12, 2006 (128 R & 417 P)
537 – Kansas City, Dec. 11. 1983 (131 R & 406 P)
536 – at Denver, Nov. 19, 2000 (93 R & 443 P)
528 – at Minnesota, Nov. 4, 2007 (378 R & 150 P)
526 – Minnesota, Oct. 11, 1981 (93 R & 444 P)
524 – at St. Louis, Nov. 10, 2002 (71 R & 453 P)
522 – Denver, Nov. 29, 1987 (175 R & 347 P)
520 – at Oakland, Jan. 1, 2012 (103 R & 417 P)
512 – at Seattle, Oct. 6, 1986 (218 R & 294 P)
511 – at Philadelphia, Sept. 15, 2013 (89 R & 422 P)
510 – New York Titans Nov. 24, 1968 (142 R & 368 P)
506 – at Kansas City, Oct. 14, 1984 (146 R & 360 P)
505 – at Denver, Sept. 7, 1962 (121 R & 384 P)
504 – at New England, Sept. 18, 2011 (94 R & 410 P)
503 – at Denver, Jan. 3, 2016 (210 R & 293 P)
500 – at Washington, Nov. 3, 2013 (209 R & 291 P)

INDIVIDUAL RUSHING YARDS (145+)

296 – Adrian Peterson at Min., Nov. 4, 2007
183 – Hoyle Granger vs. Hou., Dec. 4, 1966
181 – Priest Holmes vs. K.C., Nov. 4, 2001
178 – Terrell Davis vs. Den., Nov. 30, 1997
176 – Terrell Davis at Den., Nov. 19, 1995
172 – Kareem Hunt vs. K.C., Sept. 24, 2017
169 – Eric Dickerson vs. Ind., Oct. 23, 1988
Curt Warner vs. Sea., Sept. 15, 1985
165 – Rashard Mendenhall at Pit., Oct. 4, 2009
162 – Priest Holmes vs. K.C., Nov. 30, 2003
161 – Mike Garrett vs. K.C., Dec. 18, 1966
159 – Clinton Portis vs. Den., Dec. 1, 2002
158 – Frank Gore at S.F., Dec. 20, 2014
157 – Michael Bush vs. Oak., Nov. 10, 2011
155 – Kareem Hunt at K.C., Dec. 16, 2017
151 – Colin Kaepernick at S.F., Dec. 20, 2014
146 – Willie Parker at Pit., Jan. 11, 2009
Woody Green vs. K.C., Oct. 27, 1974

INDIVIDUAL RUSHING ATTEMPTS (35+)

36 – Walter Payton at Chi., Oct. 25, 1981
35 – Eric Dickerson at Ind., Nov. 8, 1987

TEAM PASSING YARDS–GROSS (400+)

465 – at St. Louis, Oct. 1, 2000
462 – at Denver, Nov. 19, 2000
457 – St. Louis, Sept. 20, 1987
453 – at St. Louis, Nov. 10, 2002
450 – vs. Philadelphia, Nov. 15, 2009
449 – Seattle, Dec. 29, 2002
444 – Minnesota, Oct. 11, 1981
440 – at Cincinnati, Nov. 12, 2006
428 – at Philadelphia, Sept. 15, 2013
424 – at Los Angeles Raiders, Oct. 31, 1993
423 – at New England, Sept. 18, 2011
417 – at Oakland, Jan. 1, 2012
416 – Cincinnati, Dec. 20, 1982
411 – Kansas City, Dec. 11, 1983
404 – Indianapolis, Sept. 26, 1999
402 – at Indianapolis, Jan. 13, 2008
400 – at Oakland, Sept. 22, 1996

TEAM PASS COMPLETIONS (35+)

40 – Cincinnati, Dec. 20, 1982
39 – Tennessee, Oct. 3, 2004
37 – Kansas City, Oct. 9, 1994
36 – at Denver, Sept. 14, 2008
Tampa Bay, Dec. 12, 2004
Jacksonville, Oct. 10, 2004
Seattle, Dec. 29, 2002
at St. Louis, Nov. 10, 2002
New England, Sept. 29, 2002
at Denver, Nov. 19, 2000
at Denver, Sept. 4, 1994
35 – Philadelphia, Nov. 15, 2009
at Philadelphia, Oct. 23, 2005
at Oakland, Oct. 20, 2002

TEAM PASSING ATTEMPTS (50+)

61 – St. Louis, Sept. 20, 1987
58 – Tennessee, Oct. 3, 2004
at Denver, Nov. 19, 2000
57 – at Oakland, Sept. 22, 1996
at Cleveland, Sept. 7, 1981
56 – Philadelphia, Nov. 15, 2009
Indianapolis, Nov. 11, 2007
Cincinnati, Dec. 20, 1982
55 – Kansas City, Oct. 9, 1994
Houston, Sept. 24, 1961
Houston, Nov. 13, 1960
54 – at Philadelphia, Oct. 23, 2005
Jacksonville, Oct. 10, 2004
at New England, Oct. 14, 2001
Indianapolis, Sept. 26, 1999
at Kansas City, Nov. 24, 1996
Kansas City, Sept. 29, 1996
at Pittsburgh, Jan. 15, 1995
53 – Kansas City, Jan. 2, 2005
Seattle, Dec. 29, 2002
New England, Sept. 29, 2002
51 – at Cincinnati, Jan. 5, 2014
Baltimore, Nov. 25, 2012
at New York Giants, Oct. 2, 1983
New York Jets, Sept. 28, 1969
50 – Denver, Oct. 13, 2016
Jacksonville, Sept. 18, 2016
at Denver, Sept. 14, 2008
Tampa Bay, Dec. 12, 2004
at Buffalo, Oct. 15, 2000 (OT)
at Denver, Nov. 17, 1985
at Denver, Sept. 7, 1962

INDIVIDUAL PASSING YARDS (400+)

462 – Gus Frerotte at Den., Nov. 19, 2000
457 – Neil Lomax vs. St. Louis, Sept. 20, 1987
453 – Marc Bulger at St. Louis, Nov. 10, 2002
450 – Donovan McNabb vs. Phi., Nov. 15, 2009
449 – Matt Hasselbeck at Sea., Dec. 29, 2002
444 – Tommy Kramer vs. Min., Oct. 11, 1981
440 – Carson Palmer at Cin., Nov. 12, 2006
428 – Michael Vick at Phi., Sept. 15, 2013
424 – Jeff Hostetler at L.A. Raiders, Oct. 31, 1993
423 – Tom Brady at N.E., Sept. 18, 2011
417 – Carson Palmer at Oak., Jan. 1, 2012
416 – Ken Anderson vs. Cin., Dec. 20, 1982
411 – Bill Kenney vs. K.C., Dec. 11, 1983
404 – Peyton Manning vs. Ind., Sept. 26, 1999
402 – Peyton Manning at Ind., Jan. 13, 2008

INDIVIDUAL PASSING ATTEMPTS (50+)

61 – Neil Lomax vs. St. Louis, Sept. 20, 1987
58 – Billy Volek vs. Ten., Oct. 3, 2004
Gus Frerotte at Den., Nov. 19, 2000
57 – Brian Sipe at Cle., Sept. 7, 1981
56 – Peyton Manning vs. Ind., Nov. 11, 2007
Ken Anderson vs. Cin., Dec. 20, 1982
55 – Donovan McNabb vs. Phi., Nov. 15, 2009
Joe Montana vs. K.C., Oct. 9, 1994
George Blanda vs. Hou., Nov. 13, 1960
54 – Donovan McNabb at Phi., Oct. 23, 2005
Byron Leftwich vs. Jax., Oct. 10, 2004
Tom Brady at N.E., Oct. 14, 2001
Peyton Manning vs. Ind., Sept. 26, 1999
Neil O'Donnell at Pit., Jan. 15, 1995
53 – Trent Green vs. K.C., Jan. 2, 2005
Matt Hasselbeck vs. Sea., Dec. 29, 2002
Tom Brady vs. N.E., Sept. 29, 2002
51 – Andy Dalton at Cin., Jan. 5, 2014
Joe Flacco vs. Bal., Nov. 25, 2012
Scott Brunner at N.Y. Giants, Oct. 2, 1983
Joe Namath vs. N.Y. Jets, Sept. 28, 1969
50 – Trevor Siemian vs. Den., Oct. 13, 2016
Blake Bortles vs. Jax., Sept. 18, 2016
Jay Cutler at Den., Sept. 14, 2008
Brian Griese vs. T.B., Dec. 12, 2004
John Elway at Den., Nov. 17, 1985

INDIVIDUAL RECEIVING YARDS (170 YARDS+)

309 – Stephone Paige at K.C., Dec. 22, 1985
260 – Chad Johnson at Cin., Nov. 12, 2006
214 – Charley Hennigan at Hou., Dec. 3, 1961
197 – Carlos Carson vs. K.C., Oct. 25, 1987
196 – Marvin Harrison vs. Ind., Sept. 26, 1999
193 – DeSean Jackson at Phi., Sept. 15, 2013
Larry Brunson at K.C., Nov. 10, 1974
187 – Rod Smith at Den., Nov. 19, 2000
178 – Eddie Brown vs. Cin., Sept. 16, 1990
Steve Watson at Den., Sept. 27, 1981
176 – Brian Brennan at Cle., Dec. 21, 1986
174 – Julio Jones at Atl., Oct. 23, 2016
T.Y. Hilton at Ind., Sept. 25, 2016
Art Monk vs. Was., Sept. 21, 1986
173 – Derrick Alexander vs. K.C., Nov. 22, 1998
Todd Christensen vs. L.A. Raiders, Nov. 20, 1986
172 – Pierre Garcon at Was., Nov. 3, 2013
171 – Terrell Owens vs. S.F., Nov. 17, 2002
Jerry Rice vs. S.F., Nov. 27, 1988
Lionel Taylor vs. Den., Dec. 10, 1960
170 – Eric Moulds at Buf., Oct. 15, 2000 (OT)

INDIVIDUAL TOUCHDOWNS–TOTAL (4+)

4 – Harvey Williams vs. Oak., Nov. 16, 1997
Daryl Turner vs. Sea., Sept. 22, 1985
Marcus Allen at L.A. Raiders, Sept. 24, 1984
Frank Jackson vs. K.C., Dec. 13, 1964

INDIVIDUAL RUSHING TOUCHDOWNS (3+)

3 – Darrel Young at Was., Nov. 3, 2013
Adrian Peterson at Min., Nov. 4, 2007
Tatum Bell vs. Den., Dec. 31, 2005
Bam Morris vs. K.C., Nov. 22, 1998
Gaston Green at Den., Sept. 22, 1991
Marcus Allen at L.A. Raiders, Oct. 28, 1985
Marcus Allen at L.A. Raiders, Sept. 24, 1984
Booker Russell at Oak., Oct. 25, 1979
Chuck Foreman at Min., Nov. 23, 1975
Charlie Evans at N.Y. Giants, Nov. 7, 1971
George Blanda at Hou., Sept. 18, 1960

INDIVIDUAL TOUCHDOWN PASSES (4+)

6 – Steve Young vs. S.F., Jan. 29, 1995
5 – Gus Frerotte at Den., Nov. 19, 2000
Elvis Grbac at K.C., Sept. 17, 2000
Dave Kreig vs. Sea., Sept 15, 1985
Marc Wilson vs. L.A. Raiders, Oct. 12, 1984
4 – Derek Carr at Oak., Oct. 12, 2014
Peyton Manning vs. Den., Nov. 10, 2013
Drew Brees at N.O., Oct. 7, 2012
Aaron Rodgers vs. G.B., Nov. 6, 2011
Carson Palmer at Cin., Dec. 26, 2010
Jay Cutler at Den., Sept. 14, 2008

Continued next page

Brett Favre vs. G.B., Dec. 14, 2003
Jon Kitna vs. Cin., Nov. 23, 2003
Daunte Culpepper vs. Min., Nov. 9, 2003
Marc Bulger at St. Louis, Nov. 10, 2002
Rich Gannon at Oak., Nov. 18, 2001
Kurt Warner at St. Louis, Oct. 1, 2000
Jeff George at Min., Nov. 28, 1999
Rich Gannon at Oak., Nov. 14, 1999
John Elway vs. Den., Nov. 29, 1998
John Elway at Den., Dec. 21, 1997
Drew Bledsoe at N.E., Aug. 31, 1997
Drew Bledsoe vs. N.E., Dec. 1, 1996
John Elway at Den., Oct. 6, 1996
Dave Kreig vs. Sea., Dec. 14, 1986
Mark Malone at Pit., Nov. 24, 1984
Bill Kenney vs. K.C., Dec. 11, 1983
Tommy Kramer vs. Min., Oct. 11, 1981
Craig Morton at Den., Sept. 27, 1981
Jim Zorn at Sea., Nov. 27, 1977
Joe Namath vs. N.Y. Jets, Dec. 24, 1967
Daryle Lamonica vs. Oak., Dec. 3, 1967
Len Dawson vs. K.C., Dec. 13, 1964
George Blanda at Hou., Dec. 3, 1961

INDIVIDUAL TOUCHDOWN RECEPTIONS (3+)

4 – Jerry Rice vs. S.F., Jan. 29, 1995
Darryl Turner vs. Sea., Sept. 22, 1985
Frank Jackson vs. K.C., Dec. 13, 1964
3 – Emanuel Sanders at Den., Oct. 23, 2014
Demaryius Thomas vs. Den., Nov. 10, 2013
Marques Colston at N.O., Oct. 7, 2012
Plaxico Burress at N.Y. Jets, Oct. 23, 2011
Chad Johnson vs. Cin., Nov. 23, 2003
Shannon Sharpe vs. Den., Nov. 16, 2003
Isaac Bruce at St. Louis, Nov. 10, 2002
Jerry Rice at Oak., Nov. 18, 2001
Sylvester Morris at K.C., Sept. 17, 2000
Shannon Sharpe at Den., Oct. 6, 1996
John Stallworth at Pit., Nov. 24, 1984
Steve Largent vs. Sea., Oct. 29, 1984
Todd Christensen vs. L.A. Raiders, Dec. 1, 1983
Gene Washington at S.F., Sept. 17, 1972
Don Maynard vs. N.Y. Jets, Dec. 24, 1967
Art Powell at L.A. Raiders, Dec. 8, 1963
Charley Hennigan at Hou., Dec. 3, 1961

TEAM SACKS (7+)

10 – at Los Angeles Rams, Oct. 4, 1970
8 – Green Bay, Sept. 24, 1978
at Washington, Sept. 16, 1973
Kansas City, Dec. 8, 1968
7 – at Kansas City, Dec. 28, 2014
at St. Louis, Oct. 17, 2010
Kansas City, Dec. 14, 1997
Carolina, Sept. 14, 1997
at L.A. Raiders, Oct. 18, 1987
at Oakland, Oct. 12, 1980
Buffalo, Nov. 20, 1960

INDIVIDUAL SACKS (4+)

4.5 – Hugh Douglas vs. Phi., Oct. 18, 1998
4 – Justin Houston at K.C., Dec. 28, 2014
Kamerion Wimbley vs. Oak., Nov. 10, 2011
Derrick Thomas at K.C., Nov. 8. 1992
Al Baker at Det., Oct. 22, 1978
Wilbur Young vs. K.C., Oct. 19, 1975
Ron Carpenter vs. Cin., Sept. 30, 1973
Lionel Aldrige vs. G.B., Oct. 12, 1970

INDIVIDUAL INTERCEPTIONS (3+)

4 – Kwamie Lassiter at Ari., Dec. 27, 1998
Joe Lavender at Was., Dec. 7, 1980
Vernon Perry vs. Hou., Dec. 29, 1979
Willie Buchanon vs. G.B., Sept. 24, 1978
Bobby Ply at Dal., Dec. 16, 1962
3 – Darryl Williams at Sea., Sept. 21, 1997
Lloyd Burruss at K.C., Oct. 19, 1986
Kenny Easley vs. Sea., Oct. 29, 1984
Marc Murphy vs. Was., Oct. 31, 1983
Steve Foley at Den., Sept. 27, 1981
Joe Lavender at Was., Dec. 7, 1980
David Grayson vs. Oak., Oct. 26, 1969
David Grayson at Oak., Oct. 29, 1967
Ron Hall vs. Boston, Sept. 20, 1964
Carl Charon at Buf., Oct. 13, 1962

TOTAL FIRST DOWNS (30+)

34 – at Denver, Sept. 14, 2008
Seattle, Dec. 29, 2002
at Denver, Nov. 19, 2000
at Seattle, Nov. 22, 1987
33 – Cincinnati, Nov. 23, 2003
32 – at Pittsburgh, Oct. 4, 2009
at Cincinnati, Sept. 22, 1985
31 – Denver, Nov. 29, 1987
30 – at Indianapolis, Dec. 26, 2004
at New England, Oct. 14, 2001
at Denver, Sept. 4, 1994
Seattle, Sept. 15, 1985

TIME OF POSSESSION (40:00)

48:50 – at Chicago, Oct. 25, 1981 (OT)
44:11 – at Denver, Nov. 16, 2003
41:52 – at Dallas, Oct. 26, 1980
41:48 – L.A. Raiders, Nov. 21, 1993
41:35 – at Seattle, Nov. 22, 1987
41:19 – Denver, Nov. 29, 1987
40:20 – at Pittsburgh, Oct. 4, 2009
40:03 – at Washington, Nov. 3, 2013
40:02 – Kansas City, Nov. 12, 1978 (OT)

INDIVIDUAL POSTSEASON RECORDS

SCORING

Most Points, Career
42 Nate Kaeding, 2004-09
37 Rolf Benirschke, 1977-86
30 John Carney, 1990-00

Most Points, Game
12 (8x) Last: K. Allen at Den., Jan. 12, 2014
11 Rolf Benirschke at Mia., Jan. 2, 1982
10 Ben Agajanian at Hou., Jan. 1, 1961

TOUCHDOWNS

Most, Career
4 Darren Sproles, 2005-09
LaDainian Tomlinson, 2001-09
Kellen Winslow, 1979-87
Charlie Joiner, 1976-86
3 (3x) Last: Vincent Jackson, 2005-09
2 (4x) Last: Keenan Allen, 2013

Most, Game
2 (7x) Last: K. Allen at Den., Jan. 12, 2014
1 (48x) Last: R. Brown at Cin., Jan. 5, 2014

POINTS AFTER TOUCHDOWN

Most, Career
18 Nate Kaeding, 2004-09
Rolf Benirschke, 1977-86
9 John Carney, 1990-00
6 George Blair, 1961-64

Most, Game
6 George Blair vs. Boston, Jan. 5, 1964
5 Rolf Benirschke at Mia., Jan. 2, 1982
4 Nate Kaeding at Ind., Jan. 13, 2008
Rolf Benirschke at Pit., Jan. 9, 1983

Most Two-Point Conversions, Game
1 Alfred Pupunu vs. S.F., Jan. 29, 1995
Mark Seay vs. S.F., Jan. 29, 1995

FIELD GOALS

Most, Career
8 Nate Kaeding, 2004-09
7 John Carney, 1990-00
Rolf Benirschke, 1977-86
3 Nick Novak, 2013
Ben Agajanian, 1960-61, 1964

Most, Game
4 Nate Kaeding at N.E., Jan. 20, 2008
3 Ben Agajanian vs. Hou., Jan. 1, 1961
2 (6x), Last: Nick Novak at Cin., Jan. 5, 2014

Longest
54 John Carney vs. Ind., Dec. 31, 1995
42 Nate Kaeding at Pit., Jan. 11, 2009
40 Nate Kaeding at N.E., Jan. 20, 2008

RUSHING

Most Attempts, Career
111 Chuck Muncie, 1980-84
96 LaDainian Tomlinson, 2001-09
63 Natrone Means, 1993-95, 1998-99

Most Attempts, Game
26 L. Tomlinson vs. N.Y. Jets, Jan. 8, 2005
25 Chuck Muncie at Pit., Jan. 9, 1983
24 Natrone Means vs. Mia., Jan. 8, 1995
Chuck Muncie at Mia., Jan. 2, 1982 (OT)

Most Yardage, Career
510 Chuck Muncie, 1980-84
380 Paul Lowe, 1960-68
327 LaDainian Tomlinson, 2001-09

Most Yardage, Game
206 Keith Lincoln vs. Boston, Jan. 5, 1964
165 Paul Lowe at Hou., Jan. 1, 1961
139 Natrone Means vs. Mia., Jan. 8, 1994

Longest Run
67t Keith Lincoln vs. Boston, Jan. 5, 1964
58t Ronnie Brown at Cin., Jan. 5, 2014
Paul Lowe vs. Boston, Jan. 5, 1964
56t Keith Lincoln vs. Boston, Jan. 5, 1964

Most Touchdowns, Career
4 LaDainian Tomlinson, 2001-09
3 Chuck Muncie, 1980-84
2 (4x) Last: Keenan Allen, 2013

Most Touchdowns, Game
2 (3x) Last: K. Allen at Den., Jan. 12, 2014
1 (22x) Last: R. Brown at Cin., Jan. 5, 2014

PASSING

Most Attempts, Career
286 Dan Fouts 1973-87
272 Philip Rivers 2004-13
228 Stan Humphries 1992-97

Most Completions, Career
164 Philip Rivers, 2004-13
159 Dan Fouts, 1973-1987
118 Stan Humphries, 1992-97

Most Attempts, Game
53 Dan Fouts at Mia., Jan. 2, 1982 (OT)
49 Stan Humphries vs. S.F., Jan. 29, 1995
47 Stan Humphries vs. Ind., Dec. 31, 1995
Dan Fouts vs. Hou., Dec. 29, 1979

Most Completions, Game
33 Dan Fouts at Mia., Jan. 2, 1982 (OT)
31 Drew Brees vs. N.Y. Jets, Jan. 8, 2005
28 Stan Humphries vs. Mia., Jan. 8, 1995

Pass Rating, Career (minimum 40 att.)
101.2 Drew Brees, 2001-04
85.2 Philip Rivers, 2004-13
76.3 Tobin Rote, 1963-64

Pass Rating, Game (minimum 10 att.)
145.3 Tobin Rote vs. Boston, Jan. 5, 1964
133.2 Philip Rivers at Ind., Jan. 13, 2008
132.1 John Hadl vs. Boston, Jan. 5, 1964

Completion Pct., Career (minimum 40 att.)
.738 Drew Brees, 2001-04
.603 Philip Rivers, 2004-13
.556 Dan Fouts, 1973-87

Completion Pct., Game (minimum 10 att.)
.750 Philip Rivers at Cin., Jan. 5, 2014
.738 Drew Brees vs. N.Y. Jets, Jan. 8, 2005
.737 Philip Rivers at Ind., Jan. 13, 2008

Most Yardage, Career
2,165 Philip Rivers, 2004-13
2,125 Dan Fouts, 1973-87
1,347 Stan Humphries, 1992-97

Most Yardage, Game
433 Dan Fouts at Mia., Jan. 2, 1982 (OT)
336 Dan Fouts vs. Oak., Jan. 11, 1981
333 Dan Fouts at Pit., Jan. 9, 1983

Longest Completion
62t Philip Rivers at Pit., Jan. 11, 2009
58 Philip Rivers vs. N.E., Jan. 14, 2007
56t Philip Rivers at Ind., Jan. 13, 2008

Most Touchdowns, Career
12 Dan Fouts, 1973-87
11 Philip Rivers, 2004-13
6 Stan Humphries, 1992-97

Most Touchdowns, Game
3 (4x) Last: P. Rivers at Pit., Jan. 11, 2009
2 (6x) Last: P. Rivers at Den., Jan. 12, 2014
1 (9x) Last: P. Rivers at Cin., Jan. 5, 2014

Most Interceptions, Career
16 Dan Fouts, 1973-87
13 Stan Humphries, 1992-97
9 Philip Rivers, 2004-13

Most Interceptions, Game
5 Dan Fouts at Mia., Jan. 16, 1983
Dan Fouts vs. Hou., Dec. 29, 1979
4 (3x) Last: S. Humphries vs. Ind., Dec. 31, 1995
2 (1x) Last: P. Rivers vs. N.Y. Jets, Jan. 17, 2010

Lowest Pct. Interceptions, Career
.024 Drew Brees, 2001-04
.033 Philip Rivers, 2004-13
.049 Tobin Rote, 1963-64

PASS RECEIVING

Most Receptions, Career
42 Antonio Gates, 2003-09
39 Ronnie Harmon, 1990-95
30 Charlie Joiner, 1976-86

Most Receptions, Game
13 Kellen Winslow at Mia., Jan. 2, 1982 (OT)
10 Ronnie Harmon vs. Ind., Dec. 31, 1995
9 (4x) Last: E. Parker vs. N.Y. Jets, Jan. 8, 2005

Most Yardage, Career
539 Charlie Joiner, 1976-86
503 Vincent Jackson, 2005-09
454 Antonio Gates, 2003-09

Most Yardage, Game
166 Kellen Winslow at Mia., Jan. 2, 1982 (OT)
142 Keenan Allen at Den., Jan. 12, 2014
133 Ronnie Harmon vs. Ind., Dec. 31, 1995

Most Touchdowns, Career
4 Kellen Winslow, 1979-87
Charlie Joiner, 1976-86
3 Vincent Jackson, 2005-09
2 (5x) Last: Keenan Allen, 2013

Most Touchdowns, Game
2 (4x) Last: K. Allen at Den., Jan. 12, 2014
1 (27x) Last: L. Green at Cin., Jan. 5, 2014

INTERCEPTIONS BY

Most Interceptions, Career
3 Drayton Florence, 2003-07
Glen Edwards, 1978-81
2 (5x) Last: Quentin Jammer, 2002-09
1 (19x) Last: Donald Butler, Melvin Ingram & Shareece Wright 2013

Most Interceptions, Game
2 (4x) Last: G. Edwards vs. Buf., Jan. 3, 1981
1 (27x) Last: D. Butler at Den., Jan. 12, 2014

Most Yardage, Career
62 Glen Edwards, 1978-81
45 Bud Whitehead, 1961-68
40 Darren Carrington, 1991-94

Most Yardage, Game
45 Bud Whitehead vs. Hou., Dec. 24, 1961
40 Darren Carrington vs. K.C., Jan. 12, 1993
35 Bruce Laird vs. Pit., Jan. 9, 1983
Glen Edwards vs. Mia., Jan. 2, 1982

PUNTING

Most Punts, Career
52 Mike Scifres, 2003-13
13 John Kidd, 1990-94
11 Bryan Wagner, 1994

Most Punts, Game
7 Mike Scifres vs. N.E., Jan. 14, 2007
John Kidd at Mia., Jan. 10, 1993
6 (6x) Last: Mike Scifres at Cin., Jan. 5, 2014
5 (4x) Last: M. Scifres at N.E., Jan. 20, 2008

Most Yardage, Career
2,330 Mike Scifres, 2003-13
589 John Kidd, 1990-94
474 Bryan Wagner, 1994

Most Yardage, Game
324 John Kidd at Mia., Jan. 10, 1993
316 Mike Scifres vs. Ind., Jan. 3, 2009
297 Mike Scifres vs. N.Y. Jets, Jan. 17, 2010

Average Yardage, Career (minimum 4 punts)
45.3 John Kidd, 1990-94
44.8 Mike Scifres, 2003-13
43.9 John Hadl, 1962-72

Average Yardage, Game (minimum 2 punts)
59.0 Mike Scifres at Ind., Jan. 13, 2008
54.5 Darren Bennett vs. Ind., Dec. 31, 1995
52.7 Mike Scifres vs. Ind., Jan. 3, 2009

PUNT RETURNS

Most Returns, Career
12 Darren Sproles, 2005-09
8 Mike Fuller, 1975-80
7 Eric Parker, 2002-06

Most Returns, Game
5 Eric Parker vs. N.E., Jan. 14, 2007
4 Nate Lewis at Mia., Jan. 10, 1993
3 (6x) Last: D. Sproles vs. Ind., Jan. 3, 2009

Most Yardage, Career
107 Darren Sproles, 2005-09
99 Mike Fuller, 1975-80
63 Wes Chandler, 1981-87

Most Yardage, Game
72 Darren Sproles vs. Ind., Jan. 3, 2009
56t Wes Chandler at Mia., Jan. 2, 1982 (OT)
41 Mike Fuller vs. Oak., Jan. 11, 1981

Most Touchdowns, Career
1 Wes Chandler, 1981-87

KICKOFF RETURNS

Most Returns, Career
21 Darren Sproles, 2005-09
Andre Coleman, 1994-96
17 James Brooks, 1981-83
8 Hank Bauer, 1977-82

Continued next page

Most Returns, Game
8 Andre Coleman vs. S.F., Jan. 29, 1995
6 Andre Coleman vs. Ind., Dec. 31, 1995
5 (3x) Last: D. Sproles at Pit., Jan. 11, 2009

Most Yardage, Career
537 Darren Sproles, 2005-09
483 Andre Coleman, 1994-96
276 James Brooks, 1981-83

Most Yardage, Game
242 Andre Coleman vs. S.F., Jan. 29, 1995
164 Darren Sproles at Pit., Jan. 11, 2009
147 Leslie Duncan at Buf., Dec. 26, 1964

Most Touchdowns, Career
1 Andre Coleman, 1994-96

TEAM POSTSEASON RECORDS

POINTS SCORED

Most, Quarter
24 at Miami, Jan. 2, 1982 (1Q)
21 vs. Boston, Jan. 5, 1964 (1Q)
17 at Denver, Jan. 12, 2014 (4Q)

Most, Quarter, Opponent
21 at Miami, Jan. 10, 1993 (2Q)
Oakland, Jan. 11, 1981 (1Q)
20 at Miami, Jan. 16, 1983 (2Q)
17 at Miami, Jan. 2, 1982 (2Q)

Most, Quarter, Both Teams
33 at Miami, Jan. 16, 1983 (2Q)
28 (4x) Last: at Pittsburgh, Jan. 11, 2009 (4Q)
24 (2x) Last: at Denver, Jan. 12, 2014 (4Q)

Most, Game
51 vs. Boston, Jan. 5, 1964
41 at Miami, Jan. 2, 1982 (OT)
31 at Pittsburgh, Jan. 9, 1983

Most, Game, Opponent
49 San Francisco, Jan. 29, 1995
38 at Miami, Jan. 2, 1982 (OT)
35 (2x) Last: at Pittsburgh, Jan. 11, 2009

Most, Game, Both Teams
79 at Miami, Jan. 2, 1982 (OT)
75 vs. San Francisco, Jan. 29, 1995
61 (2x) Last: vs. Oakland, Jan. 11, 1981

Fewest, Game
0 at Miami, Jan. 10, 1993
vs. Buffalo, Dec. 26, 1965
3 vs. Houston, Dec. 24, 1961
7 (2x) Last: at Cincinnati, Jan. 10, 1982

Fewest, Game, Opponent
0 vs. Kansas City, Jan. 2, 1993
6 vs. Tennessee, Jan. 6, 2008
10 (3x) Last: at Cincinnati, Jan. 5, 2014

Fewest, Game, Both Teams
13 vs. Houston, Dec. 24, 1961
17 vs. Kansas City, Jan. 2, 1993
23 (2x) Last: vs. Tennessee, Jan. 6, 2008

TOUCHDOWNS

Most, Game
7 vs. Boston, Jan. 5, 1964
5 at Miami, Jan. 2, 1982 (OT)
4 (2x) Last: at Indianapolis, Jan. 13, 2008

Most, Game, Opponent
7 San Francisco, Jan. 29, 1995
5 (3x) Last: at Pittsburgh, Jan. 11, 2009
4 (4x) Last: at Miami, Jan. 10, 1993

Most, Game, Both Teams
10 vs. San Francisco, Jan. 29, 1995
at Miami, Jan. 2, 1982 (OT)
8 (3x) Last: at Pittsburgh, Jan. 11, 2009
7 (3x) Last at Indianapolis, Jan. 13, 2008

POINTS AFTER TOUCHDOWN

Most, Game
6 vs. Boston, Jan. 5, 1964
5 at Miami, Jan. 2, 1982 (OT)
4 (2x) Last: at Indianapolis, Jan. 13, 2008

Most, Game, Opponent
7 vs. San Francisco, Jan. 29, 1995
5 (3x) Last: at Pittsburgh, Jan. 11, 2009
4 (4x) Last: at Miami, Jan. 10, 1993

Most, Game, Both Teams
10 vs. San Francisco, Jan. 29, 1995
at Miami, Jan. 2, 1982 (OT)
8 (2x) Last: at Pittsburgh, Jan. 11, 2009
7 (4x) Last: at Indianapolis, Jan. 13, 2008

Most Two-Point Conversions, Game
2 vs. San Francisco, Jan. 29, 1995

Most Two-Point Conversions Game, Opponent
1 New England, Jan. 14, 2007

FIELD GOALS

Most, Game
3 at Houston, Jan. 1, 1961
2 (6x) Last: at Cincinnati, Jan. 5, 2014
1 (10x) Last: at Denver, Jan. 12, 2014

Most, Game, Opponent
4 at New England, Jan. 20, 2008
3 (2x) Last: New England, Jan. 14, 2007
2 (6x) Last: vs. New York Jets, Jan. 8, 2005

Most, Game, Both Teams
4 (3x) Last: at New England, Jan. 20, 2008
3 (7x) Last: at Cincinnati, Jan. 5, 2014
2 (10x) Last: at Denver, Jan. 12, 2014

FIRST DOWNS

Most, Game
33 at Miami, Jan. 2, 1982 (OT)
29 at Pittsburgh, Jan. 9, 1983
28 vs. Miami, Jan. 8, 1995

Most, Game, Opponents
29 at Miami, Jan. 16, 1983
28 vs. San Francisco, Jan. 29, 1995
27 at Cincinnati, Jan. 5, 2014

Most, Game, Both Teams
58 at Miami, Jan. 2, 1982 (OT)
55 at Pittsburgh, Jan. 9, 1983
49 at Indianapolis, Jan. 13, 2008

Fewest, Game
10 at Miami, Jan. 10, 1993
12 vs. Buffalo, Dec. 26, 1965
13 (2x) Last: at Denver, Jan. 12, 2014

Fewest, Game, Opponents
14 (3x) Last: vs. New York Jets, Jan. 17, 2010
15 (2x) Last: Tennessee, Jan. 6, 2008
17 (5x) Last: vs. Indianapolis, Jan. 3, 2009

Fewest, Game, Both Teams
26 Buffalo, Dec. 26, 1965
28 at Miami, Jan. 10, 1993
32 (2x) Last: vs. New York Jets, Jan. 17, 2010

FIRST DOWNS, RUSHING

Most, Game
12 New England, Jan. 14, 2007
Miami, Jan. 8, 1995
11 (5x) Last: vs. Indianapolis, Jan. 3, 2009
10 at Miami, Jan. 2, 1982 (OT)

Most, Game, Opponent
15 at Miami, Jan. 16, 1983
13 (2x) Last: at Denver, Jan. 12, 2014
12 (2x) Last: at Pittsburgh, Jan. 11, 2009

Most, Game, Both Teams
20 at Miami, Jan. 16, 1983
19 (2x) Last: at Cincinnati, Jan. 10, 1982
17 (3x) Last: at New England, Jan. 20, 2008

Fewest, Game
1 (2x) Last: at Denver, Jan. 12, 2014
2 vs. New York Jets, Jan. 17, 2010
3 at Miami, Jan. 10, 1993

Fewest, Game, Opponent
2 Miami, Jan. 8, 1995
3 (3x) Last: New England, Jan. 14, 2007
4 (4x) Last: at Indianapolis, Jan. 13, 2008

Fewest, Game, Both Teams
8 (3x) Last: vs. N.Y. Jets, Jan. 17, 2010
9 vs. Buffalo, Dec. 26, 1965
11 vs. Tennessee, Jan. 6, 2008

FIRST DOWNS, PASSING

Most, Game
21 at Miami, Jan. 2, 1982 (OT)
20 Indianapolis, Dec. 31, 1995
19 at Pittsburgh, Jan. 9, 1983

Most, Game, Opponent
21 at Indianapolis, Jan. 13, 2008
at Miami, Jan. 2, 1982 (OT)
20 at Cincinnati, Jan. 5, 2014
19 at Pittsburgh, Jan. 9, 1983

Most, Game, Both Teams
42 at Miami, Jan. 2, 1982
38 at Pittsburgh, Jan. 9, 1983
35 at Indianapolis, Jan. 13, 2008

Fewest, Game
7 (5x) Last: at Miami, Jan. 10, 1993
8 (2x) Last: at Pittsburgh, Jan. 15, 1995
9 (4x) Last: at Cincinnati, Jan. 5, 2014

Fewest, Game, Opponent
5 vs. Houston, Dec. 29, 1979
6 vs. New York Jets, Jan. 17, 2010
8 (4x) Last: at Pittsburgh, Jan. 11, 2009

Fewest, Game, Both Teams
15 at Buffalo, Dec. 26, 1964
16 (3x) Last: at Miami, Jan. 10, 1993
17 (2x) Last: vs. Kansas City, Jan. 2, 1993

TOTAL NET YARDS GAINED

Most, Game
601 Boston, Jan. 5, 1964
564 at Miami, Jan. 2, 1982 (OT)
479 at Pittsburgh, Jan. 9, 1983

Most, Game, Opponent
466 at Miami, Jan. 2, 1982 (OT)
449 San Francisco, Jan. 29, 1995
446 at Indianapolis, Jan. 13, 2008

Most, Game, Both Teams
1,030 at Miami, Jan. 2, 1982 (OT)
901 at Pittsburgh, Jan. 9, 1983
862 Boston, Jan. 5, 1964

NET YARDS GAINED RUSHING

Most, Game
309 Boston, Jan. 5, 1964
202 Miami, Jan. 8, 1995
196 at Cincinnati, Jan. 5, 2014

Most, Game, Opponent
219 at Buffalo, Dec. 26, 1964
214 at Miami, Jan. 16, 1983
178 Indianapolis, Dec. 31, 1995

Most, Game, Both Teams
384 Boston, Jan. 5, 1964
343 at Buffalo, Dec. 26, 1964
323 Indianapolis, Dec. 31, 1995

NET YARDS GAINED PASSING

Most, Game
415 at Miami, Jan. 2, 1982 (OT)
351 Oakland, Jan. 11, 1981
333 at Pittsburgh, Jan. 9, 1983

Most, Game, Opponent
402 at Indianapolis, Jan. 13, 2008
388 at Miami, Jan. 2, 1982 (OT)
349 at Pittsburgh, Jan. 15, 1995

Most, Game, Both Teams
803 at Miami, Jan. 2, 1982 (OT)
714 at Indianapolis, Jan. 13, 2008
658 at Pittsburgh, Jan. 9, 1983

THE LAST TIME

Regular-Season Games Only

RUSHING

200 Yards Rushing, Individual
CHARGERS – LaDainian Tomlinson, Dec. 28, 2003, vs. Oakland (243 yards)
OPPONENT – Adrian Peterson, Nov. 4, 2007, at Minnesota (296 yards)

100 Yards Rushing, Individual
CHARGERS – Melvin Gordon, Oct. 29, 2017, at New England (132 yards)
OPPONENT – Marshawn Lynch, Dec. 31, 2017, vs. Oakland (101 yards)

100 Yards Rushing, One Half, Individual
CHARGERS – Melvin Gordon, Oct. 29, 2017, at New England (113 yards in first half)
OPPONENT – Colin Kaepernick (112 yards in second half) and Frank Gore (129 yards in first half), Dec. 20, 2014, at San Francisco

Two 100-Yard Rushers
CHARGERS – Darren Sproles (122 yards) and LaDainian Tomlinson (116 yards), Dec. 16, 2007, vs. Detroit
OPPONENT – Frank Gore (158 yards) and Colin Kaepernick (151 yards), Dec. 20, 2014, at San Francisco

Four Touchdowns Rushing, Individual
CHARGERS – LaDainian Tomlinson, Oct. 14, 2007, vs. Oakland (3, 27, 13, 41 yards)
OPPONENT – Never

Three Touchdowns Rushing, Individual
CHARGERS – Ryan Matthews, Jan. 2, 2011, at Denver (27, 12, 31 yards)
OPPONENT – Darrel Young, Nov. 3, 2013, at Washington (1, 1, 4 yards)

Two Touchdowns Rushing, Individual
CHARGERS – Melvin Gordon, Oct. 23, 2016, at Atlanta (2, 3 yards)
OPPONENT – Isaiah Crowell, Dec. 24, 2016, at Cleveland (8, 4 yards)

PASSING

500 Yards Passing, Individual
CHARGERS – Philip Rivers, Oct. 18, 2015, at Green Bay (503 yards)
OPPONENT – Never

400 Yards Passing, Individual
CHARGERS – Philip Rivers, Nov. 23, 2017, at Dallas (434 yards)
OPPONENT – Michael Vick, Sept. 15, 2013, at Philadelphia (428 yards)

300 Yards Passing, Individual
CHARGERS – Philip Rivers, Dec. 31, 2017, vs. Oakland (387 yards)
OPPONENT – Tom Brady, Oct. 29, 2017, at New England (333 yards)

Six Touchdown Passes, Individual
CHARGERS – Dan Fouts, Nov. 22, 1981, at Oakland (12, 15, 29, 4, 5, 6 yards)
OPPONENT – Never

Five Touchdown Passes, Individual
CHARGERS – Drew Brees, Oct. 31, 2004, vs. Oakland (17, 13, 23, 5, 1 yards)
OPPONENT – Gus Frerotte, Nov. 19, 2000, at Denver (1, 5, 26, 10, 5 yards)

Four Touchdown Passes, Individual
CHARGERS – Philip Rivers, Oct. 9, 2016, at Oakland (29, 18, 1, 4 yards)
OPPONENT – Derek Carr, Oct. 12, 2014, at Oakland (77, 6, 47, 6 yards)

Three Touchdown Passes, Individual
CHARGERS – Philip Rivers, Dec. 31, 2017, vs. Oakland (56, 6, 62 yards)
OPPONENT – Marcus Mariota, Nov. 6, 2016, vs. Tennessee (16, 7, 8 yards)

Six Interceptions Thrown, Individual
CHARGERS – Ed Luther, Oct. 31, 1983, vs. Washington
OPPONENT – Peyton Manning, Nov. 11, 2007, vs. Indianapolis

Five Interceptions Thrown, Individual
CHARGERS – Craig Whelihan, Dec. 13, 1998, at Seattle
OPPONENT – Nathan Peterman, Nov. 19, 2017, vs. Buffalo

Four Interceptions Thrown, Individual
CHARGERS – Philip Rivers, Nov. 13, 2016, vs. Miami
OPPONENT – Nathan Peterman, Nov. 19, 2017, vs. Buffalo

RECEIVING

10 or More Receptions, Individual
CHARGERS – Keenan Allen, Dec. 3, 2017, vs. Cleveland (10 receptions)
OPPONENT – Jarvis Landry, Sept. 17, 2017, vs. Miami (13 receptions)

200 Yards Receiving, Individual
CHARGERS – Malcom Floyd, Oct. 10, 2010, at Oakland (213 yards)
OPPONENT – Chad Johnson, Nov. 12, 2006, at Cincinnati (260 yards)

100 Yards Receiving, Individual
CHARGERS – Keenan Allen, Dec. 31, 2017, vs. Oakland (133 yards)
OPPONENT – Amari Cooper, Dec. 31, 2017, vs. Oakland (115 yards)

100 Yards Receiving, One Half, Individual
CHARGERS – Tyrell Williams, Dec. 10, 2017, vs. Washington (132 yards in first half)
OPPONENT – Amari Cooper, Dec. 31, 2017, vs. Oakland (104 yards in first half)

Two 100-Yard Receivers
CHARGERS – Keenan Allen (111 yards) and Tyrell Williams (132 yards), Dec. 10, 2017, vs. Washington
OPPONENT – Emmanuel Sanders (120 yards) and Demaryius Thomas (105 yards), Oct. 23, 2014, at Denver

Five Touchdown Receptions, Individual
CHARGERS – Kellen Winslow, Nov. 22, 1981, at Oakland (15, 29, 4, 5, 3 yards)
OPPONENT – Never

Four Touchdown Receptions, Individual
CHARGERS – Kellen Winslow, Nov. 22, 1981, at Oakland (15, 29, 4, 5, 3 yards)
OPPONENT – Daryl Turner, Sept. 15, 1985, vs. Seattle (34, 15, 30, 7 yards)

Three Touchdown Receptions, Individual
CHARGERS – Danny Woodhead, Dec. 20, 2015, vs. Miami (20, 9, 9 yards)
OPPONENT – Emmanuel Sanders, Oct. 23, 2014, at Denver (2, 31, 3 yards)

Two Touchdown Receptions, Individual
CHARGERS – Keenan Allen, Nov. 19, 2017, vs. Buffalo (21, 2 yards)
OPPONENT – Bennie Fowler III, Sept. 11, 2017, at Denver (5, 6 yards)

COMBINATION

100 Yards Rushing and Receiving, Individual
CHARGERS – Lionel James, Sept. 22, 1985, at Cincinnati (127 yards rushing, 118 yards receiving)
OPPONENT – Essex Johnson, Sept. 30, 1973, vs. Cincinnati (121 yards rushing, 116 yards receiving)

300-Yard Passer, 100-Yard Rusher and 100-Yard Receiver
CHARGERS – Philip Rivers (313 yards passing), Brandon Oliver (101 yards rushing) and Malcom Floyd (103 yards receiving), Oct. 12, 2014, at Oakland
OPPONENT – Ben Roethlisberger (333 yards passing), Rashard Mendenhall (165 yards rushing) and Hines Ward (113 yards receiving), Oct. 4, 2009, at Pittsburgh

INTERCEPTIONS

Four Interceptions, Individual
CHARGERS – Never
OPPONENT – Kwamie Lassiter, Dec., 17, 1998, at Arizona

Three Interceptions, Individual
CHARGERS – Antonio Cromartie, Nov. 11, 2007, vs. Indianapolis
OPPONENT – Kwamie Lassiter, Dec., 17, 1998, at Arizona

Two Interceptions, Individual
CHARGERS – Casey Hayward, Nov. 19, 2017, vs. Buffalo
OPPONENT – Marcus Peters, Dec. 16, 2017, at Kansas City

Interception Returned for Touchdown
CHARGERS – Desmond King, Nov. 23, 2017, at Dallas (90 yards; Dak Prescott, passer)
OPPONENT – Bashaud Breeland, Dec. 10, 2017, vs. Washington (96 yards; Kellen Clemens, passer)

SACKS

Five Sacks, Individual
CHARGERS – Leslie O'Neal, Nov. 16, 1986, vs. Dallas
OPPONENT – Never

Four-and-One-Half Sacks, Individual
CHARGERS – Leslie O'Neal, Nov. 16, 1986, vs. Dallas
OPPONENT – Hugh Douglas, Oct. 18, 1998, vs. Philadelphia

Four Sacks, Individual
CHARGERS – Antwan Barnes, Dec. 18, 2011, vs. Baltimore
OPPONENT – Justin Houston, Dec. 28, 2014, at Kansas City

Three-and-One-Half Sacks, Individual
CHARGERS – Kendall Reyes, Dec. 23, 2012, at New York Jets
OPPONENT – Justin Houston, Dec. 28, 2014, at Kansas City

Three Sacks, Individual
CHARGERS – Melvin Ingram, Sept. 24, 2017, vs. Kansas City
OPPONENT – Dee Ford, Dec. 13, 2015, at Kansas City

Two-and-One-Half Sacks, Individual
CHARGERS – Melvin Ingram, Sept. 24, 2017, vs. Kansas City
OPPONENT – Dee Ford, Dec. 13, 2015, at Kansas City

Two Sacks, Individual
CHARGERS – Joey Bosa (two) and Chris McCain (two), Oct. 22, 2017, vs. Denver
OPPONENT – Von Miller, Oct. 22, 2017, vs. Denver

TOUCHDOWNS

Five Touchdowns, Individual
CHARGERS – Kellen Winslow, Nov. 22, 1981, at Oakland (15-, 29-, 4-, 5-, 3-yard receptions)
OPPONENT – Never

Four Touchdowns, Individual
CHARGERS – Danny Woodhead, Dec. 20, 2015, vs. Miami (2-yard run; 20-, 9-, 9-yard receptions)
OPPONENT – Harvey Williams, Nov. 16, 1997, vs. Oakland (1-, 1-yard runs; 8-, 32-yard receptions)

Three Touchdowns, Individual
CHARGERS – Melvin Gordon, Oct. 23, 2016, at Atlanta (2-, 3-yard runs; 5-yard reception)
OPPONENT – John Kuhn, Oct. 2, 2016, vs. New Orleans (1-, 1-yard runs; 4-yard reception)

FIELD GOALS/PATs

Six Field Goals Made, Individual
CHARGERS – Greg Davis, Oct. 5, 1997, at Oakland (30, 22, 38, 43, 33, 33 yards)
OPPONENT – Phil Dawson, Nov. 5, 2006, vs. Cleveland (37, 20, 42, 30, 36, 35 yards)

Five Field Goals Made, Individual
CHARGERS – Nate Kaeding, Sept. 10, 2012, at Oakland (23, 28, 19, 41, 45 yards)
OPPONENT – Justin Tucker, Nov. 1, 2015, at Baltimore (48, 29, 48, 45, 39 yards)

Four Field Goals Made, Individual
CHARGERS – Travis Coons, Dec. 3, 2017, vs. Cleveland (40, 37, 33, 42 yards)
OPPONENT – Sebastian Janikowski, Dec.18, 2016, vs. Oakland (45, 33, 21, 44 yards)

50-Yard Field Goal, Individual
CHARGERS – Nick Novak, Nov. 12, 2017, at Jacksonville (50 yards)
OPPONENT – Harrison Butker, Dec. 16, 2017, at Kansas City (51 yards)

Blocked Field-Goal Attempt
CHARGERS – Darrell Stuckey, Nov. 23, 2014, vs. St. Louis (46-yard Greg Zuerlein attempt)
OPPONENT – Justin Ellis, Dec. 31, 2017, vs. Oakland (50-yard Nick Rose attempt)

Two-Point Conversion
CHARGERS – Ladarius Green, Oct. 25, 2015, vs. Oakland (Philip Rivers, passer)
OPPONENT – Mike Evans, Dec. 4, 2016, vs. Tampa Bay (Jameis Winston, passer)

Point After Touchdown Missed
CHARGERS – Travis Coons, Dec. 16, 2017, at Kansas City (first attempt, wide left)
OPPONENT – Giorgio Tavecchio, Oct. 15, 2017, at Oakland (second attempt, wide left)

Blocked Point After Touchdown
CHARGERS – Corey Liuget, Nov. 12, 2017, at Jacksonville (Josh Lambo, first attempt)
OPPONENT – Denico Autry, Dec. 31, 2017, vs. Oakland (Nick Rose, third attempt)

PUNTING

80-Yard Punt
CHARGERS – Never
OPPONENT – Dustin Colquitt, Dec. 2, 2007, at Kansas City (81 yards)

70-Yard Punt
CHARGERS – Mike Scifres, Sept. 21, 2014, at Buffalo (72 yards)
OPPONENT – Kevin Huber, Dec. 1, 2013, vs. Cincinnati (75 yards)

60-Yard Punt
CHARGERS – Drew Kaser, Dec. 24, 2017, at New York Jets (63 yards)
OPPONENT – Brad Nortman, Nov. 12, 2017, at Jacksonville (61 yards)

Blocked Punt
CHARGERS – Jerry Attaochu, Sept. 8, 2014, at Arizona (Drew Butler, punter)
OPPONENT – Hayes Pullard, Nov. 29, 2015, at Jacksonville (Mike Scifres, punter)

10 or More Punts, Individual
CHARGERS – Drew Kaser, Nov. 12, 2017, at Jacksonville (10 punts for 485 yards)
OPPONENT – Chad Stanley, Sept. 15, 2002, vs. Houston (10 punts for 406 yards)

No Punts
CHARGERS – Nov. 23, 2017, at Dallas
OPPONENT – Nov. 7, 1976, vs. Baltimore Colts

OTHER SPECIAL TEAMS

Kickoff Returned for Touchdown
CHARGERS – Michael Spurlock, Dec. 30, 2012, vs. Oakland (99 yards)
OPPONENT – Percy Harvin, Sept. 11, 2011, vs. Minnesota (103 yards)

Punt Returned for Touchdown
CHARGERS – Travis Benjamin, Oct. 22, 2017, vs. Denver (65 yards)
OPPONENT – Tyreek Hill, Jan. 1, 2017, vs. Kansas City (95 yards)

Blocked Punt Returned for Touchdown
CHARGERS – Jacob Hester, Oct. 25, 2009, at Kansas City (Recovered in end zone after Hester blocked Dustin Colquitt punt)
OPPONENT – Adam Hayward, Nov. 11, 2012, at Tampa Bay (Returned 29 yards after Dekoda Watson blocked Mike Scifres punt)

Recovered Own Onside Kick Attempt
CHARGERS – Darrell Stuckey, Nov. 18, 2012, at Denver (Nick Novak, kicker)
OPPONENT – Jonathan Grimes, Nov. 27, 2016, at Houston (Nick Novak, kicker)

OTHER DEFENSE

Shutout Posted
CHARGERS – Oct. 22, 2017, vs. Denver (21-0 Chargers win)
OPPONENT – Nov. 2, 2014, at Miami (37-0 Miami win)

Fumble Returned for Touchdown
CHARGERS – Melvin Ingram, Nov. 19, 2017, vs. Buffalo (39 yards)
OPPONENT – Adrian Clayborn, Oct. 23, 2016, at Atlanta (5 yards)

Safety Scored
CHARGERS – Oct. 13, 2016, vs. Denver (Penalty on Russell Okung in end zone)
OPPONENT – Oct. 29, 2017, at New England (Travis Benjamin tackled in end zone on a punt return)

MISCELLANEOUS

No Penalties
CHARGERS – Oct. 9, 2011, at Denver
OPPONENT – Dec. 4, 2005, vs. Oakland

Game Without Touchdown
CHARGERS – Dec. 13, 2015, at Kansas City
OPPONENT – Oct. 22, 2017, vs. Denver

50 Points, Game
CHARGERS – 54, Nov. 19, 2017, vs. Buffalo
OPPONENT – 57, Oct. 1, 2000, at St. Louis

40 Points, Game
CHARGERS – 54, Nov. 19, 2017, vs. Buffalo
OPPONENT – 45, Nov. 6, 2011, vs. Green Bay

600 Yards Total Offense, Game
CHARGERS – 661, Dec. 20, 1982, vs. Cincinnati
OPPONENT – 614, Oct. 1, 2000 at St. Louis

500 Yards Total Offense, Game
CHARGERS – 515, Nov. 23, 2017, at Dallas
OPPONENT – 503, Jan. 3, 2016, at Denver

YEAR BY YEAR STATS

2017 FINAL STATISTICS

(9-7 Overall) Second AFC West - Anthony Lynn
Home (5-3); Away (4-4)

Date	W/L	Score	Opponent	Att.
09/11	L	21-24	at Denver	76,324
09/17	L	17-19	Miami	25,381
09/24	L	10-24	Kansas City	25,386
10/01	L	24-26	Philadelphia	25,374
10/08	W	27-22	at N.Y. Giants	77,373
10/15	W	17-16	at Oakland	54,685
10/22	W	21- 0	Denver	25,388
10/29	L	13-21	at New England	65,878
11/12	L	17-20 OT	at Jacksonville	60,835
11/19	W	54-24	Buffalo	25,015
11/23	W	28- 6	at Dallas	93,012
12/03	W	19-10	Cleveland	25,320
12/10	W	30-13	Washington	25,393
12/16	L	13-30	at Kansas City	75,011
12/24	W	14- 7	at N.Y. Jets	77,562
12/31	W	30-10	Oakland	25,430

Team Statistics	Chargers	Opponent
TOTAL FIRST DOWNS	337	282
Rushing	84	99
Passing	220	153
Penalty	33	30
3rd Down: Made/Att	84/209	86/221
3rd Down Pct.	40.2	38.9
4th Down: Made/Att	5/11	6/20
4th Down Pct.	45.5	30.0
TOTAL NET YARDS	6026	5254
Avg. Per Game	376.6	328.4
Total Plays	1020	997
Avg. Per Play	5.9	5.3
NET YARDS RUSHING	1595	2098
Avg. Per Game	99.7	131.1
Total Rushes	419	430
NET YARDS PASSING	4431	3156
Avg. Per Game	276.9	197.3
Sacked/Yards Lost	18/120	43/261
Gross Yards	4551	3417
Att./Completions	583/366	524/329
Completion Pct.	62.8	62.8
Had Intercepted	11	18
PUNTS/AVERAGE	74/48.1	79/45.4
NET PUNTING AVG.	74/41.3	79/41.1
PENALTIES/YARDS	108/927	109/995
FUMBLES/BALL LOST	17/4	21/9
TOUCHDOWNS	43	29
Rushing	10	11
Passing	28	17
Returns	5	1
TIME OF POSSESSION	30:08	29:52

Score by Quarters	Q1	Q2	Q3	Q4	OT	PTS.
Chargers	**44**	**143**	**85**	**83**	**0**	**355**
Opponents	66	64	61	78	3	272

Scoring	TD	RU	PA	RT	PAT	FG	S	PTS.
M.Gordon	12	8	4	0	0/0	0/0	0	72
N.Novak	0	0	0	0	17/18	9/13	0	44
K.Allen	7	0	6	1	0/0	0/0	0	42
A.Ekeler	5	2	3	0	0/0	0/0	0	30
T.Benjamin	5	0	4	1	0/0	0/0	0	30
T.Coons	0	0	0	0	5/6	7/8	0	26
H.Henry	4	0	4	0	0/0	0/0	0	24
T.Williams	4	0	4	0	0/0	0/0	0	24
Y.Koo	0	0	0	0	9/9	3/6	0	18
A.Gates	3	0	3	0	0/0	0/0	0	18
N.Rose	0	0	0	0	5/6	1/3	0	8
K.Toomer	1	0	0	1	0/0	0/0	0	6
M.Ingram	1	0	0	1	0/0	0/0	0	6
D.King	1	0	0	1	0/0	0/0	0	6
D.Kaser	0	0	0	0	1/3	0/0	0	1
Chargers	**43**	**10**	**28**	**5**	**37/42**	**20/30**	**0**	**355**
Opponents	29	11	17	1	23/26	23/27	1	272

2-Pt. Conversions: Chargers 0-1, Opponents 1-3

Sacks: J.Bosa 12.5, M.Ingram 10.5, C.McCain 5.0, D.Philon 4.5, D.King 4.0, C.Liuget 1.5, K.Emanuel 1.5, K.Toomer 1.0, T.Palepoi 1.0, I.Rochell 1.0, J.Addae 0.5, **Chargers 43**, Opponents 18

Special Teams Tackles (T-A-TT): Dzubnar 14-7-21, Ekeler 13-4-17, M. Davis 11-3-14, D. Watt 7-2-9, Jenkins 6-2-8, Onwualu 6-2-8, King 5-0-5, Phillips 3-1-4, J. Brown 0-3-3, Emanuel 3-0-3, N. Harris 2-1-3, Pullard 2-0-2, Tr. Williams 2-0-2, Coons 2-0-2, McGrath 2-0-2, Toomer 1-0-1, McCain 1-0-1, Attaochu 1-0-1, Cumberland 1-0-1, Clemens 1-0-1, McCoil 1-0-1

Defensive Tackles (T-A-TT-SK-TFL-QB Hits-INT-PD-FF-FR: Bosa 61-38-99-12.5-17.5-22-0-2-4-1, Addae 70-25-95-0.5-7.5-0-0-10-0-0, Pullard 53-26-79-0.0-2-0-1-1-0-1, Boston 61-18-79-0.0-1-0-5-9-0-0, Brown 58-20-78-0.0-2-2-0-0-0-1, Ingram 50-26-76-10.5-22.5-25-0-1-1-2, King 61-10-71-4.0-6-6-1-5-0-0,

Rushing	No.	Yds.	Avg.	Long	TD
M.Gordon	284	1105	3.9	87t	8
A.Ekeler	47	260	5.5	35t	2
T.Benjamin	13	96	7.4	22	0
B.Oliver	35	83	2.4	26	0
A.Williams	9	25	2.8	7	0
D.Watt	6	24	4.0	17	0
K.Allen	2	9	4.5	6	0
P.Rivers	18	-2	-0.1	8	0
K.Clemens	5	-5	-1.0	-1	0
Chargers	**419**	**1595**	**3.8**	**87t**	**10**
Opponents	430	2098	4.9	69t	11

Receiving	No.	Yds.	Avg.	Long	TD
K.Allen	102	1393	13.7	51	6
M.Gordon	58	476	8.2	49	4
H.Henry	45	579	12.9	34	4
T.Williams	43	728	16.9	75t	4
T.Benjamin	34	567	16.7	62t	4
A.Gates	30	316	10.5	27	3
A.Ekeler	27	279	10.3	38	3
M.Williams	11	95	8.6	20	0
B.Oliver	6	26	4.3	11	0
S.McGrath	4	46	11.5	23	0
D.Watt	2	35	17.5	23	0
D.Inman	2	9	4.5	7	0
J.Cumberland	2	2	1.0	2	0
Chargers	**366**	**4551**	**12.4**	**75t**	**28**
Opponents	329	3417	10.4	87t	17

Interceptions	No.	Yds.	Avg.	Long	TD
T.Boston	5	49	9.8	25	0
C.Hayward	4	7	1.8	7	0
T.Williams	2	28	14.0	21	0
A.Phillips	2	13	6.5	9	0
D.King	1	90	90.0	90t	1
K.Toomer	1	59	59.0	59t	1
K.Allen	1	32	32.0	32	0
K.Emanuel	1	23	23.0	23	0
H.Pullard	1	1	1.0	1	0
Chargers	**18**	**302**	**16.8**	**90t**	**2**
Opponents	11	265	24.1	96t	1

Punting	No.	Yds.	Avg.	Net	TB	I-20	Lg.	B
D.Kaser	74	3558	48.1	41.3	9	27	69	0
Chargers	**74**	**3558**	**48.1**	**41.3**	**9**	**27**	**69**	**0**
Opponents	79	3583	45.4	41.1	4	39	63	0

Punt Returns	Ret.	FC	Yds.	Avg.	Lg.	TD
T.Benjamin	27	25	257	9.5	65t	1
D.King	1	1	2	2.0	2	0
Chargers	**28**	**26**	**259**	**9.3**	**65t**	**1**
Opponents	48	6	319	6.6	31	0

Kickoff Returns	Ret.	Yds.	Avg.	Long	TD
D.King	17	353	20.8	44	0
A.Ekeler	5	85	17.0	22	0
M.Davis	2	36	18.0	19	0
T.Palepoi	1	0	0.0	0	0
Chargers	**25**	**474**	**19.0**	**44**	**0**
Opponents	46	1150	25.0	71	0

Field Goals	1-19	20-29	30-39	40-49	50+
N.Novak	0/ 0	4/ 4	4/ 5	0/ 2	1/ 2
T.Coons	0/ 0	4/ 4	2/ 3	1/ 1	0/ 0
Y.Koo	0/ 0	2/ 2	0/ 0	1/ 4	0/ 0
N.Rose	0/ 0	1/ 1	0/ 0	0/ 1	0/ 1
Chargers	**0/ 0**	**11/ 11**	**6/ 8**	**2/ 8**	**1/ 3**
Opponents	0/ 0	5/ 5	8/ 8	6/ 8	4/ 6

Rose: ( ),( ),( ),( ),( ),( ),( ),( ),( ),( ),( ),( ),( ),(47N),(50B,25G), Novak:( ),( ),( ),( ),(20G,31G),(48N,32G),( ),(51B),(50G),(46N,33G,28G,39G,28G),(35N,22G),( ),( ),( ),( ),( ), Coons: ( ),( ),( ),( ),( ),( ),( ),( ),( ),( ),( ),(38N,21G,40G,22G,27G),(33G,21G,36G),( ),( ),( ), Koo: (44B),(41G,43N,44N),(29G),(29G),( ),( ),( ),( ),( ),( ),( ),( ),( ),( ),( ),( ),( )

Defensive Tackles (cont.) Tr. Williams 47-8-55-0.0-2-0-2-13-0-0, Perryman 29-22-51-0.0-2-0-0-2-0-1, Toomer 29-17-46-1.0-1-1-1-3-2-0, Philon 28-18-46-4.5-8.5-6-0-1-1-0, Square 19-26-45-0.0-1-1-0-3-0-1, Hayward 33-7-40-0.0-2-0-4-24-1-2, Emanuel 15-22-37-1.5-1.5-0-1-3-0-0, Palepoi 20-17-37-1.0-8-1-0-0-0-0, Liuget 19-17-36-1.5-6.5-2-0-3-1-0, McCain 20-8-28-5.0-6-1-0-1-2-0, Harris 7-1-8-0.0-0-0-0-0-0-0, Attaochu 4-2-6-0.0-1-0-0-0-0-0, Jenkins 4-1-5-0.0-0-0-0-1-0-0, Rochell 4-1-5-1.0-2-0-0-0-0-0, M. Davis 4-0-4-0.0-0-0-0-2-0-0, Verrett 1-0-1-0.0-0-0-0-0-0-0, K. Allen 0-0-0-0.0-0-0-1-1-0-0

Passing	Att.	Comp.	Yds.	Comp.%	Yds./Att.	TD	TD%	Int.	Int.%	Long	Sack/Lost	Rating
P.Rivers	575	360	4515	62.6%	7.9	28	4.9%	10	1.7%	75t	18/120	95.9
K.Clemens	8	6	36	75.0%	4.5	0	0.0%	1	12.5%	10	0/0	43.8
Chargers	**583**	**366**	**4551**	**62.8%**	**7.8**	**28**	**4.8%**	**11**	**1.9%**	**75t**	**18/120**	**95.1**
Opponents	524	329	3417	62.8%	6.5	17	3.2%	18	3.4%	87t	43/261	78.1

2016 FINAL STATISTICS

(5-11 Overall) Fourth AFC West - Mike McCoy
Home (3-5); Away (2-6)

Date	W/L	Score	Opponent	Att.
09/11	L	27-33 OT	at Kansas City	73,238
09/18	W	38-14	Jacksonville	52,165
09/25	L	22-26	at Indianapolis	64,747
10/02	L	34-35	New Orleans	60,641
10/09	L	31-34	at Oakland	54,275
10/13	W	21-13	Denver	58,904
10/23	W	33-30 OT	at Atlanta	69,832
10/30	L	19-27	at Denver	76,756
11/06	W	43-35	Tennessee	52,281
11/13	L	24-31	Miami	55,107
11/27	W	21-13	at Houston	71,897
12/04	L	21-28	Tampa Bay	53,832
12/11	L	16-28	at Carolina	73,856
12/18	L	16-19	Oakland	68,352
12/24	L	17-20	at Cleveland	57,272
01/01	L	27-37	Kansas City	54,915

Team Statistics	Chargers	Opponent
TOTAL FIRST DOWNS	340	330
Rushing	90	98
Passing	214	204
Penalty	36	28
3rd Down: Made/Att	85/200	83/208
3rd Down Pct.	42.5	39.9
4th Down: Made/Att	6/12	11/16
4th Down Pct.	50.0	68.8
TOTAL NET YARDS	5708	5554
Avg. Per Game	356.8	347.1
Total Plays	1014	1025
Avg. Per Play	5.6	5.4
NET YARDS RUSHING	1510	1567
Avg. Per Game	94.4	97.9
Total Rushes	398	410
NET YARDS PASSING	4198	3987
Avg. Per Game	262.4	249.2
Sacked/Yards Lost	36/188	35/230
Gross Yards	4386	4217
Att./Completions	580/349	580/364
Completion Pct.	60.2	62.8
Had Intercepted	21	18
PUNTS/AVERAGE	59/46.3	62/46.4
NET PUNTING AVG.	59/39.8	62/42.0
PENALTIES/YARDS	107/780	118/837
FUMBLES/BALL LOST	22/14	18/10
TOUCHDOWNS	48	46
Rushing	10	20
Passing	33	21
Returns	5	5
TIME OF POSSESSION	30:12	29:48

Score by Quarters	Q1	Q2	Q3	Q4	OT	PTS.
Chargers	**78**	**139**	**112**	**78**	**3**	**410**
Opponents	62	122	100	133	6	423

Scoring	TD	RU	PA	RT	PAT	FG	S	PTS.
Lambo	0	0	0	0	42/46	26/32	0	120
Gordon	12	10	2	0	0/0	0/0	0	72
Henry	8	0	8	0	0/0	0/0	0	48
Gates	7	0	7	0	0/0	0/0	0	42
Ty. Williams	7	0	7	0	0/0	0/0	0	42
Benjamin	4	0	4	0	0/0	0/0	0	24
Inman	4	0	4	0	0/0	0/0	0	24
Addae	1	0	0	1	0/0	0/0	0	6
Flowers	1	0	0	1	0/0	0/0	0	6
Hayward	1	0	0	1	0/0	0/0	0	6
Lowery	1	0	0	1	0/0	0/0	0	6
Reid	1	0	0	1	0/0	0/0	0	6
Woodhead	1	0	1	0	0/0	0/0	0	6
Chargers	**48**	**10**	**33**	**5**	**42/46**	**26/32**	**1**	**410**
Opponents	46	20	21	5	42/42	33/38	1	423

2-Pt. Conversions: Chargers 0-2, Opponents 2-3

Sacks: Bosa 10.5, Ingram 8, Brown 3.5, Square 2.5, Attaochu 2, Perryman 2, Landrum 1, Mebane 1, Philon 1, Reid 1, Toomer 1, To. Williams 1, Emanuel 0.5, McClain 0.5, **Chargers 35**, Opponents 36

Special Teams Tackles (T-A-TT): Perry 8-1-9, To. Williams 7-2-9, Stuckey 5-2-7, Toomer 4-0-4, Attaochu 3-1-4, D. Watt 3-1-4, McCoil 3-0-3, Emanuel 2-1-3, McGrath 2-1-3, Brown 1-2-3, Phillips 1-2-3, Addae 2-0-2, Reed 2-0-2, Hayward 1-0-1, Inman 1-0-1, Kaser 1-0-1, Mager 1-0-1, McClain 1-0-1, Perryman 1-0-1, Verrett 1-0-1, S. Williams 1-0-1

Defensive Tackles (T-A-TT-TFL-SK-PR-QB Hits-INT-FF-FR-PD): Perryman 54-26-80-8-2-4-4-1-1-0-1, Brown 52-21-73-9-3.5-4-5-0-2-1-8, Toomer 39-30-69-9-1-1-2-0-3-1-1, Ingram 45-21-66-13-8-42-23-0-4-0-4, Liuget 32-32-64-12-0-30-8-0-0-1-3, Lowery 53-6-59-1-0-0-0-1-1-1-8, Hayward 51-8-59-2-0-0-0-7-0-0-23, Emanuel 30-19-49-7-0.5-9-6-0-1-1-2, Addae 42-7-49-3-0-0-0-1-0-0-3, Bosa 33-15-48-19-10.5-45-15-0-1-0-2,

Rushing	No.	Yds.	Avg.	Long	TD
Gordon	254	997	3.9	48	10
Farrow	60	192	3.2	11	0
Hillman	23	81	3.5	17	0
Woodhead	19	116	6.1	23	0
A. Williams	18	87	4.8	14	0
Rivers	14	35	2.5	10	0
D. Watt	2	4	2.0	2	0
McCluster	3	2	0.7	2	0
Kaser	1	0	0.0	0	0
Clemens	2	-1	-.5	0	0
Benjamin	2	-3	-1.5	-1	0
Chargers	**398**	**1510**	**3.8**	**48**	**10**
Opponents	410	1567	3.8	40	20

Receiving	No.	Yds.	Avg.	Long	TD
Ty. Williams	69	1059	15.3	51t	7
Inman	58	810	14.0	57t	4
Gates	53	548	10.3	27	7
Benjamin	47	677	14.4	54	4
Gordon	41	419	10.2	35	2
Henry	36	478	13.3	59	8
Farrow	13	70	5.4	16	0
Hillman	3	50	16.7	21	0
McCluster	7	36	5.1	10	0
Allen	6	63	10.5	15	0
Woodhead	6	35	5.8	12	1
D. Watt	4	83	20.8	53	0
McGrath	2	25	12.5	13	0
Whalen	2	22	11.0	12	0
Butler	2	11	5.5	6	0
Chargers	**349**	**4386**	**12.6**	**59**	**33**
Opponents	364	4217	11.6	64t	21

Interceptions	No.	Yds.	Avg.	Long	TD
Hayward	7	102	14.6	31	1
Reed	2	6	3.0	3	0
Addae	1	90	90.0	90t	1
Flowers	1	33	33.0	33t	1
Lowery	1	25	25.0	25	0
Phillips	1	22	22.0	22	0
Mager	1	8	8.0	8	0
Mebane	1	5	5.0	5	0
Perryman	1	1	1.0	1	0
McCoil	1	0	0.0	0	0
Verrett	1	0	0.0	0	0
Chargers	**18**	**292**	**16.2**	**90t**	**3**
Opponents	21	382	18.2	60t	3

Punting	No.	Yds.	Avg.	Net	TB	I-20	Lg.	B
Kaser	59	2731	46.3	39.8	5	18	69	0
Chargers	**59**	**2731**	**46.3**	**39.8**	**5**	**18**	**69**	**0**
Opponents	62	2874	46.4	42.0	3	22	68	0

Punt Returns	Ret.	FC	Yds.	Avg.	Lg.	TD
Burse	15	9	96	6.4	21	0
Benjamin	9	0	59	6.6	18	0
McCluster	8	3	57	7.1	16	0
Chargers	**32**	**12**	**212**	**6.6**	**21**	**0**
Opponents	33	10	282	8.5	95t	1

Kickoff Returns	Ret.	Yds.	Avg.	Long	TD
Burse	9	188	20.9	30	0
McCluster	9	182	20.2	30	0
Whalen	4	56	14.0	25	0
Mager	3	63	21.0	23	0
Davis	1	9	9.0	9	0
Henry	1	10	10.0	10	0
Wiggins	1	0	0.0	0	0
Chargers	**28**	**508**	**18.1**	**30**	**0**
Opponents	21	504	24.0	37	0

Field Goals	1-19	20-29	30-39	40-49	50+
Lambo	0/0	7/7	13/14	6/8	0/3
Chargers	**0/0**	**7/7**	**13/14**	**6/8**	**0/3**
Opponents	1/1	12/12	8/9	11/11	1/5

Lambo: (29G,28G,54N) (25G) (42G,34G,27G) (30G,47G) (36G) (37G,21G,31G,32G) (40G,37G,33G,42G) (45N) (32G,23G,36G) (45G) (54N) (53N) (32G) (35G) (43G,32B, 45N) (35G,29G)

Defensive Tackles (cont.) Phillips 27-13-40-0-0-1-1-1-0-0-3, Mebane 19-16-35-4-1-15-6-1-0-0-0, Square 13-18-31-6-2.5-10-5-0-0-0-0, Tr. Williams 24-5-29-1-0-0-0-0-0-1-5, Mager 19-10-29-1-0-0-0-1-0-1-4, Flowers 24-4-28-6-0-0-0-1-0-0-5, McCoil 20-4-24-0-0-0-0-1-0-0-5, Palepoi 9-14-23-2-0-20-9-0-0-1-0, Te'o 11-10-21-2-0-0-0-0-0-0-0, Perry 6-11-17-1-0-0-0-0-0-0-0, Philon 8-8-16-2-1-3-2-0-0-0-0, Verrett 11-2-13-0-0-0-0-1-0-0-3, To. Williams 4-8-12-1-1-3-0-0-0-0-1, S. Williams 10-1-11-0-0-0-0-0-0-0-3, Reid 5-3-8-2-1-8-3-0-0-1-1, Attaochu 5-3-8-2-2-9-7-0-0-0-0, Reed 8-0-8-0-0-0-0-2-0-0-3, Landrum 4-3-7-1-1-6-5-0-0-0-0, Carrethers 4-2-6-1-0-4-1-0-0-0-0, Dzubnar 3-3-6-0-0-1-1-0-0-0-0, Stuckey 4-0-4-0-0-0-0-0-0-0-0, Desir 3-0-3-0-0-0-0-0-0-0-0-2, King 0-1-1-0-0-0-0-0-0-0-0

Passing	Att.	Comp.	Yds.	Comp.%	Yds./Att.	TD	TD%	Int.	Int.%	Long	Sack/Lost	Rating
Rivers	578	349	4386	60.4	7.59	33	5.7	21	3.6	59	36/188	87.9
Benjamin	1	0	0	0.0	0.00	0	0.0	0	0.0	---	0/0	39.6
Clemens	1	0	0	0.0	0.00	0	0.0	0	0.0	---	0/0	39.6
Chargers	**580**	**349**	**4386**	**60.2**	**7.56**	**33**	**5.7**	**21**	**3.6**	**59**	**36/188**	**87.6**
Opponents	580	364	4217	62.8	7.27	21	3.6	18	3.1	64t	35/230	83.8

2015 FINAL STATISTICS

(4-12 Overall) Fourth AFC West - Mike McCoy
Home (3-5); Away (1-7)

Date	W/L	Score	Opponent	Att.
09/13	W	33-28	Detroit	66,093
09/20	L	19-24	at Cincinnati	57,579
09/27	L	14-31	at Minnesota	52,400
10/04	W	30-27	Cleveland	63,710
10/12	L	20-24	Pittsburgh	67,658
10/18	L	20-27	at Green Bay	78,434
10/25	L	29-37	Oakland	67,542
11/01	L	26-29	at Baltimore	70,829
11/09	L	19-22	Chicago	68,033
11/22	L	3-33	Kansas City	65,837
11/29	W	31-25	at Jacksonville	59,477
12/06	L	3-17	Denver	68,631
12/13	L	3-10	at Kansas City	72,314
12/20	W	30-14	Miami	66,676
12/24	L	20-23 OT	at Oakland	54,400
01/03	L	20-27	at Denver	76,844

Team Statistics	Chargers	Opponent
TOTAL FIRST DOWNS	344	299
Rushing	79	101
Passing	230	170
Penalty	35	28
3rd Down: Made/Att	97/231	74/195
3rd Down Pct.	42.0	37.9
4th Down: Made/Att	5/15	7/8
4th Down Pct.	33.3	87.5
TOTAL NET YARDS	5949	5791
Avg. Per Game	371.8	361.9
Total Plays	1100	959
Avg. Per Play	5.4	6.0
NET YARDS RUSHING	1358	2005
Avg. Per Game	84.9	125.3
Total Rushes	393	417
NET YARDS PASSING	4591	3786
Avg. Per Game	286.9	236.6
Sacked/Yards Lost	40/264	32/222
Gross Yards	4855	4008
Att./Completions	667/442	510/328
Completion Pct.	66.3	64.3
Had Intercepted	13	11
PUNTS/AVERAGE	73/44.7	72/43.1
NET PUNTING AVG.	73/38.2	72/40.5
PENALTIES/YARDS	117/942	120/976
FUMBLES/BALL LOST	20/11	14/9
TOUCHDOWNS	35	44
Rushing	4	17
Passing	30	22
Returns	1	5
TIME OF POSSESSION	31:34	28:26

Score by Quarters	Q1	Q2	Q3	Q4	OT	PTS.
Chargers	**52**	**112**	**51**	**105**	**0**	**320**
Opponents	90	103	73	129	3	398

Scoring	TD	RU	PA	RT	PAT	FG	S	PTS.
Lambo	0	0	0	0	28/32	26/32	0	106
Woodhead	9	3	6	0	0/0	0/0	0	54
Gates	5	0	5	0	0/0	0/0	0	30
Green	4	0	4	0	0/0	0/0	0	28
K. Allen	4	0	4	0	0/0	0/0	0	24
Floyd	3	0	3	0	0/0	0/0	0	18
Inman	3	0	3	0	0/0	0/0	0	18
S. Johnson	3	0	3	0	0/0	0/0	0	18
D. Brown	1	1	0	0	0/0	0/0	0	6
J. Phillips	1	0	1	0	0/0	0/0	0	6
Verrett	1	0	0	1	0/0	0/0	0	6
Ty. Williams	1	0	1	0	0/0	0/0	0	6
Chargers	**35**	**4**	**30**	**1**	**28/32**	**26/32**	**0**	**320**
Opponents	44	17	22	5	39/41	29/34	1	398

2-Pt. Conversions: Green 2, **Chargers 2-3**, Opponents 3-3

Sacks: Ingram 10.5, Attaochu 6, Liuget 3, Perryman 2, Reyes 2, Addae 1, Emanuel 1, Flowers 1, Mathews 1, Stuckey 1, S. Williams 1, Wilson 1, Butler 0.5, Te'o 0.5, Weddle 0.5, **Chargers 32**, Opponents 40

Special Teams Tackles (T-A-TT): Dzubnar 12-1-13, Stuckey 8-0-8, Emanuel 6-2-8, Conner 6-1-7, Perryman 6-0-6, J. Phillips 4-1-5, Law 4-0-4, Brown 2-2-4, Lambo 3-0-3, A. Phillips 3-0-3, Weddle 3-0-3, Windt 3-0-3, Attaochu 2-1-3, Butler 0-3-3, Ducre 2-0-2, Green 2-0-2, Oliver 2-0-2, Mays 1-1-2, Ty. Williams 1-1-2, Wilson 1-1-2, Addae 1-0-1, Herndon 1-0-1, Scifres 1-0-1, Te'o 1-0-1, Woodhead 1-0-1

Rushing	No.	Yds.	Avg.	Long	TD
Gordon	184	641	3.5	27	0
Woodhead	98	336	3.4	27	3
D. Brown	59	229	3.9	53	1
Oliver	31	108	3.5	15	0
Rivers	17	28	1.6	8	0
Herndon	1	13	13.0	13	0
D. Johnson	2	4	2.0	2	0
Clemens	1	-1	-1.0	-1	0
Chargers	**393**	**1358**	**3.5**	**53**	**4**
Opponents	417	2005	4.8	65t	17

Receiving	No.	Yds.	Avg.	Long	TD
Woodhead	80	755	9.4	61	6
K. Allen	67	725	10.8	38	4
Gates	56	630	11.3	40	5
S. Johnson	45	497	11.0	34	3
Green	37	429	11.6	31t	4
Inman	35	486	13.9	68	3
Gordon	33	192	5.8	18	0
Floyd	30	561	18.7	70t	3
Herndon	24	195	8.1	21	0
Oliver	13	112	8.6	17	0
J. Phillips	10	69	6.9	15	1
D. Brown	8	88	11.0	31	0
Ty. Williams	2	90	45.0	80t	1
V. Brown	1	22	22.0	22	0
D. Johnson	1	4	4.0	4	0
Chargers	**442**	**4855**	**11.0**	**80t**	**30**
Opponents	328	4008	12.2	72t	22

Interceptions	No.	Yds.	Avg.	Long	TD
Verrett	3	68	22.7	68t	1
S. Williams	2	6	3.0	6	0
A. Phillips	1	39	39.0	39	0
P. Robinson	1	27	27.0	27	0
Te'o	1	11	11.0	11	0
Reyes	1	1	1.0	1	0
Emanuel	1	0	0.0	0	0
Wilson	1	0	0.0	0	0
Chargers	**11**	**152**	**13.8**	**68t**	**1**
Opponents	13	332	25.5	91t	5

Punting	No.	Yds.	Avg.	Net	TB	I-20	Lg.	B
Scifres	72	3261	45.3	38.2	2	15	68	1
Chargers	**73**	**3261**	**44.7**	**38.2**	**2**	**15**	**68**	**1**
Opponents	72	3101	43.1	40.5	5	39	65	0

Punt Returns	Ret.	FC	Yds.	Avg.	Lg.	TD
Herndon	11	13	81	7.4	18	0
Jones	5	8	-4	-.8	5	0
K. Allen	3	4	5	1.7	5	0
Mager	1	1	2	2.0	2	0
Chargers	**20**	**26**	**84**	**4.2**	**18**	**0**
Opponents	44	14	432	9.8	31	0

Kickoff Returns	Ret.	Yds.	Avg.	Long	TD
Jones	9	193	21.4	30	0
Oliver	8	197	24.6	30	0
Herndon	7	157	22.4	34	0
J. Phillips	2	18	9.0	13	0
Emanuel	1	1	1.0	1	0
Vaughn	1	17	17.0	17	0
Chargers	**28**	**583**	**20.8**	**34**	**0**
Opponents	32	880	27.5	48	0

Field Goals	1-19	20-29	30-39	40-49	50+
Lambo	0/0	4/4	7/7	11/16	4/5
Chargers	**0/0**	**4/4**	**7/7**	**11/16**	**4/5**
Opponents	0/0	13/13	7/9	7/9	2/3

Lambo: (32G,25G), (40G,32G,47N), ( ), (46G,45G,34G), (60N,40G,54G), (36G,32G), (40G,44G), (42G,49G), (31G, 22G), (52G), (28G), (48N,51G), (42N,30G), (28G,48N), (47G, 48N,45G), (50G,42G)

Defensive Tackles (T-A-TT-TFL-SK-PR-QB Hits-INT-FF-FR-PD): Teo 73-34-107-5-0.5-0-6-1-1-0-3, Perryman 72-23-95-9-2-0-3-0-1-0-0, Ingram 65-11-76-19-10.5-0-29-0-4-1-5, Weddle 54-21-75-2-0.5-0-2-0-0-1-9, Attaochu 52-14-66-16-6-0-24-0-0-0-2, Addae 55-10-65-2-1-1-1-0-0-0-4, Butler 34-20-54-5-0.5-0-2-0-1-1-1, P. Robinson 42-7-49-2-0-1-1-1-1-0-8, Verrett 42-5-47-2-0-0-1-3-0-0-11, Wilson 36-8-44-1-1-0-3-1-0-1-2, Reyes 29-10-39-6-2-11-11-1-0-0-4, Liuget 28-7-35-7-3-7-6-0-0-0-0, Flowers 29-5-34-1-1-0-1-0-0-0-3, Emanuel 15-15-30-3-1-1-7-1-0-0-0, Carrethers 15-12-27-1-0-1-1-0-0-0-0, Mathews 18-7-25-3-1-3-3-0-0-0-0, S. Williams 17-2-19-1-1-0-1-2-2-1-5, A. Phillips 14-5-19-1-0-0-0-1-0-0-0, Conner 12-7-19-2-0-0-0-0-0-0-1, Lissemore 11-6-17-0-0-3-0-0-0-0-0, Mager 10-1-11-0-0-0-0-0-0-0-2, Philon 6-1-7-2-0-2-3-0-0-0-1, Ducre 6-0-6-0-0-0-0-0-0-0-1, Square 6-0-6-0-0-3-2-0-0-1-0, Law 2-4-6-1-0-0-4-0-0-0-0, Stuckey 2-1-3-1-1-0-0-0-0-0-0, Mays 1-2-3-0-0-0-1-0-0-0-0, Dzubnar 0-2-2-0-0-0-0-0-0-0-0, Unrein 1-0-1-0-0-0-0-0-0-0-0, Vaughn 1-0-1-0-0-0-0-0-0-0-1

Passing	Att.	Comp.	Yds.	Comp.%	Yds./Att.	TD	TD%	Int.	Int.%	Long	Sack/Lost	Rating
Rivers	661	437	4792	66.1	7.25	29	4.4	13	2.0	80t	40/264	93.8
Clemens	6	5	63	83.3	10.50	1	16.7	0	0.0	19t	0/0	150.0
Chargers	**667**	**442**	**4855**	**66.3**	**7.28**	**30**	**4.5**	**13**	**1.9**	**80t**	**40/264**	**94.5**
Opponents	510	328	4008	64.3	7.86	22	4.3	11	2.2	72t	32/222	93.8

2014 FINAL STATISTICS

(9-7 Overall) Third AFC West - Mike McCoy
Home (5-3); Away (4-4)

Date	W/L	Score	Opponent	Att.
09/08	L	17-18	at Arizona	61,292
09/14	W	30-21	Seattle †	67,916
09/21	W	22-10	at Buffalo	68,611
09/28	W	33-14	Jacksonville †	56,553
10/05	W	31-0	New York Jets †	63,471
10/12	W	31-28	at Oakland	53,329
10/19	L	20-23	Kansas City †	65,260
10/23	L	21-35	at Denver	76,907
11/02	L	0-37	at Miami	70,222
11/16	W	13-6	Oakland †	66,720
11/23	W	27-24	St. Louis †	66,040
11/30	W	34-33	at Baltimore	71,060
12/07	L	14-23	New England †	68,815
12/14	L	10-22	Denver †	68,682
12/20	W	38-35 OT	at San Francisco	70,699
12/28	L	7-19	at Kansas City	73,952

† Local Television Blackout Lifted

Team Statistics	Chargers	Opponent
TOTAL FIRST DOWNS	326	307
Rushing	75	98
Passing	214	168
Penalty	37	41
3rd Down: Made/Att	97/215	89/207
3rd Down Pct.	45.1	43.0
4th Down: Made/Att	5/11	2/10
4th Down Pct.	45.5	20.0
TOTAL NET YARDS	5465	5413
Avg. Per Game	341.6	338.3
Total Plays	1009	988
Avg. Per Play	5.4	5.5
NET YARDS RUSHING	1367	1986
Avg. Per Game	85.4	124.1
Total Rushes	398	438
NET YARDS PASSING	4098	3427
Avg. Per Game	256.1	214.2
Sacked/Yards Lost	37/198	26/178
Gross Yards	4296	3605
Att./Completions	574/380	524/320
Completion Pct.	66.2	61.1
Had Intercepted	18	7
PUNTS/AVERAGE	75/44.9	69/46.5
NET PUNTING AVG.	75/38.1	69/41.3
PENALTIES/YARDS	111/967	129/1067
FUMBLES/BALL LOST	16/5	22/11
TOUCHDOWNS	40	38
Rushing	6	11
Passing	31	24
Returns	3	3
TIME OF POSSESSION	30:49	29:11

Score by Quarters	Q1	Q2	Q3	Q4	OT	PTS.
Chargers	**51**	**115**	**93**	**86**	**3**	**348**
Opponents	53	137	86	72	0	348

Scoring	TD	RU	PA	RT	PAT	FG	S	PTS.
Novak	0	0	0	0	40/40	22/26	0	106
Gates	12	0	12	0	0/0	0/0	0	72
Royal	7	0	7	0	0/0	0/0	0	42
Floyd	6	0	6	0	0/0	0/0	0	36
K. Allen	4	0	4	0	0/0	0/0	0	24
Oliver	4	3	1	0	0/0	0/0	0	24
Ry. Mathews	3	3	0	0	0/0	0/0	0	18
Gachkar	1	0	0	1	0/0	0/0	0	6
Liuget	1	0	0	1	0/0	0/0	0	6
J. Phillips	1	0	1	0	0/0	0/0	0	6
Stuckey	1	0	0	1	0/0	0/0	0	6
Chargers	**40**	**6**	**31**	**3**	**40/40**	**22/26**	**1**	**348**
Opponents	38	11	24	3	36/36	28/34	0	348

2-Pt. Conversions: Chargers 0-0, Opponents 0-2

Sacks: Liuget 4.5, Ingram 4, Freeney 3.5, Attaochu 2, Ri. Mathews 1.5, Addae 1, Butler 1, Conner 1, Gachkar 1, Gilchrist 1, J. Johnson 1, Law 1, Lissemore 1, Reyes 1, Te'o 1, Walker 0.5, **Chargers 26.0**, Opponenents 37.0

Special Teams Tackles (T-A-TT): Ajirotutu 18-1-19, Stuckey 14-3-17, Conner 15-1-16, Gachkar 14-2-16, Williams 13-1-14, Weddle 10-3-13, J. Phillips 9-0-9, Walker 5-2-7, Green 4-2-6, Marshall 3-2-5, D. Brown 4-0-4, Addae 3-1-4, Attaochu 2-0-2, Davis 2-0-2, Wright 2-0-2, Allen 1-0-1, Reddick 1-0-1, Te'o 1-0-1, Williams 1-0-1, Inman 0-1-1

Rushing	No.	Yds.	Avg.	Long	TD
Oliver	160	582	3.6	52	3
Ry. Mathews	74	330	4.5	32t	3
D. Brown	85	223	2.6	16	0
Rivers	37	102	2.8	17	0
R. Brown LG	20	63	3.2	11	0
R. Brown TM	14	59	4.2	11	0
Woodhead	15	38	2.5	13	0
Draughn TM	10	19	1.9	6	0
Royal	3	14	4.7	15	0
Chargers	**398**	**1367**	**3.4**	**52**	**6**
Opponents	438	1986	4.5	90t	11

Receiving	No.	Yds.	Avg.	Long	TD
K. Allen	77	783	10.2	35	4
Gates	69	821	11.9	34	12
Royal	62	778	12.5	47t	7
Floyd	52	856	16.5	59	6
Oliver	36	271	7.5	50	1
D. Brown	29	211	7.3	24	0
Green	19	226	11.9	28	0
Inman	12	158	13.2	28	0
Ry. Mathews	9	69	7.7	16	0
R. Brown LG	5	44	8.8	24	0
R. Brown TM	4	39	9.8	24	0
Woodhead	5	34	6.8	14	0
Ajirotutu	4	45	11.3	17	0
D. Johnson	1	4	4.0	4	0
J. Phillips	1	1	1.0	1t	1
Chargers	**380**	**4296**	**11.3**	**59**	**31**
Opponents	320	3605	11.3	77t	24

Interceptions	No.	Yds.	Avg.	Long	TD
Flowers	3	44	14.7	27	0
Weddle	1	17	17.0	17	0
Ducre LG	1	7	7.0	7	0
Gilchrist	1	4	4.0	4	0
Te'o	1	0	0.0	0	0
Verrett	1	0	0.0	0	0
Chargers	**7**	**65**	**9.3**	**27**	**0**
Opponents	18	262	14.6	99t	2

Punting	No.	Yds.	Avg.	Net	TB	I-20	Lg.	B
Scifres	55	2516	45.7	38.9	6	21	72	1
McBriar	13	610	46.9	35.4	1	1	58	0
Novak	6	240	40.0	36.7	0	1	51	0
Chargers	**75**	**3366**	**44.9**	**38.1**	**7**	**23**	**72**	**1**
Opponents	69	3210	46.5	41.3	8	27	66	1

Punt Returns	Ret.	FC	Yds.	Avg.	Lg.	TD
K. Allen	11	11	99	9.0	29	0
Royal	11	6	100	9.1	58	0
Davis	1	1	4	4.0	4	0
Chargers	**23**	**18**	**203**	**8.8**	**58**	**0**
Opponents	35	15	366	10.5	41	0

Kickoff Returns	Ret.	Yds.	Avg.	Long	TD
Davis	19	476	25.1	35	0
Draughn TM	3	58	19.3	20	0
D. Brown	1	8	8.0	8	0
D. Johnson	1	0	0.0	0	0
Oliver	1	22	22.0	22	0
T. Williams	1	13	13.0	13	0
Chargers	**26**	**577**	**22.2**	**35**	**0**
Opponents	67	1488	22.2	72	0

Field Goals	1-19	20-29	30-39	40-49	50+
Novak	1/1	6/6	8/9	4/6	3/4
Chargers	**1/1**	**6/6**	**8/9**	**4/6**	**3/4**
Opponents	2/2	14/14	4/4	8/10	0/4

Novak: (36G) (50G,43G,28G) (19G,37G) (33G,34G,23G,37G) (34G) (30G) (24G,48G) () () (23G,48N,52G) (23G, 48G) (52G,26G) () (46B,30G,37N) (40G) (52N)

Defensive Tackles (T-A-TT-TFL-SK-PR-QB Hits-INT-FF-FR-PD): Weddle 89-21-110-2-0-1-1-1-2-0-8, Butler 46-37-83-6-1-3-1-0-0-3-2, Gilchrist 69-11-80-7-1-1-1-1-2-0-4, Conner 42-26-68-2-1-3-1-0-0-0-2, Te'o 36-32-68-2-1-4-3-1-0-0-4, Liuget 52-13-65-19-4.5-18-18-0-2-2-2, Wright 52-6-58-2-0-0-0-0-0-0-10, Johnson 37-20-57-6-1-6-3-0-1-0-1, Flowers 48-5-53-1-0-0-1-3-0-0-11, Addae 39-9-48-1-1-0-1-0-2-1-1, Gachkar 23-23-46-7-1-2-1-0-0-1-2, Reyes 25-18-43-4-1-12-8-0-0-01, Ingram 25-15-40-7-4-5-12-0-2-0-0, Lissemore 22-10-32-2-1-5-2-0-0-1-0, Mathews 18-7-25-6-1.5-7-6-0-2-0-0, Marshall 15-7-22-0-0-0-0-0-0-0-0, Verrett 18-1-19-0-0-0-0-1-0-0-4, Palepoi 14-4-18-4-0-2-1-0-0-0-0, Carrethers 12-2-14-0-0-0-0-0-0-0-0, Williams 9-4-13-0-0-1-2-0-0-0-1, Freeney 7-6-13-5-3.5-15-22-0-0-1-1, Davis 10-2-12-0-0-0-0-0-1-0-1, Attaochu 9-3-12-1-2-6-5-0-1-0-1, Stuckey 9-1-10-0-0-2-0-0-0-1-0, Williams 9-0-9-0-0-0-0-0-0-0-2, Law 4-3-7-2-1-1-1-0-0-0-1, Walker 3-3-6-2-0.5-1-4-0-0-0-0, A. Phillips 0-1-1-0-0-0-0-0-0-0-1

Passing	Att.	Comp.	Yds.	Comp.%	Yds./Att.	TD	TD%	Int.	Int.%	Long	Sack/Lost	Rating
Rivers	570	379	4286	66.5	7.52	31	5.4	18	3.2	59	36/189	93.8
Clemens	3	1	10	33.3	3.33	0	0.0	0	0.0	10	1/9	43.8
Weddle	1	0	0	0.0	0.00	0	0.0	0	0.0	---	0/0	39.6
Chargers	**574**	**380**	**4296**	**66.2**	**7.48**	**31**	**5.4**	**18**	**3.1**	**59**	**37/198**	**93.4**
Opponents	524	320	3605	61.1	6.88	24	4.6	7	1.3	77t	26/178	91.3

2013 FINAL STATISTICS

(9-7 Overall) Third AFC West - Mike McCoy
Home (5-3); Away (4-4); Postseason (1-1)

Date	W/L	Score	Opponent	Att.
09/09	L	28-31	Houston †	59,522
09/15	W	33-30	at Philadelphia	69,144
09/22	L	17-20	at Tennessee	69,143
09/29	W	30-21	Dallas †	68,601
10/06	L	17-27	at Oakland	48,834
10/14	W	19-9	Indianapolis †	57,954
10/20	W	24-6	at Jacksonville	59,550
11/03	L	24-30 OT	at Washington	80,115
11/10	L	20-28	Denver †	68,847
11/17	L	16-20	at Miami	60,256
11/24	W	41-38	at Kansas City	75,259
12/01	L	10-17	Cincinnati	61,536
12/08	W	37-14	New York Giants †	65,132
12/12	W	27-20	at Denver	76,497
12/22	W	26-13	Oakland †	65,675
12/29	W	27-24 OT	Kansas City †	66,374
AFC Wild Card Playoffs				
01/05	W	27-10	at Cincinnati	62,277
AFC Divisional Playoffs				
01/12	L	17-24	at Denver	76,969

Team Statistics	Chargers	Opponent
TOTAL FIRST DOWNS	373	327
Rushing	104	98
Passing	230	208
Penalty	39	21
3rd Down: Made/Att	101/206	70/180
3rd Down Pct.	49.0	38.9
4th Down: Made/Att	5/6	6/13
4th Down Pct.	83.3	46.2
TOTAL NET YARDS	6293	5864
Avg. Per Game	393.3	366.5
Total Plays	1060	959
Avg. Per Play	5.9	6.1
NET YARDS RUSHING	1965	1725
Avg. Per Game	122.8	107.8
Total Rushes	486	376
NET YARDS PASSING	4328	4139
Avg. Per Game	270.5	258.7
Sacked/Yards Lost	30/150	35/248
Gross Yards	4478	4387
Att./Completions	544/378	548/364
Completion Pct.	69.5	66.4
Had Intercepted	11	11
PUNTS/AVERAGE	56/43.2	65/47.0
NET PUNTING AVG.	56/40.0	65/42.9
PENALTIES/YARDS	95/765	100/850
FUMBLES/BALL LOST	14/10	15/6
TOUCHDOWNS	42	40
Rushing	9	14
Passing	32	23
Returns	1	3
TIME OF POSSESSION	32:59	27:01

Score by Quarters	Q1	Q2	Q3	Q4	OT	PTS.
Chargers	**61**	**132**	**85**	**115**	**3**	**396**
Opponents	68	106	79	89	6	348

Scoring	TD	RU	PA	RT	PAT	FG	S	PTS.
Novak	0	0	0	0	42/42	34/37	0	144
Allen	8	0	8	0	0/0	0/0	0	48
Royal	8	0	8	0	0/0	0/0	0	48
Woodhead	8	2	6	0	0/0	0/0	0	48
Mathews	7	6	1	0	0/0	0/0	0	42
Gates	4	0	4	0	0/0	0/0	0	24
Green	3	0	3	0	0/0	0/0	0	18
Ajirotutu	1	0	1	0	0/0	0/0	0	6
R. Brown	1	1	0	0	0/0	0/0	0	6
V. Brown	1	0	1	0	0/0	0/0	0	6
Lissemore	1	0	0	1	0/0	0/0	0	6
Chargers	**42**	**9**	**32**	**1**	**42/42**	**34/37**	**0**	**396**
Opponents	40	14	23	3	39/39	23/30	0	348

2-Pt. Conversions: Chargers 0-0, Opponents 0-0

Sacks: Liuget 5.5, Reyes 5, Keiser 4.5, Ja. Johnson 3, Walker 3, English 2.5, Lissemore 2, Patrick 1.5, Addae 1, Gilchrist 1, Ingram 1, Weddle 1, T. Williams 1, Wynn TM 1, (group) 1, D. Butler 0.5, Freeney 0.5, **Chargers 35**, Opponents 30

Rushing	No.	Yds.	Avg.	Long	TD
Mathews	285	1255	4.4	51	6
Woodhead	106	429	4.0	14	2
R. Brown	45	157	3.5	13	1
Rivers	28	72	2.6	18	0
McClain	11	32	2.9	7	0
Royal	3	21	7.0	15	0
Weddle	2	4	2.0	2	0
Whitehurst	6	-5	-.8	0	0
Chargers	**486**	**1965**	**4.0**	**51**	**9**
Opponents	376	1725	4.6	46	14

Receiving	No.	Yds.	Avg.	Long	TD
Gates	77	872	11.3	56t	4
Woodhead	76	605	8.0	39	6
Allen	71	1046	14.7	43t	8
Royal	47	631	13.4	54	8
V. Brown	41	472	11.5	51	1
Mathews	26	189	7.3	17	1
Green	17	376	22.1	60t	3
R. Brown	8	60	7.5	15	0
Floyd	6	149	24.8	47	0
Phillips	4	30	7.5	13	0
Ajirotutu	3	64	21.3	26t	1
McClain	2	-7	-3.5	7	0
Rivers	0	-9	---	-9	0
Chargers	**378**	**4478**	**11.8**	**60t**	**32**
Opponents	364	4387	12.1	74t	23

Interceptions	No.	Yds.	Avg.	Long	TD
Gilchrist	2	43	21.5	26	0
Weddle	2	21	10.5	21	0
Wright	1	41	41.0	41	0
D. Butler	1	30	30.0	30	0
Keiser	1	6	6.0	6	0
Cox	1	2	2.0	2	0
Lissemore	1	0	0.0	0t	1
Patrick	1	0	0.0	0	0
Thomas	1	0	0.0	0	0
Chargers	**11**	**143**	**13.0**	**41**	**1**
Opponents	11	146	13.3	52t	2

Punting	No.	Yds.	Avg.	Net	TB	I-20	Lg.	B
Scifres	56	2417	43.2	40.0	1	30	61	0
Chargers	**56**	**2417**	**43.2**	**40.0**	**1**	**30**	**61**	**0**
Opponents	65	3054	47.0	42.9	5	20	75	0

Punt Returns	Ret.	FC	Yds.	Avg.	Lg.	TD
Allen	15	13	125	8.3	28	0
Royal	7	7	41	5.9	12	0
Chargers	**22**	**20**	**166**	**7.5**	**28**	**0**
Opponents	19	19	158	8.3	38	0

Kickoff Returns	Ret.	Yds.	Avg.	Long	TD
Woodhead	12	262	21.8	37	0
Hawkins	8	176	22.0	27	0
R. Brown	6	113	18.8	28	0
Whittaker TM	6	156	26.0	42	0
Chargers	**32**	**707**	**22.1**	**42**	**0**
Opponents	73	1797	24.6	46	0

Field Goals	1-19	20-29	30-39	40-49	50+
Novak	1/1	9/9	13/16	9/9	2/2
Chargers	**1/1**	**9/9**	**13/16**	**9/9**	**2/2**
Opponents	0/0	6/7	6/6	8/11	3/6

Novak: ( ) (49G,44G,33G,46G) (44G,38B) (36G,42G,23G) (37B,35G) (31G,33G,34G,50G) (20G) (19G) (26G,40G,37N) (27G,50G,29G) (30G,30G) (48G) (36G,27G,43G) (38G,35G) (27G,48G,28G,33G) (22G,36G)

Defensive Tackles (T-A- TT-TFL-SK-PR-QB Hits-INT-FF-FR- PD):
Weddle 96-18-114-5-1-1-4-2-1-2-10, Butler 69-30-99-4-0.5-5-1-1-0-1-3, Te'o 49-44-93-5-0-1-2-0-0-0-4, Gilchrist 66-18-84-3-1-0-2-2-1-1-4, Marshall 50-11-61-1-0-1-0-0-0-1-6, Wright 55-2-57-1-0-0-0-1-0-0-13, Liuget 37-13-50-10-5.5-17-18-0-0-0-4, Johnson 28-21-49-4-3-4-5-0-1-0-2, Walker 30-12-42-5-3-4-6-0-1-0-0, Reyes 28-14-42-5-5-13-16-0-0-0-2, Cox 35-4-39-0-0-0-0-1-0-0-6, Patrick 34-2-36-3-1.5-0-4-1-1-0-2, Addae 26-6-32-1-1-0-1-0-0-1-2, Lissemore 21-10-31-5-2-2-4-1-0-0-0, Thomas 18-12-30-7-0-3-2-1-0-0-2, Gachkar 17-8-25-1-0-0-1-0-1-0-0, Bird 14-11-25-0-0-1-0-0-0-0-0, Keiser 13-7-20-5-4.5-4-10-1-0-0-1, English 15-4-19-3-2.5-4-5-0-1-0-1, Guy 10-8-18-0-0-1-3-0-0-0-4, Ingram 5-8-13-2-1-4-1-0-1-0-0, Williams 8-3-11-1-1-1-1-0-1-0-0, Stuckey 7-2-9-0-0-0- 0-0-0-0-1, Wynn 3-0-3-1-1-2-2-0-0-0-0, Butler 2-1-3-0-0-0-0-0-1-0-0, Geathers 2-1-3-0-0-0-0-0-0-0-0, Freeney 0-1-1-1-0.5-7-4-0-0-0-0

Special Teams Tackles (solo-ast-total): Ajirotutu 12-0-12, Weddle 9-2-11, Green 10-0-10, Stuckey 7-3-10, Addae 8-1-9, Marshall 8-0-8, Gachkar 7-1-8, Bird 6-2-8, Novak 5-0-5, Patrick 4-0-4, Phillips 3-1-4, Windt 2-0-2, Allen 1-0-1, Butler 1-0-1, Gilchrist 1-0-1, Royal 1-0-1, Scifres 1-0-1, Wright 1-0-1, English 0-1-1

Passing	Att.	Comp.	Yds.	Comp.%	Yds./Att.	TD	TD%	Int.	Int.%	Long	Sack/Lost	Rating
Rivers	544	378	4478	69.5	8.23	32	5.9	11	2.0	60t	30/150	105.5
Chargers	**544**	**378**	**4478**	**69.5**	**8.23**	**32**	**5.9**	**11**	**2.0**	**60t**	**30/150**	**105.5**
Opponents	548	364	4387	66.4	8.01	23	4.2	11	2.0	74t	35/248	96.4

2012 FINAL STATISTICS

(7-9 Overall) Second AFC West - Norv Turner
Home (3-5); Away (4-4)

Date	W/L	Score	Opponent	Att.
09/10	W	22-14	at Oakland	61,896
09/16	W	38-10	Tennessee †	60,804
09/23	L	3-27	Atlanta	61,297
09/30	W	37-20	at Kansas City	69,979
10/07	L	24-31	at New Orleans	73,109
10/15	L	24-35	Denver †	68,604
10/28	L	6-7	at Cleveland	65,337
11/01	W	31-13	Kansas City †	55,831
11/11	L	24-34	at Tampa Bay	54,813
11/18	L	23-30	at Denver	76,769
11/25	L	13-16 OT	Baltimore	57,882
12/02	L	13-20	Cincinnati	54,980
12/09	W	34-24	at Pittsburgh	61,359
12/16	L	7-31	Carolina	53,832
12/23	W	27-17	at New York Jets	79,088
12/30	W	24-21	Oakland †	66,486

Team Statistics	Chargers	Opponent
TOTAL FIRST DOWNS	293	316
Rushing	81	85
Passing	184	201
Penalty	28	30
3rd Down: Made/Att	82/217	90/214
3rd Down Pct.	37.8	42.1
4th Down: Made/Att	6/11	4/10
4th Down Pct.	54.5	40.0
POSSESSION AVG.	31:10	28:50
TOTAL NET YARDS	4756	5223
Avg. Per Game	297.3	326.4
Total Plays	988	1012
Avg. Per Play	4.8	5.2
NET YARDS RUSHING	1461	1542
Avg. Per Game	91.3	96.4
Total Rushes	411	406
NET YARDS PASSING	3295	36811
Avg. Per Game	205.9	230.1
Sacked/Yards Lost	49/311	38/244
Gross Yards	3606	3925
Att./Completions	528/338	568/347
Completion Pct.	64.0	61.1
Had Intercepted	15	14
PUNTS/AVERAGE	84/46.6	80/45.4
NET PUNTING AVG.	84/40.6	80/40.2
PENALTIES/YARDS	103/796	102/798
FUMBLES/BALL LOST	24/11	29/14
TOUCHDOWNS	39	42
Rushing	4	10
Passing	26	28
Returns	9	4

Score by Quarters	Q1	Q2	Q3	Q4	OT	PTS.
Chargers	**99**	**100**	**70**	**81**	**0**	**350**
Opponents	72	79	69	127	3	350

Scoring	TD	RU	PA	RT	PAT	FG	S	PTS.
Novak	0	0	0	0	33/33	18/20	0	87
Alexander	7	0	7	0	0/0	0/0	0	42
Gates	7	0	7	0	0/0	0/0	0	42
Floyd	5	0	5	0	0/0	0/0	0	30
Kaeding TM	0	0	0	0	6/6	7/7	0	27
Battle	4	3	1	0	0/0	0/0	0	24
Rosario	3	0	3	0	0/0	0/0	0	18
Spurlock TM	2	0	0	2	0/0	0/0	0	12
Jammer	2	0	0	2	0/0	0/0	0	12
Meachem	2	0	2	0	0/0	0/0	0	12
Williams	2	0	0	2	0/0	0/0	0	12
Phillips	1	0	0	1	0/0	0/0	1	8
Butler	1	0	0	1	0/0	0/0	0	6
Mathews	1	1	0	0	0/0	0/0	0	6
Royal	1	0	1	0	0/0	0/0	0	6
Weddle	1	0	0	1	0/0	0/0	0	6
Scifres	0	0	0	0	0/0	0/0	0	0
Chargers	**39**	**4**	**26**	**9**	**39/39**	**25/27**	**1**	**350**
Opponents	42	10	28	4	39/39	19/21	0	350

2-Pt. Conversions: Chargers 0-0, Opponents 1-3

Sacks: Phillips 9.5, Liuget 7, Reyes 5.5, Barnes 3, Butler 3, English 1.5, Johnson 1.5, Gachkar 1, Garay 1, Gilchrist 1, Ingram 1, Martin 1, Weddle 1, Spikes 0.5, Taylor 0.5, **Chargers 38**, Opponents 49

Special Teams Tackles (solo-ast-total): Stuckey 10-2-12, Ingram 9-1-10, Battle 7-3-10, Lynch 8-0-8, Gachkar 7-1-8, Wright 7-0-7, Williams 6-0-6, Bigby 4-2-6, Bird 5-0-5, Rosario 4-0-4, Carr 3-1-4, Gilchrist 2-2-4, McMichael 0-4-4, Windt 3-0-3, Goodman 2-0-2, Ajirotutu 1-1-2, Spurlock 1-1-2, English 1-0-0, Mouton 1-0-1, Novak 1-0-1, Taylor 1-0-1

Rushing	No.	Yds.	Avg.	Long	TD
Mathews	184	707	3.8	31	1
Battle	95	311	3.3	52	3
R. Brown	46	220	4.8	21	0
Brinkley	39	115	2.9	13	0
McClain	14	42	3.0	17	0
Rivers	27	40	1.5	11	0
Royal	3	22	7.3	11	0
Weddle	2	10	5.0	6	0
Meachem	1	-6	-6.0	-6	0
Chargers	**411**	**1461**	**3.6**	**52**	**4**
Opponents	406	1542	3.8	41	10

Receiving	No.	Yds.	Avg.	Long	TD
Floyd	56	814	14.5	39	5
Gates	49	538	11.0	34t	7
R. Brown	49	371	7.6	25	0
Mathews	39	252	6.5	24	0
Alexander	37	658	17.8	80t	7
Royal	23	234	10.2	31	1
Spurlock TM	9	79	8.8	13	0
Battle	15	108	7.2	18	1
Meachem	14	207	14.8	46	2
Brinkley	12	77	6.4	12	0
Rosario	10	95	9.5	18	3
McMichael	9	51	5.7	13	0
McClain	8	29	3.6	12	0
L. Green	4	56	14.0	31	0
Ajirotutu	3	45	15.0	28	0
Clary	1	-8	-8.0	-8	0
Chargers	**338**	**3606**	**10.7**	**80t**	**26**
Opponents	347	3925	11.3	55	28

Interceptions	No.	Yds.	Avg.	Long	TD
Jammer	3	89	29.7	80t	1
Weddle	3	52	17.3	23t	1
Williams	2	90	45.0	59t	2
Lynch	2	50	25.0	30	0
Cason	2	34	17.0	31	0
Butler	1	21	21.0	21t	1
Bird	1	0	0.0	0	0
Chargers	**14**	**336**	**24.0**	**80t**	**5**
Opponents	15	220	14.7	83t	2

Punting	No.	Yds.	Avg.	Net	TB	I-20	Lg.	B
Scifres	81	3914	48.3	40.6	7	30	66	3
Chargers	**84**	**3914**	**46.6**	**40.6**	**7**	**30**	**66**	**3**
Opponents	80	3635	45.4	40.2	5	29	79	1

Punt Returns	Ret.	FC	Yds.	Avg.	Lg.	TD
Spurlock TM	11	12	188	17.1	63t	1
Royal	12	2	64	5.3	14	0
Weddle	7	1	48	6.9	20	0
Carr	2	5	11	5.5	11	0
Cason	1	2	9	9.0	9	0
Chargers	**33**	**22**	**320**	**9.7**	**63t**	**1**
Opponents	40	15	362	9.1	24	0

Kickoff Returns	Ret.	Yds.	Avg.	Long	TD
Goodman	18	497	27.6	39	0
Spurlock TM	10	257	25.7	99t	1
Carr	5	102	20.4	26	0
Brinkley	4	86	21.5	28	0
Ingram	2	-1	-.5	0	0
Cason	1	16	16.0	16	0
Chargers	**40**	**957**	**23.9**	**99t**	**1**
Opponents	45	1017	22.6	71	0

Field Goals	1-19	20-29	30-39	40-49	50+
Novak	1/1	5/5	6/6	4/4	2/4
Kaeding TM	1/1	3/3	0/0	3/3	0/0
Chargers	**2/2**	**8/8**	**6/6**	**7/7**	**2/4**
Opponents	3/3	3/3	5/6	7/7	1/2

Novak: ( ) ( ) ( ) (24G,47G,45G) (20G,55N) (32G) (43G,31G) (25G) (34G) ( ) (47G,30G) (20G,19G,54N) (51G,39G) ( ) (51G,27G) (30G)
Kaeding: (23G,28G,19G,41G,45G) (26G) (41G) ( ) ( ) (

2011 FINAL STATISTICS

(8-8 Overall) Second AFC West - Norv Turner
Home (5-3); Away (3-5)

Date	W/L	Score	Opponent	Att.
09/11	W	24-17	Minnesota †	66,716
09/18	L	21-35	at New England	68,756
09/25	W	20-17	Kansas City †	62,236
10/02	W	26-16	Miami	63,002
10/09	W	29-24	at Denver	74,895
10/23	L	21-27	at New York Jets	79,088
10/31	L	20-23 OT	at Kansas City	72,733
11/06	L	38-45	Green Bay †	68,908
11/10	L	17-24	Oakland †	68,109
11/20	L	20-31	at Chicago	62,344
11/27	L	13-16 OT	Denver †	64,436
12/05	W	38-14	at Jacksonville	62,743
12/11	W	37-10	Buffalo	62,494
12/18	W	34-14	Baltimore †	67,242
12/24	L	10-38	at Detroit	62,469
01/01	W	38-26	at Oakland	58,721

Team Statistics	Chargers	Opponent
TOTAL FIRST DOWNS	359	311
Rushing	97	102
Passing	234	186
Penalty	28	23
3rd Down: Made/Att	103/211	96/195
3rd Down Pct.	48.8	49.2
4th Down: Made/Att	4/11	1/9
4th Down Pct.	36.4	11.1
TOTAL NET YARDS	6290	5546
Avg. Per Game	393.1	346.6
Total Plays	1048	958
Avg. Per Play	6.0	5.8
NET YARDS RUSHING	1864	1955
Avg. Per Game	116.5	122.2
Total Rushes	436	448
NET YARDS PASSING	4426	3591
Avg. Per Game	276.6	224.4
Sacked/Yards Lost	30/198	32/187
Gross Yards	4624	3778
Att./Completions	582/366	478/299
Completion Pct.	62.9	62.6
Had Intercepted	20	17
PUNTS/AVERAGE	47/47.5	60/47.0
NET PUNTING AVG.	47/39.7	60/41.0
PENALTIES/YARDS	91/753	92/760
FUMBLES/BALL LOST	20/8	11/4
TOUCHDOWNS	46	43
Rushing	16	8
Passing	27	29
Returns	3	6
TIME OF POSSESSION	31:39	28:21

Score by Quarters	Q1	Q2	Q3	Q4	OT	PTS.
Chargers	**81**	**124**	**116**	**85**	**0**	**406**
Opponents	89	118	67	97	6	377

Scoring	TD	RU	PA	RT	PAT	FG	S	PTS.
Novak	0	0	0	0	41/42	27/34	0	122
Tolbert	10	8	2	0	0/0	0/0	0	60
Jackson	9	0	9	0	0/0	0/0	0	54
Gates	7	0	7	0	0/0	0/0	0	42
Mathews	6	6	0	0	0/0	0/0	0	36
Floyd	5	0	5	0	0/0	0/0	0	30
V. Brown	2	0	2	0	0/0	0/0	0	12
Brinkley	1	1	0	0	0/0	0/0	0	8
Butler	1	0	0	1	0/0	0/0	0	6
Crayton	1	0	1	0	0/0	0/0	0	6
Goodman	1	0	0	1	0/0	0/0	0	6
Gregory	1	0	0	1	0/0	0/0	0	6
Hester	1	0	1	0	0/0	0/0	0	6
Rivers	1	1	0	0	0/0	0/0	0	6
Scifres	0	0	0	0	3/3	1/1	0	6
Chargers	**46**	**16**	**27**	**3**	**44/45**	**28/35**	**0**	**406**
Opponents	43	8	29	6	40/40	25/28	0	377

2-Pt. Conversions: Brinkley, **Chargers 1-1**, Opponents 2-3

Sacks: Barnes 11, Thomas 4, Phillips 3.5, Harris 3, Garay 2.5, Butler 2, English 2, LaBoy 1, Liuget 1, Martin 1, Spikes 1, **Chargers 32**, Opponents 30

Rushing	No.	Yds.	Avg.	Long	TD
Mathews	222	1091	4.9	39	6
Tolbert	121	490	4.0	40	8
Brinkley	30	101	3.4	12	1
Hester	28	90	3.2	16	0
Jackson	3	51	17.0	41	0
Rivers	26	36	1.4	15	1
Weddle	1	10	10.0	10	0
Volek	5	-5	-1.0	-1	0
Chargers	**436**	**1864**	**4.3**	**41**	**16**
Opponents	448	1955	4.4	46	8

Receiving	No.	Yds.	Avg.	Long	TD
Gates	64	778	12.2	38t	7
Jackson	60	1106	18.4	58	9
Tolbert	54	433	8.0	27	2
Mathews	50	455	9.1	42	0
Floyd	43	856	19.9	52t	5
McMichael	30	271	9.0	30	0
Crayton	23	248	10.8	26t	1
V. Brown	19	329	17.3	31	2
Hester	12	48	4.0	11	1
Brinkley	7	41	5.9	20	0
Walters	3	27	9.0	13	0
Sperry	1	32	32.0	32	0
Chargers	**366**	**4624**	**12.6**	**58**	**27**
Opponents	299	3778	12.6	78	29

Interceptions	No.	Yds.	Avg.	Long	TD
Weddle	7	89	12.7	26	0
Cason	2	69	34.5	64	0
Gilchrist	2	22	11.0	21	0
Phillips	2	0	0.0	0	0
Spikes	1	45	45.0	45	0
Gregory	1	26	26.0	26t	1
Oliver	1	7	7.0	7	0
Butler	1	2	2.0	2	0
Chargers	**17**	**260**	**15.3**	**64**	**1**
Opponents	20	522	26.1	76	4

Punting	No.	Yds.	Avg.	Net	TB	I-20	Lg.	B
Scifres	47	2234	47.5	39.7	2	17	71	0
Chargers	**47**	**2234**	**47.5**	**39.7**	**2**	**17**	**71**	**0**
Opponents	60	2822	47.0	41.0	5	18	68	0

Punt Returns	Ret.	FC	Yds.	Avg.	Lg.	TD
Crayton	22	9	202	9.2	31	0
Walters	8	3	45	5.6	13	0
Cason	1	0	17	17.0	17	0
Chargers	**31**	**12**	**264**	**8.5**	**31**	**0**
Opponents	25	12	329	13.2	37	0

Kickoff Returns	Ret.	Yds.	Avg.	Long	TD
Goodman	34	936	27.5	105t	1
Gilchrist	3	46	15.3	20	0
Hester	3	71	23.7	24	0
Brinkley	2	34	17.0	22	0
Sperry	1	13	13.0	13	0
Chargers	**43**	**1100**	**25.6**	**105t**	**1**
Opponents	57	1451	25.5	103t	1

Field Goals	1-19	20-29	30-39	40-49	50+
Novak	0/0	11/11	4/5	8/11	4/7
Scifres	0/0	0/0	0/0	1/1	0/0
Chargers	**0/0**	**11/11**	**4/5**	**9/12**	**4/7**
Opponents	0/0	4/4	11/13	7/7	3/4

Novak: ( ) ( ) (35G, 41G) (27G,48G,23G,38G) (24G,32G,28G,51G,35G) ( ) (44G, 52N,44G,42G,26G) (52G) (20G,46N) (28G,55N,48G) (53G,25G,48N,53N) (29G) (47G) (45G,37N,28G) (22G) (51G,44N)
Scifres: (40G) ( ) ( ) (

2010 FINAL STATISTICS

(9-7 Overall) Second AFC West - Norv Turner
Home (6-2); Away (3-5)

Date	W/L	Score	Opponent	Att.
09/13	L	14-21	at Kansas City	71,297
09/19	W	38-13	Jacksonville	62,691
09/26	L	20-27	at Seattle	67,106
10/03	W	41-10	Arizona	62,189
10/10	L	27-35	at Oakland	48,279
10/17	L	17-20	at St. Louis	52,472
10/24	L	20-23	New England †	68,836
10/31	W	33-25	Tennessee	59,260
11/07	W	29-23	at Houston	70,886
11/22	W	35-14	Denver †	68,482
11/28	W	36-14	at Indianapolis	66,085
12/05	L	13-28	Oakland †	68,183
12/12	W	31-0	Kansas City †	66,780
12/16	W	34-7	San Francisco †	67,820
12/26	L	20-34	at Cincinnati	54,194
01/02	W	33-28	at Denver	74,155

Team Statistics	Chargers	Opponent
TOTAL FIRST DOWNS	357	247
Rushing	94	77
Passing	236	153
Penalty	27	17
Third Down: Made/Att	92/205	70/208
Third Down Pct.	.449	.337
Fourth Down: Made/Att	5/13	12/28
Fourth Down Pct.	.385	.429
TOTAL NET YARDS	6,329	4,345
Avg. Per Game	395.6	271.6
Total Plays	1,039	939
Avg. Per Play	6.1	4.6
NET YARDS RUSHING	1,810	1,500
Avg. Per Game	113.1	93.8
Total Rushes	457	404
NET YARDS PASSING	4,519	2,845
Avg. Per Game	282.4	177.8
Sacked/Yards Lost	38/227	47/290
Gross Yards	4,746	3,135
Attempts/Completions	544/359	488/285
Completion Pct.	.660	.584
Had Intercepted	13	16
PUNTS/AVERAGE	56/43.4	81/42.1
NET PUNTING AVG.	30.8	36.2
PENALTIES/YARDS	84/677	97/769
FUMBLES/BALL LOST	25/16	13/7
TOUCHDOWNS	51	39
Rushing	18	14
Passing	30	18
Returns	3	7
TIME OF POSSESSION	33:03	26:57

Score by Quarters	Q1	Q2	Q3	Q4	OT	PTS.
Chargers	**76**	**128**	**107**	**130**	**0**	**441**
Opponents	96	94	31	101	0	322

Scoring	TD	RU	PA	RT	PAT	FG	S	PTS.
Kaeding	0	0	0	0	40/40	23/28	0	109
Tolbert	11	11	0	0	0/0	0/0	0	68
Gates	10	0	10	0	0/0	0/0	0	60
Mathews	7	7	0	0	0/0	0/0	0	42
Floyd	6	0	6	0	0/0	0/0	0	36
Brown TM	0	0	0	0	8/8	4/5	0	20
Jackson	3	0	3	0	0/0	0/0	0	18
Ajirotutu	2	0	2	0	0/0	0/0	0	12
McMichael	2	0	2	0	0/0	0/0	0	12
Sproles	2	0	2	0	0/0	0/0	0	12
Naanee	1	0	1	0	0/0	0/0	0	8
Burnett	1	0	0	1	0/0	0/0	0	6
Crayton	1	0	1	0	0/0	0/0	0	6
Davis	1	0	1	0	0/0	0/0	0	6
Hester	1	0	1	0	0/0	0/0	0	6
Phillips	1	0	0	1	0/0	0/0	0	6
Washington	1	0	1	0	0/0	0/0	0	6
Weddle	1	0	0	1	0/0	0/0	0	6
Siler	0	0	0	0	0/0	0/0	1	2
Chargers	**51**	**18**	**30**	**3**	**48/48**	**27/33**	**1**	**441**
Opponents	39	14	18	7	36/37	16/16	2	322

2-Pt. Conversions: Naanee, Tolbert, **Chargers 2-3**, Opponents 1-2

Sacks: Phillips 11, Burnett 6, Garay 5.5, Barnes 4.5, Applewhite 3, English 3, Castillo 2.5, Thomas 2, Cesaire 1.5, Cooper 1, T. Johnson 1, Lang 1, Martin 1, Siler 1, Strickland 1, Tucker 1, Nwagbuo 0.5, Weddle 0.5, **Chargers 47**, Opponents 37

Rushing	No.	Yds.	Avg.	Long	TD
Tolbert	182	735	4.0	36	11
Mathews	158	678	4.3	31t	7
Sproles	50	267	5.3	34	0
Hester	26	60	2.3	6	0
Rivers	29	52	1.8	14	0
Jackson	1	14	14.0	14	0
Brinkley	2	11	5.5	9	0
Naanee	3	-2	-.7	5	0
Volek	6	-5	-.8	0	0
Chargers	**457**	**1810**	**4.0**	**36**	**18**
Opponents	404	1500	3.7	56t	14

Receiving	No.	Yds.	Avg.	Long	TD
Sproles	59	520	8.8	57t	2
Gates	50	782	15.6	48t	10
Floyd	37	717	19.4	55	6
Crayton	28	514	18.4	49	1
Tolbert	25	216	8.6	28	0
Naanee	23	371	16.1	59t	1
Hester	22	145	6.6	21	1
Mathews	22	145	6.6	17	0
Davis	21	259	12.3	49	1
McMichael	20	221	11.1	28	2
Jackson	14	248	17.7	58t	3
Ajirotutu	13	262	20.2	55t	2
Washington	13	173	13.3	36	1
Kr. Wilson	6	73	12.2	37	0
Sperry	4	73	18.3	35	0
Goodman	1	25	25.0	25	0
Banks	1	2	2.0	2	0
Chargers	**359**	**4746**	**13.2**	**59t**	**30**
Opponents	285	3135	11.0	71t	18

Interceptions	No.	Yds.	Avg.	Long	TD
Cason	4	51	12.8	28	0
Weddle	2	64	32.0	41t	1
Gregory	2	41	20.5	41	0
Burnett	2	31	15.5	29t	1
Jammer	2	5	2.5	5	0
Phillips	1	31	31.0	31t	1
Oliver	1	15	15.0	15	0
Cooper	1	2	2.0	2	0
Siler	1	0	0.0	0	0
Chargers	**16**	**240**	**15.0**	**41t**	**3**
Opponents	13	167	12.8	47	0

Punting	No.	Yds.	Avg.	Net	TB	I-20	Lg.	B
Scifres	52	2430	46.7	30.8	9	13	67	4
Chargers	**56**	**2430**	**43.4**	**30.8**	**9**	**13**	**67**	**4**
Opponents	81	3414	42.1	36.2	3	28	63	0

Punt Returns	Ret.	FC	Yds.	Avg.	Lg.	TD
Sproles	24	11	166	6.9	16	0
Cason	14	4	231	16.5	62	0
Crayton	2	2	23	11.5	13	0
Weddle	0	2	0	---	---	0
Chargers	**40**	**19**	**420**	**10.5**	**62**	**0**
Opponents	28	7	528	18.9	94t	1

Kickoff Returns	Ret.	Yds.	Avg.	Long	TD
Sproles	51	1257	24.6	45	0
Hester	3	25	8.3	13	0
Brinkley	1	29	29.0	29	0
Crayton	1	31	31.0	31	0
Chargers	**56**	**1342**	**24.0**	**45**	**0**
Opponents	84	1880	22.4	101t	3

Field Goals	1-19	20-29	30-39	40-49	50+
Kaeding	0/0	6/6	7/8	9/10	1/4
Brown	0/0	1/1	3/3	0/0	0/1
Chargers	**0/0**	**7/7**	**10/11**	**9/10**	**1/5**
Opponents	0/0	6/6	4/4	4/4	2/2

Kaeding: ( ) (41G) (29G) (38N,48G,47G) (43G,34G) (41G,49B) ( ) ( ) ( ) (52N), (28G,33G, 50G,30G,20G) (39G,50N,33G) (48G) (25G,39G) (20G,28G) (42G,45G,47G,37G,53N)
Brown: ( ) ( ) ( ) ( ) ( ) ( ) (32G,28G,50N) (34G, 36G) ( ) ( ) ( ) ( ) ( ) ( ) ( ) ( )

Defensive Tackles (solo-ast-total-pd-ff-fr-tfl): Burnett 93-31-124-5-2-1-12, Weddle 72-21-93-10-0-0-7, Phillips 51-17-68-7-0-1-16, Cooper 46-20-66-5-2-0-1, Cason 51-10-61-11-1-0-0, Oliver 38-22-60-3-1-2-0, Garay 41-18-59-0-0-0-10, Applewhite 40-17-57-2-2-0-8, Jammer 42-7-49-8-1-0-0, Cesaire 28-19-47-0-0-0-8, Castillo 27-18-45-0-0-1-8, Gregory 34-9-43-1-1-0-1, Siler 28-11-39-1-0-0-6, Nwagbuo 13-11-24-0-0-1-2, Hughes 16-3-19-0-0-0-1, Johnson 11-8-19-0-0-0-1, Strickland 10-6-16-2-1-0-1, Martin 4-8-12-0-0-0-1, English 7-4-11-0-0-0-4, Barnes 9-1-10-2-0-0-6, Thomas 5-3-8-0-0-0-2, Merriman 3-2-5-0-0-0-0, Carter 2-1-3-0-0-0-0, Beckwith 0-2-2-0-0-0-0, Lang 1-0-1-0-0-0-1, Tucker 1-0-1-0-0-0-1, Holt 0-1-1-0-0-0-0

Special Teams Tackles (solo-ast-total): Teal 11-1-12, Barnes 7-2-9, Siler 7-2-9, Carter 7-1-8, Tolbert 5-3-8, Kris Wilson 5-2-7, Hughes 6-0-6, Spillman 6-0-6, Hester 5-1-6, Kion Wilson 5-0-5, English 4-1-5, Goodman 4-1-5, Strickland 4-1-5, Oliver 4-0-4, Watkins 4-0-4, Moore 3-0-3, McMichael 2-1-3, Applewhite 2-0-2, Gregory 2-0-2, Holt 2-0-2, Scifres 2-0-2, Ajirotutu 1-1-2, Tucker 1-1-2, Windt 1-1-2, Herron 0-2-2, Bennett 1-0-1, Brown 1-0-1, Jammer 1-0-1, Latsko 1-0-1, Naanee 1-0-1, Obiozor 1-0-1, Watkins 1-0-1, Washington 1-0-1, Weddle 1-0-1

Passing	Att.	Comp.	Yds.	Comp.%	Yds./Att.	TD	TD%	Int.	Int.%	Long	Sack/Lost	Rating
Rivers	541	357	4710	66.0	8.71	30	5.5	13	2.4	59t	38/227	101.8
Crayton	1	0	0	0.0	0.00	0	0.0	0	0.0	---	0/0	39.6
Scifres	1	1	28	100.0	28.00	0	0.0	0	0.0	28	0/0	118.8
Volek	1	1	8	100.0	8.00	0	0.0	0	0.0	8	0/0	100.0
Chargers	**544**	**359**	**4746**	**66.0**	**8.72**	**30**	**5.5**	**13**	**2.4**	**59t**	**38/227**	**101.9**
Opponents	488	285	3135	58.4	6.42	18	3.7	16	3.3	71t	47/290	76.2

2009 FINAL STATISTICS

(13-3 Overall) First AFC West - Norv Turner
Home (6-2); Away (7-1); Postseason (0-1)

Date	W/L	Score	Opponent	Att.
09/14	W	24-20	at Oakland	61,940
09/20	L	26-31	Baltimore †	66,882
09/27	W	23-13	Miami †	67,230
10/04	L	28-38	at Pittsburgh	64,045
10/19	L	23-34	Denver †	68,615
10/25	W	37- 7	at Kansas City	69,337
11/01	W	24-16	Oakland †	67,016
11/08	W	21-20	at New York Giants	78,774
11/15	W	31-23	Philadelphia †	68,879
11/22	W	32- 3	at Denver	74,707
11/29	W	43-14	Kansas City †	65,280
12/06	W	30-23	at Cleveland	67,978
12/13	W	20-17	at Dallas	90,552
12/20	W	27-24	Cincinnati †	68,889
12/25	W	42-17	at Tennessee	69,143
01/03	W	23-20	Washington †	67,554
AFC Divisional Playoffs				
01/17	L	14-17	New York Jets †	69,498

Team Statistics	Chargers	Opponent
TOTAL FIRST DOWNS	330	309
Rushing	80	112
Passing	222	177
Penalty	28	20
Third Down: Made/Att	83/187	82/203
Third Down Pct.	44.4%	40.4%
Fourth Down: Made/Att	5/10	10/20
Fourth th Down Pct.	50.0%	50.0%
TOTAL NET YARDS	5761	5232
Avg. Per Game	360.1	327.0
Total Plays	972	991
Avg. Per Play	5.9	5.3
NET YARDS RUSHING	1423	1884
Avg. Per Game	88.9	117.8
Total Rushes	427	422
NET YARDS PASSING	4338	3348
Avg. Per Game	271.1	209.3
Sacked/Yards Lost	26/168	35/221
Gross Yards	4506	3569
Attempts/Completions	519/338	534/326
Completion Pct.	65.1%	61.0%
Had Intercepted	10	14
PUNTS/AVERAGE	52/45.0	63/43.0
NET PUNTING AVG.	39.2	37.6
PENALTIES/YARDS	78/570	103/795
FUMBLES/BALL LOST	14/7	24/11
TOUCHDOWNS	51	35
Rushing	17	10
Passing	29	23
Returns	5	2
TIME OF POSSESSION	29:58	30:02

Score by Quarters	Q1	Q2	Q3	Q4	OT	PTS.
Chargers	**103**	**120**	**107**	**124**	**0**	**454**
Opponents	51	98	57	114	0	320

Scoring	TD	RU	PA	RT	PAT	FG	PTS.
Kaeding	0	0	0	0	50/51	32/35	146
Tomlinson	12	12	0	0	0/0	0/0	72
Jackson	9	0	9	0	0/0	0/0	54
Sproles	8	3	4	1	0/0	0/0	48
Gates	8	0	8	0	0/0	0/0	48
Tolbert	4	1	3	0	0/0	0/0	24
Hester	2	0	0	2	0/0	0/0	12
Naanee	2	0	2	0	0/0	0/0	12
Oliver	1	0	0	1	0/0	0/0	6
Chambers	1	0	1	0	0/0	0/0	6
Floyd	1	0	1	0	0/0	0/0	6
Wilson	1	0	1	0	0/0	0/0	6
Weddle	1	0	0	1	0/0	0/0	6
Rivers	1	1	0	0	0/0	0/0	6
Chargers	**51**	**17**	**29**	**5**	**50/51**	**32/35**	**454**
Opponents	35	10	23	2	33/33	25/29	320

2-Pt. Conversions: Chargers 0-0, Opponents 1-2

Sacks: Phillips 7.0, Merriman 4.0, Boone 3.0, Burnett 2.5, Siler 2.0, Gregory 2.0, Harris 2.0, Castillo 2.0, English 2.0, Weddle 1.5, Ellison 1.0, Oliver 1.0, Nwagbuo 1.0, Dobbins 1.0, Scott 1.0, Cesaire 1.0. **Chargers: 34.0**, Opponents: 26.0

Rushing	No.	Yds.	Avg.	Long	TD
Tomlinson	223	730	3.3	36	12
Sproles	93	343	3.7	21	3
Tolbert	25	148	5.9	32	1
Hester	21	74	3.5	15	0
Bennett	23	65	2.8	14	0
Rivers	26	50	1.9	15	1
Jackson	3	11	3.7	12	0
Naanee	3	7	2.3	10	0
Davis	1	4	4.0	4	0
Volek	9	-9	-1.0	-1	0
Chargers	**427**	**1423**	**3.3**	**36**	**17**
Opponents	422	1884	4.5	36	10

Receiving	No.	Yds.	Avg.	Long	TD
Gates	79	1157	14.6	56	8
Jackson	68	1167	17.2	55	9
Floyd	45	776	17.2	53	1
Sproles	45	497	11.0	81t	4
Naanee	24	242	10.1	23	2
Tomlinson	20	154	7.7	36	0
Tolbert	17	192	11.3	66t	3
Chambers	9	122	13.6	20	1
Hester	9	24	2.7	5	0
Bennett	6	65	10.8	33	0
Davis	6	52	8.7	11	0
Manumaleuna	5	13	2.6	11	0
Wilson	4	28	7.0	21	1
Osgood	1	17	17.0	17	0
Chargers	**338**	**4506**	**13.3**	**81t**	**29**
Opponents	326	3569	10.9	84	23

Interceptions	No.	Yds.	Avg.	Long	TD
Jammer	3	25	8.3	21	0
Cromartie	3	17	5.7	16	0
Weddle	2	44	22.0	31t	1
Cason	2	22	11.0	22	0
Oliver	1	34	34.0	34	0
Dobbins	1	13	13.0	13	0
Gregory	1	13	13.0	13	0
Siler	1	5	5.0	5	0
Chargers	**14**	**173**	**12.4**	**34**	**1**
Opponents	10	88	8.8	33	0

Punting	No.	Yds.	Avg.	Net	TB	I-20	Lg.	B
Scifres	52	2342	45.0	39.2	2	23	65	0
Chargers	**52**	**2342**	**45.0**	**39.2**	**2**	**23**	**65**	**0**
Opponents	62	2711	43.0	37.6	8	21	69	1

Punt Returns	Ret.	FC	Yds.	Avg.	Lg.	TD
Sproles	26	12	183	7.0	77t	1
Davis	0	1	0	0	0	0
Chargers	**26**	**13**	**183**	**7.0**	**77t**	**1**
Opponents	23	16	265	11.5	71t	1

Kickoff Returns	Ret.	Yds.	Avg.	Long	TD
Sproles	54	1300	24.1	66	0
Davis	4	79	19.8	23	0
Cromartie	3	41	13.7	22	0
Wilson	1	13	13.0	13	0
Hester	1	9	9.0	9	0
Chargers	**63**	**1442**	**22.9**	**66**	**0**
Opponents	87	1909	21.9	93t	1

Field Goals	1-19	20-29	30-39	40-49	50+
Kaeding	2/ 2	17/ 17	4/ 4	6/ 8	3/ 4
Chargers	**2/ 2**	**17/ 17**	**4/ 4**	**6/ 8**	**3/ 4**
Opponents	1/ 1	12/ 12	7/ 7	5/ 8	0/ 1

Kaeding: (47G) (29G,22G,23G,25G) (25G,41N,23G,26G) ( ) (20G,44G,50G,55N) (20G,43N,39G,19G) (28G) ( ) (29G) (28G,47G,28G,19G) (55G,23G) (32G,42G,22G) (29G,34G) (33G,52G) ( ) (47G,24G,45G)

Defensive Tackles (solo-ast-total-pd-ff-fr-tfl): Cooper 78-41-119-8-3-1-2, Burnett 58-25-83-2-0-0-6, Weddle 69-13-82-4-0-0-4, Phillips 56-15-71-4-7-0-11, Siler 51-16-67-3-0-1-7, Gregory 49-14-63-6-0-2-4, Dobbins 39-18-57-0-1-0-4, Jammer 45-9-54-10-1-0-0, Ellison 42-8-50-2-0-0-2, Merriman 34-12-46-0-0-0-5, Oliver 30-8-38-2-0-1-1, Castillo 21-17-38-0-1-0-4, Cromartie 33-3-36-6-0-0-0, English 23-11- 34-0-1-1-3, Cesaire 17-15-32-0-1-1-2, Cason 26-3-29-1-0-0-0, Johnson 14-13-27-0-0-2, Nwagbuo 17-8-25-2-0-1-4, Boone 14-7-21-2-0-0-4, Scott 15-4-19-2-0-0-3, Hart 9-4-13-0-0-0-0, Harris 5-2-7-0-0-0-2, Spillman 5-2-7-0-0-0-0, Williams 3-1-4-0-0-0-1, Garay 2-2-4-0-0-0-0, Martin 2-2-4-0-0-0-0, Tucker 2-0-2-0-0-0-0, Coleman 1-0-1-0-0-0-1, Holt 1-0-1-0-0-0-1, Hughes 1-0-1-0-0-0-0

Special Teams Tackles (solo-ast-total): Tolbert 16-6-22, Osgood 13-2-15, Oliver 8-4-12, Siler 8-3-11, Cason 10-0-10, Holt 7-2-9, Hester 7-0-7, Binn 5-1-6, Wilson 3-2-5, Spillman 2-3-5, Burnett 3-1-4, Dobbins 2-2-4, Naanee 2-2-4, English 3-0-3, Gregory 3-0-3, Bennett 2-0-2, Ellison 2-0-2, Kaeding 2-0-2, Tucker 2-0-2, Harris 1-1-2, Floyd 1-0-1, Garay 1-0-1, Hart 1-0-1, Hughes 1-0-1, Jammer 1-0-1

Passing	Att.	Comp.	Yds.	Comp.%	Yds./Att.	TD	TD%	Int.	Int.%	Long	Sack/Lost	Rating
P.Rivers	486	317	4254	65.2%	8.8	28	5.8%	9	1.9%	81t	25/167	104.4
B.Volek	31	20	231	64.5%	7.5	1	3.2%	1	3.2%	50	1/1	84.2
L.Naanee	1	1	21	100.0%	21.0	0	0.0%	0	0.0%	21	0/0	118.8
L.Tomlinson	1	0	0	0.0%	0.0	0	0.0%	0	0.0%	0	0/0	39.6
Chargers	**519**	**338**	**4506**	**65.1%**	**8.7**	**29**	**5.6%**	**10**	**1.9%**	**81t**	**26/168**	**103.1**
Opponents	534	326	3569	61.0%	6.7	23	4.3%	14	2.6%	84	35/221	84.2

2008 FINAL STATISTICS

(8-8 Overall) First AFC West - Norv Turner
Home (5-3); Away (3-5); Postseason (1-1)

Date	W/L	Score	Opponent	Att.
09/07	L	24-26	Carolina †	67,115
09/14	L	38-39	at Denver	75,915
09/22	W	48-29	New York Jets †	68,922
09/28	W	28-18	at Oakland	61,808
10/05	L	10-17	at Miami	65,063
10/12	W	30-10	New England †	68,704
10/19	L	14-23	at Buffalo	71,602
10/26	L	32-37	at New Orleans	83,226
11/09	W	20-19	Kansas City †	67,510
11/16	L	10-11	at Pittsburgh	62,051
11/23	L	20-23	Indianapolis †	68,428
11/30	L	16-22	Atlanta †	67,200
12/04	W	34-7	Oakland †	68,097
12/14	W	22-21	at Kansas City	73,842
12/21	W	41-24	at Tampa Bay	64,778
12/28	W	52-21	Denver †	69,131
AFC Wild Card Playoffs				
01/03	W	23-17 OT	Indianapolis †	68,082
AFC Divisional Playoffs				
01/11	L	24-35	at Pittsburgh	63,899

Team Statistics	Chargers	Opponents
TOTAL FIRST DOWNS	301	339
Rushing	92	98
Passing	191	213
Penalty	18	28
3rd Down: Made/Att	89/194	84/207
3rd Down Pct.	45.9%	40.6%
4th Down: Made/Att	8/11	13/24
4th Down Pct.	72.7%	54.2%
TOTAL NET YARDS	5584	5599
Avg. Per Game	349.0	349.9
Total Plays	924	1041
Avg. Per Play	6.0	5.4
NET YARDS RUSHING	1726	1641
Avg. Per Game	107.9	102.6
Total Rushes	421	408
NET YARDS PASSING	3858	3958
Avg. Per Game	241.1	247.4
Sacked/Yards Lost	25/151	28/132
Gross Yards	4009	4090
Attempts/Completions	478/312	605/411
Completion Pct.	65.3%	67.9%
Had Intercepted	11	15
PUNTS/AVERAGE	51/45.7	60/43.9
NET PUNTING AVG.	40.9	38.7
PENALTIES/YARDS	95/748	78/708
FUMBLES/BALL LOST	18/9	18/9
TOUCHDOWNS	51	39
Rushing	13	11
Passing	34	25
Returns	4	3
TIME OF POSSESSION	28:53	31:07

Score by Quarters	Q1	Q2	Q3	Q4	OT	PTS.
Chargers	**77**	**126**	**84**	**152**	**0**	**439**
Opponents	64	141	59	83	0	347

Scoring	TD	RU	PA	RT	PAT	FG	S	PTS.
Kaeding	0	0	0	0	46/46	27/32	0	127
Tomlinson	12	11	1	0	0/0	0/0	0	72
Gates	8	0	8	0	0/0	0/0	0	48
Sproles	7	1	5	1	0/0	0/0	1	44
Jackson	7	0	7	0	0/0	0/0	0	42
Chambers	5	0	5	0	0/0	0/0	0	30
Floyd	4	0	4	0	0/0	0/0	0	24
Manumaleuna	2	0	2	0	0/0	0/0	0	12
Hester	2	1	1	0	0/0	0/0	0	12
Tolbert	1	0	1	0	0/0	0/0	0	6
Cason	1	0	0	1	0/0	0/0	0	6
Cromartie	1	0	0	1	0/0	0/0	0	6
Weddle	1	0	0	1	0/0	0/0	0	6
Naanee	0	0	0	0	0/0	0/0	1	2
Chargers	**51**	**13**	**34**	**4**	**46/46**	**27/32**	**2**	**439**
Opponents	39	11	25	3	31/33	24/31	2	347

2-Pt. Conversions: Chargers 2-5, Opponents 2-6

Sacks: Phillips 7.5, Tucker 5.5, Harris 2.5, Cesaire 2.0, Olshansky 2.0, Cooper 1.5, Williams 1.5, Castillo 1.5, Bingham 1.5, Weddle 1.0, Applewhite 0.5 **Chargers: 28.0**, Opponents: 24.0

Rushing	No.	Yds.	Avg.	Long	TD
Tomlinson	292	1110	3.8	45	11
Sproles	61	330	5.4	37	1
Hester	19	95	5.0	28	1
Rivers	31	84	2.7	11	0
Jackson	4	69	17.3	31	0
Tolbert	13	37	2.8	11	0
Chambers	1	1	1.0	1	0
Chargers	**421**	**1726**	**4.1**	**45**	**13**
Opponents	408	1641	4.0	49	11

Receiving	No.	Yds.	Avg.	Long	TD
Gates	60	704	11.7	34	8
Jackson	59	1098	18.6	60	7
Tomlinson	52	426	8.2	32	1
Chambers	33	462	14.0	48t	5
Sproles	29	342	11.8	66t	5
Floyd	27	465	17.2	49t	4
Manumaleuna	15	127	8.5	17	2
Tolbert	13	171	13.2	67	1
Hester	12	91	7.6	16	1
Naanee	8	64	8.0	18	0
Davis	4	59	14.8	20	0
Chargers	**312**	**4009**	**12.8**	**67**	**34**
Opponents	411	4090	10.0	71t	25

Interceptions	No.	Yds.	Avg.	Long	TD
Cooper	4	11	2.8	10	0
Cason	2	69	34.5	59t	1
Cromartie	2	66	33.0	52t	1
Jammer	2	2	1.0	2	0
Wilhelm	1	8	8.0	8	0
Castillo	1	4	4.0	4	0
Dobbins	1	4	4.0	4	0
Weddle	1	3	3.0	3	0
Oliver	1	0	0.0	0	0
Chargers	**15**	**167**	**11.1**	**59t**	**2**
Opponents	11	189	17.2	50	1

Punting	No.	Yds.	Avg.	Net	TB	I-20	Lg.	B
M.Scifres	51	2332	45.7	40.9	5	19	67	0
Chargers	**51**	**2332**	**45.7**	**40.9**	**5**	**19**	**67**	**0**
Opponents	60	2633	43.9	38.7	2	25	70	0

Punt Returns	Ret.	FC	Yds.	Avg.	Lg.	TD
Sproles	22	12	249	11.3	43	0
Davis	2	0	15	7.5	10	0
Cromartie	1	0	4	4.0	4	0
Weddle	1	1	1	1.0	1	0
Chargers	**26**	**13**	**269**	**10.3**	**43**	**0**
Opponents	23	12	146	6.3	32	0

Kickoff Returns	Ret.	Yds.	Avg.	Long	TD
Sproles	53	1376	26.0	103t	1
Hester	3	42	14.0	20	0
Cromartie	3	37	12.3	26	0
Manumaleuna	2	14	7.0	9	0
Gordon	1	18	18.0	18	0
Naanee	0	-2	0	-2	0
Chargers	**62**	**1485**	**24.0**	**103t**	**1**
Opponents	86	1943	22.6	94	1

Field Goals	1-19	20-29	30-39	40-49	50+
Kaeding	0/ 0	13/ 13	10/ 10	3/ 8	1/ 1
Chargers	**0/ 0**	**13/ 13**	**10/ 10**	**3/ 8**	**1/ 1**
Opponents	0/ 0	6/ 6	8/ 9	8/ 10	2/ 6

Kaeding: (27G) (34G,21G,28G) (36G,49G) (44N,28G,47N,47G) (34G) (25G,44N,35G,23G) ( ) (33G,24G,31G) (34G,26G) (42N,22G) (35G,47G) (43B,28G) (20G,39G) (32G) (28G,57G) (28G)

Defensive Tackles (solo-ast-total-pd-ff-fr-tfl): Cooper 84-52-136-6-0-0-6, Weddle 109-26-135-5-0-1-3, Jammer 74-17-91-19-3-2-4, Phillips 55-33-88-4-1-1-15, Hart 49-34-83-8-0-2-2, Dobbins 42-36-78-4-2-0-1, Wilhelm 45-23-68-3-0-0-1, Williams 41-26-67-3-0-0-10, Cromartie 57-7-64-9-0-0-1, Olshansky 26-28-54-0-0-0-3, Castillo 25-28-53-1-1-0-6, Cason 44-8-52-7-1-0-3, Tucker 30-13-43-1-0-1-9, Bingham 17-20-37-0-0-0-3, Smith 15-20-35-0-0-0-0, Harris 17-15-32-0-2-1-4, Cesaire 14-16-30-2-0-0-2, Gregory 24-5-29-4-0-0-1, Applewhite 12-7-19-0-0-0-1, Siler 8-4-12-0-0-0-3, Oliver 7-2-9-1-0-0-0, Gordon 7-1-8-1-0-0-0, Merriman 1-3-4-0-0-0-1, Waters 0-3-3-0-0-0-0, Scott 0-1-1-0-0-0-0

Special Teams Tackles (solo-ast-total): Osgood 16-1-17, Siler 11-4-15, Cason 9-6-15, Hester 9-5-14, Dobbins 11-2-13, Naanee 9-1-10, Applewhite 9-0-9, Harris 5-1-6, Binn 4-0-4, Gregory 4-0-4, Oliver 4-0-4, Gordon 2-2-4, Floyd 3-0-3, Waters 3-0-3, Jammer 2-0-2, Kaeding 2-0-2, Weddle 2-0-2, Battle 1-0-1, Hardwick 1-0-1, Scifres 1-0-1, Wilhelm 1-0-1, Tucker 0-1-1, Wilson 0-1-1

Passing	Att.	Comp.	Yds.	Comp.%	Yds./Att.	TD	TD%	Int.	Int.%	Long	Sack/Lost	Rating
P.Rivers	478	312	4009	65.3%	8.4	34	7.1%	11	2.3%	67	25/151	105.6
Chargers	**478**	**312**	**4009**	**65.3%**	**8.4**	**34**	**7.1%**	**11**	**2.3%**	**67**	**25/151**	**105.6**
Opponents	605	411	4090	67.9%	6.8	25	4.1%	15	2.5%	71t	28/132	90.3

2007 FINAL STATISTICS

(11-5 Overall) First AFC West - Norv Turner
Home (7-1); Away (4-4); Postseason (2-1)

Date	W/L	Score	Opponent	Att.
09/09	W	14-3	Chicago †	67,837
09/16	L	14-38	at New England	68,756
09/23	L	24-31	at Green Bay	70,733
09/30	L	16-30	Kansas City †	65,175
10/07	W	41-3	at Denver	76,879
10/14	W	28-14	Oakland †	67,523
10/28	W	35-10	Houston †	60,439
11/04	L	17-35	at Minnesota	63,043
11/11	W	23-21	Indianapolis †	67,726
11/18	L	17-24	at Jacksonville	66,732
11/25	W	32-14	Baltimore †	63,337
12/02	W	24-10	at Kansas City	74,874
12/09	W	23-17 OT	at Tennessee	69,143
12/16	W	51-14	Detroit †	66,505
12/24	W	23-3	Denver †	65,477
12/30	W	30-17	at Oakland	61,706
AFC Wild Card Playoffs				
01/06	W	17-6	Tennessee †	65,640
AFC Divisional Playoffs				
01/13	W	28-24	at Indianapolis	56,950
AFC Championship Game				
01/20	L	12-21	at New England	68,756

Team Statistics	Chargers	Opponents
TOTAL FIRST DOWNS	278	297
Rushing	104	89
Passing	158	185
Penalty	16	23
3rd Down: Made/Att	84/214	83/211
3rd Down Pct.	.393	.393
4th Down: Made/Att	6/10	9/26
4th Down Pct.	.600	.346
TOTAL NET YARDS	5044	5124
Avg. Per Game	315.3	320.3
Total Plays	980	1013
Avg. Per Play	5.1	5.1
NET YARDS RUSHING	2039	1712
Avg. Per Game	127.4	107.0
Total Rushes	485	416
NET YARDS PASSING	3005	3412
Avg. Per Game	187.8	213.3
Sacked/Yards Lost	24/170	42/272
Gross Yards	3175	3684
Att./Completions	471/281	555/338
Completion Pct.	.597	60.9
Had Intercepted	16	30
PUNTS/AVERAGE	82/45.5	69/42.9
NET PUNTING AVG.	82/39.6	69/37.4
PENALTIES/YARDS	94/761	86/665
FUMBLES/BALL LOST	17/8	27/18
TOUCHDOWNS	49	35
Rushing	19	11
Passing	22	20
Returns	8	4
TIME OF POSSESSION	29:50	30:10

Score by Quarters	Q1	Q2	Q3	Q4	OT	PTS.
Chargers	**119**	**116**	**93**	**78**	**6**	**412**
Opponents	47	84	69	84	0	284

Scoring	TD	RU	PA	RT	PAT	FG	S	PTS.
Kaeding	0	0	0	0	46/46	24/27	0	118
Tomlinson	18	15	3	0	0/0	0/0	0	108
Gates	9	0	9	0	0/0	0/0	0	54
Chambers	4	0	4	0	0/0	0/0	0	24
Sproles	4	2	0	2	0/0	0/0	0	24
Cromartie	3	0	0	3	0/0	0/0	0	18
V. Jackson	3	0	3	0	0/0	0/0	0	18
Davis	1	0	1	0	0/0	0/0	0	6
Manumaleuna	1	0	1	0	0/0	0/0	0	6
Neal	1	0	1	0	0/0	0/0	0	6
Phillips	1	0	0	1	0/0	0/0	0	6
Rivers	1	1	0	0	0/0	0/0	0	6
Siler	1	0	0	1	0/0	0/0	0	6
Tucker	1	0	0	1	0/0	0/0	0	6
Turner	1	1	0	0	0/0	0/0	0	6
Chargers	**49**	**19**	**22**	**8**	**46/46**	**24/27**	**0**	**412**
Opponents	35	11	20	4	33/33	13/19	0	284

2-Pt. Conversions: Chargers 0-2, Opponents 1-2

Sacks: Merriman 12.5, Phillips 8.5, Olshansky 3.5, Tucker 3.5, Castillo 2.5, Cesaire 2.5, Cooper 2, Bingham 1.5, Harris 1.5, Hart 1, Polk 1, Weddle 1, Wilhelm 1, **Chargers 42**, Opponents 24

Rushing	No.	Yds.	Avg.	Long	TD
Tomlinson	315	1474	4.7	49	15
Turner	71	316	4.5	74t	1
Sproles	37	164	4.4	34	2
Rivers	29	33	1.1	10	1
Neal	13	32	2.5	10	0
Chambers	2	17	8.5	9	0
Davis	3	9	3.0	6	0
Pinnock	4	1	0.3	5	0
Volek	11	-7	-.6	0	0
Chargers	**485**	**2039**	**4.2**	**74t**	**19**
Opponents	416	1712	4.1	64t	11

Receiving	No.	Yds.	Avg.	Long	TD
Gates	75	984	13.1	49t	9
Tomlinson	60	475	7.9	36	3
V. Jackson	41	623	15.2	45	3
Chambers	35	555	15.9	44	4
Davis	20	188	9.4	18	1
Manumaleuna	10	86	8.6	40	1
Sproles	10	31	3.1	14	0
Naanee	8	69	8.6	22	0
Neal	8	23	2.9	9	1
Floyd	7	97	13.9	25	0
Turner	4	16	4.0	12	0
Osgood	2	23	11.5	15	0
Pinnock	1	5	5.0	5	0
Chargers	**281**	**3175**	**11.3**	**49t**	**22**
Opponents	338	3684	10.9	57t	20

Interceptions	No.	Yds.	Avg.	Long	TD
Cromartie	10	144	14.4	70t	1
Hart	5	73	14.6	22	0
McCree	3	20	6.7	19	0
Wilhelm	3	11	3.7	7	0
Phillips	2	36	18.0	18t	1
Cooper	2	23	11.5	18	0
Florence	2	4	2.0	4	0
Jammer	1	0	0.0	0	0
Olshansky	1	0	0.0	0	0
Weddle	1	0	0.0	0	0
Chargers	**30**	**311**	**10.4**	**70t**	**2**
Opponents	16	283	17.7	66t	2

Punting	No.	Yds.	Avg.	Net	TB	I-20	Lg.	B
Scifres	81	3735	46.1	39.6	9	36	70	1
Chargers	**82**	**3735**	**45.5**	**39.6**	**9**	**36**	**70**	**1**
Opponents	69	2961	42.9	37.4	5	16	81	0

Punt Returns	Ret.	FC	Yds.	Avg.	Lg.	TD
Sproles	24	2	229	9.5	45t	1
Davis	6	6	52	8.7	24	0
Osgood	2	0	0	0.0	0	0
Chargers	**32**	**8**	**281**	**8.8**	**45t**	**1**
Opponents	29	19	311	10.7	54	0

Kickoff Returns	Ret.	Yds.	Avg.	Long	TD
Sproles	37	1008	27.2	89t	1
Turner	6	139	23.2	28	0
Cromartie	3	67	22.3	26	0
Manumaleuna	1	6	6.0	6	0
Neal	1	4	4.0	4	0
Chargers	**48**	**1224**	**25.5**	**89t**	**1**
Opponents	75	1566	20.9	62	0

Field Goals	1-19	20-29	30-39	40-49	50+
Kaeding	0/0	11/11	5/6	7/8	1/2
Chargers	**0/0**	**11/11**	**5/6**	**7/8**	**1/2**
Opponents	0/0	6/8	2/2	4/7	1/2

Kaeding: (33B) ( ) (44G) (24G,51G,38G) (26G,45G) (50N) ( ) (36G) (33G) (23G) (27G,46G,41G,41G) (25G, 45N) (20G) (22G,22G,45G) (40G,23G,29G) (36G,31G, 24G)

Defensive Tackles (solo-ast-total-pd-ff-fr-tfl): Cooper 89-90-179-6-2-2-3, Wilhelm 78-66-144-4-0-0-4, Hart 77-32-109-9-0-1-4, Merriman 63-33-96-5-1-2-9, Phillips 62-25-87-5-3-0-2, McCree 51-24-75-6-1-1-0, Olshansky 32-37-69-3-3-0-2, Jammer 56-10-66-10-0-1-1, Florence 54-12-66-10-0-1-3, Bingham 32-26-58-0-0-0-2, Williams 34-19-53-2-1-1-3, Cesaire 25-25-50-3-1-0-0, Weddle 41-7-48-6-0-0-3, Cromartie 33-8-41-18-0-1-0, Castillo 21-18-39-1-0-0-2, McKinney 15-20-35-1-0-0-1, Polk 14-11-25-1-1-0-0, Harris 8-11-19-0-0-1-0, Dobbins 9-7-16-1-0-0-0, Gordon 4-4-8-1-0-0-0, Tucker 5-2-7-0-2-1-0, Siler 2-4-6-0-0-0-1, Gregory 2-0-2-1-0-0-0

Special Teams Tackles (solo-ast-total): Siler 18-3-21, Osgood 12-2-14, Dobbins 11-1-12, Polk 11-1-12, Gregory 8-1-9, Gordon 6-2-8, Harris 6-2-8, Cromartie 6-1-7, Tucker 6-0-6, Weddle 6-0-6, Hart 3-0-3, Pinnock 2-1-3, Turner 2-1-3, McCree 2-0- 2, Kaeding 1-0-1, Rayner 1-0-1, Naanee 0-1-1

Passing	Att.	Comp.	Yds.	Comp.%	Yds./Att.	TD	TD%	Int.	Int.%	Long	Sack/Lost	Rating
Rivers	460	277	3152	.602	6.85	21	.046	15	.033	49t	22/163	82.4
Volek	10	3	6	.300	0.60	0	.000	1	.100	4	2/7	0.0
Tomlinson	1	1	17	1.000	17.00	1	1.000	0	.000	17t	0/0	158.3
Chargers	**471**	**281**	**3175**	**.597**	**6.74**	**22**	**.047**	**16**	**.034**	**49t**	**24/170**	**81.3**
Opponents	555	338	3684	.609	6.64	20	.036	30	.054	57t	42/272	70.0

2006 FINAL STATISTICS

(14-2 Overall) First AFC West - Marty Schottenheimer
Home (8-0); Away (6-2); Postseason (0-1)

Date	W/L	Score	Opponent	Att.
09/11	W	27-0	at Oakland	62,578
09/17	W	40-7	Tennessee †	64,344
10/01	L	13-16	at Baltimore	70,743
10/08	W	23-13	Pittsburgh †	67,837
10/15	W	48-19	at San Francisco	68,137
10/22	L	27-30	at Kansas City	77,752
10/29	W	38-24	St. Louis †	66,598
11/05	W	32-25	Cleveland †	65,558
11/12	W	49-41	at Cincinnati	65,917
11/19	W	35-27	at Denver	76,723
11/26	W	21-14	Oakland †	66,105
12/03	W	24-21	at Buffalo	63,361
12/10	W	48-20	Denver †	67,514
12/17	W	20-9	Kansas City †	66,583
12/24	W	20-17	at Seattle	68,174
12/31	W	27-20	Arizona †	66,492
AFC Divisional Playoffs				
01/14	L	21-24	New England †	68,810

Team Statistics	Chargers	Opponents
TOTAL FIRST DOWNS	321	285
Rushing	137	87
Passing	169	178
Penalty	15	20
3rd Down: Made/Att	92/213	78/213
3rd Down Pct.	.432	.366
4th Down: Made/Att	6/11	6/17
4th Down Pct.	.545	.353
TOTAL NET YARDS	5840	4825
Avg. Per Game	365.0	301.6
Total Plays	1016	985
Avg. Per Play	5.7	4.9
NET YARDS RUSHING	2578	1613
Avg. Per Game	161.1	100.8
Total Rushes	522	386
NET YARDS PASSING	3262	3212
Avg. Per Game	203.9	200.8
Sacked/Yards Lost	28/150	61/351
Gross Yards	3412	3563
Att./Completions	466/287	538/307
Completion Pct.	.616	.571
Had Intercepted	9	16
PUNTS/AVERAGE	69/41.9	88/44.6
NET PUNTING AVG.	69/38.2	88/38.6
PENALTIES/YARDS	90/791	87/751
FUMBLES/BALL LOST	19/6	28/12
TOUCHDOWNS	59	33
Rushing	32	13
Passing	24	19
Returns	3	1
TIME OF POSSESSION	31:39	28:21

Score by Quarters	Q1	Q2	Q3	Q4	OT	PTS.
Chargers	**85**	**137**	**94**	**176**	**0**	**492**
Opponents	66	74	81	82	0	303

Scoring	TD	RU	PA	RT	PAT	FG	S	PTS.
Tomlinson	31	28	3	0	0/0	0/0	0	186
Kaeding	0	0	0	0	58/58	26/29	0	136
Gates	9	0	9	0	0/0	0/0	0	54
Jackson	6	0	6	0	0/0	0/0	0	38
Floyd	3	0	3	0	0/0	0/0	0	18
Manumaleuna	3	0	3	0	0/0	0/0	0	18
Turner	2	2	0	0	0/0	0/0	0	12
Dobbins	1	0	0	1	0/0	0/0	0	6
Harris	1	0	0	1	0/0	0/0	0	6
McCree	1	0	0	1	0/0	0/0	0	6
Neal	1	1	0	0	0/0	0/0	0	6
Whitehurst	1	1	0	0	0/0	0/0	0	6
Chargers	**59**	**32**	**24**	**3**	**58/58**	**26/29**	**0**	**492**
Opponents	33	13	19	1	32/33	23/26	2	303

2-Pt. Conversions: Jackson, **Chargers 1-1**, Opponents 0-1

Sacks: Merriman 17, Phillips 11.5, Castillo 7, Cesaire 4, Godfrey 4, Harris 3, Cooper 2.5, Edwards 2.5, Polk 2, Williams 2, Bingham 1.5, Olshansky 1.5, Robinson 1.5, McCree 1, **Chargers 61**, Opponents 28

Rushing	No.	Yds.	Avg.	Long	TD
Tomlinson	348	1815	5.2	85t	28
Turner	80	502	6.3	73	2
Neal	29	140	4.8	43	1
Rivers	48	49	1.0	15	0
Pinnock	4	25	6.3	15	0
Parker	2	19	9.5	18	0
Jackson	3	16	5.3	8	0
Whitehurst	2	13	6.5	14t	1
McCardell	1	8	8.0	8	0
Manumaleuna	1	1	1.0	1	0
Volek	3	-3	-1.0	-1	0
Scifres	1	-7	-7.0	-7	0
Chargers	**522**	**2578**	**4.9**	**85t**	**32**
Opponents	386	1613	4.2	51	13

Receiving	No.	Yds.	Avg.	Long	TD
Gates	71	924	13.0	57t	9
Tomlinson	56	508	9.1	51t	3
Parker	48	659	13.7	38	0
McCardell	36	437	12.1	28	0
Jackson	27	453	16.8	55	6
Neal	17	83	4.9	21	0
Floyd	15	210	14.0	46t	3
Manumaleuna	14	91	6.5	19	3
Turner	3	47	15.7	30	0
Chargers	**287**	**3412**	**11.9**	**57t**	**24**
Opponents	307	3563	11.6	74t	19

Interceptions	No.	Yds.	Avg.	Long	TD
Jammer	4	57	14.3	35	0
Hart	3	37	12.3	22	0
Florence	3	24	8.0	23	0
Edwards	3	11	3.7	8	0
Merriman	1	10	10.0	10	0
Castillo	1	1	1.0	1	0
McCree	1	0	0.0	0	0
Chargers	**16**	**140**	**8.8**	**35**	**0**
Opponents	9	105	11.7	31t	1

Punting	No.	Yds.	Avg.	Net	TB	I-20	Lg.	B
Scifres	69	2893	41.9	38.2	2	35	71	0
Chargers	**69**	**2893**	**41.9**	**38.2**	**2**	**35**	**71**	**0**
Opponents	88	3923	44.6	38.6	7	23	72	0

Punt Returns	Ret.	FC	Yds.	Avg.	Lg.	TD
Parker	37	15	331	8.9	50	0
McCardell	5	7	39	7.8	12	0
Gordon	3	1	12	4.0	6	0
Chargers	**45**	**23**	**382**	**8.5**	**50**	**0**
Opponents	27	19	216	8.0	81	0

Kickoff Returns	Ret.	Yds.	Avg.	Long	TD
Turner	36	954	26.5	58	0
Cromartie	10	297	29.7	91	0
Neal	3	11	3.7	7	0
Gordon	2	55	27.5	32	0
Parker	2	19	9.5	12	0
Manumaleuna	1	14	14.0	14	0
Withrow	1	0	0.0	0	0
Chargers	**55**	**1350**	**24.5**	**91**	**0**
Opponents	90	1960	21.8	53	0

Field Goals	1-19	20-29	30-39	40-49	50+
Kaeding	0/0	7/7	11/12	7/9	1/1
Chargers	**0/0**	**7/7**	**11/12**	**7/9**	**1/1**
Opponents	0/0	5/5	10/11	6/7	2/3

Kaeding: (47G,29G) (28G,31G,35G,44G) (34G,54G,40N) (28G,33G,22G) (24G,44G) (39G,31G,47N) (31G) (29G) () () () (42G,36N) (34G,35G) (30G,22G) (46G, 40G) (47G,35G)

Defensive Tackles (solo-ast-total-pd-ff-fr-tfl): Edwards 97-73-170-8-2-1-2, Jammer 77-12-89-17-0-0-0, Williams 44-40-84-2-0-0-2, Cooper 41-41-82-2-1-0-1, McCree 51-29-80-5-0-1-2, Kiel 47-32-79-2-1-1-4, Godfrey 45-31-76-2-2-0-4, Merriman 46-20-66-8-4-1-4, Florence 51-12-63-16-0-0-1, Phillips 48-15-63-8-4-2-6, Castillo 25-27-52-1-0-1-2, Olshansky 23-27-50-1-0-1-2, Cesaire 27-20-47-1-1-0-2, Polk 25-7-32-0-0-0-1, Hart 21-6-27-8-1-1-1, Harris 15-10-25-3-1-2-2, Bingham 7-13-20-0-0-0-0, Robinson 7-9-16-3-0-0-0, Jue 13-2-15-5-0-0-1, Wilhelm 6-8-14-3-0-0-1, Cromartie 9-2-11-5-0-0-0, Dobbins 0-4-4-0-0-0-0, McKinney 1-1-2-1-0-0-0, Gbaja-Biamila 1-0-1-0-0-0-0, Gordon 1-0-1-0-0-0-0, Gregory 0-0-0-1-0-0-0

Special Teams Tackles (solo-ast-total): Hart 20-2-22, Polk 15-4-19, Dobbins 16-2-18, Wilhelm 12-3-15, Gregory 8-4-12, Cromartie 8-2-10, Osgood 7-2-9, Kaeding 5-0-5, Binn 4-1-5, Cooper 1-3-4, Camarillo 3-0-3, Turner 3-0-3, Jue 2-1-3, Florence 2-0-2, Jammer 2-0-2, Floyd 1-0-1, Harris 1-0-1, Kiel 1-0-1, Jackson 0-1-1

Passing	Att.	Comp.	Yds.	Comp.%	Yds./Att.	TD	TD%	Int.	Int.%	Long	Sack/Lost	Rating
Rivers	460	284	3388	61.7	7.37	22	4.8	9	2.0	57t	27/144	92.0
Tomlinson	3	2	20	66.7	6.67	2	66.7	0	0.0	19t	0/0	125.0
Volek	2	1	4	50.0	2.00	0	0.0	0	0.0	4	1/6	56.3
Scifres	1	0	0	0.0	0.00	0	0.0	0	0.0	0	0/0	39.6
Chargers	**466**	**287**	**3412**	**61.6**	**7.32**	**24**	**5.2**	**9**	**1.9**	**57t**	**28/150**	**93.0**
Opponents	538	307	3563	57.1	6.62	19	3.5	16	3.0	74t	61/351	76.6

2005 FINAL STATISTICS

(9-7 Overall) Third AFC West - Marty Schottenheimer
Home (4-4); Away (5-3)

Date	W/L	Score	Opponent	Att.
09/11	L	24-28	Dallas †	67,679
09/18	L	17-20	at Denver	75,310
09/25	W	45-23	New York Giants †	65,373
10/02	W	41-17	at New England	68,756
10/10	L	22-24	Pittsburgh †	68,537
10/16	W	27-14	at Oakland	52,666
10/23	L	17-20	at Philadelphia	67,747
10/30	W	28-20	Kansas City †	65,750
11/06	W	31-26	at New York Jets	77,662
11/20	W	48-10	Buffalo †	65,602
11/27	W	23-17 OT	at Washington	84,930
12/04	W	34-10	Oakland †	66,436
12/11	L	21-23	Miami †	65,026
12/18	W	26-17	at Indianapolis	57,389
12/24	L	7-20	at Kansas City	75,956
12/31	L	7-23	Denver †	65,513

Team Statistics	Chargers	Opponents
TOTAL FIRST DOWNS	337	306
Rushing	116	90
Passing	191	189
Penalty	30	27
3rd Down: Made/Att	88/208	79/212
3rd Down Pct.	.423	.373
4th Down: Made/Att	11/17	10/20
4th Down Pct.	.647	.500
TOTAL NET YARDS	5567	4948
Avg. Per Game	347.9	309.3
Total Plays	1022	999
Avg. Per Play	5.4	5.0
NET YARDS RUSHING	2072	1349
Avg. Per Game	129.5	84.3
Total Rushes	465	386
NET YARDS PASSING	3495	3599
Avg. Per Game	218.4	224.9
Sacked/Yards Lost	31/243	46/289
Gross Yards	3738	3888
Att./Completions	526/338	567/338
Completion Pct.	.643	.596
Had Intercepted	16	10
PUNTS/AVERAGE	71/43.7	78/42.0
NET PUNTING AVG.	71/38.0	78/37.6
PENALTIES/YARDS	110/890	110/831
FUMBLES/BALL LOST	22/12	23/10
TOUCHDOWNS	51	36
Rushing	22	14
Passing	27	20
Returns	2	2
TIME OF POSSESSION	31:34	28:26

Score by Quarters	Q1	Q2	Q3	Q4	OT	PTS.
Chargers	**93**	**139**	**74**	**106**	**6**	**418**
Opponents	36	126	77	73	0	312

Scoring	TD	RU	PA	RT	PAT	FG	S	PTS.
Tomlinson	20	18	2	0	0/0	0/0	0	120
Kaeding	0	0	0	0	49/49	21/24	0	112
Gates	10	0	10	0	0/0	0/0	0	60
McCardell	9	0	9	0	0/0	0/0	0	54
Parker	3	0	3	0	0/0	0/0	0	18
Turner	3	3	0	0	0/0	0/0	0	18
Hart	2	0	0	2	0/0	0/0	0	12
Brees	1	1	0	0	0/0	0/0	0	6
Caldwell	1	0	1	0	0/0	0/0	0	6
Neal	1	0	1	0	0/0	0/0	0	6
Peelle	1	0	1	0	0/0	0/0	0	6
Chargers	**51**	**22**	**27**	**2**	**49/49**	**21/24**	**0**	**418**
Opponents	36	14	20	2	34/35	20/29	1	312

2-Pt. Conversions: Chargers 0-1, Opponents 0-1

Sacks: Merriman 10.0, Phillips 7.0, Foley 4.5, Scott 4.5, Castillo 3.5, Edwards 3.0, Olshansky 3.0, Leber 2.0, Cooper 1.5, Cesaire 1.0, Davis 1.0, Fletcher 1.0, Godfrey 1.0, Harris 1.0, Kiel 1.0, Wilhelm 1.0, **Chargers 46.0**, Opponents 31.0

Special Teams Tackles (solo-ast-total): Milligan 14-7-21, Osgood 14-5-19, Phillips 15-0-15, Wilhelm 12-3-15, Hart 8-3-11, Cooper 9-0-9, Harris 6-2-8, Jue 4-1-5, Turner 4-0-4, Kaeding 3-0-3, Pinnock 3-0-3, Wilson 3-0-3, Merriman 2-1-3, Davis 2-0-2, Jammer 2-0-2, Peelle 2-0-2, Scifres 2-0-2, Binn 1-0-1, Caldwell 1-0-1, Fletcher 1-0-1, Jackson 1-0-1, Neal 1-0-1

Rushing	No.	Yds.	Avg.	Long	TD
Tomlinson	339	1462	4.3	62	18
Turner	57	335	5.9	83t	3
Neal	29	98	3.4	9	0
Parker	4	55	13.8	30	0
Sproles	8	50	6.3	21	0
Brees	21	49	2.3	9	1
Caldwell	2	10	5.0	7	0
McCardell	2	6	3.0	3	0
Osgood	1	4	4.0	4	0
Pinnock	1	4	4.0	4	0
Rivers	1	-1	-1.0	-1	0
Chargers	**465**	**2072**	**4.5**	**83t**	**22**
Opponents	386	1349	3.5	46	14

Receiving	No.	Yds.	Avg.	Long	TD
Gates	89	1101	12.4	38	10
McCardell	70	917	13.1	54	9
Parker	57	725	12.7	49	3
Tomlinson	51	370	7.3	41	2
Caldwell	28	352	12.6	43	1
Neal	24	145	6.0	21	1
Peelle	11	38	3.5	11	1
Jackson	3	59	19.7	21	0
Sproles	3	10	3.3	6	0
Osgood	2	21	10.5	15	0
Chargers	**338**	**3738**	**11.1**	**54**	**27**
Opponents	338	3888	11.5	56	20

Interceptions	No.	Yds.	Avg.	Long	TD
Jue	3	28	9.3	20	0
Edwards	2	15	7.5	14	0
Hart	1	110	110.0	70t	2
Fletcher	1	19	19.0	19	0
Jammer	1	14	14.0	14	0
Wilhelm	1	10	10.0	10	0
Florence	1	9	9.0	9	0
Chargers	**10**	**205**	**20.5**	**70t**	**2**
Opponents	16	230	14.4	51	1

Punting	No.	Yds.	Avg.	Net	TB	I-20	Lg.	B
Scifres	71	3104	43.7	38.0	8	25	71	0
Chargers	**71**	**3104**	**43.7**	**38.0**	**8**	**25**	**71**	**0**
Opponents	78	3274	42.0	37.6	5	19	65	0

Punt Returns	Ret.	FC	Yds.	Avg.	Lg.	TD
Parker	18	9	106	5.9	15	0
Sproles	18	5	108	6.0	23	0
McCardell	3	3	31	10.3	14	0
Chargers	**39**	**17**	**245**	**6.3**	**23**	**0**
Opponents	26	19	244	9.4	52	0

Kickoff Returns	Ret.	Yds.	Avg.	Long	TD
Sproles	63	1528	24.3	58	0
Caldwell	3	99	33.0	60	0
Parker	1	16	16.0	16	0
Pinnock	1	24	24.0	24	0
Turner	1	0	0.0	0	0
Chargers	**69**	**1667**	**24.2**	**60**	**0**
Opponents	83	1856	22.4	54	0

Field Goals	1-19	20-29	30-39	40-49	50+
Kaeding	1/1	3/3	9/9	8/11	0/0
Chargers	**1/1**	**3/3**	**9/9**	**8/11**	**0/0**
Opponents	0/0	8/9	6/7	5/5	1/8

Kaeding: (33G) (42G) (44G) (42G,21G) (34G,32G,41G) (32G,33G) (34G,40B) ( ) (18G) (28G,38G) (42N,46N, 48G) (41G,32G) ( ) (36G,20G,48G,49G) ( ) ( )

Defensive Tackles (solo-ast-total-pd-ff-fr-tfl): Edwards 114-40-154-11-2-0-2, Godfrey 56-22-78-3-1-1-4, Jammer 60-12-72-19-1-0-0, Kiel 49-10-59-6-1-0-0, Florence 47-7-54-11-0-0-2, Merriman 41-13-54-5-2-0-7, Williams 40-13-53-4-0-1-8, Castillo 37-12-49-3-1-0-6, Jue 30-12-42-8-0-0-0, Foley 28-10-38-3-1-0-2, Hart 26-9-35-6-1-2-0, Cooper 20-10-30-0-0-0-1, Olshansky 18-11-29-0-0-0-3, Fletcher 20-8-28-5-0-0-1, Davis 23-3-26-3-1-0-1, Cesaire 17-8-25-0-0-0-1, Leber 18-4-22-1-0-1-4, Phillips 18-2-20-2-2-1-3, Wilhelm 13-3-16-1-0-0-0, Wilson 12-2-14-0-0-0-0, Scott 11-2-13-2-0-0-0, Harris 2-0-2-1-0-0-0, Robinson 1-1-2-0-0-0-0, Bingham 1-0-1-0-0-0-0, McGarrahan 1-0-1-0-0-0-0, Ball 0-1-1-0-0-0-0

Passing	Att.	Comp.	Yds.	Comp.%	Yds./Att.	TD	TD%	Int.	Int.%	Long	Sack/Lost	Rating
Brees	500	323	3576	.646	7.15	24	.048	15	.030	54	27/223	89.2
Rivers	22	12	115	.545	5.23	0	.000	1	.045	22	3/16	50.4
Tomlinson	4	3	47	.750	11.75	3	.750	0	.000	26t	0/0	153.1
McCardell	0	0	0	–	–	0	–	0	–	–	1/4	–
Chargers	**526**	**338**	**3738**	**.643**	**7.11**	**27**	**.051**	**16**	**.030**	**54**	**31/243**	**89.7**
Opponents	567	338	3888	.596	6.86	20	.035	10	.018	56	46/289	84.7

2004 FINAL STATISTICS

(12-4 Overall) First AFC West - Marty Schottenheimer
Home (7-1); Away (5-3); Postseason (0-1)

Date	W/L	Score	Opponent	Att.
09/12	W	27-20	at Houston	70,255
09/19	L	28-34	New York Jets	57,310
09/26	L	13-23	at Denver	74,533
10/03	W	38-17	Tennessee	54,006
10/10	W	34-21	Jacksonville	52,101
10/17	L	20-21	at Atlanta	70,187
10/24	W	17-6	at Carolina	73,096
10/31	W	42-14	Oakland †	66,210
11/07	W	43-17	New Orleans	59,662
11/21	W	23-17	at Oakland	46,905
11/28	W	34-31	at Kansas City	77,447
12/05	W	20-17	Denver †	65,395
12/12	W	31-24	Tampa Bay †	65,858
12/19	W	21-0	at Cleveland	72,489
12/26	L	31-34 OT	at Indianapolis	57,330
01/02	W	24-17	Kansas City †	64,920
AFC Wild Card Playoffs				
01/08	L	17-20 OT	New York Jets †	67,536

Team Statistics	Chargers	Opponents
TOTAL FIRST DOWNS	328	320
Rushing	131	79
Passing	160	200
Penalty	37	41
Third Down: Made/Att.	97/208	69/196
Third Down Pct.	.466	.352
Fourth Down: Made/Att.	5/8	13/24
Fourth Down Pct.	.625	.542
TOTAL NET YARDS	5542	5360
Avg. Per Game	346.4	335.0
Total Plays	996	991
Avg. Per Play	5.6	5.4
NET YARDS RUSHING	2185	1307
Avg. Per Game	136.6	81.7
Total Rushes	525	355
NET YARDS PASSING	3357	4053
Avg. Per Game	209.8	253.3
Sacked/Yards Lost	21/149	29/142
Gross Yards	3506	4195
Attempts/Completions	450/288	607/372
Completion Pct.	.640	.613
Had Intercepted	8	23
PUNTS/AVERAGE	69/43.1	64/42.4
NET PUNTING AVG.	69/38.4	64/37.0
PENALTIES/YARDS	108/875	109/940
FUMBLES/BALL LOST	27/10	19/10
TOUCHDOWNS	55	36
Rushing	24	15
Passing	29	19
Returns	2	2
TIME OF POSSESSION	31:30	28:30

Score by Quarters	Q1	Q2	Q3	Q4	OT	PTS.
Chargers	**92**	**138**	**106**	**110**	**0**	**446**
Opponents	37	97	52	125	3	313

Scoring	TD	RU	PA	RT	PAT	FG	S	PTS.
Kaeding	0	0	0	0	54/55	20/25	0	114
Tomlinson	18	17	1	0	0/0	0/0	0	108
Gates	13	0	13	0	0/0	0/0	0	78
Parker	4	0	4	0	0/0	0/0	0	24
Caldwell	3	0	3	0	0/0	0/0	0	18
Chatman	3	3	0	0	0/0	0/0	0	18
Brees	2	2	0	0	0/0	0/0	0	12
Dwight	2	0	1	1	0/0	0/0	0	12
Flutie	2	2	0	0	0/0	0/0	0	12
Osgood	2	0	2	0	0/0	0/0	0	12
Peelle	2	0	2	0	0/0	0/0	0	12
D. Edwards	1	0	0	1	0/0	0/0	0	6
Floyd	1	0	1	0	0/0	0/0	0	6
Krause	1	0	1	0	0/0	0/0	0	6
McCardell	1	0	1	0	0/0	0/0	0	6
Chargers	**55**	**24**	**29**	**2**	**54/55**	**20/25**	**1**	**446**
Opponents	36	15	19	2	33/34	20/27	0	313

2-Pt. Conversions: Chargers 0-0, Opponents 2-2

Sacks: Foley 10.0, Phillips 4.0, Williams 4.0, Godfrey 2.0, Leber 2.0, Scott 1.5, Dingle 1.0, D. Edwards 1.0, Fisk 1.0, Kiel 1.0, Olshansky 1.0, Cesaire 0.5, **Chargers 29.0**, Opponents 21.0

Special Teams Tackles (solo-ast-total): Hart 13-2-15, Milligan 13-2-15, Osgood 13-0-13, Fletcher 11-0-11, Chatman 9-1-10, Cooper 7-2-9, Phillips 7-2-9, Wilhelm 5-3-8, Peelle 4-0-4, Florence 3-1-4, Moreno 3-1-4, Pippens 3-0-3, Butler 0-3-3, Dwight 2-0-2, Kaeding 2-0-2, Layne 2-0-2, Leber 2-0-2, Turner 2-0-2, Binn 1-0-1, Kiel 1-0-1, Polk 1-0-1, Scifres 1-0-1

Passing	Att.	Comp.	Yds.	Comp.%	Yds./Att.	TD	TD%	Int.	Int.%	Long	Sack/Lost	Rating
Brees	400	262	3159	.655	7.90	27	.068	7	.018	79t	18/131	104.8
Flutie	38	20	276	.526	7.26	1	.026	0	.000	29	1/7	85.0
Rivers	8	5	33	.625	4.13	1	.125	0	.000	13t	1/10	110.9
Tomlinson	2	1	38	.500	19.00	0	.000	0	.000	38	1/1	95.8
McCardell	1	0	0	.000	0.00	0	.000	0	.000	0	0/0	39.6
Scifres	1	0	0	.000	0.00	0	.000	1	1.000	0	0/0	0.0
Chargers	**450**	**288**	**3506**	**.640**	**7.79**	**29**	**.064**	**8**	**.018**	**79t**	**21/149**	**102.0**
Opponents	607	372	4195	.613	6.91	19	.031	23	.038	50	29/142	76.6

Rushing	No.	Yds.	Avg.	Long	TD
Tomlinson	339	1335	3.9	42	17
Chatman	65	392	6.0	52	3
Turner	20	104	5.2	30	0
Brees	53	85	1.6	22	2
Dwight	4	54	13.5	48	0
Neal	16	53	3.3	8	0
Parker	4	53	13.3	38	0
Caldwell	4	45	11.3	20	0
Flutie	5	39	7.8	20	2
Pinnock	9	26	2.9	11	0
McCardell	1	3	3.0	3	0
Shaw	1	1	1.0	1	0
Rivers	4	-5	-1.2	-1	0
Chargers	**525**	**2185**	**4.2**	**52**	**24**
Opponents	355	1307	3.7	26	15

Receiving	No.	Yds.	Avg.	Long	TD
Gates	81	964	11.9	72t	13
Tomlinson	53	441	8.3	74t	1
Parker	47	690	14.7	79t	4
McCardell	31	393	12.7	31	1
Caldwell	18	310	17.2	58t	3
Osgood	15	308	20.5	65	2
Neal	13	66	5.1	12	0
Peelle	10	84	8.4	17t	2
Krause	5	81	16.2	29	1
Turner	4	8	2.0	7	0
Floyd	3	49	16.3	27	1
Pinnock	3	26	8.7	14	0
Dwight	2	31	15.5	23t	1
Chatman	2	17	8.5	17	0
Brees	1	38	38.0	38	0
Chargers	**288**	**3506**	**12.2**	**79t**	**29**
Opponents	372	4195	11.3	50	19

Interceptions	No.	Yds.	Avg.	Long	TD
D. Edwards	5	49	9.8	30t	1
Florence	4	54	13.5	40	0
Wilson	3	12	4.0	12	0
Kiel	2	31	15.5	31	0
Foley	2	4	2.0	4	0
Hart	1	13	13.0	13	0
Jammer	1	12	12.0	12	0
Davis	1	4	4.0	4	0
Dingle	1	1	1.0	1	0
Fletcher	1	0	0.0	0	0
Phillips	1	0	0.0	0	0
Wilhelm	1	0	0.0	0	0
Chargers	**23**	**180**	**7.8**	**40**	**1**
Opponents	8	66	8.3	25	0

Punting	No.	Yds.	Avg.	Net	TB	I-20	Lg.	B
Scifres	69	2974	43.1	38.4	8	29	60	0
Chargers	**69**	**2974**	**43.1**	**38.4**	**8**	**29**	**60**	**0**
Opponents	64	2713	42.4	37.0	5	13	59	0

Punt Returns	Ret.	FC	Yds.	Avg.	Lg.	TD
Parker	27	10	237	8.8	32	0
Dwight	1	5	6	6.0	6	0
Florence	1	0	0	0.0	0	0
Chargers	**29**	**15**	**243**	**8.4**	**32**	**0**
Opponents	23	23	164	7.1	38	0

Kickoff Returns	Ret.	Yds.	Avg.	Long	TD
Dwight	50	1222	24.4	87t	1
Chatman	4	89	22.3	35	0
Welker	4	102	25.5	33	0
Butler	2	35	17.5	24	0
Neal	1	12	12.0	12	0
Turner	1	18	18.0	18	0
D. Edwards	0	0	–	–	0
Chargers	**62**	**1478**	**23.8**	**87t**	**1**
Opponents	83	1846	22.2	96t	2

Field Goals	1-19	20-29	30-39	40-49	50+
Kaeding	1/1	9/11	2/2	5/6	3/5
Chargers	**1/1**	**9/11**	**2/2**	**5/6**	**3/5**
Opponents	0/0	11/11	6/9	2/6	1/1

Kaeding (48G,29G) ( ) (23G,51G) (31G) (21G,28G) (53G,28G) (29N,44G) ( ) (40G,27G) (42N,19G) (29N,52N,25G,43G) (23G,23G) (51N,40G) ( ) (50G) (34G)

Defensive Tackles (solo-ast-total-pd-ff-fr): Edwards 105-46-151-14-3-0-4, Kiel 71-25-96-10-0-1-2, Godfrey 68-19-87-3-3-1-8, Wilson 52-23-75-4-1-0-2, Foley 48-17-65-12-5-2-4, Jammer 53-9-62-10-0-0-1, Leber 47-11-58-1-0-1-3, Olshansky 24-15-39-2-0-0-4, Davis 32-6-38-10-0-0-0, Cooper 25-8-33-2-0-1-1, Florence 28-4-32-8-0-0-2, Williams 25-7-32-4-0-0-1, Fisk 19-11-30-2-0-0-1, Fletcher 24-3-27-5-0-1-0, Cesaire 18-6-24-3-0-0-1, Scott 14-5-19-2-0-0-5, Phillips 14-4-18-3-0-2-0, Hart 5-4-9-2-0-0-1, Moreno 6-2-8-0-0-0-1, Dingle 3-3-6-1-0-0-1, Wilhelm 5-0-5-2-0-0-0, Butler 3-1-4-0-0-0-0, Milligan 3-1-4-1-0-0-0, Ball 2-1-3-2-0-0-0, Downing 1-0-1-0-0-0-0

2003 FINAL STATISTICS

(4-12 Overall) Fourth AFC West - Marty Schottenheimer
Home (2-6)*; Away (2-6)

Date	W/L	Score	Opponent	Att.
09/07	L	14-27	at Kansas City	78,048
09/14	L	13-37	Denver †	65,445
09/21	L	10-24	Baltimore †	52,028
09/28	L	31-34 OT	at Oakland	54,078
10/05	L	21-27	at Jacksonville	48,954
10/19	W	26-20	at Cleveland	73,238
10/27	L	10-26	Miami †*	73,014
11/02	L	7-20	at Chicago	61,500
11/09	W	42-28	Minnesota †	64,738
11/16	L	8-37	at Denver	75,217
11/23	L	27-34	Cincinnati †	52,069
11/30	L	24-28	Kansas City †	57,671
12/07	W	14-7	at Detroit	61,544
12/14	L	21-38	Green Bay †	64,978
12/21	L	24-40	at Pittsburgh	52,527
12/28	W	21-14	Oakland †	62,222

* Oct. 27 Game Played at Arizona's Sun Devil Stadium

Team Statistics	Chargers	Opponents
TOTAL FIRST DOWNS	290	326
Rushing	117	124
Passing	146	178
Penalty	27	24
Third Down: Made/Att.	62/197	97/231
Third Down Pct.	.315	.420
Fourth Down: Made/Att.	10/19	10/18
Fourth Down Pct.	.526	.556
TOTAL NET YARDS	5167	5593
Avg. Per Game	322.9	349.6
Total Plays	971	1072
Avg. Per Play	5.3	5.2
NET YARDS RUSHING	2146	2218
Avg. Per Game	134.1	138.6
Total Rushes	417	518
NET YARDS PASSING	3021	3375
Avg. Per Game	188.8	210.9
Sacked/Yards Lost	29/205	30/200
Gross Yards	3226	3575
Attempts/Completions	525/297	524/322
Completion Pct.	.566	.615
Had Intercepted	19	13
PUNTS/AVERAGE	83/41.6	74/42.7
NET PUNTING AVG.	83/36.0	74/36.4
PENALTIES/YARDS	126/1016	110/1006
FUMBLES/BALL LOST	20/12	22/7
TOUCHDOWNS	38	53
Rushing	16	12
Passing	21	36
Returns	1	5
TIME OF POSSESSION	27:52	32:08

Score by Quarters	Q1	Q2	Q3	Q4	OT	PTS.
Chargers	**60**	**86**	**50**	**117**	**0**	**313**
Opponents	121	140	60	117	3	441

Scoring	TD	RU	PA	RT	PAT	FG	S	PTS.
Tomlinson	17	13	4	0	0/0	0/0	0	102
Christie	0	0	0	0	36/36	15/20	0	81
Boston	7	0	7	0	0/0	0/0	0	44
E. Parker	3	0	3	0	0/0	0/0	0	18
Flutie	2	2	0	0	0/0	0/0	0	12
Gates	2	0	2	0	0/0	0/0	0	12
Osgood	2	0	2	0	0/0	0/0	0	12
Brees	1	0	1	0	0/0	0/0	0	6
Lassiter	1	0	0	1	0/0	0/0	0	6
Neal	1	1	0	0	0/0	0/0	0	6
Norman	1	0	1	0	0/0	0/0	0	6
Peelle	1	0	1	0	0/0	0/0	0	6
Alexander	0	0	0	0	0/0	0/0	0	2
Chargers	**38**	**16**	**21**	**1**	**36/36**	**15/20**	**0**	**313**
Opponents	53	12	36	5	52/53	23/26	1	441

2-Pt. Conversions: Alexander, Boston, **Chargers 2-2**, Opponents 0-0

Sacks: Scott 6.5, Dingle 6.0, R. Johnson 4.0, Leber 3.0, Wiley 3.0, Moreno 2.0, Cooper 1.0, Fisk 1.0, Leverette 1.0, Williams 1.0, Wilson 1.0, Edwards 0.5, **Chargers 30.0**, Opponents 29.0

Special Teams Tackles (solo-ast-total): Chatman 16-0-16, Polk 14-2-16, Osgood 8-1-9, Kiel 7-2-9, Cooper 8-0-8, Binn 7-1-8, House 7-1-8, Pinnock 5-0-5, Johnson 3-2-5, Florence 4-0-4, Gates 4-0-4, Bennett 2-0-2, Mattos 2-0-2, Peelle 2-0-2, Ross 2-0-2, Wilhelm 2-0-2, Christie 1-0-1, Fox 1-0-1, Norman 1-0-1, Scifres 1-0-1, Wilson 1-0-1

Rushing	No.	Yds.	Avg.	Long	TD
Tomlinson	313	1645	5.3	73t	13
Flutie	33	168	5.1	17	2
Dwight	9	88	9.8	20	0
Brees	21	84	4.0	18	0
Neal	18	40	2.2	7	1
Caldwell	5	39	7.8	14	0
L. Johnson	4	26	6.5	18	0
E. Parker	3	21	7.0	13	0
Boston	3	18	6.0	13	0
Chatman	8	17	2.1	6	0
Chargers	**417**	**2146**	**5.1**	**73t**	**16**
Opponents	518	2218	4.3	58	12

Receiving	No.	Yds.	Avg.	Long	TD
Tomlinson	100	725	7.3	73t	4
Boston	70	880	12.6	46t	7
Gates	24	389	16.2	48	2
E. Parker	18	244	13.6	33t	3
Peelle	16	133	8.3	24	1
Neal	16	62	3.9	11	0
Dwight	14	193	13.8	32	0
Osgood	13	278	21.4	57t	2
Caldwell	8	80	10.0	15	0
Gilliam	6	95	15.8	37	0
Norman	6	72	12.0	21t	1
Chatman	5	54	10.8	23	0
Brees	1	21	21.0	21t	1
Chargers	**297**	**3226**	**10.9**	**73t**	**21**
Opponents	322	3575	11.1	60t	36

Interceptions	No.	Yds.	Avg.	Long	TD
Jammer	4	6	1.5	6	0
Davis	2	48	24.0	41	0
Edwards	2	27	13.5	15	0
Kiel	2	15	7.5	15	0
Lassiter	1	38	38.0	38t	1
Cooper	1	25	25.0	25	0
Wilson	1	-2	-2.0	-2	0
Chargers	**13**	**157**	**12.1**	**41**	**1**
Opponents	19	196	10.3	32	1

Punting	No.	Yds.	Avg.	Net	TB	I-20	Lg.	B
Bennett	82	3436	41.9	36.2	3	28	56	0
Christie	1	20	20.0	20.0	0	1	20	0
Chargers	**83**	**3456**	**41.6**	**36.0**	**3**	**29**	**56**	**0**
Opponents	74	3162	42.7	36.4	4	16	73	0

Punt Returns	Ret.	FC	Yds.	Avg.	Lg.	TD
L Johnson	24	5	184	7.7	21	0
E. Parker	23	2	207	9.0	49	0
Dwight	2	2	0	0.0	2	0
Chargers	**49**	**9**	**391**	**8.0**	**49**	**0**
Opponents	38	20	409	10.8	80t	2

Kickoff Returns	Ret.	Yds.	Avg.	Long	TD
L. Johnson	50	1151	23.0	60	0
Dwight	22	488	22.2	32	0
Florence	4	47	11.8	24	0
Chatman	2	31	15.5	23	0
Pinnock	2	50	25.0	41	0
Carson TM	1	13	13.0	13	0
Neal	1	1	1.0	1	0
Peelle	1	14	14.0	14	0
Scott	1	9	9.0	9	0
Chargers	**84**	**1804**	**21.5**	**60**	**0**
Opponents	67	1437	21.4	85t	1

Field Goals	1-19	20-29	30-39	40-49	50+
Christie	1/1	6/6	3/3	3/7	2/3
Chargers	**1/1**	**6/6**	**3/3**	**3/7**	**2/3**
Opponents	0/0	5/6	5/6	12/13	1/1

Christie ( ) (19G,25G) (24G,50N) (32G) ( ) (44G,50G,43N,42G,32G) (51G) (46N) ( ) ( ) (48G,26G) (40B,48B,21G) ( ) (20G,26G) (31G) ( )

Defensive Tackles (solo-ast-total-pd-ff-fr): Edwards 124-38-162-9-1-0, Moreno 78-17-95-4-1-2, Wilson 63-19-82-8-3-0, Leber 64-11-75-1-1-0, Jammer 57-14-71-13-0-1, Kiel 52-7-59-4-0-0, Lassiter 51-8-59-1-1-0, Davis 45-13-58-10-0-0, Fisk 41-10-51-0-0-1, Wiley 38-13-51-4-2-1, Dingle 31-6-37-1-2-1, Williams 24-9-33-1-1-0, Leverette 17-6-23-0-0-0, Fox 18-4-22-2-0-0, Scott 14-4-18-1-0-0, Florence 16-0-16-2-0-0, Johnson 12-1-13-0-2-0, Cooper 5-3-8-1-0-0, Polk 5-1-6-0-0-0, Salave'a 2-3-5-1-0-0, House 3-0-3-4-0-0, Cody 2-1-3-0-0-0, Cesaire 1-2-3-0-0-0, Carson 2-0-2-1-0-0, Hand 2-0-2-0-0-0

Passing	Att.	Comp.	Yds.	Comp.%	Yds./Att.	TD	TD%	Int.	Int.%	Long	Sack/Lost	Rating
Brees	356	205	2108	.576	5.92	11	.031	15	.042	68t	21/178	67.5
Flutie	167	91	1097	.545	6.57	9	.054	4	.024	73t	8/27	82.8
Bennett	1	0	0	.000	0.00	0	.000	0	.000	0	0/0	39.6
Tomlinson	1	1	21	100.0	21.00	1	100.0	0	.000	21t	0/0	158.3
Chargers	**525**	**297**	**3226**	**.566**	**6.14**	**21**	**.040**	**19**	**.036**	**73t**	**29/205**	**73.1**
Opponents	524	322	3575	.615	6.82	36	.069	13	.025	60t	30/200	94.3

2002 FINAL STATISTICS

(8-8 Overall) Third AFC West - Marty Schottenheimer
Home (5-3); Away (3-5)

Date	W/L	Score	Opponent	Att.
09/08	W	34-6	at Cincinnati	53,705
09/15	W	24-3	Houston †	56,098
09/22	W	23-15	at Arizona	28,980
09/29	W	21-14	New England †	66,463
10/06	L	9-26	at Denver	75,065
10/13	W	35-34	Kansas City †	58,995
10/20	W	27-21 OT	at Oakland	60,974
11/03	L	13-44	New York Jets †	59,772
11/10	L	24-28	at St. Louis	66,093
11/17	W	20-17 OT	San Francisco †	67,161
11/24	L	3-30	at Miami	73,138
12/01	W	30-27 OT	Denver †	66,357
12/08	L	7-27	Oakland †	67,968
12/15	L	13-20	at Buffalo	61,838
12/22	L	22-24	at Kansas City	77,899
12/29	L	28-31 OT	Seattle †	52,159

Team Statistics	Chargers	Opponents
TOTAL FIRST DOWNS	313	326
Rushing	117	91
Passing	166	205
Penalty	30	30
Third Down: Made/Att.	78/210	83/218
Third Down Pct.	.371	.381
Fourth Down: Made/Att.	4/12	7/11
Fourth Down Pct.	.333	.636
TOTAL NET YARDS	5325	6034
Avg. Per Game	332.8	377.1
Total Plays	1028	1056
Avg. Per Play	5.2	5.7
NET YARDS RUSHING	2137	1739
Avg. Per Game	133.6	108.7
Total Rushes	466	410
NET YARDS PASSING	3188	4295
Avg. Per Game	199.3	268.4
Sacked/Yards Lost	24/180	39/23
Gross Yards	3368	4526
Attempts/Completions	538/324	607/375
Completion Pct.	.602	.618
Had Intercepted	16	17
PUNTS/AVERAGE	89/39.8	83/40.1
NET PUNTING AVG.	89/34.3	83/33.2
PENALTIES/YARDS	100/805	103/854
FUMBLES/BALL LOST	16/8	16/10
TOUCHDOWNS	40	43
Rushing	19	15
Passing	17	26
Returns	4	2
TIME OF POSSESSION	29:57	30:03

Score by Quarters	Q1	Q2	Q3	Q4	OT	PTS.
Chargers	**61**	**109**	**63**	**88**	**12**	**333**
Opponents	103	86	65	110	3	367

Scoring	TD	RU	PA	RT	PAT	FG	S	PTS.
Tomlinson	15	14	1	0	0/0	0/0	0	90
Christie	0	0	0	0	35/36	18/26	0	89
Conway	7	2	5	0	0/0	0/0	0	42
Caldwell	3	0	3	0	0/0	0/0	0	20
Dwight	3	1	2	0	0/0	0/0	0	18
McCrary	3	0	3	0	0/0	0/0	0	18
Edwards	2	0	0	2	0/0	0/0	0	12
Alexander	1	0	1	0	0/0	0/0	0	6
Brees	1	1	0	0	0/0	0/0	0	6
Fletcher	1	1	0	0	0/0	0/0	0	6
Johnson	1	0	0	1	0/0	0/0	0	6
McNeil	1	0	0	1	0/0	0/0	0	6
Norman	1	0	1	0	0/0	0/0	0	6
E. Parker	1	0	1	0	0/0	0/0	0	6
Chargers	**40**	**19**	**17**	**4**	**25/26**	**18/26**	**1**	**333**
Opponents	43	15	26	2	42/42	21/31	1	367

2-Pt. Conversions: Caldwell, **Chargers 1-3**, Opponents 1-1

Sacks: Johnson 6.5, Wiley 6.0, Leber 5.0, Dingle 4.0, Carson 3.5, Fisk 3.0, J. Williams 2.5, Harrison 2.0, Molden 2.0, Scott 2.0, Seau 1.5, Polk 1.0, **Chargers 39.0**, Opponents 24.0

Special Teams Tackles (solo-ast-total): Polk 13-0-13, Goodspeed 11-1-12, Moreno 8-3-11, Ruff 10-0-10, Peelle 7-0-7, Beckett 5-0-5, Chatman 4-0-4, Lyle 3-1-4, Cody 3-0-3, Leber 3-0-3, Sanchez 3-0-3, Jammer 2-1-3, Bennett 2-0-2, Caldwell 2-0-2, Christie 2-0-2, Fletcher 2-0-2, Jenkins 2-0-2, McCrary 2-0-2, Binn 1-1-2, Norman 1-1-2, Fox 1-0-1, Richey 1-0-1

Rushing	No.	Yds.	Avg.	Long	TD
Tomlinson	372	1683	4.5	76	14
Brees	38	130	3.4	15	1
Fletcher	26	128	4.9	15	1
Dwight	12	108	9.0	20	1
Conway	7	53	7.6	22	2
Chatman	6	19	3.2	11	0
Caldwell	2	9	4.5	6	0
Flutie	1	6	6.0	6	0
McCrary	2	1	0.5	2	0
Chargers	**466**	**2137**	**4.6**	**76**	**19**
Opponents	410	1739	4.2	61t	15

Receiving	No.	Yds.	Avg.	Long	TD
Tomlinson	79	489	6.2	30	1
Conway	57	852	14.9	52t	5
Dwight	50	623	12.5	42	2
Alexander	45	510	11.3	32	1
Caldwell	22	208	9.5	26	3
McCrary	22	96	4.4	25	3
E. Parker	17	268	15.8	31t	1
Norman	16	201	12.6	29	1
Fletcher	10	62	6.2	13	0
Chatman	3	44	14.7	25	0
Peelle	3	15	5.0	10	0
Chargers	**324**	**3368**	**10.4**	**52t**	**17**
Opponents	375	4526	12.1	99t	26

Interceptions	No.	Yds.	Avg.	Long	TD
Edwards	5	95	19.0	46	1
Molden	3	9	3.0	8	0
Lyle	2	26	13.0	26	0
Harrison	2	2	1.0	2	0
Wiley	1	40	40.0	40	0
Fox	1	25	25.0	25	0
Seau	1	25	25.0	25	0
McNeil	1	16	16.0	16	0
Moreno	1	8	8.0	8	0
Chargers	**17**	**246**	**14.5**	**46**	**1**
Opponents	16	204	12.8	45	1

Punting	No.	Yds.	Avg.	Net	TB	I-20	Lg.	B
Bennett	87	3540	40.7	34.3	6	31	63	2
Chargers	**89**	**3540**	**39.8**	**34.3**	**6**	**31**	**63**	**2**
Opponents	83	3332	40.1	33.2	13	16	61	1

Punt Returns	Ret.	FC	Yds.	Avg.	Lg.	TD
Dwight	19	11	231	12.2	37	0
Vanover	16	4	86	5.4	16	0
Caldwell	2	0	-2	-1.0	0	0
Chargers	**37**	**15**	**315**	**8.5**	**37**	**0**
Opponents	36	28	369	10.3	52t	1

Kickoff Returns	Ret.	Yds.	Avg.	Long	TD
Jenkins	40	925	23.1	56	0
Vanover	14	323	23.1	39	0
Caldwell	9	220	24.4	39	0
Dwight	8	166	20.8	26	0
Carson	1	14	14.0	14	0
Fletcher	1	22	22.0	22	0
Chargers	**73**	**1670**	**22.9**	**56**	**0**
Opponents	53	1059	20.0	65	0

Field Goals	1-19	20-29	30-39	40-49	50+
Christie	0/0	8/8	5/6	4/9	1/3
Chargers	**0/0**	**8/8**	**5/6**	**4/9**	**1/3**
Opponents	0/0	9/10	6/6	3/9	3/6

Christie (28G,27G) (36G) (50N) (50B) (24G) ( ) ( ) ( ) (41G) (44B,36G,40G) (38G,42N) (42N,20G,40G,49N,38B,27G) ( ) (39G,44N,53G) (30G,49G,24G) (26G,29G)

Defensive Tackles (solo-ast-total-pd-ff-fr): Edwards 100-29-129-11-0-1, Harrison 69-19-88-8-2-0, Seau 60-24-84-7-1-0, McNeil 72-7-79-12-0-4, Molden 68-11-79-9-2-2, Jammer 56-8-64-10-0-0, Leber 40-9-49-1-3-0, Johnson 31-9-40-1-0-1, Fisk 28-10-38-0-0-0, Wiley 31-5-36-5-1-0, Beckett 32-2-34-2-1-0, Moreno 28-4-32-1-0-0, Carson 22-9-31-3-0-1, Lyle 23-4-27-2-1-0, Dingle 24-1-25-0-0-1, Williams 20-4-24-2-1-0, Fox 17-6-23-3-0-0, Scott 8-0-8-2-1-0, Ruff 4-0-4-0-0-0, Sanchez 4-0-4-0-0-0, Cody 3-1-4-0-0-0, Polk 3-1-4-0-0-0, Wilson 3-0-3-0-0-0, Binn 0-1-1-0-0-0

Passing	Att.	Comp.	Yds.	Comp.%	Yds./Att.	TD	TD%	Int.	Int.%	Long	Sack/Lost	Rating
Brees	526	320	3284	.608	6.24	17	.032	16	.030	52t	24/180	76.9
Flutie	11	3	64	.273	5.82	0	.000	0	.000	47	0/0	51.3
Caldwell	1	1	20	1.000	20.00	0	.000	0	.000	20	0/0	118.8
Chargers	**538**	**324**	**3368**	**.602**	**6.26**	**17**	**.032**	**16**	**.030**	**52t**	**24/180**	**76.5**
Opponents	607	375	4526	.618	7.46	26	.043	17	.028	99t	39/231	87.2

2001 FINAL STATISTICS

(5-11 Overall) Fifth AFC West - Mike Riley
Home (4-4); Away (1-7)

Date	W/L	Score	Opponent	Att.
09/09	W	30-3	Washington †	60,629
09/23	W	33-21	at Dallas	63,430
09/30	W	28-14	Cincinnati †	56,048
10/07	L	16-20	at Cleveland	73,018
10/14	L	26-29 OT	at New England	60,292
10/21	W	27-10	Denver †	67,521
10/28	W	27-24	Buffalo †	63,698
11/04	L	20-25	Kansas City †	58,789
11/11	L	16-26	at Denver	74,951
11/18	L	24-34	at Oakland	61,960
11/25	L	17-20	Arizona †	49,398
12/02	L	10-13 OT	at Seattle	55,466
12/09	L	14-24	at Philadelphia	65,438
12/15	L	6-13	Oakland †	67,349
12/23	L	17-20	at Kansas City	76,131
12/30	L	22-25	Seattle †	51,412

Team Statistics	Chargers	Opponents
TOTAL FIRST DOWNS	290	290
Rushing	92	99
Passing	177	166
Penalty	21	25
Third Down: Made/Att.	79/221	84/224
Third Down Pct.	.357	.375
Fourth Down: Made/Att.	3/4	7/12
Fourth Down Pct.	.750	.583
TOTAL NET YARDS	5200	4904
Avg. Per Game	325.0	306.5
Total Plays	1010	1025
Avg. Per Play	5.1	4.8
NET YARDS RUSHING	1695	1504
Avg. Per Game	105.9	94.0
Total Rushes	435	449
NET YARDS PASSING	3505	3400
Avg. Per Game	219.1	212.5
Sacked/Yards Lost	27/180	41/218
Gross Yards	3685	3618
Attempts/Completions	548/309	535/317
Completion Pct.	.564	.593
Had Intercepted	18	19
PUNTS/AVERAGE	78/42.4	90/42.1
NET PUNTING AVG.	36.9	36.8
PENALTIES/YARDS	97/777	79/632
FUMBLES/BALL LOST	26/11	33/12
TOUCHDOWNS	35	35
Rushing	13	10
Passing	16	24
Returns	6	1
TIME OF POSSESSION	30:15	29:45

Score by Quarters	Q1	Q2	Q3	Q4	OT	PTS.
Chargers	**81**	**51**	**81**	**119**	**0**	**332**
Opponents	60	109	46	100	6	321

Scoring	TD	RU	PA	RT	PAT	FG	S	PTS.
Richey	0	0	0	0	26/26	21/32	0	89
Tomlinson	10	10	0	0	0/0	0/0	0	60
Conway	7	1	6	0	0/0	0/0	0	42
Christie TM	0	0	0	0	6/6	9/11	0	33
J. Graham	5	0	5	0	0/0	0/0	0	30
F. Jones	4	0	4	0	0/0	0/0	0	24
Dwight	2	1	0	1	0/0	0/0	0	12
Jenkins	2	0	0	2	0/0	0/0	0	12
Flutie	1	1	0	0	0/0	0/0	0	6
Harris	1	0	0	1	0/0	0/0	0	6
Heiden	1	0	1	0	0/0	0/0	0	6
Johnson	1	0	0	1	0/0	0/0	0	6
Perry	1	0	0	1	0/0	0/0	0	6
Chargers	**35**	**13**	**16**	**6**	**32/32**	**30/43**	**0**	**332**
Opponents	35	10	24	1	31/33	26/35	0	321

2-Pt. Conversions: Chargers 0-3, Opponents 1-2

Sacks: Wiley 13.0, Johnson 9.5, R. Harrison 3.5, Carson 3.0, Dixon 2.0, Parrella 2.0, Dingle 1.0, Fontenot 1.0, L. Harrison 1.0, Moreno 1.0, Rogers 1.0, Ruff 1.0, Seau 1.0, Tanuvasa 1.0, **Chargers 41.0**, Opponents 27.0

Special Teams Tackles (solo-ast-total): Humphrey 9-5-14, Harris 10-2-12, Carswell 10-0-10, Jenkins 10-0-10, Moreno 9-1-10, Beckett 6-0-6, Sanchez 5-0-5, McCrary 4-1-5, Rogers 4-1-5, Cody 4-0-4, Holecek 4-0-4, Polk 4-0-4, Perry 1-3-4, Binn 3-0-3, Ruff 3-0-3, Richey 2-1-3, L. Harrison 2-0-2, Heiden 2-0-2, Fletcher 1-0-1

Rushing	No.	Yds.	Avg.	Long	TD
Tomlinson	339	1236	3.6	54	10
Flutie	53	192	3.6	16	1
Conway	7	116	16.6	67t	1
Fletcher	29	107	3.7	16	0
Dwight	2	24	12.0	16t	1
Brees	2	18	9.0	13	0
McCrary	2	3	1.5	2	0
Jenkins	1	-1	-1.0	-1	0
Chargers	**435**	**1695**	**3.9**	**67t**	**13**
Opponents	449	1504	3.3	26	10

Receiving	No.	Yds.	Avg.	Long	TD
Conway	71	1125	15.8	72t	6
Tomlinson	59	367	6.2	27	0
J. Graham	52	811	15.6	61t	5
F. Jones	35	388	11.1	34	4
Dwight	25	406	16.2	78	0
Fletcher	23	184	8.0	27	0
Gaylor	14	217	15.5	31	0
McCrary	13	71	5.5	12	0
Heiden	8	55	6.9	16	1
R. Jones TM	5	29	5.8	11	0
Batteaux	3	25	8.3	17	0
Harris	1	7	7.0	7	0
Chargers	**309**	**3685**	**11.9**	**78**	**16**
Opponents	317	3618	11.4	80t	24

Interceptions	No.	Yds.	Avg.	Long	TD
McNeil	8	55	6.9	33	0
R. Harrison	2	51	25.5	22	0
Perry	2	37	18.5	37t	1
Cody	2	3	1.5	3	0
Beckett	1	8	8.0	8	0
Dixon	1	6	6.0	6	0
Seau	1	2	2.0	2	0
Fontenot	1	0	0.0	0	0
Molden	1	0	0.0	0	0
Chargers	**19**	**162**	**8.5**	**37t**	**1**
Opponents	18	135	7.5	41	0

Punting	No.	Yds.	Avg.	Net	TB	I-20	Lg.	B
Bennett	78	3308	42.4	36.9	4	25	62	0
Chargers	**78**	**3308**	**42.4**	**36.9**	**4**	**25**	**62**	**0**
Opponents	90	3789	42.1	36.8	3	25	63	0

Punt Returns	Ret.	FC	Yds.	Avg.	Lg.	TD
Dwight	24	12	271	11.3	84t	1
Milburn TM	17	4	139	8.2	19	0
R. Jones TM	3	0	5	1.7	5	0
Chargers	**44**	**16**	**415**	**9.4**	**84t**	**1**
Opponents	32	15	346	10.8	40	0

Kickoff Returns	Ret.	Yds.	Avg.	Long	TD
Jenkins	58	1541	26.6	93t	2
R. Jones TM	4	126	31.5	74	0
Carson	1	10	10.0	10	0
Fletcher	1	11	11.0	11	0
Harris	1	19	19.0	19	0
Whitman	1	9	9.0	9	0
Chargers	**66**	**1716**	**26.0**	**93t**	**2**
Opponents	64	1671	26.1	70	0

Field Goals	1-19	20-29	30-39	40-49	50+
Richey	0/0	13/15	4/7	3/7	1/3
Christie TM	0/0	4/4	3/5	2/2	0/0
Chargers	**0/0**	**17/19**	**7/12**	**5/9**	**1/3**
Opponents	1/1	11/11	6/6	7/16	1/1

Richey (21G,48G,32G) (22G,24G,23G,41N,43G) (38N) (22G,21G,38G) (21G,36N,27G,59N) (21G,51G) (37G,25G,36N,41N) (43N,48G,35G) (29G) (26G) (25N,26G,27N) (53N) ( ) ( ) (46N) ( )
Christie ( ) ( ) ( ) ( ) ( ) ( ) ( ) ( ) ( ) ( ) ( ) (26G) (34N,37N) (29G,31G) (27G) (32G,25G,40G, 41G,36G)

Defensive Tackles (solo-ast-total-pd-ff-fr): R. Harrison 91-17-108-13-2-1, Seau 84-12-96-6-2-1, Beckett 72-21-93-5-1-1, McNeil 65-12-77-16-1-0, Ruff 59-15-74-4-0-1, Parrella 61-6-67-1-0-1, Dixon 48-14-62-3-0-0, Cody 53-6-59-5-0-0, Wiley 38-9-47-2-5-0, Johnson 28-10-38-1-2-2, Carson 24-9-33-3-0-2, Perry 20-4-24-5-1-1, Molden 18-1-19-5-0-0, L. Harrison 15-2-17-1-0-0, Sanchez 14-0-14-1-0-0, Dingle 10-1-11-1-0-0, Holecek 8-1-9-0-0-0, Mohring 5-3-8-1-0-0, Carswell 4-3-7-0-0-0, Fontenot 4-3-7-1-0-0, Moreno 5-1-6-0-1-0, Rogers 3-1-4-0-0-0, Williams 2-0-2-0-0-1, Turner 1-1-2-0-0-0, Harris 1-0-1-0-1-1, Tanuvasa 1-0-1-0-0-0, Richey 0-1-1-0-0-0

Passing	Att.	Comp.	Yds.	Comp.%	Yds./Att.	TD	TD%	Int.	Int.%	Long	Sack/Lost	Rating
Flutie	521	294	3464	.564	6.65	15	.029	18	.035	78	25/168	72.0
Brees	27	15	221	.556	8.19	1	.037	0	.000	40	2/12	94.8
Chargers	**548**	**309**	**3685**	**.564**	**6.72**	**16**	**.029**	**18**	**.033**	**78**	**27/180**	**73.1**
Opponents	535	317	3618	.593	6.76	24	.045	19	.036	80t	41/218	79.8

2000 FINAL STATISTICS

(1-15 Overall) Fifth AFC West - Mike Riley
Home (1-7); Away (0-8)

Date	W/L	Score	Opponent	Att.
09/03	L	6-9	at Oakland	56,373
09/10	L	27-28	New Orleans †	51,300
09/17	L	10-42	at Kansas City	77,604
09/24	L	12-20	Seattle †	47,233
10/01	L	31-57	at St. Louis	66,010
10/08	L	7-21	Denver †	56,079
10/15	L	24-27 OT	at Buffalo	72,351
10/29	L	13-15	Oakland †	66,659
11/05	L	15-17	at Seattle	59,884
11/12	L	7-17	Miami †	56,896
11/19	L	37-38	at Denver	75,218
11/26	W	17-16	Kansas City †	47,228
12/03	L	17-45	San Francisco †	57,255
12/10	L	3-24	at Baltimore	68,805
12/17	L	22-30	at Carolina	72,159
12/24	L	21-34	Pittsburgh †	50,809

Team Statistics	Chargers	Opponents
TOTAL FIRST DOWNS	251	312
Rushing	63	76
Passing	156	195
Penalty	32	41
Third Down: Made/Att.	72/219	91/242
Third Down Pct.	.329	.376
Fourth Down: Made/Att.	3/14	5/9
Fourth Down Pct.	.214	.556
TOTAL NET YARDS	4300	4959
Avg. Per Game	268.8	309.9
Total Plays	982	1061
Avg. Per Play	4.4	4.7
NET YARDS RUSHING	1062	1422
Avg. Per Game	66.4	88.9
Total Rushes	351	470
NET YARDS PASSING	3238	3537
Avg. Per Game	202.4	221.1
Sacked/Yards Lost	53/302	39/249
Gross Yards	3540	3786
Attempts/Completions	578/311	552/326
Completion Pct.	.539	.591
Had Intercepted	30	16
PUNTS/AVERAGE	92/46.2	91/41.5
NET PUNTING AVG.	36.2	36.4
PENALTIES/YARDS	121/1036	106/851
FUMBLES/BALL LOST	38/20	17/6
TOUCHDOWNS	31	50
Rushing	7	10
Passing	19	33
Returns	5	7
TIME OF POSSESSION	28:08	31:52

Score by Quarters	Q1	Q2	Q3	Q4	OT	PTS.
Chargers	**58**	**99**	**60**	**52**	**0**	**269**
Opponents	77	128	110	122	3	440

Scoring	TD	RU	PA	RT	PAT	FG	S	PTS
Carney	0	0	0	0	27/27	18/25	0	81
Conway	5	0	5	0	0/0	0/0	0	30
F. Jones	5	0	5	0	0/0	0/0	0	30
Fletcher	4	3	1	0	0/0	0/0	0	24
J. Graham	4	0	4	0	0/0	0/0	0	24
Chancey	2	2	0	0	0/0	0/0	0	12
Fazande	2	2	0	0	0/0	0/0	0	12
McCrary	2	0	2	0	0/0	0/0	0	12
Dixon	1	0	0	1	0/0	0/0	0	6
Dumas	1	0	0	1	0/0	0/0	0	6
Gaylor	1	0	1	0	0/0	0/0	0	6
Harrison	1	0	0	1	0/0	0/0	0	6
Heiden	1	0	1	0	0/0	0/0	0	6
R. Jenkins	1	0	0	1	0/0	0/0	0	6
Turner	1	0	0	1	0/0	0/0	0	6
Fontenot	0	0	0	0	0/0	0/0	1	2
Chargers	**31**	**7**	**19**	**5**	**27/27**	**18/25**	**1**	**269**
Opponents	50	10	33	7	46/46	30/34	1	440

2-Pt. Conversions: Chargers 0-4, Opponents 1-4

Sacks: Parrella 7.0, Harrison 6.0, Mickell 6.0, Dixon 5.0, Fontenot 4.0, Seau 3.5, Dingle 2.5, Beckett 1.0, Dumas 1.0, Lewis 1.0, Rusk 1.0, Williams 1.0, **Chargers 39.0**, Opponents 53.0

Special Teams Tackles (solo-ast-total): Tovar 11-1-12, McCrary 11-0-11, Beckett 10-0-10, Turner 9-0-9, Taylor 8-1-9, Rusk 8-0-8, Heiden 7-0-7, Humphrey 6-1-7, Bynum 5-0-5, Darden 5-0-5, Davis 4-0-4, Reeves 3-1-4, Binn 3-0-3, Fletcher 3-0-3, R. Jenkins 3-0-3, Ruff 3-0-3, Denton 2-1-3, Bennett 1-0-1, Brown 1-0-1, Hatcher 1-0-1, Jackson 1-0-1

Rushing	No.	Yds.	Avg.	Long	TD
Fletcher	116	384	3.3	21	3
Fazande	119	368	3.1	26	2
Chancey	42	141	3.4	14	2
Leaf	28	54	1.9	14	0
Conway	3	31	10.3	13	0
Bynum	7	26	3.7	9	0
Harbaugh	16	24	1.5	7	0
Moreno	5	20	4.0	13	0
McCrary	7	8	1.1	4	0
R. Jenkins	8	6	0.8	4	0
Chargers	**351**	**1062**	**3.0**	**26**	**7**
Opponents	470	1422	3.0	49	10

Receiving	No.	Yds.	Avg.	Long	TD
F. Jones	71	766	1.8	44	5
J. Graham	55	907	16.5	83t	4
Conway	53	712	13.4	68t	5
Fletcher	48	355	7.4	26	1
R. Jones	22	253	11.5	34	0
McCrary	18	141	7.8	19	2
Fazande	16	104	6.5	17	0
Gaylor	13	182	14.0	62t	1
Heiden	6	32	5.3	10	1
Ricks TM	3	35	11.7	23	0
Bynum	2	13	6.5	7	0
Jacquet	1	25	25.0	25	0
Davis	1	8	8.0	8	0
Chancey	1	6	6.0	6	0
R. Jenkins	1	1	1.0	1	0
Chargers	**311**	**3540**	**11.4**	**83t**	**19**
Opponents	326	3786	11.6	68t	33

Interceptions	No.	Yds.	Avg.	Long	TD
Harrison	6	97	16.2	63t	1
Seau	2	2	1.0	2	0
Turner	1	75	75.0	75t	1
Dumas	1	56	56.0	56t	1
Dixon	1	36	36.0	36t	1
Ruff	1	18	18.0	18	0
D. Jenkins	1	16	16.0	16	0
Beckett	1	7	7.0	7	0
Lewis	1	6	6.0	3	0
Brown	1	0	0.0	0	0
Chargers	**16**	**313**	**19.6**	**75t**	**4**
Opponents	30	515	17.2	69t	3

Punting	No.	Yds.	Avg.	Net	TB	I-20	Lg.	B
Bennett	92	4248	46.2	36.2	10	23	66	0
Chargers	**92**	**4248**	**46.2**	**36.2**	**10**	**23**	**66**	**0**
Opponents	91	3780	41.5	36.4	10	32	68	1

Punt Returns	Ret.	FC	Yds.	Avg.	Lg.	TD
Jacquet TM	30	8	211	7.0	35	0
R. Jones	9	3	53	5.9	17	0
J. Graham	3	6	7	2.3	7	0
Dumas	1	0	1	1.0	1	0
D. Jenkins	1	0	0	0.0	0	0
Chargers	**44**	**17**	**272**	**6.2**	**35**	**0**
Opponents	51	10	722	14.2	64t	1

Kickoff Returns	Ret.	Yds.	Avg.	Long	TD
R. Jenkins	67	1531	22.9	93t	1
Bynum	13	242	18.6	39	0
D. Graham	1	0	0.0	0	0
Jacox	1	8	8.0	8	0
R. Jones	1	11	11.0	11	0
Chargers	**83**	**1792**	**21.6**	**93t**	**1**
Opponents	61	1471	24.1	98t	1

Field Goals	1-19	20-29	30-39	40-49	50+
Carney	1/1	3/3	5/7	7/10	2/4
Chargers	**1/1**	**3/3**	**5/7**	**7/10**	**2/4**
Opponents	1/1	13/13	10/11	4/7	2/2

Carney ( ) (42G,49G) (54G,51N) (41G,28G,24G,45G) (37G,49N) (34N) (36G) (40B) (51N,19G,41G,28G) (43N) (41G,31G,33G) (52G) (34G) (47G) (37B) ( )

Defensive Tackles (solo-ast-total-pd-ff-fr): Harrison 101-26-127-17-1-0, Seau 103-19-122-11-1-0, Dumas 64-11-75-6-0-0, Ruff 54-14-68-5-0-1, Parrella 54-11-65-6-1-0, Dixon 53-9-62-6-0-1, D. Jenkins 50-5-55-5-0-0, Williams 46-7-53-1-1-0, Beckett 28-11-39-2-0-0, Brown 28-7-35-10-0-0, Mickell 34-1-35-1-2-0, Lewis 28-2-30-4-1-1, Fontenot 21-4-25-1-1-0, Dingle 15-1-16-2-0-0, Darden 13-2-15-0-0-0, Mohring 9-2-11-0-0-0, Jackson 9-0-9-0-0-0, Turner 8-0-8-1-0-0, Tovar 5-2-7-0-0-0, Smith 5-1-6-1-0-0, Rusk 5-0-5-0-0-0, Denton 3-0-3-1-0-0, Hatcher 3-0-3-0-0-0, Taylor 3-0-3-0-0-0, Carson 2-0-2-0-0-0, Simpson 2-0-2-0-0-1, Harvey 1-0-1-0-0-0, Humphrey 1-0-1-0-0-0

Passing	Att.	Comp.	Yds.	Comp.%	Yds./Att.	TD	TD%	Int.	Int.%	Long	Sack/Lost	Rating
Leaf	322	161	1883	.500	5.85	11	.034	18	.056	83t	31/155	56.2
Harbaugh	202	123	1416	.609	7.01	8	.040	10	.050	62t	14/96	74.6
Moreno	53	27	241	.509	4.55	0	.000	2	.038	26	8/51	47.8
Chancey	1	0	0	.000	0.00	0	.000	0	.000	0	0/0	39.6
Chargers	**578**	**311**	**3540**	**.538**	**6.12**	**19**	**.033**	**30**	**.052**	**83t**	**53/302**	**61.8**
Opponents	552	326	3786	.591	6.86	33	.060	16	.029	68t	39/249	87.7

1999 FINAL STATISTICS

(8-8 Overall) Third AFC West - Mike Riley
Home (4-4); Away (4-4)

Date	W/L	Score	Opponent	Att.
09/19	W	34-7	at Cincinnati	47,660
09/26	L	19-27	Indianapolis †	56,942
10/03	W	21-14	Kansas City †	58,099
10/10	W	20-10	at Detroit	61,481
10/17	W	13-10	Seattle †	59,432
10/24	L	3-31	Green Bay †	68,274
10/31	L	0-34	at Kansas City	78,473
11/07	L	17-33	Denver †	61,204
11/14	L	9-28	at Oakland	43,353
11/21	L	20-23 OT	Chicago †	56,055
11/28	L	27-35	at Minnesota	64,232
12/05	W	23-10	Cleveland †	53,147
12/12	W	19-16	at Seattle	66,318
12/19	L	9-12	at Miami	73,765
12/26	W	23-20	Oakland †	63,846
01/02	W	12-6	at Denver	69,278

Team Statistics	Chargers	Opponents
TOTAL FIRST DOWNS	262	279
Rushing	69	77
Passing	171	181
Penalty	22	21
Third Down: Made/Att.	89/242	84/229
Third Down Pct.	.368	.367
Fourth Down: Made/Att.	6/14	6/11
Fourth Down Pct.	.429	.545
TOTAL NET YARDS	4589	4905
Avg. Per Game	286.8	306.6
Total Plays	1039	1022
Avg. Per Play	4.4	4.8
NET YARDS RUSHING	1246	1321
Avg. Per Game	77.9	82.6
Total Rushes	410	432
NET YARDS PASSING	3343	3584
Avg. Per Game	208.9	224.0
Sacked/Yards Lost	46/284	41/263
Gross Yards	3627	3847
Attempts/Completions	583/332	549/315
Completion Pct.	.569	.574
Had Intercepted	24	15
PUNTS/AVERAGE	89/43.9	85/40.5
NET PUNTING AVG.	38.7	35.2
PENALTIES/YARDS	104/823	117/909
FUMBLES/BALL LOST	29/11	30/12
TOUCHDOWNS	25	34
Rushing	10	8
Passing	12	24
Returns	3	2
TIME OF POSSESSION	30:00	30:00

Score by Quarters	Q1	Q2	Q3	Q4	OT	PTS.
Chargers	**40**	**112**	**46**	**71**	**0**	**269**
Opponents	91	80	93	49	3	316

Scoring	TD	RU	PA	RT	PAT	FG	S	PTS.
Carney	0	0	0	0	22/23	31/36	0	115
Means	5	4	1	0	0/0	0/0	0	30
Stephens	4	3	1	0	0/0	0/0	0	24
Bynum	3	1	2	0	0/0	0/0	0	18
Fazande	2	2	0	0	0/0	0/0	0	12
J. Graham	2	0	2	0	0/0	0/0	0	12
F. Jones	2	0	2	0	0/0	0/0	0	12
Lewis	2	0	0	2	0/0	0/0	0	12
Davis	1	0	1	0	0/0	0/0	0	6
Dixon	1	0	0	1	0/0	0/0	0	6
C. Jones	1	0	1	0	0/0	0/0	0	6
McCrary	1	0	1	0	0/0	0/0	0	6
Penn	1	0	1	0	0/0	0/0	0	6
Ricks	0	0	0	0	0/0	0/0	0	2
Chargers	**25**	**10**	**12**	**3**	**22/23**	**31/36**	**1**	**269**
Opponents	34	8	24	2	34/34	26/38	0	316

2-Pt. Conversions: Ricks, **Chargers 1-2**, Opponents 0-0

Sacks: Johnson 10.5, Parrella 5.5, Fontenot 5.0, Dixon 4.0, Hand 4.0, Seau 3.5, Dumas 2.0, Mohring 2.0, Bush 1.0, Harrison 1.0, Simien 1.0, Williams 1.0, Harden 0.5, **Chargers 41.0**, Opponents 46.0

Special Teams Tackles (solo-ast-total): McCrary 15-0-15, Rusk 13-0-13, Ruff 11-1-12, Hamilton 8-2-10, Turner 9-0-9, Davis 6-3-9, Bynum 7-0-7, Reeves 5-1-6, Dixon 4-0-4, Stephens 4-0-4, Shaw 3-1-4, Perry 3-0-3, Binn 2-0-2, Carney 2-0-2, Fletcher 2-0-2, Heiden 2-0-2, Reed 2-0-2, Jackson 1-1-2, Bennett 1-0-1, Brown 1-0-1, Harrison 1-0-1, Penn 1-0-1, Simien 1-0-1, Spencer 1-0-1

Rushing	No.	Yds.	Avg.	Long	TD
Fazande	91	365	4.0	54	2
Bynum	92	287	3.1	25	1
Means	112	277	2.5	15	4
Fletcher	48	126	2.6	16	0
Harbaugh	34	126	3.7	16	0
Stephens	24	61	2.5	9	3
Ricks	2	11	5.5	7	0
Kramer	5	1	0.2	3	0
Bennett	1	0	0.0	0	0
C. Jones	1	-8	-8.0	-8	0
Chargers	**410**	**1246**	**3.0**	**54**	**10**
Opponents	432	1321	3.1	26	8

Receiving	No.	Yds.	Avg.	Long	TD
J. Graham	57	968	17.0	54	2
F. Jones	56	670	12.0	36	2
Fletcher	45	360	8.0	25	0
Ricks	40	429	10.7	50	0
McCrary	37	201	5.4	38	1
Stephens	18	133	7.4	22	1
Penn	17	257	15.1	43	1
Bynum	16	209	13.1	80t	2
Davis	12	137	11.4	46	1
C. Jones	10	90	9.0	44t	1
Means	9	51	5.7	12t	1
Still TM	8	96	12.0	28	0
Pupunu	4	17	4.3	11	0
Seau	2	8	4.0	6	0
Reed	1	1	1.0	1	0
Chargers	**332**	**3627**	**10.9**	**80t**	**12**
Opponents	315	3847	12.2	81t	24

Interceptions	No.	Yds.	Avg.	Long	TD
Lewis	4	9	2.3	5	0
Spencer	4	1	0.3	1	0
Dumas	2	92	46.0	68	0
Dimry	2	1	0.5	1	0
Seau	1	16	16.0	16	0
Simien	1	4	4.0	4	0
Harrison	1	0	0.0	0	0
Chargers	**15**	**123**	**8.2**	**68**	**0**
Opponents	24	196	8.2	38	1

Punting	No.	Yds.	Avg.	Net	TB	I-20	Lg.	B
Bennett	89	3910	43.9	38.7	6	32	60	0
Chargers	**89**	**3910**	**43.9**	**38.7**	**6**	**32**	**60**	**0**
Opponents	85	3439	40.5	35.2	8	22	64	2

Punt Returns	Ret.	FC	Yds.	Avg.	Lg.	TD
Penn	21	19	148	7.0	18	0
C. Jones	9	6	93	10.3	33	0
Reed	3	0	49	16.3	21	0
Turner	1	0	0	0.0	0	0
Chargers	**34**	**25**	**290**	**8.5**	**33**	**0**
Opponents	41	21	343	8.4	28	0

Kickoff Returns	Ret.	Yds.	Avg.	Long	TD
Bynum	37	781	21.1	37	0
Stephens	18	335	18.6	28	0
Fletcher	7	112	16.0	22	0
Reed	5	72	14.4	21	0
McCrary	1	4	4.0	4	0
Still	1	0	0.0	0	0
Chargers	**69**	**1312**	**19.0**	**37**	**0**
Opponents	67	1550	23.1	49	0

Field Goals	1-19	20-29	30-39	40-49	50+
Carney	2/2	13/13	6/8	9/12	1/1
Chargers	**2/2**	**13/13**	**6/8**	**9/12**	**1/1**
Opponents	0/0	7/7	9/13	7/12	3/6

Carney (27G,23G,21G,42G) (50G) () (33G,24G,47N) (42N,28G,41G) (28G) () (46G) (39G) (28G,38B,28G) (40G,40G) (44G,19G,30G) (33G,42G,28G,41G) (23G,22G,31G,36N) (48G,19G,37G) (25G,28G,46N)

Defensive Tackles (solo-ast-total-pd-ff-fr): Seau 75-24-99-9-1-1, Dumas 60-21-81-7-0-0, Hand 41-14-55-3-0-0, Parrella 44-9-53-0-3-0, Jackson 42-9-51-5-0-1, Spencer 40-8-48-16-0-0, Bush 40-4-44-2-0-1, Lewis 36-5-41-12-0-2, Johnson 33-8-41-0-5-1, Harrison 30-11-41-8-1-0, Hill 26-13-39-0-1-0, Fontenot 26-8-34-0-0-1, Dimry 32-1-33-7-0-0, Dixon 25-8-33-3-1-1, Brown 29-2-31-2-1-0, Perry 21-5-26-0-0-1, Williams 22-4-26-2-0-0, Shaw 21-3-24-3-0-0, Mohring 13-1-14-0-0-0, Simien 7-1-8-1-0-1, Turner 6-2-8-0-0-0, Hamilton 5-3-8-1-0-0, Ruff 5-2-7-1-0-0, Mims 5-1-6-0-0-0, Rusk 4-1-5-1-0-0, Harden 0-1-1-0-0-0

Passing	Att.	Comp.	Yds.	Comp.%	Yds./Att.	TD	TD%	Int.	Int.%	Long	Sack/Lost	Rating
Harbaugh	434	249	2761	.574	6.36	10	.023	14	.032	80t	37/208	70.6
Kramer	141	78	788	.553	5.59	2	.014	10	.071	41	7/62	46.6
Moreno	7	5	78	.714	11.14	0	.000	0	.000	45	1/3	108.0
Ricks	1	0	0	.000	0.00	0	.000	0	.000	0	0/0	39.6
Reed	0	0	0	.000	0.00	0	.000	0	.000	0	1/11	0.0
Chargers	**583**	**332**	**3627**	**.569**	**6.22**	**12**	**.021**	**24**	**.041**	**80t**	**46/284**	**65.2**
Opponents	549	315	3847	.574	7.01	24	.044	15	.027	81t	41/263	82.3

1998 FINAL STATISTICS

(5-11 Overall) Fifth AFC West - Kevin Gilbride (2-4);
Home (4-4); Away (1-7) — June Jones (3-7)

Date	W/L	Score	Opponent	Att.
09/06	W	16-14	Buffalo †	64,037
09/13	W	13-7	at Tennessee	41,089
09/20	L	7-23	at Kansas City	73,730
09/27	L	16-34	New York Giants	55,672
10/04	L	12-17	at Indianapolis	51,988
10/11	L	6-7	at Oakland	42,467
10/18	W	13-10	Philadelphia †	56,967
10/25	L	20-27	Seattle †	58,512
11/08	L	10-27	at Denver	74,925
11/15	W	14-13	Baltimore †	54,388
11/22	W	38-37	Kansas City †	59,894
11/29	L	16-31	Denver †	66,532
12/06	L	20-24	at Washington	65,713
12/13	L	17-38	at Seattle	62,690
12/20	L	10-17	Oakland †	60,716
12/27	L	13-16	at Arizona	71,670

Team Statistics	Chargers	Opponents
TOTAL FIRST DOWNS	272	256
Rushing	95	72
Passing	146	149
Penalty	31	35
Third Down: Made/Att.	78/237	68/227
Third Down Pct.	.329	.300
Fourth Down: Made/Att.	8/17	6/13
Fourth Down Pct.	.471	.462
TOTAL NET YARDS	4592	4208
Avg. Per Game	287.0	263.0
Total Plays	1063	991
Avg. Per Play	4.3	4.2
NET YARDS RUSHING	1728	1140
Avg. Per Game	108.0	71.3
Total Rushes	460	422
NET YARDS PASSING	2864	3068
Avg. Per Game	179.0	191.8
Sacked/Yards Lost	37/251	39/246
Gross Yards	3115	3314
Attempts/Completions	566/261	530/271
Completion Pct.	.461	.511
Had Intercepted	34	20
PUNTS/AVERAGE	95/43.9	103/44.1
NET PUNTING AVG.	36.8	36.0
PENALTIES/YARDS	137/1229	120/1005
FUMBLES/BALL LOST	33/17	21/7
TOUCHDOWNS	23	38
Rushing	11	12
Passing	11	21
Returns	1	5
TIME OF POSSESSION	31:17	28:44

Score by Quarters	Q1	Q2	Q3	Q4	OT	PTS.
Chargers	**39**	**66**	**58**	**78**	**0**	**241**
Opponents	94	101	71	76	0	342

Scoring	TD	RU	PA	RT	PAT	FG	S	PTS.
Carney	0	0	0	0	19/19	26/30	0	97
Fletcher	5	5	0	0	0/0	0/0	0	30
Means	5	5	0	0	0/0	0/0	0	30
F. Jones	3	0	3	0	0/0	0/0	0	20
C. Jones	3	0	3	0	0/0	0/0	0	18
Ricks	2	0	2	0	0/0	0/0	0	12
Still	2	0	2	0	0/0	0/0	0	12
Stephens	1	1	0	0	0/0	0/0	0	6
Thelwell	1	0	1	0	0/0	0/0	0	6
J. Williams	1	0	0	1	0/0	0/0	0	6
Whelihan	0	0	0	0	0/0	0/0	0	2
Chargers	**23**	**11**	**11**	**1**	**19/19**	**26/30**	**1**	**241**
Opponents	38	12	21	5	37/37	25/34	0	342

2-Pt. Conversions: F. Jones, Whelihan, **Chargers 2-4**, Opponents 1-1

Sacks: Hand 6.0, Johnson 5.5, Harrison 4.0, Coleman 3.5, Seau 3.5, Fuller 3.0, Dixon 2.5, Mims 2.0, Parrella 1.5, Bush 1.0, Dumas 1.0, Mohring 1.0, Tovar 1.0, Turner 1.0, Gouveia 0.5, **Chargers 39.0**, Opponents 37.0

Special Teams Tackles (solo-ast-total): Tovar 10-1-11, Turner 10-0-10, Dixon 7-0-7, Hamilton 7-0-7, Spencer 7-0-7, Burgess 5-2-7, Fletcher 6-0-6, Lee 5-1-6, Shaw 5-0-5, Stephens 5-0-5, Dodge 4-1-5, Bennett 4-0-4, Clark 4-0-4, G. Williams 4-0-4, Binn 3-0-3, Harrison 2-1-3, Mohring 2-1-3, Jackson 2-0-2, Rachal 2-0-2, Bynum 1-0-1, Carney 1-0-1, Davis 1-0-1, Gaiter 1-0-1, Haskins 1-0-1, Mohring 1-0-1

Rushing	No.	Yds.	Avg.	Long	TD
Means	212	883	4.2	72t	5
Fletcher	153	543	3.5	21	5
Stephens	35	122	3.5	12	1
Leaf	27	80	3.0	20	0
C. Jones	4	39	9.8	14	0
Whelihan	18	38	2.1	13	0
Bynum	11	23	2.1	14	0
Chargers	**460**	**1728**	**3.8**	**72t**	**11**
Opponents	422	1140	2.7	25	12

Receiving	No.	Yds.	Avg.	Long	TD
F. Jones	57	602	10.6	28	3
C. Jones	49	699	15.2	56	3
Still	43	605	14.1	67	2
Ricks	30	450	15.0	39t	2
Fletcher	30	188	6.3	22	0
Thelwell	16	268	16.8	55	1
Means	16	91	5.7	22	0
Slaughter	8	93	11.6	31	0
Bynum	4	27	6.8	12	0
W. Davis	4	23	5.8	8	0
Burke	3	32	10.7	17	0
Hartley	2	28	14.0	17	0
Stephens	2	9	4.5	5	0
Chargers	**261**	**3115**	**11.9**	**67**	**11**
Opponents	271	3314	12.2	81t	21

Interceptions	No.	Yds.	Avg.	Long	TD
G. Jackson	6	50	8.3	25	0
Harrison	3	42	14.0	21	0
Dimry	3	38	12.7	30	0
Hand	2	47	23.5	30	0
Shaw	2	0	0.0	0	0
J. Williams	1	14	14.0	14t	1
Harper	1	12	12.0	12	0
Spencer	1	0	0.0	0	0
Turner	1	0	0.0	0	0
Chargers	**20**	**203**	**10.2**	**30**	**1**
Opponents	34	512	15.1	43t	2

Punting	No.	Yds.	Avg.	Net	TB	I-20	Lg.	B
Bennett	95	4174	43.9	36.8	8	27	65	0
Chargers	**95**	**4174**	**43.9**	**36.8**	**8**	**27**	**65**	**0**
Opponents	103	4546	44.1	36.0	15	24	63	0

Punt Returns	Ret.	FC	Yds.	Avg.	Lg.	TD
Rachal	32	8	387	12.1	56	0
Gaiter TM	13	6	155	11.9	49	0
Chargers	**45**	**14**	**542**	**12.0**	**56**	**0**
Opponents	49	18	515	10.5	74t	1

Kickoff Returns	Ret.	Yds.	Avg.	Long	TD
Bynum	19	345	18.2	30	0
Gaiter TM	16	295	18.4	33	0
Stephens	16	349	21.8	36	0
Rachal	11	192	17.5	25	0
Fletcher	3	71	23.7	36	0
C. Jones	2	25	12.5	17	0
Burke	1	5	5.0	5	0
Hartley	1	11	11.0	11	0
Jacox	1	0	0.0	0	0
Chargers	**70**	**1293**	**18.5**	**36**	**0**
Opponents	54	1484	27.5	101t	1

Field Goals	1-19	20-29	30-39	40-49	50+
Carney	0/0	11/12	5/5	8/10	2/3
Chargers	**0/0**	**11/12**	**5/5**	**8/10**	**2/3**
Opponents	1/1	5/6	10/12	6/11	3/4

Carney (48G,47G,54G) (48G,23G,51N) ( ) (41G,46G,34G) (50G,47N,25G) (39G,48G) (23G,26G) (21G,45G) ( ) ( ) (31G) (27G) (32G,27G,41G,20N,25G) (21G) (46N,28G) (31G,26G)

Defensive Tackles (solo-ast-total-pd-ff-fr): Seau 92-23-115-7-1-2, Harrison 89-25-114-10-1-0, Dimry 59-4-63-20-0-0, Jackson 50-9-59-9-0-0, Coleman 46-5-51-0-0-2, Hand 42-7-49-8-1-0, Gouveia 32-12-44-2-0-0, Shaw 35-5-40-10-0-0, Parrella 30-7-37-3-0-1, Dixon 26-8-34-1-0-0, Spencer 29-0-29-8-0-0, Tovar 22-6-28-0-0-0, Johnson 21-6-27-1-1-0, Fuller 18-4-22-4-0-0, Bush 12-6-18-2-1-0, Dumas 8-3-11-1-0-0, G. Williams 7-1-8-0-0-1, Harper 5-3-8-2-0-0, Turner 7-0-7-1-1-0, Mims 3-3-6-1-0-0, J. Williams 5-1-6-1-0-0, Mohring 2-1-3-0-0-0, Burgess 1-1-2-0-0-0, Clark 1-0-1-0-0-0, Hamilton 1-0-1-0-0-0, Stephens 1-0-1-0-0-0

Passing	Att.	Comp.	Yds.	Comp.%	Yds./Att.	TD	TD%	Int.	Int.%	Long	Sack/Lost	Rating
Whelihan	320	149	1803	.466	5.63	8	.025	19	.059	55	15/111	48.0
Leaf	245	111	1289	.453	5.26	2	.008	15	.061	67	22/140	39.0
Fletcher	1	1	23	100.0	23.00	1	100.0	0	.000	23t	0/0	158.3
Chargers	**566**	**261**	**3115**	**.461**	**5.50**	**11**	**.019**	**34**	**.060**	**67**	**37/251**	**44.9**
Opponents	530	271	3314	.511	6.25	21	.040	20	.038	81t	39/246	68.2

1997 FINAL STATISTICS

(4-12 Overall) Fifth AFC West - Kevin Gilbride
Home (2-6); Away (2-6)

Date	W/L	Score	Opponent	Att.
08/31	L	7-41	at New England	60,190
09/07	W	20-6	at New Orleans	65,760
09/14	L	7-26	Carolina	63,149
09/21	L	22-26	at Seattle	51,110
09/28	W	21-17	Baltimore	54,094
10/05	W	25-10	at Oakland	43,648
10/16	L	3-31	at Kansas City	77,196
10/26	W	35-19	Indianapolis †	63,177
11/02	L	31-38	at Cincinnati	53,754
11/09	L	31-37	Seattle †	64,616
11/16	L	13-38	Oakland †	65,714
11/23	L	10-17	at San Francisco	61,195
11/30	L	28-38	Denver †	54,245
12/07	L	3-14	Atlanta †	46,317
12/14	L	7-29	Kansas City	54,594
12/21	L	3-38	at Denver	69,632

Team Statistics	Chargers	Opponents
TOTAL FIRST DOWNS	251	308
Rushing	70	92
Passing	160	181
Penalty	21	35
Third Down: Made/Att.	78/237	85/221
Third Down Pct.	.329	.385
Fourth Down: Made/Att.	8/21	7/18
Fourth Down Pct.	.381	.389
TOTAL NET YARDS	4505	5166
Avg. Per Game	281.6	322.9
Total Plays	1025	1048
Avg. Per Play	4.4	4.9
NET YARDS RUSHING	1416	1698
Avg. Per Game	88.5	106.1
Total Rushes	409	453
NET YARDS PASSING	3089	3468
Avg. Per Game	193.1	216.8
Sacked/Yards Lost	51/386	27/164
Gross Yards	3475	3632
Attempts/Completions	565/291	568/297
Completion Pct.	.515	.523
Had Intercepted	21	15
PUNTS/AVERAGE	90/44.1	85/43.6
NET PUNTING AVG.	37.7	35.4
PENALTIES/YARDS	129/1101	101/784
FUMBLES/BALL LOST	30/14	21/11
TOUCHDOWNS	27	50
Rushing	5	12
Passing	12	31
Returns	10	7
TIME OF POSSESSION	29:22	30:38

Score by Quarters	Q1	Q2	Q3	Q4	OT	PTS.
Chargers	**61**	**71**	**71**	**63**	**0**	**266**
Opponents	64	170	98	93	0	425

Scoring	TD	RU	PA	RT	PAT	FG	S	PTS.
G. Davis TM	0	0	0	0	21/22	19/24	0	78
Martin	6	0	6	0	0/0	0/0	0	36
Metcalf	5	0	2	3	0/0	0/0	0	30
Carney	0	0	0	0	5/5	7/7	0	26
Brown	4	4	0	0	0/0	0/0	0	24
Harrison	3	0	0	3	0/0	0/0	0	18
Bradford	2	0	0	2	0/0	0/0	0	12
Jackson	2	0	0	2	0/0	0/0	0	12
F. Jones	2	0	2	0	0/0	0/0	0	12
Hartley	1	0	1	0	0/0	0/0	0	6
C. Jones	1	0	1	0	0/0	0/0	0	6
Pegram TM	1	1	0	0	0/0	0/0	0	6
Chargers	**27**	**5**	**12**	**10**	**26/27**	**26/31**	**0**	**266**
Opponents	50	12	31	7	46/46	25/26	1	425

2-Pt. Conversions: Chargers 0-0, Opponents 1-4

Sacks: Seau 7.0, Harrison 4.0, Parrella 3.5, Fuller 3.0, Lee 3.0, Johnson 2.5, Coleman 2.0, Dumas 1.0, Hand 1.0, **Chargers 27.0**, Opponents 51.0

Special Teams Tackles (solo-ast-total): Rachal 14-0-14, Burgess 9-0-9, Craver 8-1-9, Jackson 8-0-8, Bradford 6-1-7, Sapp 6-1-7, Fletcher 6-0-6, Montreuil 4-0-4, Jones 3-1-4, Swift 3-1-4, Williams 2-1-3, Binn 2-0-2, Carney 2-0-2, Davis 2-0-2, Dumas 2-0-2, Hamilton 2-0-2, James 2-0-2, Brew 1-0-1, Bush 1-0-1, Bynum 1-0-1, Chancey 1-0-1, Harrison 1-0-1, Hendrix 1-0-1, Pegram 1-0-1, Seau 1-0-1, Bennett 0-1-1

Rushing	No.	Yds.	Avg.	Long	TD
Brown	253	945	3.7	32	4
Fletcher	51	161	3.2	13	0
Bynum	30	97	3.2	19	0
Craver	20	71	3.6	22	0
C. Jones	4	42	10.5	17	0
Whelihan	13	29	2.2	7	0
Humphries	13	24	1.8	11	0
Pegram TM	9	23	2.6	6t	1
Gardner	7	20	2.9	5	0
Everett	5	6	1.2	6	0
Philcox	1	3	3.0	3	0
Metcalf	3	-5	-1.7	2	0
Chargers	**409**	**1416**	**3.5**	**32**	**5**
Opponents	453	1698	3.7	71t	12

Receiving	No.	Yds.	Avg.	Long	TD
Martin	63	904	14.3	72t	6
F. Jones	41	505	12.3	62	2
Metcalf	40	576	14.4	62	2
Fletcher	39	292	7.5	25	0
C. Jones	32	423	13.2	44t	1
Still	24	324	13.5	39	0
Brown	21	137	6.5	27	0
Hartley	19	246	12.9	35	1
Craver	4	26	6.5	20	0
Gardner	2	10	5.0	8	0
Pegram TM	2	7	3.5	4	0
Bynum	2	4	2.0	3	0
Mitchell	1	14	14.0	14	0
Pupunu TM	1	7	7.0	7	0
Chargers	**291**	**3475**	**11.9**	**72t**	**12**
Opponents	297	3632	12.2	70t	31

Interceptions	No.	Yds.	Avg.	Long	TD
Harrison	2	75	37.5	75t	1
Bradford	2	56	28.0	56t	1
Harper	2	43	21.5	43	0
Jackson	2	37	18.5	36t	1
Seau	2	33	16.5	26	0
Shaw	1	11	11.0	11	0
Coleman	1	2	2.0	2	0
Dumas	1	0	0.0	0	0
Fuller	1	0	0.0	0	0
Gouveia	1	0	0.0	0	0
Chargers	**15**	**257**	**17.1**	**75t**	**3**
Opponents	21	387	18.4	87t	3

Punting	No.	Yds.	Avg.	Net	TB	I-20	Lg.	B
Bennett	89	3972	44.6	37.7	8	26	66	1
Chargers	**90**	**3972**	**44.1**	**37.7**	**8**	**26**	**66**	**1**
Opponents	85	3702	43.6	35.4	10	27	72	0

Punt Returns	Ret.	FC	Yds.	Avg.	Lg.	TD
Metcalf	45	8	489	10.9	85t	3
Harrison	1	0	0	0.0	0	0
Jackson	1	0	0	0.0	0	0
Chargers	**47**	**8**	**489**	**10.4**	**85t**	**3**
Opponents	39	20	416	10.7	35	0

Kickoff Returns	Ret.	Yds.	Avg.	Long	TD
Bynum	38	814	21.4	57	0
Metcalf	16	355	22.2	63	0
Rachal	15	336	22.4	30	0
Craver	3	68	22.7	27	0
Bordelon	2	0	0.0	0	0
Harrison	1	40	40.0	40t	1
Chargers	**75**	**1613**	**21.5**	**63**	**1**
Opponents	63	1517	24.1	99t	1

Field Goals	1-19	20-29	30-39	40-49	50+
G. Davis TM	0/0	4/5	10/10	5/9	0/0
Carney	0/0	3/3	2/2	2/2	0/0
Chargers	**0/0**	**7/8**	**12/12**	**7/11**	**0/0**
Opponents	0/0	13/13	7/8	5/5	0/0

G. Davis ( ) ( ) ( ) ( ) (49N) (30G,22G,38G,43G,33G,33G) (26G) (45G,35G,34G,31G,45G, 40B) (45G) (33G) (27B,45G,22G) (31G,43N) ( ) (37G,42B) ( ) (26G)
Carney ( ) (37G, 34G) ( ) (22G,27G,26G,41G,41G) ( ) ( ) (

1996 FINAL STATISTICS

(8-8 Overall) Third AFC West - Bobby Ross
Home (5-3); Away (3-5)

Date	W/L	Score	Opponent	Att.
09/01	W	29-7	Seattle †	58,780
09/08	W	27-14	Cincinnati †	55,880
09/15	L	10-42	at Green Bay	60,584
09/22	W	40-34	at Oakland	49,097
09/29	W	22-19	Kansas City †	59,384
10/06	L	17-28	at Denver	75,058
10/21	L	14-23	Oakland †	62,350
10/27	L	13-32	at Seattle	38,143
11/03	W	26-19	at Indianapolis	58,484
11/11	W	27-21	Detroit †	60,425
11/17	L	17-25	Tampa Bay †	57,526
11/24	W	28-14	at Kansas City	69,472
12/01	L	7-45	New England †	59,209
12/08	L	3-16	at Pittsburgh	56,368
12/14	L	14-27	at Chicago	49,763
12/22	W	16-10	Denver †	46,801

Team Statistics	Chargers	Opponents
TOTAL FIRST DOWNS	272	321
Rushing	80	92
Passing	168	199
Penalty	24	30
Third Down: Made/Att.	78/230	102/243
Third Down Pct.	.339	.042
Fourth Down: Made/Att.	9/16	9/19
Fourth Down Pct.	.563	.474
TOTAL NET YARDS	4670	5421
Avg. Per Game	291.9	338.8
Total Plays	1022	1100
Avg. Per Play	4.6	4.9
NET YARDS RUSHING	1312	1755
Avg. Per Game	82.0	109.7
Total Rushes	412	431
NET YARDS PASSING	3358	3666
Avg. Per Game	209.9	229.1
Sacked/Yards Lost	33/296	33/201
Gross Yards	3654	3867
Attempts/Completions	577/314	636/369
Completion Pct.	.544	.580
Had Intercepted	21	22
PUNTS/AVERAGE	87/45.6	71/44.3
NET PUNTING AVG.	37.2	34.2
PENALTIES/YARDS	110/969	115/991
FUMBLES/BALL LOST	30/11	29/14
TOUCHDOWNS	32	43
Rushing	7	10
Passing	23	28
Returns	2	5
TIME OF POSSESSION	27:35	32:25

Score by Quarters	Q1	Q2	Q3	Q4	OT	PTS.
Chargers	**113**	**79**	**45**	**73**	**0**	**310**
Opponents	71	125	71	109	0	376

Scoring	TD	RU	PA	RT	PAT	FG	S	PTS.
Carney	0	0	0	0	31/31	29/36	0	118
Martin	14	0	14	0	0/0	0/0	0	84
Russell	7	7	0	0	0/0	0/0	0	42
Jones	4	0	4	0	0/0	0/0	0	24
A. Coleman	2	0	2	0	0/0	0/0	0	12
Fletcher	2	0	2	0	0/0	0/0	0	12
Clark	1	0	0	1	0/0	0/0	0	6
Da. Gordon	1	0	0	1	0/0	0/0	0	6
Pupunu	1	0	1	0	0/0	0/0	0	6
Chargers	**32**	**7**	**23**	**2**	**31/31**	**29/36**	**0**	**310**
Opponents	43	10	28	5	40/40	26/33	0	376

2-Pt. Conversions: Chargers 0-1, Opponents 0-3

Sacks: Seau 7.0, Mims 6.0, M. Coleman 4.0, R. Davis 3.0, Johnson 3.0, Da. Gordon 2.0, Parrella 2.0, Bush 1.0, Edwards 1.0, Gouveia 1.0, Harrison 1.0, Lee 1.0, **Chargers 33.0**, Opponents 33.0

Special Teams Tackles (solo-ast-total): Montreuil 14-2-16, Castle 9-2-11, Fletcher 8-2-10, Hendrix 8-1-9, Clark 7-2-9, Da. Gordon 8-0-8, Sapp 7-1-8, Bush 7-0-7, Young 6-1-7, Dw. Gordon 4-2-6, Ale 4-0-4, Ross 4-0-4, Shaw 4-0-4, Carney 2-0-2, Cummings 2-0-2, Roche 1-1-2, Bennett 1-0-1, Bradley 1-0-1, Coleman 1-0-1, Edwards 1-0-1, May 1-0-1, Harrison 0-1-1

Rushing	No.	Yds.	Avg.	Long	TD
Russell	219	713	3.3	21	7
Fletcher	77	282	3.7	19	0
Hayden	55	166	3.0	13	0
Bradley	32	109	3.4	17	0
Humphries	21	28	1.3	7	0
Salisbury	6	14	2.3	11	0
A. Coleman	2	0	0.0	0	0
Chargers	**412**	**1312**	**3.2**	**21**	**7**
Opponents	431	1755	4.1	77	10

Receiving	No.	Yds.	Avg.	Long	TD
Martin	85	1171	13.8	55	14
Fletcher	61	476	7.8	41	2
Jones	41	524	12.8	63t	4
A. Coleman	36	486	13.5	50	2
Pupunu	24	271	11.3	41	1
May	19	188	9.9	39	0
Russell	13	180	13.8	35	0
Roche	13	111	8.5	19	0
Mitchell	10	57	5.7	25	0
Still	6	142	23.7	56	0
Ellison	3	15	5.0	6	0
Bradley	1	20	20.0	20	0
Hayden	1	10	10.0	10	0
Reeves	1	3	3.0	3	0
Chargers	**314**	**3654**	**11.6**	**63t**	**23**
Opponents	369	3867	10.5	60	28

Interceptions	No.	Yds.	Avg.	Long	TD
Harrison	5	56	11.2	29	0
Shaw	3	78	26.0	36	0
Gouveia	3	41	13.7	21	0
Clark	2	83	41.5	83t	1
Da. Gordon	2	55	27.5	55	0
Seau	2	18	9.0	10	0
Ross	2	7	3.5	7	0
Harper	1	0	0.0	0	0
Lee	1	-1	-1.0	-1	0
G. Young	1	-1	-1.0	-1	0
Chargers	**22**	**336**	**15.3**	**83t**	**1**
Opponents	21	320	15.2	90t	2

Punting	No.	Yds.	Avg.	Net	TB	I-20	Lg.	B
Bennett	87	3967	45.6	37.2	6	23	66	0
Chargers	**87**	**3967**	**45.6**	**37.2**	**6**	**23**	**66**	**0**
Opponents	71	3145	44.3	34.2	8	23	63	0

Punt Returns	Ret.	FC	Yds.	Avg.	Lg.	TD
Da. Gordon	36	13	537	14.9	81t	1
Jones	1	1	21	21.0	21	0
Still	1	0	1	1.0	1	0
Chargers	**38**	**14**	**559**	**14.7**	**81t**	**1**
Opponents	51	15	612	12.0	82	1

Kickoff Returns	Ret.	Yds.	Avg.	Long	TD
A. Coleman	55	1210	22.3	57	0
Still	4	113	28.3	37	0
Edwards	1	0	0.0	0	0
Harrison	1	10	10.0	10	0
Pupunu	1	15	15.0	15	0
Russell	1	10	10.0	10	0
Chargers	**63**	**1358**	**21.6**	**57**	**0**
Opponents	59	1497	25.4	66	0

Field Goals	1-19	20-29	30-39	40-49	50+
Carney	0/0	11/13	8/8	7/12	3/3
Chargers	**0/0**	**11/13**	**8/8**	**7/12**	**3/3**
Opponents	1/1	7/8	9/10	8/11	1/3

Carney (35G,53G,22G,50G,31G) (47G,23G) (43G,46N) (28G,39G,47N) (33G,38G, 44G,39G,33G) (27G) (44N) (41G,43G) (28G,30G,47G,22G) (29G,20G,49N) (42G) (28B) ( ) (25G) (48N,26N) (50G,21G,22G)

Defensive Tackles (solo-ast-total-pd-ff-fr): Seau 110-28-138-7-1-3, Harrison 105-20-125-14-1-1, Shaw 72-13-85-15-0-0, Gouveia 65-14-79-7-1-0, Ross 68-10-78-7-2-1, Bush 48-16-64-1-0-2, Da. Gordon 41-6-47-7-0-0, Clark 38-5-43-6-0-2, Coleman 34-8-42-0-1-0, Parrella 30-7-37-1-0-0, Davis 24-6-30-2-0-1, Mims 19-9-28-0-2-2, Harper 17-2-19-3-0-0, Johnson 16-2-18-2-0-0, Lee 12-5-17-1-0-0, Young 7-5-12-2-0-0, Castle 7-4-11-2-0-0, Montreuil 6-0-6-0-0-0, Sapp 6-0-6-0-0-0, Dw. Gordon 5-1-6-0-0-0, Edwards 5-0-5-0-1-0, Hendrix 4-1-5-0-0-0

Passing	Att.	Comp.	Yds.	Comp.%	Yds./Att.	TD	TD%	Int.	Int.%	Long	Sack/Lost	Rating
Humphries	416	232	2670	.558	6.42	18	.043	13	.031	63t	20/187	76.7
Salisbury	161	82	984	.509	6.11	5	.031	8	.050	56	13/109	59.6
Chargers	**577**	**314**	**3654**	**.544**	**6.33**	**23**	**.040**	**21**	**.036**	**63t**	**33/296**	**71.9**
Opponents	636	369	3867	.580	6.08	28	.044	22	.035	60	33/201	76.0

1995 FINAL STATISTICS

(9-7 Overall) Second AFC West - Bobby Ross
Home (5-3); Away (4-4); Postseason (0-1)

Date	W/L	Score	Opponent	Att.
09/03	L	7-17	at Oakland	50,323
09/10	W	14-10	Seattle †	54,420
09/17	W	27-21	at Philadelphia	63,081
09/24	W	17-6	Denver †	58,987
10/01	L	16-31	at Pittsburgh	57,012
10/09	L	23-29 OT	at Kansas City	79,288
10/15	L	9-23	Dallas †	62,664
10/22	W	35-25	at Seattle	45,821
11/05	L	14-24	Miami †	61,996
11/12	L	7-22	Kansas City †	59,285
11/19	L	27-30	at Denver	74,681
11/27	W	12-6	Oakland †	60,607
12/03	W	31-13	Cleveland †	56,358
12/09	W	28-25	Arizona †	55,258
12/17	W	27-24	at Indianapolis	55,318
12/23	W	27-17	at New York Giants	50,243
AFC Wild Card Playoffs				
12/31	L	20-35	Indianapolis	61,182

Team Statistics	Chargers	Opponents
TOTAL FIRST DOWNS	314	313
Rushing	108	112
Passing	185	178
Penalty	21	23
Third Down: Made/Att.	95/222	90/214
Third Down Pct.	.428	.421
Fourth Down: Made/Att.	12/21	6/11
Fourth Down Pct.	.571	.545
TOTAL NET YARDS	5213	5074
Avg. Per Game	325.8	317.1
Total Plays	1051	1020
Avg. Per Play	5.0	5.0
NET YARDS RUSHING	1747	1691
Avg. Per Game	109.2	105.7
Total Rushes	479	441
NET YARDS PASSING	3466	3383
Avg. Per Game	216.6	211.4
Sacked/Yards Lost	32/240	36/222
Gross Yards	3706	3605
Attempts/Completions	540/318	543/321
Completion Pct.	.589	.591
Had Intercepted	18	17
PUNTS/AVERAGE	72/44.7	73/43.4
NET PUNTING AVG.	36.6	36.0
PENALTIES/YARDS	107/953	117/951
FUMBLES/BALL LOST	30/12	24/10
TOUCHDOWNS	37	35
Rushing	14	15
Passing	17	16
Returns	6	4
TIME OF POSSESSION	29:34	30:26

Score by Quarters	Q1	Q2	Q3	Q4	OT	PTS.
Chargers	**49**	**102**	**69**	**101**	**0**	**321**
Opponents	86	107	58	66	6	323

Scoring	TD	RU	PA	RT	PAT	FG	S	PTS.
Carney	0	0	0	0	32/33	21/26	0	95
Harmon	6	1	5	0	0/0	0/0	0	36
Martin	6	0	6	0	0/0	0/0	0	36
Means	5	5	0	0	0/0	0/0	0	30
Seay	3	0	3	0	0/0	0/0	0	20
Coleman	3	0	0	3	0/0	0/0	0	18
Culver	3	3	0	0	0/0	0/0	0	18
Hayden	3	3	0	0	0/0	0/0	0	18
Gayle	2	0	0	2	0/0	0/0	0	12
Jefferson	2	0	2	0	0/0	0/0	0	12
Fletcher	1	1	0	0	0/0	0/0	0	6
Humphries	1	1	0	0	0/0	0/0	0	6
Mitchell	1	0	1	0	0/0	0/0	0	6
Seau	1	0	0	1	0/0	0/0	0	6
R. Davis	0	0	0	0	0/0	0/0	1	2
Chargers	**37**	**14**	**17**	**6**	**32/33**	**21/26**	**1**	**321**
Opponents	35	15	16	4	28/29	27/32	0	323

2-Pt. Conversions: Chargers 1-4, Opponents 2-5

Sacks: O'Neal 12.5, Lee 8.0, R. Davis 3.5, R. Johnson 3.0, Mims 2.0, Parrella 2.0, Seau 2.0, Brandon 1.0, Dw. Gordon 1.0, G. Young 1.0, **Chargers 36.0**, Opponents 32.0

Rushing	No.	Yds.	Avg.	Long	TD
Means	186	730	3.9	36	5
Hayden	128	470	3.7	20	3
Harmon	51	187	3.7	48t	1
Culver	47	155	3.3	17	3
Fletcher	26	140	5.4	46	1
Humphries	33	53	1.6	18	1
Gilbert	6	11	1.8	8	0
Jefferson	2	1	0.5	11	0
Chargers	**479**	**1747**	**3.6**	**48t**	**14**
Opponents	441	1691	3.8	60	15

Receiving	No.	Yds.	Avg.	Long	TD
Martin	90	1224	13.6	51t	6
Harmon	62	662	10.7	44	5
Jefferson	48	621	12.9	45	2
Seay	45	537	11.9	38t	3
Pupunu	35	315	9.0	26	0
D. Young	9	90	10.0	22	0
Means	7	46	6.6	14	0
Hayden	5	53	10.6	16	0
Culver	5	21	4.2	12	0
Coleman	3	67	22.3	41	0
Mitchell	3	31	10.3	24	1
Fletcher	3	26	8.7	15	0
Ellison	1	6	6.0	6	0
Humphries	1	-4	-4.0	-4	0
Chargers	**318**	**3706**	**11.7**	**51t**	**17**
Opponents	321	3605	11.2	50	16

Interceptions	No.	Yds.	Avg.	Long	TD
Harrison	5	22	4.4	17	0
Harper	4	12	3.0	15	0
Gayle	2	99	49.5	99t	1
Clark	2	14	7.0	13	0
Seau	2	5	2.5	3	0
Shaw	1	31	31.0	31	0
Bush	1	0	0.0	0	0
Orlando	0	37	37.0	37	0
Chargers	**17**	**220**	**12.9**	**99t**	**1**
Opponents	18	164	9.1	63t	3

Punting	No.	Yds.	Avg.	Net	TB	I-20	Lg.	B
Bennett	72	3221	44.7	36.6	8	28	66	0
Chargers	**72**	**3221**	**44.7**	**36.6**	**8**	**28**	**66**	**0**
Opponents	73	3168	43.4	36.0	10	24	63	0

Punt Returns	Ret.	FC	Yds.	Avg.	Lg.	TD
Coleman	28	14	326	11.6	88t	1
Fletcher	3	1	12	4.0	11	0
Chargers	**31**	**15**	**338**	**10.9**	**88t**	**1**
Opponents	35	13	429	12.3	86t	1

Kickoff Returns	Ret.	Yds.	Avg.	Long	TD
Coleman	62	1411	22.8	92t	2
Fletcher	4	65	16.3	30	0
Harmon	4	25	6.3	9	0
Engel	0	1	1.0	1	0
Chargers	**70**	**1502**	**21.5**	**92t**	**2**
Opponents	63	1496	23.7	86	0

Field Goals	1-19	20-29	30-39	40-49	50+
Carney	0/0	8/8	10/11	3/5	0/2
Chargers	**0/0**	**8/8**	**10/11**	**3/5**	**0/2**
Opponents	0/0	8/8	10/12	7/10	2/2

Carney (42N) ( ) (35G,21G) (45G) (28G) (28G,36G,29G) ( ) (25G) (33G,39G) (45N) (29G,32G) (39G,24G,51N,28G,38G) (31G) ( ) (51N,39N,33G,43G) (30G,45G)

Defensive Tackles (solo-ast-total-pd-ff-fr): Seau 111-18-129-8-3-1, Orlando 72-15-87-6-1-0, Gayle 73-12-85-4-0-1, Harper 61-15-76-14-0-1, Gibson 55-14-69-0-0-0, Bush 46-10-56-1-2-1, Shaw 51-5-56-9-0-0, Davis 38-10-48-0-0-0, O'Neal 36-10-46-5-4-0, Lee 31-11-42-2-0-1, Mims 28-4-32-2-1-1, Clark 27-4-31-9-1-0, Young 23-3-26-0-0-0, Harrison 21-3-24-5-0-0, Gordon 18-2-20-0-0-0, Johnson 14-1-15-1-1-0, Parrella 9-3-12-1-0-0, Brandon 5-1-6-1-0-0, Barrie 2-0-2-0-0-0, Castle 2-0-2-1-0-0, Montreuil 0-0-0-1-0-0

Special Teams Tackles (solo-ast-total): Orlando 15-1-16, Fletcher 11-0-11, Young 11-0-11, Montreuil 10-1-11, Harrison 8-1-9, Gordon 7-0-7, Castle 6-0-6, Hendrix 6-0-6, Culver 5-0-5, Gibson 4-0-4, Shaw 4-0-4, Clark 2-2-4, Brandon 3-0-3, Binn 1-1-2, Bennett 1-0-1, Bush 1-0-1, Carney 1-0-1, May 1-0-1

Passing	Att.	Comp.	Yds.	Comp.%	Yds./Att.	TD	TD%	Int.	Int.%	Long	Sack/Lost	Rating
Humphries	478	282	3381	.590	7.07	17	.036	14	.029	51t	23/197	80.4
Gilbert	61	36	325	.590	5.33	0	.000	4	.066	41	9/43	46.1
Martin	1	0	0	.000	0.00	0	.000	0	.000	0	0/0	39.6
Chargers	**540**	**318**	**3706**	**.589**	**6.86**	**17**	**.031**	**18**	**.033**	**51t**	**32/240**	**76.4**
Opponents	543	321	3605	.591	6.64	16	.029	17	.031	50	36/222	75.8

1994 FINAL STATISTICS

(11-5 Overall) First AFC West - Bobby Ross
Home (5-3); Away (6-2); Postseason (2-1)

Date	W/L	Score	Opponent	Att.
09/04	W	37-34	at Denver	74,032
09/11	W	27-10	Cincinnati	53,217
09/18	W	24-10	at Seattle	65,536
09/25	W	26-24	at L.A. Raiders	55,385
10/09	W	20-6	Kansas City †	62,923
10/16	W	36-22	at New Orleans	50,565
10/23	L	15-20	Denver †	61,626
10/30	W	35-15	Seattle †	59,001
11/06	L	9-10	at Atlanta	59,217
11/13	W	14-13	at Kansas City	76,997
11/20	L	17-23	at New England	59,690
11/27	W	31-17	L.A. Rams †	59,579
12/05	L	17-24	L.A. Raiders †	63,012
12/11	L	15-38	San Francisco †	62,105
12/18	W	21-6	at New York Jets	48,213
12/24	W	37-34	Pittsburgh †	58,379
AFC Divisional Playoffs				
01/08	W	22-21	Miami	63,381
AFC Championship Game				
01/15	W	17-13	at Pittsburgh	61,545
Super Bowl XXIX (Miami, Fla.)				
01/29	L	26-49	San Francisco	74,107

Team Statistics	Chargers	Opponents
TOTAL FIRST DOWNS	311	308
Rushing	102	89
Passing	181	191
Penalty	28	28
Third Down: Made/Att.	88/223	77/210
Third Down Pct.	.395	.367
Fourth Down: Made/Att.	10/17	13/25
Fourth Down Pct.	.588	.520
TOTAL NET YARDS	5220	5062
Avg. Per Game	326.3	316.4
Total Plays	1033	1005
Avg. Per Play	5.1	5.0
NET YARDS RUSHING	1852	1404
Avg. Per Game	115.8	87.8
Total Rushes	482	385
NET YARDS PASSING	3368	3658
Avg. Per Game	210.5	228.6
Sacked/Yards Lost	29/251	43/253
Gross Yards	3619	3911
Attempts/Completions	522/305	577/363
Completion Pct.	.584	.629
Had Intercepted	14	17
PUNTS/AVERAGE	72/41.0	76/43.3
NET PUNTING AVG.	35.0	36.0
PENALTIES/YARDS	96/875	109/989
FUMBLES/BALL LOST	19/9	29/15
TOUCHDOWNS	40	34
Rushing	13	11
Passing	20	20
Returns	7	3
TIME OF POSSESSION	30:19	29:41

Score by Quarters	Q1	Q2	Q3	Q4	OT	PTS.
Chargers	**52**	**134**	**95**	**100**	**0**	**381**
Opponents	51	104	46	105	0	306

Scoring	TD	RU	PA	RT	PAT	FG	S	PTS.
Carney	0	0	0	0	33/33	34/38	0	135
Means	12	12	0	0	0/0	0/0	0	72
Martin	7	0	7	0	0/0	0/0	0	42
Seay	6	0	6	0	0/0	0/0	0	36
Harmon	2	1	1	0	0/0	0/0	0	18
Jefferson	3	0	3	0	0/0	0/0	0	18
Coleman	2	0	0	2	0/0	0/0	0	12
Gordon	2	0	0	2	0/0	0/0	0	12
Pupunu	2	0	2	0	0/0	0/0	0	12
Richard	2	0	0	2	0/0	0/0	0	12
Vanhorse	1	0	0	1	0/0	0/0	0	6
D. Young	1	0	1	0	0/0	0/0	0	6
Chargers	**40**	**13**	**20**	**7**	**33/33**	**34/38**	**0**	**381**
Opponents	34	11	20	3	30/30	22/27	0	306

2-Pt. Conversions: Chargers 3-7, Opponents 3-4

Sacks: O'Neal 12.5, Mims 11.0, Lee 6.5, Seau 5.5, White 2.0, Johnson 1.5, Parrella 1.0, L. Young 1.0, R. Davis 0.5, L. Miller 0.5, **Chargers 43.0**, Opponents 29.0

Rushing	No.	Yds.	Avg.	Long	TD
Means	343	1350	3.9	25	12
Bieniemy	73	295	4.0	36	0
Harmon	25	94	3.8	15t	1
Culver	8	63	7.9	22	0
Jefferson	3	40	13.3	22	0
Humphries	19	19	1.0	8	0
Hendrickson	1	3	3.0	3	0
Gilbert	8	-3	-.4	5	0
Martin	2	-9	-4.5	4	0
Chargers	**482**	**1852**	**3.8**	**36**	**13**
Opponents	385	1404	3.6	24	11

Receiving	No.	Yds.	Avg.	Long	TD
Seay	58	645	11.1	49t	6
Harmon	58	615	10.6	35	1
Martin	50	885	17.7	99t	7
Jefferson	43	627	14.6	52t	3
Means	39	235	6.0	22	0
Pupunu	21	214	10.2	25	2
D. Young	17	217	12.8	31	1
Mitchell	11	105	9.5	36	0
Bieniemy	5	48	9.6	25	0
May	2	22	11.0	18	0
Barnes	1	6	6.0	6	0
Chargers	**305**	**3619**	**11.9**	**99t**	**20**
Opponents	363	3911	10.8	84t	20

Interceptions	No.	Yds.	Avg.	Long	TD
Richard	4	224	56.0	99t	2
Gordon	4	32	8.0	23	0
Carrington	3	51	17.0	32	0
Harper	3	28	9.3	15	0
Vanhorse	2	56	28.0	50t	1
Griggs	1	11	11.0	11	0
Chargers	**17**	**402**	**23.6**	**99t**	**3**
Opponents	14	233	16.6	90t	2

Punting	No.	Yds.	Avg.	Net	TB	I-20	Lg.	B
Wagner	65	2705	41.6	35.3	3	20	59	0
Kidd TM	7	246	35.1	32.3	1	1	53	0
Chargers	**72**	**2951**	**41.0**	**35.0**	**4**	**21**	**59**	**0**
Opponents	76	3290	43.3	36.0	4	19	62	0

Punt Returns	Ret.	FC	Yds.	Avg.	Lg.	TD
Gordon	36	19	475	13.2	90t	2
Chargers	**36**	**19**	**475**	**13.2**	**90t**	**2**
Opponents	38	14	348	9.2	44	0

Kickoff Returns	Ret.	Yds.	Avg.	Long	TD
Coleman	49	1293	26.4	90t	2
Harmon	9	157	17.4	25	0
Martin	8	167	20.9	29	0
Mitchell	1	18	18.0	18	0
Parker	1	1	1.0	1	0
Chargers	**68**	**1636**	**24.1**	**90t**	**2**
Opponents	79	1740	22.0	93t	1

Field Goals	1-19	20-29	30-39	40-49	50+
Carney	0/0	12/12	15/15	5/9	2/2
Chargers	**0/0**	**12/12**	**15/15**	**5/9**	**2/2**
Opponents	1/1	10/10	7/8	3/6	1/2

Carney (27G) (37G,20G) (36G,48N) (38G,24G,27G,33G) (23G,32G) (49G,31G,29G, 29G,28G) (22G,39G,37G,26G,44G) (25G,39G) (50G,33G,49G,47N) ( ) (48N,34G) (31G,48G,37G) (24G) (50G,42N) ( ) (37G,40G,32G)

Defensive Tackles (solo-ast-total-pd-ff-fr): Seau 124-31-155-3-1-3, Gordon 75-14-89-8-0-2, Carrington 68-20-88-7-1-2, Richard 69-10-79-7-2-0, Griggs 58-14-72-2-0-0, Gibson 50-18-68-3-0-0, Harper 56-10-66-14-0-0, O'Neal 47-13-60-4-2-1, Mims 35-6-41-4-1-2, Lee 30-9-39-1-1-1, Davis 21-9-30-0-1-0, Vanhorse 23-5-28-3-0-0, Young 14-5-19-1-0-0, Clark 9-2-11-0-0-0, Castle 8-2-10-2-0-0, Parrella 6-2-8-1-0-0, Johnson 4-2-6-0-0-0, White 4-1-5-0-1-0, Hendrickson 2-0-2-0-0-0, Bush 2-0-2-0-0-0, Miller 1-1-2-0-0-0, Winter 1-0-1-1-0-1

Special Teams Tackles (solo-ast-total): Harrison 17-3-20, Richard 13-2-15, Bush 11-1-12, Castle 11-0-11, Miller 11-0-11, Coleman 8-2-10, Vanhorse 8-0-8, Binn 6-1-7, Hendrickson 5-1-6, Bieniemy 3-1-4, Young 3-0-3, Clark 1-2-3, Carney 2-0-2, Griggs 2-0-2, Carrington 1-0-1, Culver 1-0-1, May 1-0-1, O'Neal 1-0-1, Wagner 1-0-1, Mitchell 0-1-1

Passing	Att.	Comp.	Yds.	Comp.%	Yds./Att.	TD	TD%	Int.	Int.%	Long	Sack/Lost	Rating
Humphries	453	264	3209	.583	7.08	17	.038	12	.026	99t	25/223	81.6
Gilbert	67	41	410	.612	6.12	3	.045	1	.015	26	4/28	87.3
Martin	1	0	0	.000	0.00	0	.000	1	100.0	0	0/0	0.0
Means	1	0	0	.000	0.00	0	.000	0	.000	0	0/0	39.6
Chargers	**522**	**305**	**3619**	**.584**	**6.93**	**20**	**.038**	**14**	**.027**	**99t**	**29/251**	**81.3**
Opponents	577	363	3911	.629	6.78	20	.035	17	.029	28t	43/253	82.0

1993 FINAL STATISTICS

(8-8 Overall) Fourth AFC West - Bobby Ross
Home (4-4); Away (4-4)

Date	W/L	Score	Opponent	Att.
09/05	W	18-12	Seattle †	58,039
09/12	L	17-34	at Denver	75,074
09/19	W	18-17	Houston	58,519
10/03	L	14-31	at Seattle	54,778
10/10	L	3-16	at Pittsburgh	55,264
10/17	L	14-17	Kansas City †	60,729
10/31	W	30-23	at L.A. Raiders	45,122
11/07	W	30-17	at Minnesota	55,527
11/14	L	13-16	Chicago †	58,459
11/21	L	7-12	L.A. Raiders †	60,615
11/29	W	31-0	at Indianapolis	54,110
12/05	W	13-10	Denver †	60,233
12/12	L	13-20	Green Bay †	57,930
12/19	L	24-28	at Kansas City	74,778
12/27	W	45-20	Miami †	60,311
01/02	W	32-17	at Tampa Bay	35,587

Team Statistics	Chargers	Opponents
TOTAL FIRST DOWNS	313	299
Rushing	120	86
Passing	171	192
Penalty	22	21
Third Down: Made/Att.	89/224	83/210
Third Down Pct.	.397	.395
Fourth Down: Made/Att.	6/15	4/8
Fourth Down Pct.	.400	.500
TOTAL NET YARDS	4967	5066
Avg. Per Game	310.4	316.6
Total Plays	1050	1002
Avg. Per Play	4.7	5.1
NET YARDS RUSHING	1824	1314
Avg. Per Game	114.0	82.1
Total Rushes	455	414
NET YARDS PASSING	3143	3752
Avg. Per Game	196.4	234.5
Sacked/Yards Lost	32/240	32/206
Gross Yards	3383	3958
Attempts/Completions	563/301	556/329
Completion Pct.	.535	.592
Had Intercepted	14	22
PUNTS/AVERAGE	74/42.3	72/42.1
NET PUNTING AVG.	36.4	35.5
PENALTIES/YARDS	87/699	94/724
FUMBLES/BALL LOST	13/5	19/12
TOUCHDOWNS	33	30
Rushing	14	10
Passing	18	17
Returns	1	3
TIME OF POSSESSION	29:52	30:08

Score by Quarters	Q1	Q2	Q3	Q4	OT	PTS.
Chargers	**66**	**76**	**67**	**113**	**0**	**322**
Opponents	50	102	83	55	0	290

Scoring	TD	RU	PA	RT	PAT	FG	S	PTS.
Carney	0	0	0	0	31/33	31/40	0	124
Means	8	8	0	0	0/0	0/0	0	48
A. Miller	7	0	7	0	0/0	0/0	0	42
Butts	4	4	0	0	0/0	0/0	0	24
Lewis	4	0	4	0	0/0	0/0	0	24
Harmon	2	0	2	0	0/0	0/0	0	12
Jefferson	2	0	2	0	0/0	0/0	0	12
Young	2	0	2	0	0/0	0/0	0	12
Bieniemy	1	1	0	0	0/0	0/0	0	6
Frank	1	0	0	1	0/0	0/0	0	6
Kidd	1	1	0	0	0/0	0/0	0	6
Walker	1	0	1	0	0/0	0/0	0	6
Chargers	**33**	**14**	**18**	**1**	**31/33**	**31/40**	**0**	**322**
Opponents	30	10	17	3	30/30	26/33	1	290

2-Pt. Conversions: Chargers 0-0, Opponents 0-0

Sacks: O'Neal 12.0, Mims 7.0, Grossman 4.5, Lee 3.0, Richard 2.0, B. Winter 2.0, Carrington 1.0, Pope 0.5, **Chargers 32.0**, Opponents 32.0

Special Teams Tackles (solo-ast-total): Bush 12-1-13, Hendrickson 7-3-10, Fields 7-0-7, Vanhorse 7-0-7, Pope 6-1-7, Carrington 6-0-6, Fuller 6-0-6, Plummer 6-0-6, Richard 6-0-6, Gordon 5-0-5, Anno 4-1-5, Crews 3-0-3, May 3-0-3, Castle 2-1-3, Miller 2-1-3, Pupunu 2-1-3, Frank 2-0-2, Whitley 2-0-2, Brady 1-0-1, Carney 1-0-1, Dyal 1-0-1, Harmon 1-0-1, Johnson 1-0-1

Rushing	No.	Yds.	Avg.	Long	TD
Butts	185	746	4.0	27	4
Means	160	645	4.0	65t	8
Harmon	46	216	4.7	19	0
Bieniemy	33	135	4.1	12	1
Jefferson	3	53	10.6	33	0
Humphries	8	37	4.6	27	0
Friesz	10	3	0.3	2	0
Lewis	3	2	0.7	7	0
Hendrickson	1	0	0.0	0	0
A. Miller	1	0	0.0	0	0
Kidd	3	-13	-4.3	2t	1
Chargers	**455**	**1824**	**4.0**	**65t**	**14**
Opponents	414	1314	3.2	19	10

Receiving	No.	Yds.	Avg.	Long	TD
A. Miller	84	1162	13.8	66t	7
Harmon	73	671	9.2	37	2
Lewis	38	463	12.2	47	4
Jefferson	30	391	13.0	39t	2
Walker	21	212	10.1	25t	1
Butts	15	105	7.0	23	0
Pupunu	13	142	10.9	28	0
Barnes	10	137	13.7	21	0
Means	10	59	5.9	11	0
Young	6	41	6.8	12t	2
Bieniemy	1	0	0.0	0	0
Chargers	**301**	**3383**	**11.2**	**66t**	**18**
Opponents	329	3958	12.0	71t	17

Interceptions	No.	Yds.	Avg.	Long	TD
Carrington	7	104	14.9	28	0
Frank	3	119	39.7	102t	1
Seau	2	58	29.0	42	0
Pope	2	14	7.0	12	0
Plummer	2	7	3.5	6	0
Vanhorse	2	0	0.0	0	0
Hendrickson	1	16	16.0	16	0
Gordon	1	3	3.0	3	0
Davis	1	0	0.0	0	0
Richard	1	-2	-2.0	-2	0
Chargers	**22**	**319**	**14.5**	**102t**	**1**
Opponents	14	271	19.4	68	2

Punting	No.	Yds.	Avg.	Net	TB	I-20	Lg.	B
Kidd	57	2431	42.6	35.9	7	16	67	0
Sullivan TM	13	541	41.6	39.1	0	3	50	0
Carney	4	155	38.8	34.8	0	1	46	0
Chargers	**74**	**3127**	**42.3**	**36.4**	**7**	**20**	**67**	**0**
Opponents	72	3031	42.1	35.5	3	23	77	0

Punt Returns	Ret.	FC	Yds.	Avg.	Lg.	TD
Gordon	31	15	395	12.7	54	0
Lewis	3	2	17	5.7	7	0
Chargers	**34**	**17**	**412**	**12.1**	**54**	**0**
Opponents	36	21	292	8.1	30	0

Kickoff Returns	Ret.	Yds.	Avg.	Long	TD
Lewis	33	684	20.7	60	0
Bieniemy	7	110	15.7	18	0
Hendrickson	2	25	12.5	13	0
Means	2	22	11.0	14	0
A. Miller	2	42	21.0	29	0
Harmon	1	18	18.0	18	0
Chargers	**47**	**901**	**19.2**	**60**	**0**
Opponents	64	1063	16.6	48	0

Field Goals	1-19	20-29	30-39	40-49	50+
Carney	1/1	7/7	14/17	7/12	2/3
Chargers	**1/1**	**7/7**	**14/17**	**7/12**	**2/3**
Opponents	0/0	10/10	11/13	1/3	4/7

Carney (26G,44G,51G,32G,51G,19G) (30G) (34G,34G,27G,27G,36G,27G) (48N) (33G) (46B,31B) (45G,36G,38G) (36G,37N) (28G,30B,26G,40N) ( ) (36G) (56N,47N,27G,34G) (47G,43G) (38G) (32G,49N) (48G,38G,43G,45G)

Defensive Tackles (solo-ast-total-pd-ff-fr): Seau 108-21-129-11-1-1, Plummer 78-15-93-1-2-0, Carrington 67-12-79-14-0-1, Richard 69-8-77-5-1-0, Frank 65-8-73-12-0-0, O'Neal 49-7-56-6-2-1, Lee 36-9-45-0-0-1, Vanhorse 36-6-42-2-0-0, Gordon 40-1-41-5-0-1, Pope 32-6-38-4-1-0, Mims 28-4-32-0-2-2, Winter 25-7-32-0-0-1, Hendrickson 23-5-28-0-0-1, Grossman 16-7-23-4-0-1, Williams 14-4-18-0-0-0, Fuller 8-0-8-3-0-0, Davis 4-0-4-1-0-0, Fields 2-1-3-0-0-0, Bush 1-1-2-0-0-0, Crews 1-0-1-0-0-0, White 1-0-1-0-0-0, Castle 0-1-1-0-0-0, Johnson 0-1-1-0-0-0

Passing	Att.	Comp.	Yds.	Comp.%	Yds./Att.	TD	TD%	Int.	Int.%	Long	Sack/Lost	Rating
Humphries	324	173	1981	.534	6.11	12	.037	10	.031	48t	18/142	71.5
Friesz	238	128	1402	.538	5.89	6	.025	4	.017	66t	14/98	72.8
Means	1	0	0	.000	0.00	0	.000	0	.000	0	0/0	39.6
Chargers	**563**	**301**	**3383**	**.535**	**6.01**	**18**	**.032**	**14**	**.025**	**66t**	**32/240**	**72.0**
Opponents	556	329	3958	.592	7.12	17	.031	22	.040	71t	32/206	74.8

1992 FINAL STATISTICS

(11-5 Overall) First AFC West - Bobby Ross
Home (6-2); Away (5-3); Postseason (1-1)

Date	W/L	Score	Opponent	Att.
09/06	L	10-24	Kansas City	45,024
09/13	L	13-21	at Denver	74,367
09/20	L	6-23	Pittsburgh	46,127
09/27	L	0-27	at Houston	57,491
10/04	W	17-6	Seattle	36,783
10/18	W	34-14	at Indianapolis	48,552
10/25	W	24-21	Denver	53,576
11/01	W	26-0	Indianapolis	40,324
11/08	L	14-16	at Kansas City	72,826
11/15	W	14-13	at Cleveland	58,396
11/22	W	29-14	Tampa Bay	43,197
11/29	W	27-3	L.A. Raiders †	59,894
12/06	W	27-21	at Phoenix	26,880
12/13	W	27-10	Cincinnati	50,579
12/20	W	36-14	at L.A. Raiders	40,152
12/27	W	31-14	at Seattle	49,324
AFC Wild Card Playoffs				
01/02	W	17-0	Kansas City	60,681
AFC Divisional Playoffs				
01/10	L	0-31	at Miami	71,224

Team Statistics	Chargers	Opponents
TOTAL FIRST DOWNS	302	250
Rushing	118	80
Passing	161	157
Penalty	23	13
Third Down: Made/Att.	87/221	73/200
Third Down Pct.	.394	.365
Fourth Down: Made/Att.	6/13	3/12
Fourth Down Pct.	.462	.250
TOTAL NET YARDS	5221	4227
Avg. Per Game	326.3	264.2
Total Plays	1018	907
Avg. Per Play	5.1	4.7
NET YARDS RUSHING	1875	1395
Avg. Per Game	117.2	87.2
Total Rushes	489	365
NET YARDS PASSING	3346	2832
Avg. Per Game	209.1	177.0
Sacked/Yards Lost	33/268	51/356
Gross Yards	3614	3188
Attempts/Completions	496/282	491/271
Completion Pct.	.569	.552
Had Intercepted	21	25
PUNTS/AVERAGE	68/42.6	80/44.6
NET PUNTING AVG.	36.4	38.1
PENALTIES/YARDS	91/813	98/798
FUMBLES/BALL LOST	26/12	18/11
TOUCHDOWNS	36	29
Rushing	18	10
Passing	16	17
Returns	2	2
TIME OF POSSESSION	32:03	27:57

Score by Quarters	Q1	Q2	Q3	Q4	OT	PTS.
Chargers	**69**	**92**	**12**	**102**	**0**	**335**
Opponents	62	46	59	74	0	241

Scoring	TD	RU	PA	RT	PAT	FG	S	PTS.
Carney	0	0	0	0	35/35	26/32	0	113
Miller	8	0	7	1	0/0	0/0	0	48
Bernstine	4	4	0	0	0/0	0/0	0	24
Butts	4	4	0	0	0/0	0/0	0	24
Harmon	4	3	1	0	0/0	0/0	0	24
Humphries	4	4	0	0	0/0	0/0	0	24
Lewis	4	0	4	0	0/0	0/0	0	24
Bieniemy	3	3	0	0	0/0	0/0	0	18
Jefferson	2	0	2	0	0/0	0/0	0	12
Walker	2	0	2	0	0/0	0/0	0	12
Carrington	1	0	0	1	0/0	0/0	0	6
Grossman	0	0	0	0	0/0	0/0	2	4
Mims	0	0	0	0	0/0	0/0	1	2
Chargers	**36**	**18**	**16**	**2**	**35/35**	**26/32**	**3**	**335**
Opponents	29	10	17	2	28/29	13/16	0	241

2-Pt. Conversions: Chargers 0-0, Opponents 0-0

Sacks: O'Neal 17.0, Mims 10.0, Grossman 8.0, B. Winter 6.0, Seau 4.5, Thornton 2.0, D. Hall 1.0, Rolling 1.0, White 1.0, Lee 0.5, **Chargers 51.0**, Opponents 33.0

Rushing	No.	Yds.	Avg.	Long	TD
Butts	218	809	3.7	22	4
Bernstine	106	499	4.7	25t	4
Bieniemy	74	264	3.6	21	3
Harmon	55	235	4.3	33	3
Humphries	28	79	2.8	25	4
Lewis	2	7	3.5	4	0
Miller	1	-1	-1.0	-1	0
Gagliano	3	-4	-1.3	0	0
Kidd	2	-13	-6.5	0	0
Chargers	**489**	**1875**	**3.8**	**33**	**18**
Opponents	365	1395	3.8	52	10

Receiving	No.	Yds.	Avg.	Long	TD
Harmon	79	914	11.6	55	1
Miller	72	1060	14.7	67t	7
Lewis	34	580	17.1	62	4
Walker	34	393	11.6	59	2
Jefferson	29	377	13.0	51	2
Brennan TM	3	22	7.3	12	0
Bernstine	12	86	7.2	16	0
Butts	9	73	8.1	22	0
Bieniemy	5	49	9.8	25	0
Young	4	45	11.3	14	0
Claiborne	1	15	15.0	15	0
Chargers	**282**	**3614**	**12.8**	**67t**	**16**
Opponents	271	3188	11.8	83t	17

Interceptions	No.	Yds.	Avg.	Long	TD
Carrington	6	152	25.3	69	1
Byrd	4	88	22.0	44	0
Frank	4	37	9.3	33	0
Richard	3	26	8.7	20	0
Seau	2	51	25.5	29	0
Plummer	2	40	20.0	38	0
Blaylock	2	0	0.0	0	0
Vanhorse	1	11	11.0	11	0
Fields	1	0	0.0	0	0
Chargers	**25**	**405**	**16.2**	**69**	**1**
Opponents	21	241	11.5	99t	1

Punting	No.	Yds.	Avg.	Net	TB	I-20	Lg.	B
Kidd	68	2899	42.6	36.4	9	22	65	0
Chargers	**68**	**2899**	**42.6**	**36.4**	**9**	**22**	**65**	**0**
Opponents	80	3565	44.6	38.1	8	18	62	0

Punt Returns	Ret.	FC	Yds.	Avg.	Lg.	TD
Bieniemy	30	3	229	7.6	21	0
Lewis	13	5	127	9.8	25	0
Brennan TM	1	1	3	3.0	3	0
Chargers	**44**	**12**	**359**	**8.2**	**25**	**0**
Opponents	24	19	244	10.0	46t	1

Kickoff Returns	Ret.	Yds.	Avg.	Long	TD
Lewis	19	402	21.2	62	0
Bieniemy	15	257	17.1	30	0
Harmon	7	96	13.7	30	0
Hendrickson	2	14	7.0	8	0
Brennan TM	1	10	10.0	10	0
Miller	1	33	33.0	33	0
Chargers	**45**	**812**	**18.0**	**62**	**0**
Opponents	54	962	17.8	52	0

Field Goals	1-19	20-29	30-39	40-49	50+
Carney	0/0	13/14	5/7	7/8	1/3
Chargers	**0/0**	**13/14**	**5/7**	**7/8**	**1/3**
Opponents	0/0	4/5	4/5	5/6	0/0

Carney (45G) (37B,20G,27G) (24G,43G,25N) ( ) (49G,34N,51N) (23G,27G) (52N,37G) (33G) ( ) (48B) (28G,31G) (27G,21G) (50G,43G) (21G,48G) (42G,23G,25G,28G,23G) (31G,38G,47G)

Defensive Tackles (solo-ast-total-pd-ff-fr): Seau 79-23-102-10-1-1, Richard 59-20-79-3-0-1, O'Neal 68-10-78-4-0-1, Mims 41-12-53-4-1-1, Plummer 41-12-53-2-1-1, Vanhorse 43-7-50-11-0-0, Byrd 45-4-49-20-1-2, Rolling 42-7-49-1-2-1, Carrington 42-5-47-8-2-0, Grossman 41-5-46-1-0-0, Winter 32-9-41-2-0-0, Blaylock 33-4-37-6-0-0, Thornton 21-8-29-0-0-1, Frank 26-3-29-8-0-0, Hall 22-4-26-5-2-0, Fields 19-6-25-3-0-0, Hendrickson 7-4-11-0-0-0, Lee 5-2-7-0-1-1, Murphy 1-1-2-0-0-0, Savage 1-0-1-0-0-0, White 1-0-1-0-0-0

Special Teams Tackles (solo-ast-total): Hendrickson 10-2-12, Marve 7-2-9, Frank 7-1-8, May 5-3-8, Richard 7-0-7, Carrington 6-0-6, Plummer 3-2-5, Vanhorse 3-2-5, Hall 3-1-4, Murphy 3-1-4, Jefferson 3-0-3, Pope 2-1-3, Brennan 2-0-2, Fields 2-0-2, Anno 2-0-2, Bieniemy 1-0-1, Carney 1-0-1, Harmon 1-0-1, Kidd 1-0-1

Passing	Att.	Comp.	Yds.	Comp.%	Yds./Att.	TD	TD%	Int.	Int.%	Long	Sack/Lost	Rating
Humphries	454	263	3356	.579	7.39	16	.035	18	.040	67t	28/218	76.4
Gagliano	42	19	258	.452	6.14	0	.000	3	.071	55	5/50	35.6
Chargers	**496**	**282**	**3614**	**.569**	**7.29**	**16**	**.032**	**21**	**.042**	**67t**	**33/268**	**72.9**
Opponents	491	271	3188	.552	6.49	17	.035	25	.051	83t	51/356	65.5

1991 FINAL STATISTICS

(4-12 Overall) Fifth AFC West - Dan Henning
Home (3-5); Away (1-7)

Date	W/L	Score	Opponent	Att.
09/01	L	20-26	at Pittsburgh	55,848
09/08	L	14-34	at San Francisco	60,753
09/15	L	10-13	Atlanta	44,804
09/22	L	19-27	at Denver	73,258
09/29	L	13-14	Kansas City	44,907
10/06	W	21-13	at L.A. Raiders	42,787
10/13	L	24-30	at L.A. Rams	47,433
10/20	L	24-30 OT	Cleveland	48,440
10/27	L	9-20	at Seattle	58,025
11/10	W	17-14	Seattle	43,597
11/17	W	24-21	New Orleans	48,420
11/24	L	3-24	at New York Jets	59,025
12/01	L	7-9	L.A. Raiders †	56,780
12/08	L	17-20 OT	at Kansas City	73,330
12/15	W	38-30	Miami	47,731
12/22	L	14-17	Denver	51,449

Team Statistics	Chargers	Opponents
TOTAL FIRST DOWNS	285	292
Rushing	114	94
Passing	155	181
Penalty	16	17
Third Down: Made/Att.	76/217	68/189
Third Down Pct.	.350	.360
Fourth Down: Made/Att.	13/25	6/8
Fourth Down Pct.	.520	.750
TOTAL NET YARDS	4995	5111
Avg. Per Game	312.2	319.4
Total Plays	1010	961
Avg. Per Play	4.9	5.3
NET YARDS RUSHING	2248	1666
Avg. Per Game	140.5	104.1
Total Rushes	464	430
NET YARDS PASSING	2747	3445
Avg. Per Game	171.7	215.3
Sacked/Yards Lost	35/236	28/183
Gross Yards	2983	3628
Attempts/Completions	511/272	503/300
Completion Pct.	.532	.596
Had Intercepted	16	19
PUNTS/AVERAGE	77/39.8	76/40.3
NET PUNTING AVG.	34.8	35.2
PENALTIES/YARDS	96/799	87/718
FUMBLES/BALL LOST	24/12	22/9
TOUCHDOWNS	31	39
Rushing	16	15
Passing	13	22
Returns	2	2
TIME OF POSSESSION	30:02	29:59

Score by Quarters	Q1	Q2	Q3	Q4	OT	PTS.
Chargers	**41**	**95**	**37**	**101**	**0**	**274**
Opponents	63	97	73	100	9	342

Scoring	TD	RU	PA	RT	PAT	FG	S	PTS.
Carney	0	0	0	0	31/31	19/29	0	88
Bernstine	8	8	0	0	0/0	0/0	0	48
Butts	7	6	1	0	0/0	0/0	0	42
Lewis	4	0	3	1	0/0	0/0	0	24
McEwen	3	0	3	0	0/0	0/0	0	18
Miller	3	0	3	0	0/0	0/0	0	18
Harmon	2	1	1	0	0/0	0/0	0	12
Hendrickson	2	1	1	0	0/0	0/0	0	12
Frank	1	0	0	1	0/0	0/0	0	6
Jefferson	1	0	1	0	0/0	0/0	0	6
Chargers	**31**	**16**	**13**	**2**	**31/31**	**19/29**	**0**	**274**
Opponents	39	15	22	2	37/38	23/29	1	342

2-Pt. Conversions: Chargers 0-0, Opponents 0-0

Sacks: O'Neal 9.0, Seau 7.0, Grossman 5.5, Benson 1.0, Elder 1.0, Phillips 1.0, Plummer 1.0, Rolling 1.0, Shelton 1.0, Hinkle 0.5, **Chargers 28.0**, Opponents 35.0

Special Teams Tackles (solo-ast-total): Carrington 16-3-19, Clark 12-1-13, Hendrickson 9-3-12, Frank 9-0-9, Elder 8-1-9, Butts 6-0-6, Thaxton 5-1-6, Harmon 4-1-5, Bayless 3-0-3, Kirk 3-0-3, Plummer 2-0-2, Bieniemy 1-0-1, Mack 1-0-1, Rodenhauser 1-0-1, Fields 0-1-1

Rushing	No.	Yds.	Avg.	Long	TD
Butts	193	834	4.3	44	6
Bernstine	159	766	4.8	63t	8
Harmon	89	544	6.1	33	1
Jefferson	1	27	27.0	27	0
Gagliano	3	19	6.3	16	0
Friesz	10	18	1.8	11	0
Bieniemy	3	17	5.7	15	0
Lewis	3	10	3.3	9	0
Samuels	2	10	5.0	6	0
Hendrickson	1	3	3.0	3t	1
Chargers	**464**	**2248**	**4.8**	**63t**	**16**
Opponents	430	1666	3.9	63t	15

Receiving	No.	Yds.	Avg.	Long	TD
Harmon	59	555	9.4	36	1
Miller	44	649	14.8	58	3
Lewis	42	554	13.2	49t	3
McEwen	37	399	10.8	30	3
Taylor	24	218	9.1	27	0
Walker	20	134	6.7	14	0
Jefferson	12	125	10.4	29	1
Bernstine	11	124	11.3	25	0
Butts	10	91	9.1	46	1
Cox TM	5	53	10.6	19	0
Hendrickson	4	36	9.0	20	1
Samuels	2	33	16.5	29	0
Young	2	12	6.0	6	0
Chargers	**272**	**2983**	**11.0**	**58**	**13**
Opponents	300	3628	12.1	89t	22

Interceptions	No.	Yds.	Avg.	Long	TD
Byrd	6	48	8.0	22	0
Carrington	3	30	10.0	19	0
Rolling	2	54	27.0	47	0
Richard	2	5	2.5	3	0
Smith	2	0	0.0	0	0
Frank	1	71	71.0	71t	1
Shelton	1	19	19.0	19	0
Bayless	1	0	0.0	0	0
Elder	1	0	0.0	0	0
Chargers	**19**	**227**	**11.9**	**71t**	**1**
Opponents	16	183	11.4	49	1

Punting	No.	Yds.	Avg.	Net	TB	I-20	Lg.	B
Kidd	76	3064	40.3	34.8	6	22	60	1
Chargers	**77**	**3064**	**39.8**	**34.8**	**6**	**22**	**60**	**1**
Opponents	76	3064	40.3	35.2	3	18	60	0

Punt Returns	Ret.	FC	Yds.	Avg.	Lg.	TD
Taylor	28	18	269	9.6	48	0
Lewis	5	5	59	11.8	26	0
Byrd	0	2	0	0.0	0	0
Chargers	**33**	**25**	**328**	**9.9**	**48**	**0**
Opponents	32	25	267	8.3	32	0

Kickoff Returns	Ret.	Yds.	Avg.	Long	TD
Elder	27	535	19.8	42	0
Lewis	23	578	25.1	95t	1
Harmon	2	25	12.5	14	0
Benson	1	2	2.0	2	0
Bernstine	1	7	7.0	7	0
Butts	1	0	0.0	0	0
Carrington	0	24	–	24	0
Chargers	**55**	**1171**	**21.3**	**95t**	**1**
Opponents	52	1034	19.9	76	0

Field Goals	1-19	20-29	30-39	40-49	50+
Carney	1/1	6/6	6/8	4/10	2/4
Chargers	**1/1**	**6/6**	**6/8**	**4/10**	**2/4**
Opponents	2/2	6/6	11/13	1/4	3/4

Carney (36N,48G,35G) ( ) (53N,47N,39G,47N) (41G,43G,43G,36G) (36N,26G,37G) ( ) (27G) (27G,48N) (29G,24G,56N,36G) (54G) (19G) (53G,46N) (44B) (47N,27G) (35G) ( )

Defensive Tackles (solo-ast-total-pd-ff-fr): Seau 111-18-129-2-0-0, Plummer 88-23-111-0-1-1, O'Neal 63-5-68-1-2-0, Rolling 52-11-63-5 0-1, Richard 50-9-59-3-1-0, Grossman 47-10-57-0-1-1, Bayless 46-11-57-6-2-1, Seale 47-5-52-8-1-0, Frank 40-1-41-6-0-0, Byrd 33-6-39-16-1-0, Phillips 32-4-36-2-2-1, Hinkle 28-4-32-0-2-1, Shelton 23-3-26-1-0-0, Smith 17-6-23-3-2-1, Elder 20-2-22-3-0-0, Thornton 16-2-18-1-0-0, Carrington 17-0-17-7-0-0, Thaxton 4-0-4-0-0-0, Benson 3-1-4-0-0-0, Mack 3-1-4-1-0-0, McClendon 1-0-1-0-0-0

Passing	Att.	Comp.	Yds.	Comp.%	Yds./Att.	TD	TD%	Int.	Int.%	Long	Sack/Lost	Rating
Friesz	487	262	2896	.538	5.95	12	.025	15	.031	58	32/214	67.1
Gagliano	23	9	76	.391	3.30	0	.000	1	.043	17	3/22	30.3
Bernstine	1	1	11	100.0	11.00	1	100.0	0	.000	11t	0/0	152.1
Chargers	**511**	**272**	**2983**	**.532**	**5.84**	**13**	**.025**	**16**	**.031**	**58**	**35/236**	**66.2**
Opponents	503	300	3628	.596	7.21	22	.044	19	.038	89t	28/183	80.7

1990 FINAL STATISTICS

(6-10 Overall) Fourth AFC West - Dan Henning
Home (3-5); Away (3-5)

Date	W/L	Score	Opponent	Att.
09/09	L	14-17	at Dallas	48,063
09/16	L	16-21	Cincinnati	48,098
09/23	W	24-14	at Cleveland	77,429
09/30	L	7-17	Houston	48,762
10/07	L	14-36	at Pittsburgh	53,486
10/14	W	39-3	at New York Jets	63,311
10/21	L	9-24	L.A. Raiders †	60,569
10/28	W	41-10	Tampa Bay	40,653
11/04	W	31-14	at Seattle	59,646
11/11	W	19-7	Denver	59,557
11/18	L	10-27	at Kansas City	63,717
11/25	L	10-13 OT	Seattle	50,097
12/02	W	38-17	New York Jets	40,877
12/16	L	10-20	at Denver	64,919
12/23	L	21-24	Kansas City	45,135
12/30	L	12-17	at L.A. Raiders	62,593

Team Statistics	Chargers	Opponents
TOTAL FIRST DOWNS	272	268
Rushing	112	92
Passing	142	152
Penalty	18	24
Third Down: Made/Att.	101/223	86/203
Third Down Pct.	.453	.424
Fourth Down: Made/Att.	6/20	6/14
Fourth Down Pct.	.300	.429
TOTAL NET YARDS	4940	4425
Avg. Per Game	308.8	276.6
Total Plays	976	931
Avg. Per Play	5.1	4.8
NET YARDS RUSHING	2257	1515
Avg. Per Game	141.1	94.7
Total Rushes	484	424
NET YARDS PASSING	2683	2910
Avg. Per Game	167.7	181.9
Sacked/Yards Lost	20/157	45/345
Gross Yards	2840	3255
Attempts/Completions	472/246	462/254
Completion Pct.	.521	.550
Had Intercepted	19	19
PUNTS/AVERAGE	62/39.4	70/41.2
NET PUNTING AVG.	36.6	35.0
PENALTIES/YARDS	103/886	87/720
FUMBLES/BALL LOST	24/13	26/11
TOUCHDOWNS	36	33
Rushing	14	10
Passing	18	22
Returns	4	1
TIME OF POSSESSION	30:19	29:41

Score by Quarters	Q1	Q2	Q3	Q4	OT	PTS.
Chargers	**69**	**102**	**75**	**69**	**0**	**315**
Opponents	54	111	27	86	3	281

Scoring	TD	RU	PA	RT	PAT	FG	S	PTS.
Carney TM	0	0	0	0	27/28	19/21	0	84
Butts	8	8	0	0	0/0	0/0	0	48
A. Miller	7	0	7	0	0/0	0/0	0	42
Bernstine	4	4	0	0	0/0	0/0	0	24
Lewis	3	1	1	1	0/0	0/0	0	18
McEwen	3	0	3	0	0/0	0/0	0	18
Reveiz TM	0	0	0	0	7/8	2/7	0	13
Harmon	2	0	2	0	0/0	0/0	0	12
L. Miller	2	0	0	2	0/0	0/0	0	12
Plummer	2	1	1	0	0/0	0/0	0	12
Caravello	1	0	1	0	0/0	0/0	0	6
Cox	1	0	1	0	0/0	0/0	0	6
Early	1	0	1	0	0/0	0/0	0	6
Taylor	1	0	0	1	0/0	0/0	0	6
Walker	1	0	1	0	0/0	0/0	0	6
Grossman	0	0	0	0	0/0	0/0	1	2
Chargers	**36**	**14**	**18**	**4**	**34/36**	**21/28**	**1**	**315**
Opponents	33	10	22	1	33/33	16/21	1	281

2-Pt. Conversions: Chargers 0-0, Opponents 0-0

Sacks: O'Neal 13.5, Grossman 10.0, Williams 7.5, Rolling 3.5, Bayless 3.0, Robinson 2.0, L. Miller 1.0, Seau 1.0, Smith 1.0, Elder 0.5, Hinkle 0.5, Phillips 0.5, **Chargers 45.0**, Opponents 20.0

Special Teams Tackles (solo-ast-total): Elder 10-0-10, Hendrickson 6-4-10, Plummer 8-1-9, Frank 7-0-7, Orr 5-0-5, Harmon 4-0-4, Shelton 4-0-4, Seau 2-1-3, Lewis 2-0-2, Rodenhauser 2-0-2, Rolling 2-0-2, Bayless 1-1-2, Butts 1-0-1, McEwen 1-0-1, Grossman 0-1-1, Smith 0-1-1

Passing	Att.	Comp.	Yds.	Comp.%	Yds./Att.	TD	TD%	Int.	Int.%	Long	Sack/Lost	Rating
Tolliver	410	216	2574	.527	6.28	16	.039	16	.039	45t	19/150	68.9
Vlasic	40	19	168	.475	4.20	1	.025	2	.050	27	0/0	46.7
Friesz	22	11	98	.500	4.45	1	.045	1	.045	17	1/7	58.5
Chargers	**472**	**246**	**2840**	**.521**	**6.02**	**18**	**.038**	**19**	**.040**	**45t**	**20/157**	**66.5**
Opponents	462	254	3255	.550	7.05	22	.048	19	.041	90t	45/345	76.0

Rushing	No.	Yds.	Avg.	Long	TD
Butts	265	1225	4.6	52	8
Bernstine	124	589	4.8	40t	4
Harmon	66	363	5.5	41	0
Lewis	4	25	6.3	10t	1
Tolliver	14	22	1.6	14	0
Nelson	3	14	4.7	5	0
A. Miller	3	13	4.3	10	0
Friesz	1	3	3.0	3	0
Plummer	2	3	1.5	2	1
Vlasic	1	0	0.0	0	0
Wilson	1	0	0.0	0	0
Chargers	**484**	**2257**	**4.7**	**52**	**14**
Opponents	424	1515	3.6	27	10

Receiving	No.	Yds.	Avg.	Long	TD
A. Miller	63	933	14.8	31t	7
Harmon	46	511	11.0	36t	2
McEwen	29	325	11.2	32	3
Walker	23	240	10.4	23	1
Butts	16	117	7.3	26	0
Early	15	238	15.9	45t	1
Lewis	14	192	13.7	40	1
Cox	14	93	6.6	12	1
Wilson	10	87	8.7	20	0
Bernstine	8	40	5.0	11	0
Nelson	4	29	7.3	10	0
Caravello	2	21	10.5	17t	1
Hendrickson	1	12	12.0	12	0
Plummer	1	2	2.0	2t	1
Chargers	**246**	**2840**	**11.5**	**45t**	**18**
Opponents	254	3255	12.8	90t	22

Interceptions	No.	Yds.	Avg.	Long	TD
Byrd	7	63	9.0	24	0
Seale	2	14	7.0	14	0
Smith	2	12	6.0	12	0
Frank	2	8	4.0	4	0
Rolling	1	67	67.0	67	0
Lyles	1	19	19.0	19	0
Fuller	1	5	5.0	5	0
Bayless	1	0	0.0	0	0
Elder	1	0	0.0	0	0
Glenn	1	0	0.0	0	0
Chargers	**19**	**188**	**9.9**	**67**	**0**
Opponents	19	310	16.3	64t	1

Punting	No.	Yds.	Avg.	Net	TB	I-20	Lg.	B
Kidd	61	2442	40.0	36.6	2	14	59	1
Chargers	**62**	**2442**	**39.4**	**36.6**	**2**	**14**	**59**	**1**
Opponents	70	2886	41.2	35.0	5	15	67	0

Punt Returns	Ret.	FC	Yds.	Avg.	Lg.	TD
Schwedes TM	5	1	33	6.6	12	0
Lewis	13	8	117	9.0	63t	1
Mays	7	4	30	4.3	17	0
Taylor	6	3	112	18.7	55t	1
Nelson	3	0	44	14.7	33	0
Lyles	1	0	0	0.0	0	0
Chargers	**35**	**16**	**336**	**9.6**	**63t**	**2**
Opponents	28	15	131	4.7	18	0

Kickoff Returns	Ret.	Yds.	Avg.	Long	TD
Elder	24	571	23.8	90	0
Lewis	17	383	22.5	39	0
Frank	8	172	21.5	31	0
Nelson	4	36	9.0	26	0
A. Miller	1	13	13.0	13	0
Orr	1	13	13.0	13	0
Chargers	**55**	**1188**	**21.6**	**90**	**0**
Opponents	62	1048	16.9	75	0

Field Goals	1-19	20-29	30-39	40-49	50+
Carney TM	2/2	8/8	6/7	3/3	0/1
Reveiz TM	1/1	0/1	0/1	1/4	0/0
Chargers	**3/3**	**8/9**	**6/8**	**4/7**	**0/1**
Opponents	0/0	4/5	6/9	6/7	0/0

Carney ( ) ( ) ( ) ( ) ( ) (34G,42G,37G) (27G,37G,37G) (28G,27G) (36N,20G) (19G,23G,43G,32G) (42G) (20G) (22G) (30G) ( ) ( ) (19G,54N,21G)
Reveiz (31N) (19G,44N) (42G,44N) (27N,45N) ( ) ( ) ( ) ( ) ( ) ( ) ( ) ( ) ( ) ( ) ( ) ( ) ( ) ( ) ( ) ( )

Defensive Tackles (solo-ast-total-pd-ff-fr): Plummer 86-25-111-2-1-0, Seau 64-21-85-1-0-0, O'Neal 64-17-81-7-2-1, Bayless 60-16-76-2-0-1, Grossman 55-12-67-2-2-0, Williams 54-9-63-5-1-0, Byrd 49-11-60-7-1-0, Rolling 48-10-58-4-1-0, Glenn 45-9-54-5-0-0, Seale 36-2-38-8-0-1, Smith 28-8-36-2-1-0, Miller 23-5-28-0-0-3, Frank 25-2-27-3-1-0, Lyles 17-2-19-2-0-0, Hinkle 14-4-18-1-0-0, Shelton 11-3-14-3-0-0, Elder 13-3-16-1-0-1, Robinson 8-2-10-0-1-1, Phillips 6-3-9-0-0-0, Figaro 5-3-8-0-0-0, Brown 4-1-5-0-0-1, Hendrickson 1-1-2-0-0-0, Lilly 1-0-1-0-0-0

1989 FINAL STATISTICS

(6-10 Overall) Fifth AFC West - Dan Henning
Home (4-4); Away (2-6)

Date	W/L	Score	Opponent	Att.
09/10	L	14-40	at L.A. Raiders	40,237
09/17	L	27-34	Houston	42,013
09/24	W	21-6	Kansas City	40,128
10/01	W	24-13	at Phoenix	44,201
10/08	L	10-16	at Denver	75,222
10/15	L	16-17	Seattle	50,079
10/22	L	13-20	New York Giants	48,566
10/29	L	7-10	at Seattle	59,691
11/05	W	20-17	Philadelphia	47,019
11/12	W	14-12	L.A. Raiders †	59,151
11/19	L	17-20	at Pittsburgh	44,203
11/26	L	6-10	at Indianapolis	58,822
12/03	L	17-20	New York Jets	38,954
12/10	L	21-26	at Washington	47,693
12/17	W	20-13	at Kansas City	40,623
12/24	W	19-16	Denver	50,524

Team Statistics	Chargers	Opponents
TOTAL FIRST DOWNS	267	295
Rushing	95	102
Passing	149	172
Penalty	23	21
Third Down: Made/Att.	81/223	81/227
Third Down Pct.	.363	.357
Fourth Down: Made/Att.	6/18	8/13
Fourth Down Pct.	.333	.615
TOTAL NET YARDS	4910	4764
Avg. Per Game	306.9	297.8
Total Plays	986	1040
Avg. Per Play	5.0	4.6
NET YARDS RUSHING	1873	1813
Avg. Per Game	117.1	113.3
Total Rushes	432	479
NET YARDS PASSING	3037	2951
Avg. Per Game	189.8	184.4
Sacked/Yards Lost	39/254	48/360
Gross Yards	3291	3311
Attempts/Completions	515/270	513/283
Completion Pct.	.524	.552
Had Intercepted	19	25
PUNTS/AVERAGE	84/39.5	79/38.6
NET PUNTING AVG.	32.4	32.9
PENALTIES/YARDS	122/906	93/741
FUMBLES/BALL LOST	24/17	21/13
TOUCHDOWNS	31	29
Rushing	13	13
Passing	15	15
Returns	3	1
TIME OF POSSESSION	28:55	31:05

Score by Quarters	Q1	Q2	Q3	Q4	OT	PTS.
Chargers	52	43	67	104	0	266
Opponents	42	92	67	89	0	290

Scoring	TD	RU	PA	RT	PAT	FG	S	PTS.
Bahr	0	0	0	0	29/30	17/25	0	80
A. Miller	11	0	10	1	0/0	0/0	0	66
Butts	9	9	0	0	0/0	0/0	0	54
Spencer	3	3	0	0	0/0	0/0	0	18
Bernstine	2	1	1	0	0/0	0/0	0	12
Cox	2	0	2	0	0/0	0/0	0	12
Glenn	1	0	0	1	0/0	0/0	0	6
Parker	1	0	1	0	0/0	0/0	0	6
B. Smith	1	0	0	1	0/0	0/0	0	6
Walker	1	0	1	0	0/0	0/0	0	6
Chargers	**31**	**13**	**15**	**3**	**29/30**	**17/25**	**0**	**266**
Opponents	29	13	15	1	27/29	29/41	1	290

2-Pt. Conversions: Chargers 0-0, Opponents 0-0

Sacks: Williams 14.0, O'Neal 12.5, Grossman 10.0, Hinkle 2.5, L. Miller 2.5, B. Smith 2.5, Bayless 1.0, Glenn 1.0, Lyles 1.0, Phillips 1.0, **Chargers 48.0**, Opponents 39.0

Defensive Tackles (solo-ast-total-pd-ff-fr): Plummer 111-35-146-1-0-1, O'Neal 78-18-96-2-2-2, Smith 59-16-75-4-1-2, Williams 62-6-68-5-1-0, Glenn 55-13-68-9-0-1, Figaro 54-10-64-1-0-1, Byrd 55-8-63-10-2-0, Grossman 47-16-63-1-0-0, Bayless 49-12-61-3-0-1, Seale 49-3-52-12-0-0, Phillips 29-8-37-0-0-0, Lyles 25-8-33-0-1-1, Patterson 26-3-29-4-0-0,Collins 20-6-26-1-0-0, Bennett 21-1-22-1-0-0, Miller 15-3-18-0-0-1, Hinkle 13-3-16-0-0-0

Special Teams Tackles (solo-ast-total): Woodard 12-2-14, Patterson 11-0-11, Figaro 9-1-10, Brandon 8-1-9, Bennett 6-0-6, Plummer 6-0-6, Butts 5-0-5, Lyles 5-0-5, Bayless 4-0-4, Hinkle 3-0-3, Spencer 3-0-3, Ilesic 2-1-3, Parker 2-0-2, Bahr 1-0-1, Campbell 1-0-1, Holland 1-0-1, Smith 1-0-1

Rushing	No.	Yds.	Avg.	Long	TD
Butts	170	683	4.0	50t	9
Spencer	134	521	3.9	15	3
Nelson TM	36	197	5.5	28	0
McMahon	29	141	4.9	15	0
Bernstine	15	137	9.1	32t	1
Brinson	17	64	3.8	9	0
Holland	6	46	7.7	24	0
A. Miller	4	21	5.3	24	0
Early	1	19	19.0	19	0
Floyd	8	15	1.9	5	0
Archer	2	14	7.0	14	0
Walker	1	9	9.0	9	0
Plummer	1	6	6.0	6	0
Caravello	1	0	0.0	0	0
Tolliver	7	0	0.0	3	0
Chargers	**432**	**1873**	**4.3**	**50t**	**13**
Opponents	479	1813	3.8	59	13

Receiving	No.	Yds.	Avg.	Long	TD
A. Miller	75	1252	16.7	69t	10
Nelson TM	31	328	10.6	49	0
Holland	26	336	12.9	37	0
Walker	24	395	16.5	49	1
Cox	22	200	9.1	24	2
Bernstine	21	222	10.6	36	1
Spencer	18	112	6.2	23	0
Brinson	12	71	5.9	11	0
Early	11	126	11.5	21	0
Caravello	10	95	9.5	37	0
McEwen	7	99	14.1	29	0
Butts	7	21	3.0	8	0
Allen TM	2	19	9.5	11	0
Parker	2	5	2.5	4	1
Floyd	1	6	6.0	6	0
McMahon	1	4	4.0	4	0
Chargers	**270**	**3291**	**12.2**	**69t**	**15**
Opponents	283	3311	11.7	59t	15

Interceptions	No.	Yds.	Avg.	Long	TD
Byrd	7	38	5.4	22	0
Glenn	4	52	13.0	31	0
Seale	4	47	11.8	25	0
Bennett	3	4	1.3	4	0
Patterson	2	44	22.0	34	0
Lyles	2	28	14.0	28	0
B. Smith	1	9	9.0	9	0
Figaro	1	2	2.0	2	0
Bayless	1	0	0.0	0	0
Chargers	**25**	**224**	**9.0**	**34**	**0**
Opponents	19	179	9.4	40	0

Punting	No.	Yds.	Avg.	Net	TB	I-20	Lg.	B
Ilesic	76	3049	40.1	32.9	7	11	64	0
Colbert	8	266	33.3	27.9	0	0	46	0
Chargers	**84**	**3315**	**39.5**	**32.4**	**7**	**11**	**64**	**0**
Opponents	79	3050	38.6	32.9	9	21	63	1

Punt Returns	Ret.	FC	Yds.	Avg.	Lg.	TD
McConkey TM	14	15	111	7.9	20	0
Brinson	11	0	112	10.2	52	0
Walker	6	4	31	5.2	13	0
Usher TM	3	0	15	5.0	11	0
Allen TM	2	0	3	1.5	3	0
Figaro	1	0	0	0.0	0	0
Lyles	1	0	0	0.0	0	0
Byrd	0	1	0	–	–	0
Chargers	**38**	**20**	**272**	**7.2**	**52**	**0**
Opponents	43	10	451	10.5	38	0

Kickoff Returns	Ret.	Yds.	Avg.	Long	TD
Holland	29	510	17.6	34	0
A. Miller	21	533	25.4	91t	1
Usher TM	10	159	15.9	26	0
Floyd	3	12	4.0	12	0
Figaro	1	21	21.0	21	0
Chargers	**64**	**1235**	**19.3**	**91t**	**1**
Opponents	57	1249	21.9	84t	1

Field Goals	1-19	20-29	30-39	40-49	50+
Bahr	0/0	6/6	6/9	4/6	1/4
Chargers	**0/0**	**6/6**	**6/9**	**4/6**	**1/4**
Opponents	1/1	11/12	12/13	4/11	1/4

Bahr ( ) ( ) ( ) (37G) (39G) (29G,51B) (26G,30G,52N) ( ) (23G,33N,49G) ( ) (27G,38N) (33G,44N,38G) (39G,37N) ( ) (43G,42N,20G) (22G,41G,53G,52N,45G)

Passing	Att.	Comp.	Yds.	Comp.%	Yds./Att.	TD	TD%	Int.	Int.%	Long	Sack/Lost	Rating
McMahon	318	176	2132	.553	6.70	10	.031	10	.031	69t	28/167	73.5
Tolliver	185	89	1097	.481	5.93	5	.027	8	.043	49	9/75	57.9
Archer	12	5	62	.417	5.17	0	.000	1	.083	17	2/12	23.6
Chargers	**515**	**270**	**3291**	**.524**	**6.39**	**15**	**.029**	**19**	**.037**	**69t**	**39/254**	**66.7**
Opponents	513	283	3311	.552	6.45	15	.029	25	.049	59t	48/360	64.4

1988 FINAL STATISTICS

(6-10 Overall) Fourth AFC West - Al Saunders
Home (3-5); Away (3-5)

Date	W/L	Score	Opponent	Att.
09/04	L	13-24	at L.A. Raiders	39,029
09/11	L	3-34	at Denver	75,359
09/18	W	17-6	Seattle	44,449
09/25	W	24-23	at Kansas City	45,498
10/02	L	0-12	Denver	55,763
10/09	L	17-23	New Orleans	42,693
10/16	L	28-31	at Miami	58,972
10/23	L	0-16	Indianapolis	37,722
10/30	L	14-17	at Seattle	59,641
11/06	L	3-13	L.A. Raiders †	55,134
11/13	W	10-7	at Atlanta	26,329
11/20	W	38-24	at L.A. Rams	45,462
11/27	L	10-48	San Francisco	51,484
12/04	L	10-27	at Cincinnati	56,866
12/11	W	20-14	Pittsburgh	33,816
12/18	W	24-13	Kansas City	26,339

Team Statistics	Chargers	Opponents
TOTAL FIRST DOWNS	255	335
Rushing	115	135
Passing	116	173
Penalty	24	27
Third Down: Made/Att.	70/204	97/221
Third Down Pct.	.343	.439
Fourth Down: Made/Att.	7/19	6/11
Fourth Down Pct.	.368	.545
TOTAL NET YARDS	4429	5418
Avg. Per Game	276.8	338.6
Total Plays	937	1072
Avg. Per Play	4.7	5.1
NET YARDS RUSHING	2041	2133
Avg. Per Game	127.6	133.3
Total Rushes	438	521
NET YARDS PASSING	2388	3285
Avg. Per Game	149.3	205.3
Sacked/Yards Lost	31/240	34/240
Gross Yards	2628	3525
Attempts/Completions	468/241	517/274
Completion Pct.	.515	.530
Had Intercepted	20	16
PUNTS/AVERAGE	86/43.5	71/39.3
NET PUNTING AVG.	34.5	32.9
PENALTIES/YARDS	118/1039	74/619
FUMBLES/BALL LOST	26/12	25/10
TOUCHDOWNS	27	38
Rushing	11	15
Passing	11	22
Returns	5	1
TIME OF POSSESSION	28:22	31:38

Score by Quarters	Q1	Q2	Q3	Q4	OT	PTS.
Chargers	**72**	**57**	**37**	**65**	**0**	**231**
Opponents	69	105	57	101	0	332

Scoring	TD	RU	PA	RT	PAT	FG	S	PTS.
Abbott	0	0	0	0	15/15	8/12	0	39
DeLine	0	0	0	0	12/12	6/8	0	30
Early	4	0	4	0	0/0	0/0	0	24
Malone	4	4	0	0	0/0	0/0	0	24
A. Miller	4	0	3	1	0/0	0/0	0	24
Anderson	3	3	0	0	0/0	0/0	0	18
Redden	3	3	0	0	0/0	0/0	0	18
Flutie	2	0	2	0	0/0	0/0	0	12
Holland	2	0	1	1	0/0	0/0	0	12
Adams	1	1	0	0	0/0	0/0	0	6
Bennett	1	0	0	1	0/0	0/0	0	6
Browner	1	0	0	1	0/0	0/0	0	6
James	1	0	1	0	0/0	0/0	0	6
Seale	1	0	0	1	0/0	0/0	0	6
Chargers	**27**	**11**	**11**	**5**	**27/27**	**14/20**	**0**	**231**
Opponents	38	15	22	1	36/37	22/36	1	332

2-Pt. Conversions: Chargers 0-0, Opponents 0-0

Sacks: Williams 11.0, O'Neal 4.0, Campbell 3.0, Hinkle 3.0, Keys 3.0, Browner 2.5, Phillips 2.0, Bayless 1.0, Glenn 1.0, P. Miller 1.0, Patterson 1.0, Smith 1.0, Wilson 0.5, **Chargers 34.0**, Opponents 31.0

Rushing	No.	Yds.	Avg.	Long	TD
Anderson	225	1119	5.0	36	3
Spencer	44	215	4.9	24	0
Malone	37	169	4.6	36t	4
Adams	38	149	3.9	14	1
Laufenberg	31	120	3.9	23	0
James	23	105	4.6	23	0
Early	7	63	9.0	37	0
A. Miller	7	45	6.4	20	0
Redden	19	30	1.6	5t	3
Holland	3	19	6.3	10	0
Bernstine	2	7	3.5	5	0
Vlasic	2	0	0.0	0	0
Chargers	**438**	**2041**	**4.7**	**37**	**11**
Opponents	521	2133	4.1	37t	15

Receiving	No.	Yds.	Avg.	Long	TD
Holland	39	536	13.7	45	1
A. Miller	36	526	14.6	49	3
James	36	279	7.8	31	1
Anderson	32	182	5.7	20	0
Early	29	375	12.9	38t	4
Bernstine	29	340	11.7	59	0
Flutie	18	208	11.6	28	2
Cox	18	144	8.0	20	0
Jones TM	1	11	11.0	11	0
Spencer	1	14	14.0	14	0
Redden	1	11	11.0	11	0
Sievers TM	1	2	2.0	2	0
Chargers	**241**	**2628**	**10.9**	**59**	**11**
Opponents	274	3525	12.9	96t	22

Interceptions	No.	Yds.	Avg.	Long	TD
Byrd	7	82	11.7	42	0
Browner	2	65	32.5	55t	1
Coleman	2	0	0.0	0	0
Bennett	1	21	21.0	21	0
Smith	1	9	9.0	9	0
Faucette	1	2	2.0	2	0
Glenn	1	0	0.0	0	0
Patterson	1	0	0.0	0	0
Chargers	**16**	**179**	**11.2**	**55t**	**1**
Opponents	20	307	15.4	44	0

Punting	No.	Yds.	Avg.	Net	TB	I-20	Lg.	B
Mojsiejenko	85	3745	44.1	34.5	11	22	62	1
Chargers	**86**	**3745**	**43.5**	**34.5**	**11**	**22**	**62**	**1**
Opponents	71	2792	39.3	32.9	7	16	65	1

Punt Returns	Ret.	FC	Yds.	Avg.	Lg.	TD
James	28	11	278	9.9	24	0
Flutie	7	5	36	5.1	10	0
Chargers	**35**	**16**	**314**	**9.0**	**24**	**0**
Opponents	56	5	558	10.0	36	0

Kickoff Returns	Ret.	Yds.	Avg.	Long	TD
Holland	31	810	26.1	94t	1
A. Miller	25	648	25.9	93t	1
Adams	1	13	13.0	13	0
Flutie	1	10	10.0	10	0
Jones TM	1	13	13.0	13	0
Spencer	1	16	16.0	16	0
Chargers	**60**	**1510**	**25.2**	**94t**	**2**
Opponents	47	1055	22.4	97t	1

Field Goals	1-19	20-29	30-39	40-49	50+
Abbott	0/0	3/3	2/4	3/5	0/0
DeLine	0/0	3/3	1/1	2/4	0/0
Chargers	**0/0**	**6/6**	**3/5**	**5/9**	**0/0**
Opponents	0/0	8/9	7/10	5/14	2/3

Abbott (23G,33G) (20G) (48G,30N) (47G) (34B) (35G) ( ) ( ) (49N) (40G) (23G,43N) ( ) ( ) ( ) ( ) ( )

DeLine ( ) ( ) ( ) ( ) ( ) ( ) ( ) ( ) ( ) ( ) ( ) (38G) (23G) (26G,41N) (24G,42G) (45G,45N)

Defensive Tackles (solo-ast-total-pd-ff-fr): Plummer 97-21-118-4-1-0, Glenn 73-17-90-8-1-2, Byrd 55-17-72-15-1-0, Williams 61-10-71-10-2-1, Faucette 43-19-62-3-0-1, Browner 47-12-59-5-0-1, Smith 39-11-50-1-1-0, Patterson 41-3-44-9-1-1, Phillips 33-8-41-1-0-0, Charles 34-6-40-0-1-1, Bennett 35-2-37-9-0-0, Seale 31-5-36-7-1-2, Figaro 24-11-35-1-0-0, Coleman 24-8-32-2-1-1, Bayless 28-3-31-1-1-0, O'Neal 22-6-28-2-1-0, Keys 22-4-26-1-0-1, Miller 19-2-21-3-0-0, Wilson 11-6-17-1-0-0, Campbell 14-1-15-0-0-0, Hinkle 10-0-10-0-0-0, Jackson 6-4-10-0-0-0, Miller 6-2-8-0-0-0, Brandon 4-2-6-1-0-1, Kirk 1-0-1-0-0-1

Passing	Att.	Comp.	Yds.	Comp.%	Yds./Att.	TD	TD%	Int.	Int.%	Long	Sack/Lost	Rating
Malone	272	147	1580	.540	5.81	6	.022	13	.048	59	9/45	58.8
Laufenberg	144	69	778	.479	5.40	4	.028	5	.035	47t	18/155	59.3
Vlasic	52	25	270	.481	5.19	1	.019	2	.038	57	3/32	54.2
James	0	0	0	–	–	0	–	0	–	0	1/8	–
Chargers	**468**	**241**	**2628**	**.515**	**5.62**	**11**	**.024**	**20**	**.043**	**59**	**31/240**	**58.4**
Opponents	517	274	3525	.530	6.82	22	.043	16	.031	96t	34/240	75.9

1987 FINAL STATISTICS

(8-7 Overall) Third AFC West - Al Saunders
Home (4-3); Away (4-4)

Date	W/L	Score	Opponent	Att.
09/13	L	13-20	at Kansas City	56,940
09/20	W	28-24	St. Louis	47,988
10/04	W	10-9	at Cincinnati	26,209
10/11	W	17-13	at Tampa Bay	23,873
10/18	W	23-17	at L.A. Raiders	23,541
10/25	W	42-21	Kansas City	47,972
11/01	W	27-24 OT	Cleveland	55,381
11/08	W	16-13	at Indianapolis	60,459
11/15	W	16-14	L.A. Raiders †	60,639
11/22	L	3-34	at Seattle	62,444
11/29	L	17-31	Denver †	61,880
12/06	L	18-33	at Houston	31,714
12/13	L	16-20	Pittsburgh	51,605
12/20	L	7-20	Indianapolis	46,211
12/27	L	0-24	at Denver	21,189

Team Statistics	Chargers	Opponents
TOTAL FIRST DOWNS	264	280
Rushing	68	120
Passing	175	136
Penalty	21	24
Third Down: Made/Att.	58/193	75/215
Third Down Pct.	.301	.349
Fourth Down: Made/Att.	5/15	6/10
Fourth Down Pct.	.333	.600
TOTAL NET YARDS	4588	4953
Avg. Per Game	305.9	330.2
Total Plays	951	1008
Avg. Per Play	4.8	4.9
NET YARDS RUSHING	1308	2171
Avg. Per Game	87.2	144.7
Total Rushes	396	522
NET YARDS PASSING	3280	2782
Avg. Per Game	218.7	185.5
Sacked/Yards Lost	39/322	45/298
Gross Yards	3602	3080
Attempts/Completions	516/303	441/227
Completion Pct.	.587	.515
Had Intercepted	23	13
PUNTS/AVERAGE	84/42.0	89/41.5
NET PUNTING AVG.	33.8	33.6
PENALTIES/YARDS	98/743	107/869
FUMBLES/BALL LOST	38/20	26/15
TOUCHDOWNS	29	37
Rushing	11	14
Passing	13	19
Returns	5	4
TIME OF POSSESSION	28:08	31:52

Score by Quarters	Q1	Q2	Q3	Q4	OT	PTS.
Chargers	79	55	25	91	3	253
Opponents	68	104	68	77	0	317

Scoring	TD	RU	PA	RT	PAT	FG	S	PTS.
Abbott	0	0	0	0	22/23	13/22	0	61
James	6	2	3	1	0/0	0/0	0	36
G. Anderson	5	3	2	0	0/0	0/0	0	30
Winslow	3	0	3	0	0/0	0/0	0	18
Gaffney	0	0	0	0	4/5	3/6	0	13
Chandler	2	0	2	0	0/0	0/0	0	12
Fouts	2	2	0	0	0/0	0/0	0	12
Neuheisel	1	1	0	0	0/0	0/0	0	7
Adams	1	1	0	0	0/0	0/0	0	6
Bernstine	1	0	1	0	0/0	0/0	0	6
Brandon	1	0	0	1	0/0	0/0	0	6
Glenn	1	0	0	1	0/0	0/0	0	6
Middleton	1	1	0	0	0/0	0/0	0	6
L. Miller	1	0	0	1	0/0	0/0	0	6
Moffett	1	0	1	0	0/0	0/0	0	6
Patterson TM	1	0	0	1	0/0	0/0	0	6
Sartin	1	1	0	0	0/0	0/0	0	6
A. Williams	1	0	1	0	0/0	0/0	0	6
L. Williams	0	0	0	0	0/0	0/0	1	2
Chargers	**29**	**11**	**13**	**5**	**26/28**	**16/28**	**2**	**253**
Opponents	37	14	19	4	36/37	19/29	1	317

2-Pt. Conversions: Chargers 0-0, Opponents 0-0

Sacks: L. Williams 8.0, Phillips 5.0, B. Winter 4.0, Ehin 3.5, Banks 3.0, L. Miller 3.0, Smith 3.0, Bayless 2.5, Uhrein 2.5, K. Simmons 1.5, Benson 1.0, Charles 1.0, Hunter 1.0, Jackson 1.0, Kirk 1.0, T. Simmons 1.0, Snipes TM 1.0, K. Wilson 1.0, Anderson 0.5, Glenn 0.5, **Chargers 45.0**, Opponents 39.0

Defensive Tackles (solo-ast-total-pd-ff-fr): Plummer 76-12-88-2-3-2, Banks 61-10-71-5-2-2, Glenn 57-9-66-6-1-1, Bayless 44-22-66-1-1-1, Plummer 48-14-62-1-1-0, Patterson 55-3-58-13-0-1, Byrd 49-8-57-9-0-1, Phillips 43-10-53-2-0-0, Ehin 36-8-44-3-0-1, Charles 35-9-44-1-1-0, Williams 31-8-39-5-2-0, Jackson 33-5-38-0-1-1, Benson 31-7-38-0-1-1, Miller 21-0-21-1-1-2, Walters 14-6-20-1-0-0, Hunter 15-4-19-0-0-0, Kirk 11-4-15-0-0-0, Holohan 11-0-11-0-0-0, Ware 10-1-11-0-0-0, Taylor 8-3-11-1-0-0, Unrein 6-4-10-0-0-0, Bernstine 6-3-9-0-0-0, Wilson 6-2-8-0-0-0, Sievers 7-0-7-0-0-0, Brandon 4-0-4-0-0-1, Baldwin 3-0-3-0-0-0, Mojsiejenko 2-0-2-0-0-0, Hardison 0-1-1-0-0-0

Rushing	No.	Yds.	Avg.	Long	TD
Adams	90	343	3.8	24	1
G. Anderson	80	260	3.3	25	3
Ti. Spencer	73	228	3.1	16	0
James	27	102	3.8	15t	2
Jenkins	22	88	4.0	9	0
Middleton	18	74	2.6	21	1
Sartin	19	52	2.7	10	1
Neuheisel	6	41	6.8	18	1
Redden	11	36	3.3	7	0
To. Spencer	14	24	1.7	5	0
Holland	1	17	17.0	17	0
Kelley	4	17	4.3	10	0
A. Williams	1	11	11.0	11	0
Bernstine	1	9	9.0	9	0
Steels	1	3	3.0	3	0
Zachary	1	3	3.0	3	0
Moffett	1	1	1.0	1	0
Fouts	12	0	0.0	2	2
Hermann	4	-1	-.2	0	0
Chargers	**396**	**1308**	**3.3**	**25**	**11**
Opponents	522	2171	4.2	53	14

Receiving	No.	Yds.	Avg.	Long	TD
Winslow	53	519	9.8	30	3
G. Anderson	47	503	10.7	38	2
James	41	593	14.5	46	3
Chandler	39	617	15.8	27	2
Holohan	20	239	12.0	18	0
Ti. Spencer	17	123	7.2	18	0
A. Williams	12	247	20.6	57	1
Bernstine	10	76	7.6	15	1
Middleton	8	43	5.4	17	0
Jenkins	8	40	5.0	7	0
Holt	7	56	8.0	17	0
Redden	7	46	6.6	13	0
Holland	6	138	23.0	45	0
Rome	6	49	8.2	13	0
Sartin	6	19	3.2	8	0
Moffett	5	80	16.0	25	1
Adams	4	38	9.5	21	0
Muhammad	2	87	43.5	67	0
To. Spencer	2	47	23.5	45	0
Ware	2	38	19.0	23	0
Steels	1	4	4.0	4	0
Chargers	**303**	**3602**	**11.9**	**67**	**13**
Opponents	227	3080	13.6	63t	19

Interceptions	No.	Yds.	Avg.	Long	TD
Smith	5	28	5.6	12	0
Glenn	4	166	41.5	103t	1
Patterson TM	1	75	75.0	75t	1
Banks	1	20	20.0	20	0
Plummer	1	2	2.0	2	0
Brazley	1	0	0.0	0	0
Chargers	**13**	**291**	**22.4**	**103t**	**2**
Opponents	23	266	11.6	58	1

Punting	No.	Yds.	Avg.	Net	TB	I-20	Lg.	B
Mojsiejenko	67	2875	42.9	33.5	12	15	57	0
Prokop	17	654	38.5	35.1	1	1	50	0
Chargers	**84**	**3529**	**42.0**	**33.8**	**13**	**16**	**57**	**0**
Opponents	89	3694	41.5	33.6	10	18	61	1

Punt Returns	Ret.	FC	Yds.	Avg.	Lg.	TD
James	32	7	400	12.5	81t	1
A. Williams	10	1	96	9.6	25	0
Rome	3	1	12	4.0	6	0
Chargers	**45**	**9**	**508**	**11.3**	**81t**	**1**
Opponents	43	9	429	10.0	71t	1

Kickoff Returns	Ret.	Yds.	Avg.	Long	TD
G. Anderson	22	433	19.7	31	0
Holland	19	410	21.6	46	0
Sartin	5	117	23.4	28	0
Adams	4	32	8.0	11	0
Kirk	3	15	5.0	10	0
James	2	41	20.5	21	0
Jenkins	2	46	23.0	25	0
Rome	2	28	14.0	17	0
Bernstine	1	13	13.0	13	0
Hunter	1	0	0.0	0	0
Zachary	1	2	2.0	2	0
Chargers	**62**	**1137**	**18.3**	**46**	**0**
Opponents	50	985	19.7	95t	1

Field Goals	1-19	20-29	30-39	40-49	50+
Abbott	0/0	2/3	9/10	2/6	0/3
Gaffney	0/0	3/3	0/3	0/0	0/0
Chargers	**0/0**	**5/6**	**9/13**	**2/6**	**0/3**
Opponents	0/0	6/7	6/9	7/12	0/1

Abbott (32G,44N,33G) ( ) ( ) ( ) ( ) ( ) (52N,32N,20G,33G) (42G,37G,39G) (38G,47G, 39G,53N) (33G) (32G) (27G) (42N,46N,48N) (52N) (26N)
Gaffney ( ) ( ) (30N,24G) (27G,38N) (36B,21G) ( ) ( ) ( ) ( ) (

1986 FINAL STATISTICS

(4-12 Overall) Fifth AFC West - Don Coryell (1-7); Al Saunders (3-5)
Home (2-6); Away (2-6)

Date	W/L	Score	Opponent	Att.
09/07	W	50-28	Miami †	57,726
09/14	L	7-20	at New York Giants	74,921
09/21	L	27-30	Washington	57,853
09/28	L	13-17	at L.A. Raiders	63,153
10/06	L	7-33	at Seattle	63,207
10/12	L	14-31	Denver †	55,662
10/19	L	41-42	at Kansas City	55,767
10/26	L	7-23	at Philadelphia	41,469
11/02	L	23-24	Kansas City	48,518
11/09	W	9-3	at Denver	75,012
11/16	L	21-24	Dallas †	55,622
11/20	L	31-37 OT	L.A. Raiders †	56,031
11/30	W	17-3	at Indianapolis	47,950
12/07	W	27-0	Houston	40,103
12/14	L	24-34	Seattle	47,096
12/21	L	17-47	at Cleveland	68,505

Team Statistics	Chargers	Opponents
TOTAL FIRST DOWNS	334	308
Rushing	98	104
Passing	212	182
Penalty	24	22
Third Down: Made/Att.	98/231	95/221
Third Down Pct.	.424	.430
Fourth Down: Made/Att.	6/13	1/5
Fourth Down Pct.	.462	.200
TOTAL NET YARDS	5356	5366
Avg. Per Game	334.8	335.4
Total Plays	1107	1046
Avg. Per Play	4.8	5.1
NET YARDS RUSHING	1576	1678
Avg. Per Game	98.5	104.9
Total Rushes	471	475
NET YARDS PASSING	3780	3688
Avg. Per Game	236.3	230.5
Sacked/Yards Lost	32/265	62/440
Gross Yards	4045	4128
Attempts/Completions	604/339	509/288
Completion Pct.	.561	.566
Had Intercepted	33	15
PUNTS/AVERAGE	79/40.4	81/40.8
NET PUNTING AVG.	32.9	34.9
PENALTIES/YARDS	119/977	108/918
FUMBLES/BALL LOST	29/16	42/22
TOUCHDOWNS	41	47
Rushing	19	14
Passing	21	27
Returns	1	6
TIME OF POSSESSION	30:32	29:28

Score by Quarters	Q1	Q2	Q3	Q4	OT	PTS.
Chargers	**73**	**125**	**48**	**89**	**0**	**335**
Opponents	64	98	101	127	6	396

Scoring	TD	RU	PA	RT	PAT	FG	S	PTS.
Benirschke	0	0	0	0	39/41	16/25	0	87
Anderson	9	1	8	0	0/0	0/0	0	54
McGee	7	7	0	0	0/0	0/0	0	42
Spencer	6	6	0	0	0/0	0/0	0	36
Winslow	5	0	5	0	0/0	0/0	0	30
Adams	4	4	0	0	0/0	0/0	0	24
Chandler	4	0	4	0	0/0	0/0	0	24
Joiner	2	0	2	0	0/0	0/0	0	12
Flick	1	1	0	0	0/0	0/0	0	6
Holohan	1	0	1	0	0/0	0/0	0	6
Johnson	1	0	1	0	0/0	0/0	0	6
O'Neal	1	0	0	1	0/0	0/0	0	6
Chargers	**41**	**19**	**21**	**1**	**39/41**	**16/25**	**1**	**335**
Opponents	47	14	27	6	45/46	23/31	0	396

2-Pt. Conversions: Chargers 0-0, Opponents 0-0

Sacks: Lee Williams 15.0, O'Neal 12.5, Smith 11.0, Hardison 6.5, Wilson 5.5, Benson 5.0, Ehin 2.5, Plummer 2.5, Robinson TM 1.0, Unrein 0.5, **Chargers 62.0**, Opponents 32.0

Rushing	No.	Yds.	Avg.	Long	TD
Anderson	127	442	3.5	17	1
Adams	118	366	3.1	22	4
Spencer	99	350	3.5	23	6
James	51	224	4.4	24	0
McGee	63	187	3.0	20	7
Herrmann	2	6	3.0	6	0
Flick	6	5	0.8	7	1
Mathison	1	-1	-1.0	-1	0
Fouts	4	-3	-0.7	0	0
Chargers	**471**	**1576**	**3.3**	**24**	**19**
Opponents	475	1678	3.5	28t	14

Receiving	No.	Yds.	Avg.	Long	TD
Anderson	80	871	10.9	65t	8
Winslow	64	728	11.4	28t	5
Chandler	56	874	15.6	40	4
Joiner	34	440	12.9	33	2
Johnson	30	399	13.3	30	1
Holohan	29	356	12.3	34	1
James	23	173	7.5	18	0
McGee	10	105	10.5	18	0
Spencer	6	48	8.0	15	0
Adams	4	26	6.5	10	0
Sievers	2	14	7.0	9	0
Ware	1	11	11.0	11	0
Chargers	**339**	**4045**	**11.9**	**65t**	**21**
Opponents	288	4128	41.3	72t	27

Interceptions	No.	Yds.	Avg.	Long	TD
Byrd	5	45	9.0	18	0
Dale	4	153	38.3	50	0
Glenn TM	2	31	15.5	31	0
O'Neal	2	22	11.0	17	1
Brown TM	1	23	23.0	23	0
Taylor	1	0	0.0	0	0
Chargers	**15**	**274**	**18.3**	**50**	**1**
Opponents	33	421	12.8	80	2

Punting	No.	Yds.	Avg.	Net	TB	I-20	Lg.	B
Mojsiejenko	72	3026	42.0	32.9	11	15	62	2
Chandler	5	167	33.4	33.0	0	0	38	0
Chargers	**79**	**3193**	**40.4**	**32.9**	**11**	**15**	**62**	**2**
Opponents	81	3304	40.8	34.9	7	15	59	0

Punt Returns	Ret.	FC	Yds.	Avg.	Lg.	TD
Anderson	25	10	227	9.1	30	0
James	9	6	94	10.4	21	0
Chandler	3	0	13	4.3	10	0
Chargers	**37**	**16**	**334**	**9.0**	**30**	**0**
Opponents	43	5	370	8.6	48	1

Kickoff Returns	Ret.	Yds.	Avg.	Long	TD
Anderson	24	482	20.1	35	0
James	18	315	17.5	31	0
Adams	5	100	20.0	25	0
Spencer	5	81	16.2	21	0
Wyatt	5	74	14.8	23	0
Johnson	3	48	16.0	21	0
Winslow	2	11	5.5	8	0
Chandler	1	11	11.0	11	0
McGee	1	15	15.0	15	0
Plummer	1	0	0.0	0	0
Chargers	**65**	**1137**	**17.5**	**35**	**0**
Opponents	60	1088	18.1	46	0

Field Goals	1-19	20-29	30-39	40-49	50+
Benirschke	1/1	6/9	5/8	3/5	1/2
Chargers	**1/1**	**6/9**	**5/8**	**3/5**	**1/2**
Opponents	1/1	11/13	8/9	1/6	2/2

Benirschke (26G,36G,36G) ( ) (50G,31G) ( ) (30N) ( ) (30G,35N,21G) ( ) (31B) (25G, 48G,26N,21G) (55N,44N) (47G) (19G,26B,43N) (20G,35G) (23G) (40G,23N)

Defensive Tackles (solo-ast-total-pd-ff-fr): Smith 83-27-110-6-4-1, Dale 85-16-101-6-2-0, Plummer 78-20-98-3-1-3, Benson 65-25-90-5-3-1, O'Neal 61-21-82-6-3-1, Williams 57-16-73-6-0-1, Byrd 50-9-59-5-1-0, Lowe 43-12-55-0-1-2, Ehin 30-16-46-0-0-1, Brown 41-2-43-5-1-2, Taylor 33-6-39-12-0-1, Glenn 29-4-33-5-0-2, Davis 27-5-32-8-0-0, Allert 20-12-32-0-0-0, Robinson 20-9-29-3-2-1, Wyatt 19-6-25-1-0-0, Unrein 15-9-24-0-0-0, Hardison 17-6-23-0-1-1, Wilson 19-2-21-1-1-0, Hunter 17-4-21-5-0-0, Sullivan 16-5-21-1-0-0, Nelson 6-2-8-0-0-1, Winter 5-1-6-0-0-0

Passing	Att.	Comp.	Yds.	Comp.%	Yds./Att.	TD	TD%	Int.	Int.%	Long	Sack/Lost	Rating
Fouts	430	252	3031	.586	7.05	16	.037	22	.051	65t	21/173	71.4
Herrmann	97	51	627	.526	6.46	2	.021	3	.031	28	5/43	66.8
Flick	73	33	361	.452	4.95	2	.027	8	.110	26	6/49	29.9
Holohan	2	1	21	.500	10.50	0	.000	0	.000	21	0/0	87.5
Anderson	1	1	4	100.0	4.00	1	100.0	0	.000	4t	0/0	122.9
McGee	1	1	1	100.0	1.00	0	.000	0	.000	1	0/0	79.2
Chargers	**604**	**339**	**4045**	**.561**	**6.70**	**21**	**.035**	**33**	**.055**	**65t**	**32/265**	**65.6**
Opponents	509	288	4128	.566	8.11	27	.053	15	.029	72t	62/440	88.4

1985 FINAL STATISTICS

(8-8 Overall) Fourth AFC West - Don Coryell
Home (6-2); Away (2-6)

Date	W/L	Score	Opponent	Att.
09/08	W	14-9	at Buffalo	67,597
09/15	L	35-49	Seattle	54,420
09/22	W	44-41	at Cincinnati	52,270
09/29	L	7-21	Cleveland	52,107
10/06	L	21-26	at Seattle	61,300
10/13	W	31-20	Kansas City	50,067
10/20	L	17-21	at Minnesota	61,670
10/28	L	21-34	at L.A. Raiders	69,297
11/03	W	30-10	Denver †	57,312
11/10	W	40-34 OT	L.A. Raiders †	58,566
11/17	L	24-30 OT	at Denver	74,376
11/24	L	35-37	at Houston	34,336
12/01	W	40-7	Buffalo	45,487
12/08	W	54-44	Pittsburgh †	52,098
12/15	W	20-14	Philadelphia	45,569
12/22	L	34-38	at Kansas City	18,178

Team Statistics	Chargers	Opponents
TOTAL FIRST DOWNS	380	364
Rushing	92	122
Passing	259	218
Penalty	29	24
Third Down: Made/Att.	86/208	89/209
Third Down Pct.	.413	.426
Fourth Down: Made/Att.	6/10	8/12
Fourth Down Pct.	.600	.667
TOTAL NET YARDS	6535	6265
Avg. Per Game	408.4	391.6
Total Plays	1111	1105
Avg. Per Play	5.9	5.7
NET YARDS RUSHING	1665	1972
Avg. Per Game	104.1	123.3
Total Rushes	440	470
NET YARDS PASSING	4870	4293
Avg. Per Game	304.4	268.3
Sacked/Yards Lost	39/305	40/304
Gross Yards	5175	4597
Attempts/Completions	632/386	595/357
Completion Pct.	.611	.600
Had Intercepted	30	26
PUNTS/AVERAGE	68/42.4	70/38.8
NET PUNTING AVG.	35.7	33.5
PENALTIES/YARDS	100/937	86/703
FUMBLES/BALL LOST	44/19	37/16
TOUCHDOWNS	60	55
Rushing	20	25
Passing	37	28
Returns	3	2
TIME OF POSSESSION	29:21	30:39

Score by Quarters	Q1	Q2	Q3	Q4	OT	PTS.
Chargers	**86**	**134**	**96**	**145**	**6**	**467**
Opponents	82	124	114	109	6	435

Scoring	TD	RU	PA	RT	PAT	FG	S	PTS.
Thomas	0	0	0	0	51/55	18/28	0	105
Chandler	10	0	10	0	0/0	0/0	0	60
Spencer	10	10	0	0	0/0	0/0	0	60
James	8	2	6	0	0/0	0/0	0	48
Anderson	7	4	2	1	0/0	0/0	0	42
Joiner	7	0	7	0	0/0	0/0	0	42
Sievers	6	0	6	0	0/0	0/0	0	36
Holohan	3	0	3	0	0/0	0/0	0	18
McGee	3	3	0	0	0/0	0/0	0	18
Bendross	2	0	2	0	0/0	0/0	0	12
Adams	1	1	0	0	0/0	0/0	0	6
Dale	1	0	0	1	0/0	0/0	0	6
Hendy	1	0	0	1	0/0	0/0	0	6
Johnson	1	0	1	0	0/0	0/0	0	6
Benirschke	0	0	0	0	2/2	0/0	0	2
Chargers	**60**	**20**	**37**	**3**	**53/57**	**18/28**	**0**	**467**
Opponents	55	25	28	2	51/53	18/30	0	435

2-Pt. Conversions: Chargers 0-0, Opponents 0-0

Sacks: Williams 9.0, Robinson 7.0, L. King 6.0, Lowe 5.5, Wilson 3.0, Bradley 2.0, Garnett TM 1.0, B. Smith 2.0, Ehin 1.5, Davis 1.0, Ferguson TM 1.0, Green 1.0, **Chargers 40.0**, Opponents 39.0

Rushing	No.	Yds.	Avg.	Long	TD
James	105	516	4.9	56t	2
Spencer	124	478	3.9	24	10
Anderson	116	429	3.7	27	4
McGee	42	181	4.3	44	3
Adams	16	49	3.1	14	1
Steels TM	6	12	2.0	5	0
Chandler	1	9	9.0	9	0
Mojsiejenko	1	0	0.0	0	0
Fouts	11	-1	-0.1	7	0
Herrmann	18	-8	-0.4	11	0
Chargers	**440**	**1665**	**3.8**	**56t**	**20**
Opponents	470	1972	4.2	61	25

Receiving	No.	Yds.	Avg.	Long	TD
James	86	1027	11.9	67t	6
Chandler	67	1199	17.9	75t	10
Joiner	59	932	15.8	39t	7
Holohan	42	458	10.9	23	3
Sievers	41	438	10.7	30t	6
Anderson	35	422	12.1	52t	2
Winslow	25	318	12.7	26	0
Bendross	11	156	14.2	54t	2
Spencer	11	135	12.3	43	0
Johnson	4	51	12.8	20t	1
McGee	3	15	5.0	7	0
Adams	1	12	12.0	12	0
Faulkner	1	12	12.0	12	0
Chargers	**386**	**5175**	**13.4**	**75t**	**37**
Opponents	357	4597	12.9	84t	28

Interceptions	No.	Yds.	Avg.	Long	TD
Walters	5	71	14.2	30	0
Hendy	4	139	34.8	75t	1
Lowe	3	6	2.0	4	0
Dale	2	83	41.5	47t	1
Bradley	2	36	18.0	18	0
Davis	2	29	14.5	28	0
Green	2	17	8.5	12	0
L. King	2	8	4.0	5	0
McPherson	1	30	30.0	30	0
Byrd	1	25	25.0	25	0
Williams	1	17	17.0	17	0
B. Smith	1	0	0.0	0	0
Chargers	**26**	**461**	**17.7**	**75t**	**2**
Opponents	30	268	8.9	27	0

Punting	No.	Yds.	Avg.	Net	TB	I-20	Lg.	B
Mojsiejenko	68	2881	42.4	35.7	9	15	67	0
Chargers	**68**	**2881**	**42.4**	**35.7**	**9**	**15**	**67**	**0**
Opponents	70	2717	38.8	33.5	8	21	61	1

Punt Returns	Ret.	FC	Yds.	Avg.	Lg.	TD
James	25	8	213	8.5	24	0
McPherson	0	2	0	–	–	0
Steels TM	0	1	0	–	–	0
Chargers	**25**	**11**	**213**	**8.5**	**24**	**0**
Opponents	36	1	274	7.6	20	0

Kickoff Returns	Ret.	Yds.	Avg.	Long	TD
James	36	779	21.6	46	0
Anderson	13	302	23.2	98t	1
Steels TM	10	223	22.3	54	0
McGee	7	135	19.3	33	0
Adams	2	50	25.0	26	0
Bendross	1	2	2.0	2	0
Holohan	1	0	0.0	0	0
Sievers	1	3	3.0	3	0
Chargers	**71**	**1494**	**21.0**	**98t**	**1**
Opponents	68	1363	20.0	51	0

Field Goals	1-19	20-29	30-39	40-49	50+
Thomas	1/1	8/8	6/10	3/7	0/2
Chargers	**1/1**	**8/8**	**6/10**	**3/7**	**0/2**
Opponents	0/0	5/6	6/10	5/9	2/5

Thomas ( ) (21G) (20G,28G,52N,34G) (31N) ( ) (30G) (42G) (50N) (36G,35G,18G) (34G,23G,30N,35N) (40B,47B,41N,36G) (47N) (24G,28G) ( ) (45G,46G) (24G,26G, 32N)

Defensive Tackles (solo-ast-total-pd-ff-fr): Smith 99-32-131-7-2-3, Green 79-25-104-6-2-2, Byrd 84-16-100-4-2-1, King 68-16-84-3-6-0, Dale 67-10-77-8-1-0, Lowe 50-12-62-1-1-0, Hendy 44-13-57-4-0-1, Walters 51-5-56-9-0-1, Ehin 39-14-53-3-0-1, Williams 40-9-49-6-1-1, Bradley 32-3-35-7-0-2, Nelson 26-8-34-0-1-0, Wilson 23-7-30-2-1-1, Robinson 19-1-20-4-0-1, O'Bard 12-8-20-2-0-0, Osby 8-3-11-1-0-0

Passing	Att.	Comp.	Yds.	Comp.%	Yds./Att.	TD	TD%	Int.	Int.%	Long	Sack/Lost	Rating
Fouts	430	254	3638	.591	8.46	27	.063	20	.047	75t	18/135	88.1
Herrmann	201	132	1537	.657	7.65	10	.050	10	.050	59	19/157	84.5
Holohan	1	0	0	.000	0.00	0	.000	0	.000	0	1/8	39.6
Anderson	0	0	0	–	–	0	–	0	–	0	1/5	–
Chargers	**632**	**386**	**5175**	**.611**	**8.19**	**37**	**.059**	**30**	**.047**	**75t**	**39/305**	**86.8**
Opponents	595	357	4597	.600	7.73	28	.047	26	.044	84t	40/304	81.8

1984 FINAL STATISTICS

(7-9 Overall) Fifth AFC West - Don Coryell
Home (4-4); Away (3-5)

Date	W/L	Score	Opponent	Att.
09/02	W	42-13	at Minnesota	57,276
09/09	L	17-31	at Seattle	61,314
09/16	W	31-14	Houston †	52,266
09/24	L	30-33	at L.A. Raiders	76,131
09/30	W	27-24	Detroit †	53,509
10/07	W	34-28	at Green Bay	54,045
10/14	L	13-31	at Kansas City	62,233
10/21	L	37-44	L.A. Raiders †	57,442
10/29	L	0-24	Seattle †	53,974
11/04	W	38-10	at Indianapolis	60,143
11/11	L	13-16	Denver †	53,162
11/18	W	34-28 OT	Miami †	53,041
11/25	L	24-52	at Pittsburgh	55,856
12/03	W	20-7	Chicago †	45,470
12/09	L	13-16	at Denver	74,867
12/16	L	21-42	Kansas City †	40,221

Team Statistics	Chargers	Opponents
TOTAL FIRST DOWNS	374	322
Rushing	106	109
Passing	240	189
Penalty	28	24
Third Down: Made/Att.	115/244	83/197
Third Down Pct.	.471	.421
Fourth Down: Made/Att.	9/21	9/10
Fourth Down Pct.	.429	.900
TOTAL NET YARDS	6297	5936
Avg. Per Game	393.6	371.0
Total Plays	1154	1021
Avg. Per Play	5.5	5.8
NET YARDS RUSHING	1654	1851
Avg. Per Game	103.4	115.7
Total Rushes	456	457
NET YARDS PASSING	4643	4085
Avg. Per Game	290.2	255.3
Sacked/Yards Lost	36/285	33/218
Gross Yards	4928	4303
Attempts/Completions	662/401	531/323
Completion Pct.	.606	.608
Had Intercepted	21	19
PUNTS/AVERAGE	66/42.0	73/39.6
NET PUNTING AVG.	35.1	34.8
PENALTIES/YARDS	112/1023	108/905
FUMBLES/BALL LOST	35/17	34/17
TOUCHDOWNS	48	51
Rushing	18	23
Passing	25	27
Returns	5	1
TIME OF POSSESSION	31:43	28:17

Score by Quarters	Q1	Q2	Q3	Q4	OT	PTS.
Chargers	**96**	**100**	**62**	**130**	**6**	**394**
Opponents	60	127	135	91	0	413

Scoring	TD	RU	PA	RT	PAT	FG	S	PTS.
Benirschke	0	0	0	0	41/41	17/26	0	92
Jackson	9	8	1	0	0/0	0/0	0	54
Chandler	6	0	6	0	0/0	0/0	0	36
Joiner	6	0	6	0	0/0	0/0	0	36
McGee	6	4	2	0	0/0	0/0	0	36
Duckworth	4	0	4	0	0/0	0/0	0	24
P. Johnson TM	3	3	0	0	0/0	0/0	0	18
Sievers	3	0	3	0	0/0	0/0	0	18
Ricardo	0	0	0	0	5/6	3/3	0	14
Byrd	2	0	0	2	0/0	0/0	0	12
Thomas	2	2	0	0	0/0	0/0	0	12
Winslow	2	0	2	0	0/0	0/0	0	12
Holohan	1	0	1	0	0/0	0/0	0	6
James	1	0	0	1	0/0	0/0	0	6
Lowe	1	0	0	1	0/0	0/0	0	6
Morris	1	1	0	0	0/0	0/0	0	6
L. Williams	1	0	0	1	0/0	0/0	0	6
Chargers	**48**	**18**	**25**	**5**	**46/47**	**20/29**	**0**	**394**
Opponents	51	23	27	1	50/50	19/25	0	413

2-Pt. Conversions: Chargers 0-0, Opponents 0-0

Sacks: Ferguson 8.0, Robinson 4.5, King 4.0, Lowe 3.0, B. Smith 3.0, Ehin 2.0, Elko 1.5, Ackerman TM 1.0, Fox 1.0, Green 1.0, Greene 1.0, L. Williams 1.0, Young 1.0, **Chargers 33.0**, Opponents 36.0

Rushing	No.	Yds.	Avg.	Long	TD
Jackson	296	1179	4.0	32t	8
McGee	67	226	3.4	30	4
James	25	115	4.6	20	0
Muncie	14	51	3.6	11	0
P. Johnson TM	19	46	2.4	7	3
Thomas	14	43	3.1	9	2
Morris	5	12	2.4	5	1
Luther	4	11	2.8	7	0
Fouts	12	-29	-2.4	3	0
Chargers	**456**	**1654**	**3.6**	**32t**	**18**
Opponents	457	1851	4.1	81	23

Receiving	No.	Yds.	Avg.	Long	TD
Joiner	61	793	13.0	41	6
Holohan	56	734	13.1	51	1
Winslow	55	663	12.1	33	2
Chandler	52	708	13.6	63t	6
Sievers	41	438	10.7	32	3
Jackson	39	222	5.7	21	1
Duckworth	25	715	28.6	88t	4
James	23	206	9.0	31	0
Bendross	16	213	13.3	29	0
Egloff	11	92	8.4	17	0
McGee	9	76	8.4	43	2
Morris	5	20	4.0	9	0
Muncie	4	38	9.5	20	0
P. Johnson TM	2	7	3.5	7	0
Gissinger	1	3	3.0	3	0
Fouts	1	0	0.0	0	0
Chargers	**401**	**4928**	**12.3**	**88t**	**25**
Opponents	323	4303	13.3	75t	27

Interceptions	No.	Yds.	Avg.	Long	TD
Byrd	4	157	39.3	99t	2
Lowe	3	61	20.3	32t	1
B. Smith	3	41	13.7	21	0
King	2	52	26.0	37	0
Turner	2	43	21.5	43	0
Young	2	31	15.5	31	0
L. Williams	1	66	66.0	66t	1
Fox	1	36	36.0	36	0
Gregor	1	12	12.0	12	0
Chargers	**19**	**499**	**26.3**	**99t**	**4**
Opponents	21	180	8.6	31	0

Punting	No.	Yds.	Avg.	Net	TB	I-20	Lg.	B
Buford	66	2773	42.0	35.1	3	11	60	0
Chargers	**66**	**2773**	**42.0**	**35.1**	**3**	**11**	**60**	**0**
Opponents	73	2890	39.6	34.8	7	25	63	0

Punt Returns	Ret.	FC	Yds.	Avg.	Lg.	TD
James	30	9	208	6.9	58t	1
Bird TM	1	0	4	4.0	4	0
Henderson	1	2	0	0.0	0	0
L. Smith TM	1	0	0	0.0	0	0
Chandler	0	1	0	–	–	0
Chargers	**33**	**12**	**212**	**6.4**	**58t**	**1**
Opponents	43	5	399	9.3	27	0

Kickoff Returns	Ret.	Yds.	Avg.	Long	TD
James	43	959	22.3	55	0
McGee	14	315	22.5	35	0
Bird TM	2	15	7.5	15	0
Egloff	2	20	10.0	11	0
Gofourth	1	0	0.0	0	0
Jackson	1	10	10.0	10	0
Chargers	**63**	**1319**	**20.9**	**55**	**0**
Opponents	72	1437	20.0	44	0

Field Goals	1-19	20-29	30-39	40-49	50+
Benirschke	1/1	4/6	3/4	8/11	1/4
Ricardo	0/0	1/1	1/1	1/1	0/0
Chargers	**1/1**	**5/7**	**4/5**	**9/12**	**1/4**
Opponents	0/0	2/2	5/9	8/9	4/5

Benirschke (28B) (43G) (23G) (51G,33G,48G) (18G,41G) (31G,25N,58N,39G) ( ) ( ) ( ) (23G) (49G,46N,43G) (46N) (29G,49N) (48G,27G,52N) (42G,41G,53N) (39N)
Ricardo ( ) ( ) ( ) ( ) ( ) ( ) (38G,42G) (29G) ( ) ( ) ( ) ( ) ( ) ( ) ( ) ( )

Defensive Tackles (solo-ast-total-pd-ff-fr): Green 106-29-135-4-1-1, Smith 88-27-115-3-0-3, King 75-17-92-9-0-1, Byrd 47-7-54-13-0-0, Lowe 39-15-54-3-1-0, Ferguson 40-10-50-2-2-1, Fox 40-6-46-6-0-1, Greene 33-10-43-1-0-2, Elko 32-11-43-2-0-0, Ehin 29-13-42-0-0-1, Young 30-9-39-8-1-1, Turner 30-6-36-4-0-1, Thrift 28-3-31-0-0-0, Henderson 24-3-27-1-0-0, Smith 23-3-26-6-0-0, Osby 20-2-22-0-0-0, Gregor 16-5-21-0-0-0, McPherson 12-7-19-4-0-1, Walters 13-4-17-3-0-0, Robinson 12-5-17-1-0-2, Preson 11-6-17-0-1-1, Williams 11-3-14-0-0-1, Bradley 9-5-14-2-0-0, Ackerman 7-3-10-0-0-0

Passing	Att.	Comp.	Yds.	Comp.%	Yds./Att.	TD	TD%	Int.	Int.%	Long	Sack/Lost	Rating
Fouts	507	317	3740	.625	7.38	19	.037	17	.034	61t	29/228	83.4
Luther	151	83	1163	.550	7.70	5	.033	3	.030	88t	7/57	82.7
Holohan	2	1	25	.500	12.50	1	.500	0	.000	25t	0/0	135.4
James	2	0	0	.000	0.00	0	.000	1	.500	0	0/0	0.0
Chargers	**662**	**401**	**4928**	**.606**	**1.44**	**25**	**.038**	**21**	**.032**	**88t**	**36/285**	**82.9**
Opponents	531	323	4303	.608	8.10	27	.051	19	.036	75t	33/218	88.6

1983 FINAL STATISTICS

(6-10 Overall) Fourth AFC West - Don Coryell
Home (4-4); Away (2-6)

Date	W/L	Score	Opponent	Att.
09/04	L	29-41	New York Jets †	51,004
09/12	W	17-14	at Kansas City	62,150
09/18	L	31-34	at Seattle	61,714
09/25	L	24-30 OT	Cleveland †	49,482
10/02	W	41-34	at New York Giants	73,892
10/09	W	28-21	Seattle †	49,132
10/16	L	21-37	at New England	59,016
10/23	L	6-14	at Denver	74,581
10/31	L	24-27	Washington †	46,114
11/06	L	3-26	at Pittsburgh	58,191
11/13	W	24-23	Dallas †	46,192
11/20	L	14-44	at St. Louis	40,644
11/27	W	31-7	Denver †	43,650
12/01	L	10-42	L.A. Raiders †	47,760
12/11	W	41-38	Kansas City †	35,510
12/18	L	14-30	at L.A. Raiders	57,325

Team Statistics	Chargers	Opponents
TOTAL FIRST DOWNS	361	347
Rushing	106	137
Passing	230	187
Penalty	25	23
Third Down: Made/Att.	93/215	109/231
Third Down Pct.	.433	.472
Fourth Down: Made/Att.	10/21	8/15
Fourth Down Pct.	.476	.533
TOTAL NET YARDS	6197	5955
Avg. Per Game	387.3	372.2
Total Plays	1086	1127
Avg. Per Play	5.7	5.3
NET YARDS RUSHING	1536	2173
Avg. Per Game	96.0	135.8
Total Rushes	423	552
NET YARDS PASSING	4661	3782
Avg. Per Game	291.3	236.4
Sacked/Yards Lost	28/230	31/269
Gross Yards	4891	4051
Attempts/Completions	635/369	544/330
Completion Pct.	.581	.607
Had Intercepted	33	16
PUNTS/AVERAGE	63/43.9	70/39.7
NET PUNTING AVG.	36.6	36.1
PENALTIES/YARDS	115/961	111/953
FUMBLES/BALL LOST	42/22	26/17
TOUCHDOWNS	45	57
Rushing	16	26
Passing	27	28
Returns	2	3
TIME OF POSSESSION	28:04	31:56

Score by Quarters	Q1	Q2	Q3	Q4	OT	PTS.
Chargers	**92**	**92**	**75**	**99**	**0**	**358**
Opponents	83	137	95	141	6	462

Scoring	TD	RU	PA	RT	PAT	FG	S	PTS.
Benirschke	0	0	0	0	43/45	15/24	0	88
Muncie	13	12	1	0	0/0	0/0	0	78
Winslow	8	0	8	0	0/0	0/0	0	48
Chandler	5	0	5	0	0/0	0/0	0	30
Duckworth	5	0	5	0	0/0	0/0	0	30
Brooks	3	3	0	0	0/0	0/0	0	18
Joiner	3	0	3	0	0/0	0/0	0	18
Sievers	3	0	3	0	0/0	0/0	0	18
Holohan	2	0	2	0	0/0	0/0	0	12
Fouts	1	1	0	0	0/0	0/0	0	6
Nelson	1	0	0	1	0/0	0/0	0	6
Young	1	0	0	1	0/0	0/0	0	6
Chargers	**45**	**16**	**27**	**2**	**43/45**	**15/24**	**0**	**358**
Opponents	57	26	28	3	54/56	22/29	0	462

2-Pt. Conversions: Chargers 0-0, Opponents 0-0

Sacks: King 8.0, Ferguson 5.0, Lowe 4.5, Johnson 3.0, B. Smith 3.0, Ackerman 1.5, Green 1.0, Henderson 1.0, McPherson 1.0, Young 1.0, Bradley 0.5, Elko 0.5, **Chargers 31.0**, Opponents 28.0

Rushing	No.	Yds.	Avg.	Long	TD
Muncie	235	886	3.8	34t	12
Brooks	127	516	4.1	61	3
S. Smith	24	91	3.8	20	0
Jackson	11	39	3.5	6	0
Chandler	2	25	12.5	23	0
Cappelletti	1	5	5.0	5	0
Mathison	1	0	0.0	0	0
Fouts	12	-5	-0.4	3	1
Sievers	1	-7	-7.0	-7	0
Luther	9	-14	-1.6	8	0
Chargers	**423**	**1536**	**3.6**	**61**	**16**
Opponents	552	2173	3.9	49t	26

Receiving	No.	Yds.	Avg.	Long	TD
Winslow	88	1172	13.3	46	8
Joiner	65	960	14.8	33t	3
Chandler	58	845	14.6	44t	5
Muncie	42	396	9.4	27	1
Sievers	33	452	13.7	28	3
Brooks	25	215	8.6	36	0
Holohan	23	272	11.8	35	2
Duckworth	20	422	21.1	59t	5
S. Smith	6	51	8.5	21	0
Jackson	5	42	8.4	10	0
Carr	2	36	18.0	23	0
Scales	2	28	14.0	14	0
Chargers	**369**	**4891**	**13.3**	**59t**	**27**
Opponents	330	4051	12.3	71t	28

Interceptions	No.	Yds.	Avg.	Long	TD
Walters	7	55	7.9	33	0
Young	2	49	24.5	40t	1
Fox	2	14	7.0	14	0
King	1	19	19.0	19	0
Preston	1	13	13.0	13	0
Green	1	3	3.0	3	0
Byrd	1	0	0.0	0	0
McPherson	1	0	0.0	0	0
Chargers	**16**	**153**	**9.6**	**40t**	**1**
Opponents	33	377	11.4	39	2

Punting	No.	Yds.	Avg.	Net	TB	I-20	Lg.	B
Buford	63	2763	43.9	36.6	8	13	60	0
Chargers	**63**	**2763**	**43.9**	**36.6**	**8**	**13**	**60**	**0**
Opponents	70	2780	39.7	36.1	2	27	55	1

Punt Returns	Ret.	FC	Yds.	Avg.	Lg.	TD
Brooks	18	4	137	7.6	30	0
Chandler	8	6	26	3.3	11	0
Fortune	4	0	16	4.0	9	0
Scales	2	0	34	17.0	30	0
Laird	1	0	0	0.0	0	0
Chargers	**33**	**10**	**213**	**6.5**	**30**	**0**
Opponents	35	5	299	8.5	28	0

Kickoff Returns	Ret.	Yds.	Avg.	Long	TD
Brooks	32	607	19.0	34	0
Laird	15	342	22.8	41	0
Jackson	11	201	18.3	32	0
McPherson	5	77	15.4	19	0
Jodat	3	45	15.0	18	0
Young	3	41	13.7	19	0
S. Smith	2	32	16.0	21	0
Scales	1	16	16.0	16	0
Sievers	1	6	6.0	6	0
B. Smith	1	10	10.0	10	0
Chargers	**74**	**1377**	**18.6**	**41**	**0**
Opponents	70	1426	20.4	64	0

Field Goals	1-19	20-29	30-39	40-49	50+
Benirschke	0/0	7/7	5/7	2/7	1/3
Chargers	**0/0**	**7/7**	**5/7**	**2/7**	**1/3**
Opponents	0/0	5/5	11/13	6/8	0/3

Benirschke (23G,46N) (51G,46N) (26G,46N) (37G,34N,41N,49N) (40G,37G) ( ) ( ) (29G,30G,53N) (43G) (39G,52N) (37G) ( ) (34N,20G) (24G) (27G,28G) ( )

Passing	Att.	Comp.	Yds.	Comp.%	Yds./Att.	TD	TD%	Int.	Int.%	Long	Sack/Lost	Rating
Fouts	340	215	2975	.632	8.75	20	.059	15	.044	59t	14/107	92.5
Luther	287	151	1875	.526	6.53	7	.024	17	.059	46	13/120	56.6
Mathison	5	3	41	.600	8.20	0	.000	1	.200	25	0/0	46.7
Buford	1	0	0	.000	0.00	0	.000	0	.000	0	0/0	39.6
Holohan	1	0	0	.000	0.00	0	.000	0	.000	0	0/0	39.6
S. Smith	1	0	0	.000	0.00	0	.000	0	.000	0	0/0	39.6
Chandler	0	0	0	–	–	0	–	0	–	0	1/3	–
Chargers	**635**	**369**	**4891**	**.581**	**7.70**	**27**	**.043**	**33**	**.052**	**59t**	**28/230**	**75.1**
Opponents	544	330	4051	.607	7.45	28	.051	16	.029	71t	31/269	88.6

1982 FINAL STATISTICS

(6-3 Overall) Second AFC West - Don Coryell
Home (3-1); Away (3-2); Postseason (1-1)

Date	W/L	Score	Opponent	Att.
09/12	W	23-3	at Denver	73,564
09/19	L	12-19	at Kansas City	60,514
11/22	L	24-28	at L.A. Raiders	42,162
11/28	W	30-20	Denver †	47,629
12/05	W	30-13	at Cleveland	54,064
12/11	W	41-37	at San Francisco	55,988
12/20	W	50-34	Cincinnati †	51,296
12/26	W	44-26	Baltimore †	49,711
01/02	L	34-41	L.A. Raiders †	51,612
AFC Wild Card Playoffs				
01/09	W	31-28	at Pittsburgh	53,546
AFC Divisional Playoffs				
01/16	L	13-34	at Miami	71,383

Team Statistics	Chargers	Opponents
TOTAL FIRST DOWNS	233	196
Rushing	72	65
Passing	145	119
Penalty	16	12
Third Down: Made/Att.	53/102	39/103
Third Down Pct.	.520	.379
Fourth Down: Made/Att.	0/1	7/11
Fourth Down Pct.	.000	.636
TOTAL NET YARDS	4048	3253
Avg. Per Game	449.8	361.4
Total Plays	617	591
Avg. Per Play	6.6	5.5
NET YARDS RUSHING	1121	961
Avg. Per Game	124.6	106.8
Total Rushes	267	230
NET YARDS PASSING	2927	2292
Avg. Per Game	325.2	254.7
Sacked/Yards Lost	12/94	19/145
Gross Yards	3021	2437
Attempts/Completions	338/208	342/233
Completion Pct.	.615	.681
Had Intercepted	12	13
PUNTS/AVERAGE	23/37.7	27/44.9
NET PUNTING AVG.	31.4	34.6
PENALTIES/YARDS	64/530	70/612
FUMBLES/BALL LOST	17/8	19/12
TOUCHDOWNS	34	25
Rushing	15	10
Passing	19	10
Returns	0	5
TIME OF POSSESSION	29:18	30:42

Score by Quarters	Q1	Q2	Q3	Q4	OT	PTS.
Chargers	**51**	**90**	**83**	**64**	**0**	**288**
Opponents	30	63	71	57	0	221

Scoring	TD	RU	PA	RT	PAT	FG	S	PTS.
Benirschke	0	0	0	0	32/34	16/22	0	80
Chandler	9	0	9	0	0/0	0/0	0	54
Muncie	9	8	1	0	0/0	0/0	0	54
Brooks	6	6	0	0	0/0	0/0	0	36
Winslow	6	0	6	0	0/0	0/0	0	36
Fitzkee	1	0	1	0	0/0	0/0	0	6
Fouts	1	1	0	0	0/0	0/0	0	6
Scales	1	0	1	0	0/0	0/0	0	6
Sievers	1	0	1	0	0/0	0/0	0	6
Johnson	0	0	0	0	0/0	0/0	1	2
Chargers	**34**	**15**	**19**	**0**	**32/34**	**16/22**	**2**	**288**
Opponents	25	10	10	5	23/24	16/19	0	221

2-Pt. Conversions: Chargers 0-0, Opponents 0-0

Sacks: Ferguson 4.5, Johnson 4.0, Ackerman 3.0, Kelcher 2.0, Lowe 2.0, Jones 1.5, King 1.0, W. Young 1.0, **Chargers 19.0**, Opponents 12.0

Rushing	No.	Yds.	Avg.	Long	TD
Muncie	138	569	4.1	27	8
Brooks	87	430	4.9	48t	6
Cappelletti	22	82	3.7	17	0
Chandler	5	32	6.4	21	0
Fouts	9	8	0.9	9	1
Jodat	3	7	2.3	3	0
R. Bell	2	6	3.0	4	0
Luther	1	-13	-13.0	-13	0
Chargers	**267**	**1121**	**4.2**	**48t**	**15**
Opponents	230	961	4.2	30	10

Receiving	No.	Yds.	Avg.	Long	TD
Winslow	54	721	13.4	40	6
Chandler	49	1032	21.1	66t	9
Joiner	36	545	15.1	43	0
Muncie	25	207	8.3	39	1
Brooks	13	66	5.1	12	0
Sievers	12	173	14.4	26	1
Cappelletti	7	48	6.9	22	0
Scales	6	105	17.5	29t	1
Fitzkee	3	47	15.7	18t	1
Duckworth	2	77	38.5	55	0
Jodat	1	0	0.0	0	0
Chargers	**208**	**3021**	**14.5**	**66t**	**19**
Opponents	233	2437	10.5	49	10

Interceptions	No.	Yds.	Avg.	Long	TD
Fox	4	103	25.8	35	0
Thrift	2	16	8.0	9	0
Williams	2	12	6.0	6	0
A. Young	2	9	4.5	9	0
Gregor	1	6	6.0	6	0
Lowe	1	2	2.0	2	0
Allen	1	0	0.0	0	0
Chargers	**13**	**148**	**11.4**	**35**	**0**
Opponents	12	262	21.8	62t	3

Punting	No.	Yds.	Avg.	Net	TB	I-20	Lg.	B
Buford	21	868	41.3	31.4	3	5	71	2
Chargers	**23**	**868**	**37.7**	**31.4**	**3**	**5**	**71**	**2**
Opponents	27	1213	44.9	34.6	7	3	60	0

Punt Returns	Ret.	FC	Yds.	Avg.	Lg.	TD
Brooks	12	4	138	11.5	29	0
Chandler	0	1	0	–	–	0
Chargers	**12**	**5**	**138**	**11.5**	**29**	**0**
Opponents	7	2	86	12.3	30	0

Kickoff Returns	Ret.	Yds.	Avg.	Long	TD
Brooks	33	749	22.7	47	0
A. Young	4	45	11.3	16	0
Jodat	3	45	15.0	16	0
Bauer	2	24	12.0	15	0
R. Bell	1	10	10.0	10	0
Gissinger	1	0	0.0	0	0
Sievers	1	17	17.0	17	0
Chargers	**45**	**890**	**19.8**	**47**	**0**
Opponents	51	991	19.4	36	0

Field Goals	1-19	20-29	30-39	40-49	50+
Benirschke	2/2	6/7	0/1	7/7	1/5
Chargers	**2/2**	**6/7**	**0/1**	**7/7**	**1/5**
Opponents	2/2	4/4	4/6	5/6	1/1

Benirschke (51G,24G,40G,50N,58N) (49G) (19G,33N) (41G,18G,42G) (24G) (25G, 50N,41G) (43G,26G) (45G,53N) (27G,23G,20N)

Passing	Att.	Comp.	Yds.	Comp.%	Yds./Att.	TD	TD%	Int.	Int.%	Long	Sack/Lost	Rating
Fouts	330	204	2883	.618	8.74	17	.052	11	.033	44t	12/94	93.3
Luther	4	2	55	.500	13.75	0	.000	1	.250	55	0/0	56.3
Muncie	3	2	83	.667	27.67	2	.667	0	.000	66t	0/0	149.3
Winslow	1	0	0	.000	0.00	0	.000	0	.000	0	0/0	39.6
Chargers	**338**	**208**	**3021**	**.615**	**8.94**	**19**	**.056**	**12**	**.036**	**66t**	**12/94**	**94.6**
Opponents	342	233	2437	.681	7.13	10	.029	13	.038	49	19/145	82.5

1981 FINAL STATISTICS

(10-6 Overall) First AFC West - Don Coryell
Home (5-3); Away (5-3); Postseason (1-1)

Date	W/L	Score	Opponent	Att.
09/07	W	44-14	at Cleveland	78,904
09/13	W	28-23	Detroit †	51,264
09/20	W	42-31	at Kansas City	63,866
09/27	L	24-42	at Denver	74,822
10/04	W	24-10	Seattle †	51,463
10/11	L	31-33	Minnesota †	50,708
10/18	W	43-14	at Baltimore	41,921
10/25	L	17-20 OT	at Chicago	52,906
11/01	W	22-20	Kansas City †	51,307
11/08	L	17-40	Cincinnati †	51,259
11/16	L	23-44	at Seattle	58,628
11/22	W	55-21	at Oakland	50,199
11/29	W	34-17	Denver †	51,533
12/06	L	27-28	Buffalo †	51,488
12/13	W	24-23	at Tampa Bay	67,388
12/21	W	23-10	Oakland †	52,279
AFC Divisional Playoffs				
01/02	W	41-38 OT	at Miami	73,735
AFC Championship Game				
01/10	L	7-27	at Cincinnati	46,302

Team Statistics	Chargers	Opponents
TOTAL FIRST DOWNS	379	365
Rushing	127	114
Passing	224	216
Penalty	28	35
Third Down: Made/Att.	108/221	93/220
Third Down Pct.	.489	.423
Fourth Down: Made/Att.	0/0	0/0
Fourth Down Pct.	.000	.000
TOTAL NET YARDS	6744	6136
Avg. Per Game	421.5	383.5
Total Plays	1129	1109
Avg. Per Play	6.0	5.5
NET YARDS RUSHING	2005	1825
Avg. Per Game	125.3	114.1
Total Rushes	481	491
NET YARDS PASSING	4739	4311
Avg. Per Game	296.2	269.4
Sacked/Yards Lost	19/134	47/384
Gross Yards	4873	4695
Attempts/Completions	629/368	571/313
Completion Pct.	.585	.548
Had Intercepted	18	23
PUNTS/AVERAGE	63/40.3	72/40.3
NET PUNTING AVG.	35.4	33.1
PENALTIES/YARDS	128/947	108/877
FUMBLES/BALL LOST	39/22	38/18
TOUCHDOWNS	61	48
Rushing	26	25
Passing	34	22
Returns	1	1
TIME OF POSSESSION	29:17	30:43

Score by Quarters	Q1	Q2	Q3	Q4	OT	PTS.
Chargers	**101**	**157**	**95**	**125**	**0**	**478**
Opponents	83	124	100	80	3	390

Scoring	TD	RU	PA	RT	PAT	FG	S	PTS.
Muncie	19	19	0	0	0/0	0/0	0	114
Benirschke	0	0	0	0	55/61	19/26	0	112
Winslow	10	0	10	0	0/0	0/0	0	60
Joiner	7	0	7	0	0/0	0/0	0	42
J. Brooks	6	3	3	0	0/0	0/0	0	36
Chandler TM	5	0	5	0	0/0	0/0	0	30
Cappelletti	5	4	1	0	0/0	0/0	0	30
Sievers	3	0	3	0	0/0	0/0	0	18
Smith TM	2	0	2	0	0/0	0/0	0	12
Bauer	1	0	1	0	0/0	0/0	0	6
Johnson	1	0	0	1	0/0	0/0	0	6
Scales	1	0	1	0	0/0	0/0	0	6
C. Williams	1	0	1	0	0/0	0/0	0	6
Chargers	**61**	**26**	**34**	**1**	**55/61**	**19/26**	**0**	**478**
Opponents	48	25	22	1	45/48	19/26	0	390

2-Pt. Conversions: Chargers 0-0, Opponents 0-0

Sacks: Chargers 47.0, Opponents 19.0

Rushing	No.	Yds.	Avg.	Long	TD
Muncie	251	1144	4.6	73t	19
J. Brooks	109	525	4.8	28t	3
Cappelletti	68	254	3.7	30	4
Fouts	22	56	2.5	13	0
C. Williams	20	26	1.3	6	0
Bauer	2	7	3.5	4	0
Roberts	1	2	2.0	2	0
Chandler TM	5	-1	-0.2	9	0
Luther	3	-8	-2.7	-1	0
Chargers	**481**	**2005**	**4.2**	**73t**	**26**
Opponents	491	1825	3.7	28	25

Receiving	No.	Yds.	Avg.	Long	TD
Winslow	88	1075	12.2	67t	10
Joiner	70	1188	17.0	57	7
Chandler TM	52	857	16.5	51t	5
J. Brooks	46	329	7.2	29t	3
Muncie	43	362	8.4	32	0
Sievers	22	276	12.5	32	3
Scales	19	429	22.6	60t	1
C. Williams	12	108	9.0	15	1
Cappelletti	10	126	12.6	25	1
Smith TM	3	84	28.0	39t	2
B. Brooks TM	1	21	21.0	21	0
Holohan	1	14	14.0	14	0
Bauer	1	4	4.0	4t	1
Chargers	**368**	**4873**	**13.2**	**67t**	**34**
Opponents	313	4695	15.0	93t	22

Interceptions	No.	Yds.	Avg.	Long	TD
Buchanon	5	31	6.2	18	0
P. Shaw	3	50	16.7	23	0
Lowe	3	0	0.0	0	0
M. Williams	3	0	0.0	0	0
Edwards	2	45	22.5	39	0
Gregor	2	11	5.5	11	0
Johnson	1	41	41.0	36	1
King	1	28	28.0	28	0
Horn	1	12	12.0	12	0
Jones	1	6	6.0	6	0
Duncan	1	0	0.0	0	0
Chargers	**23**	**224**	**9.7**	**39**	**1**
Opponents	18	377	20.9	102t	1

Punting	No.	Yds.	Avg.	Net	TB	I-20	Lg.	B
Roberts	62	2540	41.0	35.4	7	16	61	1
Chargers	**63**	**2540**	**40.3**	**35.4**	**7**	**16**	**61**	**1**
Opponents	72	2900	40.3	33.1	7	20	56	0

Punt Returns	Ret.	FC	Yds.	Avg.	Lg.	TD
J. Brooks	22	6	290	13.2	42	0
Chandler TM	5	3	79	15.8	30	0
Bauer	1	0	7	7.0	7	0
Edwards	1	0	1	1.0	1	0
Phillips	1	0	0	0.0	0	0
P. Shaw	1	0	1	1.0	1	0
M. Williams	0	1	0	–	–	0
Chargers	**31**	**10**	**378**	**12.2**	**42**	**0**
Opponents	31	7	168	5.4	21	0

Kickoff Returns	Ret.	Yds.	Avg.	Long	TD
J. Brooks	40	949	23.7	47	0
Chandler TM	8	125	15.6	30	0
P. Shaw	6	103	17.2	24	0
C. Williams	4	47	11.8	23	0
Gregor	3	47	15.7	20	0
Sievers	2	4	2.0	4	0
Smith TM	2	32	16.0	20	0
Thompson TM	2	44	22.0	25	0
Bauer	1	14	14.0	14	0
Beaudoin	1	31	31.0	31	0
Henderson	1	26	26.0	26	0
Chargers	**70**	**1422**	**20.3**	**47**	**0**
Opponents	88	1528	17.4	48	0

Field Goals	1-19	20-29	30-39	40-49	50+
Benirschke	2/2	7/7	5/8	3/4	2/5
Chargers	**2/2**	**7/7**	**5/8**	**3/4**	**2/5**
Opponents	1/2	7/7	9/9	2/5	0/3

Benirschke (50G,43G,32G) ( ) (30N,50N) (52G) (47G) (31N,39G) (30G) (52N,18G) (29G,19G,22G) (37N,47G) (32G) ( ) (41N,50N) (29G,27G) (29G) (24G,27G,39G)

Passing	Att.	Comp.	Yds.	Comp.%	Yds./Att.	TD	TD%	Int.	Int.%	Long	Sack/Lost	Rating
Fouts	609	360	4802	.591	7.89	33	.054	17	.028	67t	19/134	90.6
Luther	15	7	68	.467	4.53	0	.000	1	.067	25	0/0	32.1
Chandler TM	2	0	0	.000	0.00	0	.000	0	.000	0	0/0	39.6
Winslow	2	0	0	.000	0.00	0	.000	0	.000	0	0/0	39.6
Muncie	1	1	3	100.0	3.00	1	100.0	0	.000	3t	0/0	118.8
Chargers	**629**	**368**	**4873**	**.585**	**7.75**	**34**	**.054**	**18**	**.029**	**67t**	**19/134**	**89.2**
Opponents	571	313	4695	.548	8.22	22	.039	23	.040	93t	47/384	78.1

1980 FINAL STATISTICS

(11-5 Overall) First AFC West - Don Coryell
Home (6-2); Away (5-3); Postseason (1-1)

Date	W/L	Score	Opponent	Att.
09/07	W	34-13	at Seattle	62,042
09/14	W	30-24 OT	Oakland †	51,943
09/21	W	30-13	at Denver	74,970
09/28	W	24-7	at Kansas City	45,161
10/05	L	24-26	Buffalo †	51,982
10/12	L	24-38	at Oakland	44,826
10/19	W	44-7	New York Giants †	50,397
10/26	L	31-42	at Dallas	60,639
11/02	W	31-14	at Cincinnati	46,406
11/09	L	13-20	Denver †	51,435
11/16	W	20-7	Kansas City †	50,248
11/20	W	27-24 OT	at Miami	63,013
11/30	W	22-21	Philadelphia †	51,567
12/07	L	17-40	at Washington	48,556
12/13	W	21-14	Seattle †	49,980
12/22	W	26-17	Pittsburgh †	51,785
AFC Divisional Playoffs				
01/03	W	20-14	Buffalo †	52,028
AFC Championship Game				
01/11	L	27-34	Oakland †	52,428

Team Statistics	Chargers	Opponents
TOTAL FIRST DOWNS	372	284
Rushing	106	101
Passing	244	156
Penalty	22	27
Third Down: Made/Att.	97/210	95/248
Third Down Pct.	.462	.383
Fourth Down: Made/Att.	0/0	0/0
Fourth Down Pct.	.000	.000
TOTAL NET YARDS	6410	4691
Avg. Per Game	400.6	293.2
Total Plays	1135	1057
Avg. Per Play	5.6	4.4
NET YARDS RUSHING	1879	1842
Avg. Per Game	117.4	115.1
Total Rushes	509	478
NET YARDS PASSING	4531	2849
Avg. Per Game	283.2	178.1
Sacked/Yards Lost	32/210	60/475
Gross Yards	4741	3324
Attempts/Completions	594/350	519/300
Completion Pct.	.589	.578
Had Intercepted	26	20
PUNTS/AVERAGE	61/38.5	86/40.4
NET PUNTING AVG.	31.6	34.8
PENALTIES/YARDS	109/912	104/880
FUMBLES/BALL LOST	40/22	39/18
TOUCHDOWNS	50	40
Rushing	18	18
Passing	30	18
Returns	2	4
TIME OF POSSESSION	29:41	30:19

Score by Quarters	Q1	Q2	Q3	Q4	OT	PTS.
Chargers	**69**	**190**	**72**	**78**	**9**	**418**
Opponents	54	76	85	112	0	327

Scoring	TD	RU	PA	RT	PAT	FG	S	PTS.
Benirschke	0	0	0	0	46/48	24/36	0	118
Jefferson	13	0	13	0	0/0	0/0	0	78
Winslow	9	0	9	0	0/0	0/0	0	54
Cappelletti	5	5	0	0	0/0	0/0	0	30
Muncie TM	4	4	0	0	0/0	0/0	0	24
Joiner	4	0	4	0	0/0	0/0	0	24
C. Williams	4	3	1	0	0/0	0/0	0	24
Thomas	3	3	0	0	0/0	0/0	0	18
Fouts	2	2	0	0	0/0	0/0	0	12
McCrary	2	0	2	0	0/0	0/0	0	12
Bauer	1	1	0	0	0/0	0/0	0	6
Edwards	1	0	0	1	0/0	0/0	0	6
Floyd	1	0	1	0	0/0	0/0	0	6
Lowe	1	0	0	1	0/0	0/0	0	6
Chargers	**50**	**18**	**30**	**2**	**46/48**	**24/36**	**0**	**418**
Opponents	40	18	18	4	39/40	16/34	0	327

2-Pt. Conversions: Chargers 0-0, Opponents 0-0

Sacks: Chargers 60.0, Opponents 32.0

Rushing	No.	Yds.	Avg.	Long	TD
Muncie TM	135	659	4.9	53	4
Thomas	118	484	4.1	18	3
Cappelletti	101	364	3.6	46	5
C. Williams	97	258	2.7	13	3
Russell	8	41	5.1	10	0
Bauer	10	34	3.4	7	1
Jefferson	1	16	16.0	16	0
Fouts	23	15	0.7	9	2
D. Woods TM	4	10	2.5	5	0
Luther	3	5	1.7	9	0
Fuller	2	0	0.0	0	0
Partridge	3	0	0.0	0	0
Harrington	4	-7	-1.7	-1	0
Chargers	**509**	**1879**	**3.7**	**53**	**18**
Opponents	478	1842	3.9	89t	18

Receiving	No.	Yds.	Avg.	Long	TD
Winslow	89	1290	14.5	65	9
Jefferson	82	1340	16.3	58t	13
Joiner	71	1132	15.9	51	4
Thomas	29	218	7.5	27	0
C. Williams	26	230	8.8	26	1
Muncie TM	24	234	9.8	19	0
Cappelletti	13	112	8.6	12	0
McCrary	11	106	9.6	28t	2
Smith	4	48	12.0	24	0
Floyd	1	31	31.0	31t	1
Chargers	**350**	**4741**	**13.5**	**65**	**30**
Opponents	300	3324	11.1	61	18

Interceptions	No.	Yds.	Avg.	Long	TD
Edwards	5	122	24.4	68t	1
P. Shaw	4	50	12.5	25	0
Lowe	3	72	24.0	28	1
Buchanon	2	13	6.5	7	0
Laslavic	2	11	5.5	11	0
Kelcher	1	2	2.0	2	0
Stringert	1	0	0.0	0	0
Thrift	1	0	0.0	0	0
M. Williams	1	0	0.0	0	0
Chargers	**20**	**270**	**13.5**	**68t**	**2**
Opponents	26	419	16.1	51t	1

Punting	No.	Yds.	Avg.	Net	TB	I-20	Lg.	B
Partridge	60	2347	39.1	31.6	3	10	55	1
Chargers	**61**	**2347**	**38.5**	**31.6**	**3**	**10**	**55**	**1**
Opponents	86	3471	40.4	34.8	7	21	62	3

Punt Returns	Ret.	FC	Yds.	Avg.	Lg.	TD
Fuller	30	12	298	9.9	31	0
P. Shaw	5	0	20	4.0	6	0
Edwards	4	1	17	4.3	8	0
Floyd	1	0	0	0.0	0	0
Horn	1	0	0	0.0	0	0
Chargers	**41**	**13**	**335**	**8.2**	**31**	**0**
Opponents	43	5	359	8.3	42	0

Kickoff Returns	Ret.	Yds.	Avg.	Long	TD
Muncie TM	16	344	21.5	44	0
Fuller	15	289	19.3	30	0
Smith	10	186	18.6	27	0
Jackson TM	9	149	16.6	32	0
Duncan	5	85	17.0	22	0
Bauer	2	37	18.5	23	0
Laslavic	2	26	13.0	21	0
Cappelletti	1	0	0.0	0	0
Jefferson	1	0	0.0	0	0
Russell	1	19	19.0	19	0
Chargers	**62**	**1135**	**18.3**	**44**	**0**
Opponents	75	1617	21.6	53	0

Field Goals	1-19	20-29	30-39	40-49	50+
Benirschke	0/0	7/8	8/12	6/10	3/6
Chargers	**0/0**	**7/8**	**8/12**	**6/10**	**3/6**
Opponents	0/0	4/5	2/5	9/14	1/0

Benirschke (41G,29G) (52N,52G) (53G,32G,42G) (37N,32G) (30N,29G) (43N,25G) (50G) (45N,45G) (40G) (52N,38N,30G,34G) (50B,35N,43N,44N) (37G,28G) (34G, 45G,42G) (26G) (23N) (33G,26G,26G,33G)

Passing	Att.	Comp.	Yds.	Comp.%	Yds./Att.	TD	TD%	Int.	Int.%	Long	Sack/Lost	Rating
Fouts	589	348	4715	.591	8.01	30	.051	24	.041	65	32/210	84.7
Luther	3	2	26	.667	8.67	0	.000	1	.333	13	0/0	54.2
Thomas	2	0	0	.000	0.00	0	.000	1	.500	0	0/0	0.0
Chargers	**594**	**350**	**4741**	**.589**	**7.98**	**30**	**.051**	**26**	**.044**	**65**	**32/210**	**83.0**
Opponents	519	300	3324	.578	6.40	18	.035	20	.039	61	60/475	72.4

1979 FINAL STATISTICS

(12-4 Overall) First AFC West - Don Coryell
Home (7-1); Away (5-3); Postseason (0-1)

Date	W/L	Score	Opponent	Att.
09/02	W	33-16	at Seattle	62,887
09/09	W	30-10	Oakland †	50,255
09/16	W	27-19	Buffalo	50,709
09/23	L	21-27	at New England	60,916
09/30	W	31-9	San Francisco	50,893
10/07	L	0-7	at Denver	74,997
10/14	W	20-10	Seattle †	50,077
10/21	W	40-16	at Los Angeles	64,245
10/25	L	22-45	at Oakland	53,709
11/04	W	20-14	at Kansas City	59,353
11/11	W	26-24	at Cincinnati	40,782
11/18	W	35-7	Pittsburgh †	51,910
11/25	W	28-7	Kansas City †	50,078
12/02	L	26-28	Atlanta †	50,198
12/09	W	35-0	at New Orleans	61,059
12/17	W	17-7	Denver †	51,906
AFC Divisional Playoffs				
12/29	L	14-17	Houston †	51,192

Team Statistics	Chargers	Opponents
TOTAL FIRST DOWNS	330	268
Rushing	114	117
Passing	192	132
Penalty	24	19
Third Down: Made/Att.	87/205	73/208
Third Down Pct.	.424	.351
Fourth Down: Made/Att.	0/0	0/0
Fourth Down Pct.	.000	.000
TOTAL NET YARDS	5583	4456
Avg. Per Game	348.9	278.5
Total Plays	1053	989
Avg. Per Play	5.3	4.5
NET YARDS RUSHING	1668	1907
Avg. Per Game	104.3	119.2
Total Rushes	481	475
NET YARDS PASSING	3915	2549
Avg. Per Game	244.7	159.3
Sacked/Yards Lost	31/223	42/332
Gross Yards	4138	2881
Attempts/Completions	541/338	472/261
Completion Pct.	.625	.553
Had Intercepted	25	28
PUNTS/AVERAGE	75/36.5	83/40.7
NET PUNTING AVG.	31.4	33.2
PENALTIES/YARDS	108/908	100/812
FUMBLES/BALL LOST	31/10	30/18
TOUCHDOWNS	52	32
Rushing	25	19
Passing	24	11
Returns	3	2
TIME OF POSSESSION	31:35	28:25

Score by Quarters	Q1	Q2	Q3	Q4	OT	PTS.
Chargers	**80**	**135**	**93**	**103**	**0**	**411**
Opponents	82	42	48	74	0	246

Scoring	TD	RU	PA	RT	PAT	FG	S	PTS.
Wood TM	0	0	0	0	28/31	11/14	0	61
C. Williams	12	12	0	0	0/0	0/0	0	72
Jefferson	10	0	10	0	0/0	0/0	0	60
Bauer	8	8	0	0	0/0	0/0	0	48
Klein	5	0	5	0	0/0	0/0	0	30
Benirschke	0	0	0	0	12/13	4/4	0	24
Joiner	4	0	4	0	0/0	0/0	0	24
Fouts	2	2	0	0	0/0	0/0	0	12
Lowe	2	0	0	2	0/0	0/0	0	12
Owens	2	1	1	0	0/0	0/0	0	12
Winslow	2	0	2	0	0/0	0/0	0	12
Gerela	0	0	0	0	6/7	1/7	0	9
Young	1	0	0	1	0/0	0/0	1	8
Floyd	1	0	1	0	0/0	0/0	0	6
Matthews	1	1	0	0	0/0	0/0	0	6
Mitchell	1	0	1	0	0/0	0/0	0	6
Thomas	1	1	0	0	0/0	0/0	0	6
McCrary	0	0	0	0	0/0	0/0	1	2
Olander	0	0	0	0	1/1	0/1	0	1
Chargers	**52**	**25**	**24**	**3**	**47/52**	**16/26**	**2**	**411**
Opponents	32	19	11	2	28/32	8/12	1	246

Rushing	No.	Yds.	Avg.	Long	TD
C. Williams	200	752	3.8	55t	12
Thomas	91	353	3.1	21	1
Mitchell	63	211	3.3	15	0
Owens	40	151	3.8	23	1
Matthews	30	112	3.7	22	1
Fouts	26	49	1.9	26	2
Bauer	22	28	1.3	6	8
Harris	6	26	4.3	18	0
Fuller	1	0	0.0	0	0
West	1	-2	-2.0	-2	0
Joiner	1	-12	-12.0	-12	0
Chargers	**481**	**1668**	**3.5**	**55t**	**25**
Opponents	475	1907	4.0	33	19

Receiving	No.	Yds.	Avg.	Long	TD
Joiner	72	1008	14.0	39	4
Jefferson	61	1090	17.9	65t	10
C. Williams	51	352	6.9	14	0
Klein	37	424	11.5	54t	5
Thomas	32	388	12.1	32	0
Winslow	25	255	10.2	30	2
Mitchell	19	159	8.4	24	1
Owens	15	176	11.7	32t	1
Floyd	10	152	15.2	40	1
Matthews	7	40	5.7	13	0
McCrary	5	32	6.4	19	0
Burton	4	62	15.5	23	0
Chargers	**338**	**4138**	**12.2**	**65t**	**24**
Opponents	261	2881	11.0	84t	11

Interceptions	No.	Yds.	Avg.	Long	TD
Lowe	5	150	30.0	77t	2
Preston	5	121	24.2	35	0
Edwards	4	99	24.8	53	0
M. Williams	4	55	13.8	50	0
Fuller	4	39	9.8	23	0
P. Shaw	3	54	18.0	30	0
Horn	2	44	22.0	30	0
Goode	1	0	0.0	0	0
Chargers	**28**	**562**	**20.1**	**77t**	**2**
Opponents	25	279	11.2	96t	1

Punting	No.	Yds.	Avg.	Net	TB	I-20	Lg.	B
West	75	2736	36.5	31.4	9	23	62	0
Chargers	**75**	**2736**	**36.5**	**31.4**	**9**	**23**	**62**	**0**
Opponents	83	3380	40.7	33.2	7	12	74	2

Punt Returns	Ret.	FC	Yds.	Avg.	Lg.	TD
Fuller	46	7	448	9.7	27	0
M. Williams	3	0	19	6.3	10	0
P. Shaw	2	2	21	10.5	11	0
Goode	1	0	0	0.0	0	0
Chargers	**52**	**9**	**488**	**9.4**	**27**	**0**
Opponents	34	18	204	6.0	32	0

Kickoff Returns	Ret.	Yds.	Avg.	Long	TD
Owens	35	791	22.6	40	0
Fuller	6	115	19.2	41	0
Bauer	4	92	23.0	31	0
Matthews	1	4	4.0	4	0
Mitchell	1	15	15.0	15	0
Perretta	1	9	9.0	9	0
Thrift	1	11	11.0	11	0
C. Williams	1	19	19.0	19	0
D. Woods	0	10	–	10	0
Chargers	**50**	**1066**	**21.3**	**41**	**0**
Opponents	72	1535	21.3	104t	1

Field Goals	1-19	20-29	30-39	40-49	50+
Wood TM	0/0	4/4	6/6	1/1	0/3
Gerela	0/0	1/2	0/2	0/3	0/0
Benirschke	0/0	2/2	1/1	1/1	0/0
Olander	0/0	0/0	0/0	0/1	0/0
Chargers	**0/0**	**7/8**	**7/9**	**2/6**	**0/3**
Opponents	1/1	1/1	6/6	0/4	0/0

Wood ( ) ( ) ( ) ( ) ( ) ( ) ( ) (37G,31G) (50N,28G) (31G,26G) (22G,42G,34G,32G) ( ) ( ) (35G,53N) ( ) (51N,24G)
Gerela ( ) ( ) ( ) ( ) (43B,26G) (45N,34N,20N) (38N,40N) ( ) ( ) ( ) ( ) ( ) ( ) ( ) ( ) ( )
Benirschke (31G,42G,22G,23G) ( ) ( ) ( ) ( ) ( ) ( ) ( ) (

1978 FINAL STATISTICS

(9-7 Overall) Fourth AFC West - Tommy Prothro (1-3); Don Coryell (8-4)
Home (5-3); Away (4-4)

Date	W/L	Score	Opponent	Att.
09/03	W	24-20	at Seattle	55,778
09/10	L	20-21	Oakland †	51,653
09/17	L	14-27	at Denver	74,983
09/24	L	3-24	Green Bay	42,755
10/01	L	23-28	at New England	60,781
10/08	W	23-0	Denver †	50,077
10/15	L	21-28	Miami	50,637
10/22	L	14-31	at Detroit	54,031
10/29	W	27-23	at Oakland	52,612
11/05	W	22-13	Cincinnati	43,639
11/12	W	29-23 OT	Kansas City	41,395
11/19	W	13-7	at Minnesota	38,859
11/26	L	0-23	at Kansas City	26,248
12/04	W	40-7	Chicago †	48,492
12/10	W	37-10	Seattle	49,975
12/17	W	45-24	at Houston	49,554

Team Statistics	Chargers	Opponents
TOTAL FIRST DOWNS	315	273
Rushing	116	114
Passing	171	141
Penalty	28	18
Third Down: Made/Att.	96/233	81/218
Third Down Pct.	.412	.372
Fourth Down: Made/Att.	0/0	0/0
Fourth Down Pct.	.000	.000
TOTAL NET YARDS	5471	4559
Avg. Per Game	341.9	284.9
Total Plays	1099	1005
Avg. Per Play	5.0	4.5
NET YARDS RUSHING	2096	2208
Avg. Per Game	131.0	138.0
Total Rushes	590	510
NET YARDS PASSING	3375	2351
Avg. Per Game	210.9	146.9
Sacked/Yards Lost	32/191	54/474
Gross Yards	3566	2825
Attempts/Completions	477/271	441/237
Completion Pct.	.568	.537
Had Intercepted	30	22
PUNTS/AVERAGE	75/36.3	99/38.5
NET PUNTING AVG.	29.4	31.5
PENALTIES/YARDS	98/748	99/862
FUMBLES/BALL LOST	37/21	32/16
TOUCHDOWNS	44	40
Rushing	16	12
Passing	26	23
Returns	2	5
TIME OF POSSESSION	31:38	28:22

Score by Quarters	Q1	Q2	Q3	Q4	OT	PTS.
Chargers	**64**	**111**	**87**	**87**	**6**	**355**
Opponents	58	112	47	92	0	309

Scoring	TD	RU	PA	RT	PAT	FG	S	PTS.
Benirschke	0	0	0	0	37/43	18/22	0	91
Jefferson	13	0	13	0	0/0	0/0	0	78
Bauer	9	8	1	0	0/0	0/0	0	54
Mitchell	5	3	2	0	0/0	0/0	0	30
Burton	3	0	3	0	0/0	0/0	0	18
D. Woods	3	3	0	0	0/0	0/0	0	18
Curran	2	0	2	0	0/0	0/0	0	12
Fouts	2	2	0	0	0/0	0/0	0	12
Klein	2	0	2	0	0/0	0/0	0	12
Fuller	1	0	0	1	0/0	0/0	0	6
Johnson	1	0	0	1	0/0	0/0	0	6
Joiner	1	0	1	0	0/0	0/0	0	6
McCrary TM	1	0	1	0	0/0	0/0	0	6
McDonald	1	0	1	0	0/0	0/0	0	6
Chargers	**44**	**16**	**26**	**2**	**37/43**	**18/22**	**0**	**355**
Opponents	40	12	23	5	36/39	11/22	0	309

2-Pt. Conversions: Chargers 0-0, Opponents 0-0

Sacks: Chargers 54.0, Opponents 32.0

Rushing	No.	Yds.	Avg.	Long	TD
Mitchell	214	820	3.8	25	3
D. Woods	151	514	3.4	27	3
Bauer	85	304	3.6	37t	8
Matthews	71	286	4.0	28	0
C. Williams	27	76	2.8	12	0
Fouts	20	43	2.2	22	2
McCrary TM	2	18	9.0	16	0
Anderson	3	11	3.7	6	0
Barnes TM	3	8	2.7	4	0
Harris	10	7	0.7	9	0
Jefferson	1	7	7.0	7	0
Rodgers	1	5	5.0	5	0
West	1	0	0.0	0	0
Olander	1	-3	-3.0	-3	0
Chargers	**590**	**2096**	**3.6**	**37t**	**16**
Opponents	510	2208	4.3	58	12

Receiving	No.	Yds.	Avg.	Long	TD
Mitchell	57	500	8.8	55t	2
Jefferson	56	1001	17.9	46t	13
Klein	34	413	12.4	24	2
D. Woods	34	295	8.7	29	0
Joiner	33	607	18.4	46	1
Matthews	11	78	7.1	13	0
Bauer	10	78	7.8	14t	1
Owens	9	188	20.9	41	0
Curran	9	92	10.2	20	2
Burton	5	127	25.4	55t	3
Rodgers	5	47	9.4	12	0
McDonald	3	84	28.0	37t	1
Barnes TM	2	13	6.5	7	0
McCrary TM	1	29	29.0	29t	1
C. Williams	1	17	17.0	17	0
Anderson	1	-3	-3.0	-3	0
Chargers	**271**	**3566**	**13.2**	**55t**	**26**
Opponents	237	2825	11.9	64t	23

Interceptions	No.	Yds.	Avg.	Long	TD
Fuller	4	44	11.0	23	1
Edwards	3	43	14.3	24	0
M. Williams	3	23	7.7	23	0
Stringert	2	4	2.0	2	0
P. Shaw	2	0	0.0	0	0
Johnson	1	52	52.0	52t	1
Lowe	1	16	16.0	16	0
Dove	1	4	4.0	4	0
King	1	3	3.0	3	0
Middleton	1	2	2.0	2	0
Goode	1	0	0.0	0	0
Horn	1	0	0.0	0	0
Kelcher	1	0	0.0	0	0
Chargers	**22**	**191**	**8.7**	**52t**	**2**
Opponents	30	470	15.7	77t	2

Punting	No.	Yds.	Avg.	Net	TB	I-20	Lg.	B
West	73	2720	37.3	29.4	8	22	59	2
Chargers	**75**	**2720**	**36.3**	**29.4**	**8**	**22**	**59**	**2**
Opponents	99	3808	38.5	31.5	5	15	69	0

Punt Returns	Ret.	FC	Yds.	Avg.	Lg.	TD
Fuller	39	10	436	11.2	34	0
Rodgers	11	5	88	8.0	15	0
P. Shaw	4	3	46	11.5	16	0
Goode	1	0	0	0.0	0	0
Owens	1	0	20	20.0	20	0
M. Williams	1	1	0	0.0	0	0
Chargers	**57**	**19**	**590**	**10.4**	**34**	**0**
Opponents	37	9	356	9.6	75t	1

Kickoff Returns	Ret.	Yds.	Avg.	Long	TD
Owens	20	524	26.2	77	0
Rodgers	11	287	26.1	36	0
Anderson	6	83	13.8	21	0
C. Williams	6	143	23.8	33	0
Fuller	5	109	21.8	32	0
Horn	2	27	13.5	16	0
D. Woods	2	37	18.5	19	0
Klein	1	13	13.0	13	0
Macek	1	6	6.0	6	0
Middleton	1	5	5.0	5	0
Preston	1	15	15.0	15	0
Slater	1	3	3.0	3	0
Stringert	1	0	0.0	0	0
Chargers	**58**	**1252**	**21.6**	**77**	**0**
Opponents	69	1457	21.1	48	0

Field Goals	1-19	20-29	30-39	40-49	50+
Benirschke	2/2	9/10	4/6	3/4	0/0
Chargers	**2/2**	**9/10**	**4/6**	**3/4**	**0/0**
Opponents	0/0	3/5	5/5	3/11	0/1

Benirschke (18G) (28B) ( ) (43G) (41G,38N) (28G,20G,24G) ( ) (31N) (27G,32G) (26G,20G,40N,37G) (28G) ( ) ( ) (32G,44G) (37G,26G,27G) (19G)

Passing	Att.	Comp.	Yds.	Comp.%	Yds./Att.	TD	TD%	Int.	Int.%	Long	Sack/Lost	Rating
Fouts	381	224	2999	.588	7.87	24	.063	20	.052	55t	22/130	83.0
Harris	88	42	518	.477	5.89	2	.023	9	.102	34t	8/43	34.4
Olander	8	5	49	.625	6.13	0	.000	1	.125	22	2/18	40.1
Chargers	**477**	**271**	**3566**	**.568**	**7.48**	**26**	**.055**	**30**	**.063**	**55t**	**32/191**	**72.5**
Opponents	441	237	2825	.537	6.41	23	.052	22	.050	22	54/474	70.2

1977 FINAL STATISTICS

(7-7 Overall) Third AFC West - Tommy Prothro
Home (3-4); Away (4-3)

Date	W/L	Score	Opponent	Att.
09/18	L	0-24	at Oakland	51,022
09/25	W	23-7	at Kansas City	56,146
10/02	W	24-3	Cincinnati	40,352
10/09	W	14-0	at New Orleans	53,942
10/16	L	20-24	New England	50,327
10/23	L	16-21	Kansas City	33,010
10/30	W	14-13	at Miami	40,670
11/06	L	0-20	at Detroit	72,559
11/13	L	14-17	Denver	45,211
11/20	W	12-7	Oakland	50,887
11/27	W	30-28	at Seattle	58,994
12/04	W	37-14	Cleveland	37,312
12/11	L	9-17	at Denver	74,905
12/18	L	9-10	Pittsburgh	50,727

Team Statistics	Chargers	Opponents
TOTAL FIRST DOWNS	235	228
Rushing	93	102
Passing	121	105
Penalty	21	21
Third Down: Made/Att.	77/194	75/193
Third Down Pct.	.397	.389
Fourth Down: Made/Att.	0/0	0/0
Fourth Down Pct.	.000	.000
TOTAL NET YARDS	4005	3652
Avg. Per Game	286.1	260.9
Total Plays	881	882
Avg. Per Play	4.5	4.1
NET YARDS RUSHING	1761	1927
Avg. Per Game	125.8	137.6
Total Rushes	488	508
NET YARDS PASSING	2244	1725
Avg. Per Game	160.3	123.2
Sacked/Yards Lost	24/198	44/363
Gross Yards	2442	2088
Attempts/Completions	369/206	330/172
Completion Pct.	.558	.521
Had Intercepted	20	21
PUNTS/AVERAGE	73/37.1	76/40.6
NET PUNTING AVG.	31.1	32.4
PENALTIES/YARDS	97/813	87/831
FUMBLES/BALL LOST	29/11	28/10
TOUCHDOWNS	25	26
Rushing	10	11
Passing	11	14
Returns	4	1
TIME OF POSSESSION	30:13	29:47

Score by Quarters	Q1	Q2	Q3	Q4	OT	PTS.
Chargers	**70**	**65**	**29**	**58**	**0**	**222**
Opponents	37	34	52	82	0	205

Scoring	TD	RU	PA	RT	PAT	FG	S	PTS.
Benirschke	0	0	0	0	21/24	17/23	0	72
Joiner	6	0	6	0	0/0	0/0	0	36
Young	4	4	0	0	0/0	0/0	0	24
Dean	2	0	0	2	0/0	0/0	0	12
Dorsey	2	0	2	0	0/0	0/0	0	12
Fuller	2	1	0	1	0/0	0/0	0	12
Harris	2	2	0	0	0/0	0/0	0	12
C. Williams	2	2	0	0	0/0	0/0	0	12
D. Woods	2	1	1	0	0/0	0/0	0	12
Bauer	1	0	1	0	0/0	0/0	0	6
Jones	1	0	0	1	0/0	0/0	0	6
Klein	1	0	1	0	0/0	0/0	0	6
Chargers	**25**	**10**	**11**	**4**	**21/24**	**17/23**	**0**	**222**
Opponents	26	11	14	1	25/26	8/13	0	205

2-Pt. Conversions: Chargers 0-0, Opponents 0-0

Sacks: Chargers 44.0, Opponents 24.0

Rushing	No.	Yds.	Avg.	Long	TD
Young	157	543	3.5	15	4
D. Woods	118	405	3.4	29t	1
J. Washington	62	217	3.5	19	0
C. Williams	50	215	4.3	46	2
Matthews	43	193	4.5	22	0
Barnes	24	70	2.9	7	0
Rodgers	3	44	14.7	33	0
Olander	7	30	4.3	17	0
Fouts	6	13	2.2	11	0
Harris	10	13	1.3	12	2
Fuller	1	7	7.0	7t	1
Bauer	4	4	1.0	3	0
Owens	1	3	3.0	3	0
Curran	1	2	2.0	2	0
Munson	1	2	2.0	2	0
Chargers	**488**	**1761**	**3.6**	**46**	**10**
Opponents	508	1927	3.8	35	11

Receiving	No.	Yds.	Avg.	Long	TD
Young	48	423	8.8	28	0
Joiner	35	542	15.5	32t	6
J. Washington	31	244	7.9	29	0
Klein	20	244	12.2	41	1
D. Woods	18	218	12.1	78	1
McDonald	13	174	13.4	22	0
Rodgers	12	187	15.6	43	0
Dorsey	10	198	19.8	67t	2
Curran	10	123	12.3	20	0
Matthews	3	41	13.7	23	0
C. Williams	3	20	6.7	9	0
Bauer	1	15	15.0	15t	1
Barnes	1	10	10.0	10	0
West	1	3	3.0	3	0
Chargers	**206**	**2442**	**11.9**	**78**	**11**
Opponents	172	2088	12.1	74t	14

Interceptions	No.	Yds.	Avg.	Long	TD
Fuller	5	61	12.2	37	0
Stringert	4	64	16.0	29	0
Duren	4	45	11.3	25	0
M. Williams	3	36	12.0	36	0
Dove	1	32	32.0	32	0
Lowe	1	28	28.0	28	0
Dean	1	22	22.0	22t	1
Jones	1	17	17.0	17t	1
Horn	1	12	12.0	12	0
Chargers	**21**	**317**	**15.1**	**37**	**2**
Opponents	20	109	5.5	20	0

Punting	No.	Yds.	Avg.	Net	TB	I-20	Lg.	B
West	72	2707	37.6	31.1	3	10	59	1
Chargers	**73**	**2707**	**37.1**	**31.1**	**3**	**10**	**59**	**1**
Opponents	76	3084	40.6	32.4	5	13	65	0

Punt Returns	Ret.	FC	Yds.	Avg.	Lg.	TD
Fuller	28	2	360	12.9	88t	1
Rodgers	15	0	158	10.5	52	0
Dove	1	0	3	3.0	3	0
C. Williams	1	0	0	0.0	0	0
M. Williams	1	0	0	0.0	0	0
P. Shaw	0	1	0	–	–	0
Chargers	**46**	**3**	**521**	**11.3**	**88t**	**1**
Opponents	40	6	378	9.5	37	0

Kickoff Returns	Ret.	Yds.	Avg.	Long	TD
C. Williams	24	481	20.0	32	0
Owens	8	132	16.5	19	0
Rodgers	4	66	16.5	33	0
Joiner	1	8	8.0	8	0
Middleton	1	20	20.0	20	0
D. Woods	1	27	27.0	27	0
Chargers	**39**	**734**	**18.8**	**33**	**0**
Opponents	47	952	20.3	40	0

Field Goals	1-19	20-29	30-39	40-49	50+
Benirschke	0/0	5/5	6/9	6/8	0/1
Chargers	**0/0**	**5/5**	**6/9**	**6/8**	**0/1**
Opponents	0/0	3/3	4/5	1/4	0/1

Benirschke ( ) (31G,32B) (37N,42G) ( ) ( ) (40G,47G,24G) (46B) (47N) (31B,51N) (22G,46G) (40G,26G,39G) (35G,36G,24G) (46G,32G,27G) (38G)

Passing	Att.	Comp.	Yds.	Comp.%	Yds./Att.	TD	TD%	Int.	Int.%	Long	Sack/Lost	Rating
Harris	211	109	1240	.517	5.88	5	.024	11	.052	78	12/106	55.8
Fouts	109	69	869	.633	7.97	4	.037	6	.055	67t	10/77	77.4
Munson	31	20	225	.645	7.26	1	.032	1	.032	28	1/11	83.4
Olander	16	7	76	.438	4.75	0	.000	2	.125	15	1/4	18.8
J. Washington	1	1	32	100.0	32.00	1	100.0	0	.000	32t	0/0	158.3
D. Woods	1	0	0	.000	0.00	0	.000	0	.000	0	0/0	39.6
Chargers	**369**	**206**	**2442**	**.558**	**6.62**	**11**	**.030**	**20**	**.054**	**78**	**24/198**	**63.5**
Opponents	330	172	2088	.521	6.33	14	.042	21	.064	74t	44/363	59.5

1976 FINAL STATISTICS

(6-8 Overall) Third AFC West - Tommy Prothro
Home (3-4); Away (3-4)

Date	W/L	Score	Opponent	Att.
09/12	W	30-16	at Kansas City	53,133
09/19	W	23-0	at Tampa Bay	39,558
09/26	W	43-24	St. Louis	40,212
10/03	L	0-26	at Denver	63,369
10/10	L	17-27	Oakland †	50,523
10/17	W	30-27	Houston	31,565
10/24	L	17-21	at Cleveland	60,018
10/31	L	0-23	at Pittsburgh	45,484
11/07	L	21-37	Baltimore	42,827
11/14	L	0-17	Denver	32,017
11/21	W	34-13	at Buffalo	36,539
11/28	L	20-23	Kansas City	29,272
12/05	W	13-7 OT	San Francisco	33,539
12/12	L	0-24	at Oakland	50,102

Team Statistics	Chargers	Opponents
TOTAL FIRST DOWNS	256	259
Rushing	111	113
Passing	127	132
Penalty	18	14
Third Down: Made/Att.	79/195	91/204
Third Down Pct.	.405	.446
Fourth Down: Made/Att.	0/0	0/0
Fourth Down Pct.	.000	.000
TOTAL NET YARDS	4456	4676
Avg. Per Game	318.3	334.0
Total Plays	907	925
Avg. Per Play	4.9	5.1
NET YARDS RUSHING	2040	2048
Avg. Per Game	145.7	146.3
Total Rushes	473	516
NET YARDS PASSING	2416	2628
Avg. Per Game	172.6	187.7
Sacked/Yards Lost	46/271	23/194
Gross Yards	2687	2822
Attempts/Completions	388/223	386/219
Completion Pct.	.575	.567
Had Intercepted	18	20
PUNTS/AVERAGE	82/38.7	66/41.2
NET PUNTING AVG.	28.5	31.4
PENALTIES/YARDS	78/579	92/823
FUMBLES/BALL LOST	28/13	24/11
TOUCHDOWNS	32	34
Rushing	13	10
Passing	17	21
Returns	2	3
TIME OF POSSESSION	30:11	29:49

Score by Quarters	Q1	Q2	Q3	Q4	OT	PTS.
Chargers	**43**	**84**	**40**	**75**	**6**	**248**
Opponents	67	71	43	104	0	285

Scoring	TD	RU	PA	RT	PAT	FG	S	PTS.
Joiner	7	0	7	0	0/0	0/0	0	42
Young	5	4	1	0	0/0	0/0	0	30
Fritsch	0	0	0	0	11/14	6/12	0	29
Wersching	0	0	0	0	14/16	4/8	0	26
Matthews	4	3	0	1	0/0	0/0	0	24
McDonald	4	0	4	0	0/0	0/0	0	24
D. Woods	4	3	1	0	0/0	0/0	0	24
Scarber	2	1	1	0	0/0	0/0	0	12
Curran	1	0	1	0	0/0	0/0	0	6
Garrison	1	0	1	0	0/0	0/0	0	6
Hayes	1	0	0	1	0/0	0/0	0	6
Owens	1	0	1	0	0/0	0/0	0	6
Fuller	0	0	0	0	0/0	0/0	0	1
Chargers	**32**	**13**	**17**	**2**	**25/30**	**10/20**	**0**	**248**
Opponents	34	10	21	3	30/34	17/34	0	285

2-Pt. Conversions: Chargers 0-0, Opponents 0-0

Sacks: Chargers 23.0, Opponents 46.0

Rushing	No.	Yds.	Avg.	Long	TD
Young	162	802	5.0	46t	4
D. Woods	126	450	3.6	24	3
Morris	50	256	5.1	30	2
Scarber	61	236	3.9	14	1
Matthews	46	199	4.3	42t	3
Fouts	18	65	3.6	13	0
Longley	4	22	5.5	9	0
Curran	1	12	12.0	12	0
Hoopes TM	2	10	5.0	10	0
Jeffrey	1	0	0.0	0	0
West	1	0	0.0	0	0
Dorsey	1	-12	-12.0	-12	0
Chargers	**473**	**2040**	**4.3**	**46t**	**13**
Opponents	516	2048	4.0	46	10

Receiving	No.	Yds.	Avg.	Long	TD
Joiner	50	1056	21.1	81t	7
Young	47	441	9.4	33	1
D. Woods	34	224	6.6	34	1
Curran	33	349	10.6	29	1
Scarber	14	96	6.9	13	1
Matthews	12	81	6.8	15	0
McDonald	11	161	14.6	44t	4
Dorsey	8	108	13.5	19	0
Morris	8	52	6.5	20	0
Owens	3	54	18.0	28t	1
Garrison	2	58	29.0	36	1
Bradley	1	7	7.0	7	0
Chargers	**223**	**2687**	**12.0**	**81t**	**17**
Opponents	219	2822	12.9	74t	21

Interceptions	No.	Yds.	Avg.	Long	TD
Goode	6	82	13.7	27	0
Williams	4	76	19.0	35	0
Graham	3	55	18.3	25	0
Hayes	2	37	18.5	37t	1
Stringert	1	24	24.0	24	0
Jones	1	11	11.0	11	0
Lowe	1	8	8.0	8	0
Horn	1	6	6.0	6	0
Fuller	1	0	0.0	0	0
Chargers	**20**	**299**	**15.0**	**37t**	**1**
Opponents	18	185	10.3	46t	1

Punting	No.	Yds.	Avg.	Net	TB	I-20	Lg.	B
Hoopes TM	42	1628	38.8	25.2	7	8	57	2
West	38	1548	40.7	32.2	5	9	57	0
Chargers	**82**	**3176**	**38.7**	**28.5**	**12**	**17**	**57**	**2**
Opponents	66	2720	41.2	31.4	8	8	62	0

Punt Returns	Ret.	FC	Yds.	Avg.	Lg.	TD
Fuller	33	0	436	13.2	43	0
Bell	7	0	31	4.4	10	0
Williams	5	1	23	4.6	15	0
Chargers	**45**	**1**	**490**	**10.9**	**43**	**0**
Opponents	45	3	601	13.4	92t	1

Kickoff Returns	Ret.	Yds.	Avg.	Long	TD
Owens	25	551	22.0	40	0
Fuller	20	420	21.0	47	0
Perretta	2	24	12.0	20	0
Bell	1	18	18.0	18	0
Horn	1	7	7.0	7	0
Matthews	1	19	19.0	19	0
Middleton	1	21	21.0	21	0
Preston	1	16	16.0	16	0
Chargers	**52**	**1076**	**20.7**	**47**	**0**
Opponents	49	1072	21.9	43	0

Field Goals	1-19	20-29	30-39	40-49	50+
Fritsch	0/0	1/2	2/4	3/6	0/0
Wersching	0/0	1/1	2/3	1/3	0/1
Chargers	**0/0**	**2/3**	**4/7**	**4/9**	**0/1**
Opponents	0/0	6/7	6/12	5/14	0/1

Fritsch (32B,37G) (48G,48G,47N,45N,24N,22G) (39G,46N) (38N) (45G) ( ) ( ) ( ) ( ) ( ) ( ) ( ) ( ) ( ) ( )
Wersching ( ) ( ) ( ) ( ) ( ) (30G) (22G,31N) ( ) (41N) ( ) (35G,45G) ( ) (52N,43N) ( )

Passing	Att.	Comp.	Yds.	Comp.%	Yds./Att.	TD	TD%	Int.	Int.%	Long	Sack/Lost	Rating
Fouts	359	208	2535	.579	7.06	14	.039	15	.042	81t	39/220	75.4
Longley	24	12	130	.500	5.42	2	.083	2	.125	28t	7/51	54.5
Jeffrey	2	2	11	100.0	5.50	0	.000	0	.000	7	0/0	89.6
D. Woods	2	1	11	.500	5.50	1	.500	0	.000	11t	0/0	106.3
Joiner	1	0	0	.000	0.00	0	.000	0	.000	0	0/0	39.6
Chargers	**388**	**223**	**2687**	**.458**	**6.93**	**17**	**.044**	**18**	**.046**	**81t**	**46/271**	**74.1**
Opponents	386	219	2822	.567	7.31	21	.054	20	.052	74t	23/194	76.4

1975 FINAL STATISTICS

(2-12 Overall) Fourth AFC West - Tommy Prothro
Home (1-6); Away (1-6)

Date	W/L	Score	Opponent	Att.
09/21	L	0-37	Pittsburgh	35,853
09/28	L	17-33	at Houston	33,765
10/05	L	0-6	Oakland	31,095
10/12	L	10-13 OT	Los Angeles	37,382
10/19	L	10-12	Kansas City	26,469
10/26	L	0-25	at Oakland	42,796
11/01	L	24-35	at New York Giants	52,032
11/09	L	19-33	New England	24,349
11/16	L	17-27	Denver	26,048
11/23	L	13-28	at Minnesota	43,737
11/30	L	10-13 OT	at Denver	44,982
12/07	W	28-20	at Kansas City	46,888
12/15	W	24-16	New York Jets	49,706
12/21	L	17-47	at Cincinnati	46,474

Team Statistics	Chargers	Opponents
TOTAL FIRST DOWNS	198	312
Rushing	98	154
Passing	89	139
Penalty	11	19
Third Down: Made/Att.	54/188	110/217
Third Down Pct.	.287	.507
Fourth Down: Made/Att.	0/1	0/1
Fourth Down Pct.	.000	.000
TOTAL NET YARDS	3411	4952
Avg. Per Game	243.6	353.7
Total Plays	821	1022
Avg. Per Play	4.2	4.8
NET YARDS RUSHING	1801	2442
Avg. Per Game	128.6	174.4
Total Rushes	434	606
NET YARDS PASSING	1610	2510
Avg. Per Game	115.0	179.3
Sacked/Yards Lost	50/388	26/209
Gross Yards	1998	2719
Attempts/Completions	337/165	390/237
Completion Pct.	.490	.608
Had Intercepted	17	20
PUNTS/AVERAGE	79/36.8	56/39.8
NET PUNTING AVG.	31.1	30.4
PENALTIES/YARDS	84/705	81/686
FUMBLES/BALL LOST	32/12	34/14
TOUCHDOWNS	22	40
Rushing	14	21
Passing	7	16
Returns	1	3
TIME OF POSSESSION	34:24	25:36

Score by Quarters	Q1	Q2	Q3	Q4	OT	PTS.
Chargers	**37**	**54**	**55**	**43**	**0**	**189**
Opponents	90	102	69	78	6	345

Scoring	TD	RU	PA	RT	PAT	FG	S	PTS.
Wersching	0	0	0	0	20/21	12/24	0	56
Young	6	5	1	0	0/0	0/0	0	36
Matthews	3	3	0	0	0/0	0/0	0	18
McDonald	3	0	3	0	0/0	0/0	0	18
Fouts	2	2	0	0	0/0	0/0	0	12
Garrison	2	0	2	0	0/0	0/0	0	12
Scarber	2	1	1	0	0/0	0/0	0	12
D. Woods	2	2	0	0	0/0	0/0	0	12
T. Baker	1	1	0	0	0/0	0/0	0	6
Fuller	1	0	0	1	0/0	0/0	0	6
Curran	0	0	0	0	0/0	0/0	0	1
Chargers	**22**	**14**	**7**	**1**	**20/21**	**12/24**	**0**	**189**
Opponents	40	21	16	3	35/39	22/34	2	345

2-Pt. Conversions: Chargers 0-0, Opponents 0-0

Sacks: Chargers 26.0, Opponents 50.0

Rushing	No.	Yds.	Avg.	Long	TD
Young	138	577	4.2	48t	5
D. Woods	87	317	3.6	17	2
Matthews	71	254	3.6	24	3
Fouts	23	170	7.4	32	2
T. Baker	42	131	3.1	18	1
Bonner	28	120	4.3	12	0
Douglass TM	10	42	4.2	9	0
Scarber	15	68	4.5	18	1
Freitas	11	56	5.1	17	0
Garrison	3	30	10.0	20	0
Curran	3	21	7.0	12	0
Carter TM	2	11	5.5	9	0
Atkins	1	4	4.0	4	0
Chargers	**434**	**1801**	**4.1**	**48t**	**14**
Opponents	606	2442	4.0	46t	21

Receiving	No.	Yds.	Avg.	Long	TD
Curran	45	619	13.8	39	0
Garrison	27	438	16.2	40	2
Young	21	166	7.9	16	1
McDonald	19	298	15.7	57	3
D. Woods	13	101	7.8	22	0
Scarber	12	68	5.7	12	1
Matthews	9	59	6.6	22	0
Sweet	8	147	18.4	52	0
T. Baker	6	27	4.5	7	0
Briscoe TM	2	25	12.5	14	0
Bonner	2	8	4.0	5	0
Bradley	1	42	42.0	42	0
Chargers	**165**	**1998**	**12.1**	**57**	**7**
Opponents	237	2719	11.5	60t	16

Interceptions	No.	Yds.	Avg.	Long	TD
Fletcher	6	100	16.7	45	0
M. Williams	4	67	16.8	40	0
Colbert	2	10	5.0	10	0
Graham	2	5	2.5	4	0
Goode	1	37	37.0	37	0
Mahalic	1	3	3.0	3	0
Fuller	1	1	1.0	1	0
Beauchamp TM	1	0	0.0	0	0
Rice	1	0	0.0	0	0
S. Williams	1	0	0.0	0	0
Chargers	**20**	**223**	**11.2**	**45**	**0**
Opponents	17	371	21.8	81	1

Punting	No.	Yds.	Avg.	Net	TB	I-20	Lg.	B
Partee	79	2910	36.8	31.1	4	0	56	1
Chargers	**79**	**2910**	**36.8**	**31.1**	**4**	**0**	**56**	**1**
Opponents	56	2227	39.8	30.4	4	0	64	0

Punt Returns	Ret.	FC	Yds.	Avg.	Lg.	TD
Fuller	36	0	410	11.4	52	1
Colbert	2	0	32	16.0	23	0
Chargers	**38**	**0**	**442**	**11.6**	**52**	**1**
Opponents	48	9	373	7.8	32	0

Kickoff Returns	Ret.	Yds.	Avg.	Long	TD
Fuller	31	725	23.4	34	0
Young	15	323	21.5	34	0
Smith	8	222	27.8	41	0
Andrews	6	93	15.5	27	0
Colbert	5	91	18.2	26	0
Curran	3	28	9.3	15	0
Markovich	1	0	0.0	0	0
Chargers	**69**	**1482**	**21.5**	**41**	**0**
Opponents	40	1101	27.5	64	0

Field Goals	1-19	20-29	30-39	40-49	50+
Wersching	0/0	4/4	5/9	3/9	0/2
Chargers	**0/0**	**4/4**	**5/9**	**3/9**	**0/2**
Opponents	2/2	12/14	6/6	2/11	0/1

Wersching ( ) (53N,29G) ( ) (38N,42N,36G) (36N,49N,36G) (34N) (26G) (41G,49N, 30G,25G,37G) (22G) (47N) (34G) (30N) (46N,49N,45G) (52N,43G)

Passing	Att.	Comp.	Yds.	Comp.%	Yds./Att.	TD	TD%	Int.	Int.%	Long	Sack/Lost	Rating
Fouts	195	106	1396	.544	7.16	2	.020	10	.051	57	25/197	59.3
Freitas	110	49	525	.445	4.77	5	.045	5	.045	42	20/138	55.3
Douglass TM	27	7	53	.259	1.96	0	.000	1	.037	22	4/43	24.2
Carter TM	5	3	24	.600	4.80	0	.000	1	.200	11	1/10	32.5
Chargers	**337**	**165**	**1998**	**.490**	**5.93**	**7**	**.021**	**17**	**.050**	**57**	**50/388**	**53.5**
Opponents	390	237	2719	.608	6.97	16	.041	20	.051	60t	26/209	74.1

1974 FINAL STATISTICS

(5-9 Overall) Fourth AFC West - Tommy Prothro
Home (3-4); Away (2-5)

Date	W/L	Score	Opponent	Att.
09/15	L	14-21	at Houston	25,317
09/22	W	20-17	at Cincinnati	51,178
09/29	L	21-28	Miami	44,706
10/06	L	7-13	Philadelphia	36,124
10/13	L	10-14	Oakland	40,539
10/20	L	7-27	at Denver	50,928
10/27	L	14-24	Kansas City	34,371
11/03	W	36-35	Cleveland	35,683
11/10	W	14-7	at Kansas City	48,551
11/17	L	10-17	at Oakland	50,178
11/24	L	0-34	at Green Bay	56,267
12/01	L	14-27	at New York Jets	44,888
12/08	W	28-21	Chicago	33,662
12/15	W	17-0	Denver	36,571

Team Statistics	Chargers	Opponents
TOTAL FIRST DOWNS	245	272
Rushing	113	128
Passing	117	127
Penalty	15	17
Third Down: Made/Att.	71/172	61/149
Third Down Pct.	.413	.409
Fourth Down: Made/Att.	0/0	0/3
Fourth Down Pct.	.000	.000
TOTAL NET YARDS	4415	4830
Avg. Per Game	315.4	345.0
Total Plays	880	893
Avg. Per Play	5.0	5.4
NET YARDS RUSHING	2111	2160
Avg. Per Game	150.8	154.3
Total Rushes	508	508
NET YARDS PASSING	2304	2670
Avg. Per Game	164.6	190.7
Sacked/Yards Lost	23/175	18/145
Gross Yards	2479	2815
Attempts/Completions	349/165	367/222
Completion Pct.	.473	.605
Had Intercepted	22	15
PUNTS/AVERAGE	76/40.0	66/40.6
NET PUNTING AVG.	32.9	35.0
PENALTIES/YARDS	74/609	80/751
FUMBLES/BALL LOST	24/11	19/13
TOUCHDOWNS	28	37
Rushing	15	21
Passing	12	13
Returns	1	3
TIME OF POSSESSION	30:00	30:00

Score by Quarters	Q1	Q2	Q3	Q4	OT	PTS.
Chargers	**21**	**61**	**54**	**76**	**0**	**212**
Opponents	68	76	62	79	0	285

Scoring	TD	RU	PA	RT	PAT	FG	S	PTS.
D. Woods	10	7	3	0	0/0	0/0	0	60
Garrison	5	0	5	0	0/0	0/0	0	30
Partee	0	0	0	0	26/28	1/5	0	29
Bonner	6	3	1	0	0/0	0/0	0	24
Matthews	4	4	0	0	0/0	0/0	0	24
Wersching	0	0	0	0	0/0	5/11	0	15
Davis	2	0	2	0	0/0	0/0	0	12
Fouts	1	1	0	0	0/0	0/0	0	6
Gay	1	0	0	1	0/0	0/0	0	6
Stewart	1	0	1	0	0/0	0/0	0	6
Chargers	**28**	**15**	**12**	**1**	**26/28**	**6/16**	**0**	**212**
Opponents	37	21	13	3	36/37	9/20	0	285

2-Pt. Conversions: Chargers 0-0, Opponents 0-0

Sacks: Chargers 18.0, Opponents 23.0

Rushing	No.	Yds.	Avg.	Long	TD
D. Woods	227	1162	5.1	56t	7
Matthews	95	328	3.5	16	4
Edwards	65	261	4.0	30	0
Bonner	66	199	3.0	12	3
Fouts	19	63	3.3	16	1
Thomas	21	56	2.7	12	0
D. Gordon	1	25	25.0	25	0
Freitas	6	16	2.7	9	0
Thompson	6	8	1.3	8	0
Davis	2	-7	-3.5	2	0
Chargers	**508**	**2111**	**4.2**	**56t**	**15**
Opponents	508	2160	4.3	43	21

Receiving	No.	Yds.	Avg.	Long	TD
Garrison	41	785	19.1	71t	5
D. Woods	26	349	13.4	75t	3
Stewart	19	283	14.9	29	1
Davis	18	432	24.0	70t	2
Edwards	13	102	7.8	16	0
Matthews	12	90	7.5	23	0
Bonner	11	101	9.2	22	1
LeVias	9	105	11.7	18	0
Beirne	7	121	17.3	26	0
Grannell	3	51	17.0	22	0
Parris	3	36	12.0	17	0
D. Gordon	2	15	7.5	17	0
Thomas	1	9	9.0	9	0
Chargers	**165**	**2479**	**15.0**	**75t**	**12**
Opponents	222	2815	12.7	84t	13

Interceptions	No.	Yds.	Avg.	Long	TD
Fletcher	4	74	18.5	31	0
Howard	3	52	17.3	23	0
Rice	3	44	14.7	15	0
Beauchamp	1	35	35.0	35	0
Williams	1	25	25.0	25	0
Anthony	1	23	23.0	23	0
Hoey	1	20	20.0	20	0
Gersbach	1	0	0.0	0	0
Chargers	**15**	**273**	**18.2**	**35**	**0**
Opponents	22	311	14.1	38t	1

Punting	No.	Yds.	Avg.	Net	TB	I-20	Lg.	B
Partee	76	3042	40.0	32.9	7	0	65	0
Chargers	**76**	**3042**	**40.0**	**32.9**	**7**	**0**	**65**	**0**
Opponents	66	2679	40.6	35.0	4	0	62	0

Punt Returns	Ret.	FC	Yds.	Avg.	Lg.	TD
Colbert	15	1	128	8.5	28	0
D. Gordon	8	3	39	4.9	12	0
LeVias	5	0	41	8.2	22	0
Davis	4	0	34	8.5	16	0
Hoey	4	0	38	9.5	15	0
Beirne	1	0	7	7.0	7	0
Chargers	**37**	**4**	**287**	**7.8**	**28**	**0**
Opponents	48	2	401	8.4	34	0

Kickoff Returns	Ret.	Yds.	Avg.	Long	TD
D. Gordon	14	354	25.3	39	0
Thompson	12	242	20.2	35	0
Colbert	10	215	21.5	26	0
LeVias	6	116	19.3	27	0
Hoey	3	73	24.3	27	0
Parris	3	29	9.7	13	0
D. Woods	3	61	20.3	29	0
Thomas	2	32	16.0	18	0
Dunlap	1	19	19.0	19	0
Stewart	1	1	1.0	1	0
Chargers	**55**	**1142**	**20.8**	**39**	**0**
Opponents	39	960	24.6	61	0

Field Goals	1-19	20-29	30-39	40-49	50+
Wersching	0/0	1/1	1/3	3/4	0/3
Partee	0/0	1/2	0/2	0/1	0/0
Chargers	**0/0**	**2/3**	**1/5**	**3/5**	**0/3**
Opponents	0/0	6/8	2/6	1/5	0/1

Wersching (48N) (62B,28G) ( ) ( ) (42G) ( ) ( ) (54B,40G) (36N) (39N,42G) ( ) ( ) ( ) (53N,37G)
Partee (40N,38N) (22G) (33N) (22B) ( ) ( ) ( ) ( ) ( ) ( ) ( ) ( ) ( ) ( ) ( ) ( )

Passing	Att.	Comp.	Yds.	Comp.%	Yds./Att.	TD	TD%	Int.	Int.%	Long	Sack/Lost	Rating
Fouts	237	115	1732	.485	7.31	8	.034	13	.055	75t	12/99	61.4
Freitas	109	49	719	.450	6.60	3	.028	8	.073	72t	11/76	45.6
D. Woods	3	1	28	.333	9.33	1	.333	1	.333	28t	0/0	68.8
Chargers	**349**	**165**	**2479**	**.473**	**7.10**	**12**	**.034**	**22**	**.063**	**75t**	**23/175**	**56.3**
Opponents	367	222	2815	.605	7.67	13	.035	15	.041	84t	18/145	79.2

1973 FINAL STATISTICS

(2-11-1 Overall) Fourth AFC West - Harland Svare (1-6-1); Ron Waller (1-5)
Home (2-5); Away (0-6-1)

Date	W/L	Score	Opponent	Att.
09/16	L	0-38	at Washington	53,589
09/23	W	34-7	Buffalo	47,588
09/30	L	13-20	Cincinnati	46,733
10/07	L	21-38	at Pittsburgh	48,795
10/14	L	17-27	Oakland	50,672
10/21	L	0-41	Atlanta	41,527
10/28	T	16-16	at Cleveland	68,244
11/04	L	0-19	Kansas City	50,234
11/11	L	19-30	at Denver	51,034
11/18	W	17-14	New Orleans	34,848
11/25	L	3-31	at Oakland	40,195
12/02	L	14-30	at New England	58,150
12/09	L	28-42	Denver	44,954
12/16	L	6-33	at Kansas City	43,755

Team Statistics	Chargers	Opponents
TOTAL FIRST DOWNS	198	267
Rushing	88	125
Passing	93	124
Penalty	17	18
Third Down: Made/Att.	63/184	84/184
Third Down Pct.	.342	.457
Fourth Down: Made/Att.	0/2	3/3
Fourth Down Pct.	.000	100.0
TOTAL NET YARDS	3622	4518
Avg. Per Game	258.7	322.7
Total Plays	831	926
Avg. Per Play	4.4	4.9
NET YARDS RUSHING	1814	2264
Avg. Per Game	129.6	161.7
Total Rushes	431	559
NET YARDS PASSING	1808	2254
Avg. Per Game	129.1	161.0
Sacked/Yards Lost	37/321	26/219
Gross Yards	2129	2473
Attempts/Completions	363/161	341/177
Completion Pct.	.444	.519
Had Intercepted	30	16
PUNTS/AVERAGE	72/41.1	60/43.1
NET PUNTING AVG.	35.8	35.3
PENALTIES/YARDS	74/628	68/579
FUMBLES/BALL LOST	41/21	31/18
TOUCHDOWNS	22	46
Rushing	9	23
Passing	9	18
Returns	4	5
TIME OF POSSESSION	23:34	36:26

Score by Quarters	Q1	Q2	Q3	Q4	OT	PTS.
Chargers	**29**	**61**	**34**	**64**	**0**	**188**
Opponents	95	102	93	96	0	386

Scoring	TD	RU	PA	RT	PAT	FG	S	PTS.
Wersching	0	0	0	0	13/15	11/25	0	46
Holmes	7	7	0	0	0/0	0/0	0	42
LeVias	3	0	3	0	0/0	0/0	0	18
Garrison	2	0	2	0	0/0	0/0	0	12
Smith	2	0	0	2	0/0	0/0	0	12
Thaxton	2	0	2	0	0/0	0/0	0	12
Partee	0	0	0	0	6/6	1/2	0	9
Bacon	1	0	0	1	0/0	0/0	0	6
Edwards	1	1	0	0	0/0	0/0	0	6
Garrett	1	0	1	0	0/0	0/0	0	6
C. Jones	1	1	0	0	0/0	0/0	0	6
Rice TM	1	0	0	1	0/0	0/0	0	6
Thomas	1	0	1	0	0/0	0/0	0	6
Holliday	0	0	0	0	0/0	0/0	0	1
Chargers	**22**	**9**	**9**	**4**	**19/21**	**12/27**	**0**	**188**
Opponents	46	23	18	5	42/45	22/38	1	386

2-Pt. Conversions: Chargers 0-0, Opponents 0-0

Sacks: Chargers 26.0, Opponents 37.0

Rushing	No.	Yds.	Avg.	Long	TD
Edwards	133	609	4.6	50	1
Garrett	114	467	4.1	68	0
Holmes	78	289	3.7	24	7
C. Jones	55	170	3.1	38	1
Clark	13	86	6.6	16	0
Holliday	6	70	11.7	22	0
Thomas	22	48	2.2	12	0
LeVias	2	33	16.5	22	0
Fouts	7	32	4.6	16	0
Norman	1	10	10.0	10	0
Chargers	**431**	**1814**	**4.2**	**68**	**9**
Opponents	559	2264	4.1	47	23

Receiving	No.	Yds.	Avg.	Long	TD
LeVias	30	536	17.9	69t	3
Edwards	25	164	6.6	28	0
Holmes	19	151	7.9	30	0
Garrett	15	124	8.3	30	1
Garrison	14	292	20.9	51	2
Holliday	14	182	13.0	36	0
Norman	13	200	15.4	24	0
C Jones	7	125	17.9	37	0
Thaxton	7	119	17.0	31	2
Williams TM	7	118	16.9	30	0
Thomas	7	51	7.3	37	1
McGee	3	67	22.3	50	0
Chargers	**161**	**2129**	**13.2**	**69t**	**9**
Opponents	177	2473	14.0	78t	18

Interceptions	No.	Yds.	Avg.	Long	TD
Howard	5	25	5.0	25	0
Stratton	3	46	15.3	23	0
Bacon	1	80	80.0	80t	1
Salter	1	20	20.0	20	0
Gersbach	1	9	9.0	9	0
Rossovich	1	9	9.0	9	0
Rice TM	1	8	8.0	8	0
Smith	1	4	4.0	4	0
Rogers	1	3	3.0	3	0
Redman	1	1	1.0	1	0
Chargers	**16**	**205**	**12.8**	**80t**	**1**
Opponents	30	532	17.7	81	0

Punting	No.	Yds.	Avg.	Net	TB	I-20	Lg.	B
Partee	72	2958	41.1	35.8	6	0	62	3
Chargers	**72**	**2958**	**41.1**	**35.8**	**6**	**0**	**62**	**3**
Opponents	60	2586	43.1	35.3	3	0	63	0

Punt Returns	Ret.	FC	Yds.	Avg.	Lg.	TD
Smith	27	5	352	13.0	84t	2
McGee	6	4	56	9.3	28	0
Chargers	**33**	**9**	**408**	**12.4**	**84t**	**2**
Opponents	35	10	257	7.3	29	0

Kickoff Returns	Ret.	Yds.	Avg.	Long	TD
Smith	36	947	26.3	70	0
McGee	20	423	21.2	50	0
C. Jones	10	217	21.7	40	0
Douglas	1	0	0.0	0	0
East	1	8	8.0	8	0
Rogers	1	4	4.0	4	0
Wenzel	1	0	0.0	0	0
Holliday	0	-2	–	-2	0
Chargers	**70**	**1597**	**22.8**	**70**	**0**
Opponents	35	862	24.6	92t	1

Field Goals	1-19	20-29	30-39	40-49	50+
Wersching	4/4	5/6	2/5	0/8	0/2
Partee	1/1	0/1	0/0	0/0	0/0
Chargers	**5/5**	**5/7**	**2/5**	**0/8**	**0/2**
Opponents	7/7	4/6	7/10	4/15	0/0

Wersching ( ) (49N,23N) (49N,39G,13G) (45N) (50N,27G) (38B,52N) (42N,48B, 11G,8G,16G) ( ) (35N,26G,38G) (46N,35N,28G) ( ) (47B) ( ) (45N,22G,26G)
Partee ( ) ( ) ( ) ( ) ( ) ( ) ( ) ( ) ( ) ( ) ( ) (23N,14G) ( ) ( ) ( )

Passing	Att.	Comp.	Yds.	Comp.%	Yds./Att.	TD	TD%	Int.	Int.%	Long	Sack/Lost	Rating
Fouts	194	87	1126	.448	5.80	6	.031	13	.067	69t	14/129	46.0
Clark	90	40	532	.444	5.91	0	.000	9	.100	54	9/96	24.2
Unitas	76	34	471	.447	6.20	3	.039	7	.092	51	14/96	40.0
Holliday	2	0	0	.000	0.00	0	.000	1	.500	0	0/0	0.0
Garrett	1	0	0	.000	0.00	0	.000	0	.000	0	0/0	39.6
Chargers	**363**	**161**	**2129**	**.444**	**5.87**	**9**	**.025**	**30**	**.083**	**69t**	**37/321**	**37.3**
Opponents	341	177	2473	.519	7.25	18	.053	16	.047	78t	26/219	73.6

1972 FINAL STATISTICS

(4-9-1 Overall) Fourth AFC West - Harland Svare
Home (2-5); Away (2-4-1)

Date	W/L	Score	Opponent	Att.
09/17	L	3-34	at San Francisco	59,438
09/24	W	37-14	Denver	49,048
10/01	T	17-17	at Oakland	53,455
10/08	W	23-20	at Baltimore	55,459
10/15	L	10-24	at Miami	80,010
10/22	L	20-34	at Detroit	54,371
10/29	L	14-26	Kansas City	54,533
11/05	L	28-34	Dallas	54,476
11/13	L	17-21	Cleveland	54,205
11/19	W	27-17	at Kansas City	79,011
11/26	W	34-20	Houston	46,289
12/03	L	19-21	Oakland	54,611
12/10	L	13-38	at Denver	51,478
12/17	L	2-24	Pittsburgh	52,873

Team Statistics	Chargers	Opponents
TOTAL FIRST DOWNS	262	244
Rushing	123	99
Passing	116	124
Penalty	23	21
Third Down: Made/Att.	79/166	58/135
Third Down Pct.	.476	.430
Fourth Down: Made/Att.	2/4	2/2
Fourth Down Pct.	.500	100.0
TOTAL NET YARDS	4299	3881
Avg. Per Game	307.1	277.2
Total Plays	904	819
Avg. Per Play	4.8	4.7
NET YARDS RUSHING	1995	1673
Avg. Per Game	142.5	119.5
Total Rushes	504	435
NET YARDS PASSING	2304	2208
Avg. Per Game	164.6	157.7
Sacked/Yards Lost	23/212	26/233
Gross Yards	2516	2441
Attempts/Completions	377/192	358/201
Completion Pct.	.509	.561
Had Intercepted	28	24
PUNTS/AVERAGE	45/40.3	56/38.4
NET PUNTING AVG.	34.6	34.1
PENALTIES/YARDS	87/789	75/679
FUMBLES/BALL LOST	40/20	26/10
TOUCHDOWNS	30	41
Rushing	12	18
Passing	15	18
Returns	3	5
TIME OF POSSESSION	34:17	21:26

Score by Quarters	Q1	Q2	Q3	Q4	OT	PTS.
Chargers	**51**	**81**	**33**	**99**	**0**	**264**
Opponents	75	96	85	88	0	344

Scoring	TD	RU	PA	RT	PAT	FG	S	PTS.
Partee	0	0	0	0	26/28	15/25	0	71
Edwards	7	5	2	0	0/0	0/0	0	42
Garrett	7	6	1	0	0/0	0/0	0	42
Garrison	7	0	7	0	0/0	0/0	0	42
Williams	3	0	3	0	0/0	0/0	0	18
Dicus	2	0	2	0	0/0	0/0	0	12
McClard	0	0	0	0	2/2	3/6	0	11
Beauchamp	1	0	0	1	0/0	0/0	0	6
Hadl	1	1	0	0	0/0	0/0	0	6
Mauck	1	0	0	1	0/0	0/0	0	6
Taylor	1	0	0	1	0/0	0/0	0	6
Costa	0	0	0	0	0/0	0/0	1	2
Chargers	**30**	**12**	**15**	**3**	**28/30**	**18/31**	**1**	**264**
Opponents	41	18	18	5	41/41	19/28	0	344

2-Pt. Conversions: Chargers 0-0, Opponents 0-0

Sacks: Chargers 26.0, Opponents 23.0

Rushing	No.	Yds.	Avg.	Long	TD
Garrett	272	1031	3.8	41t	6
Edwards	157	679	4.3	31t	5
Hadl	22	99	4.5	17	1
L. White	23	75	3.3	12	0
Taylor	13	58	4.5	17	0
Dragon	9	30	3.3	7	0
Carter	1	25	25.0	25	0
Williams	1	14	14.0	14	0
Norman	1	9	9.0	9	0
Garrison	2	-6	-3.0	0	0
Clark	2	-8	-4.0	-3	0
Dicus	1	-11	-11.0	-11	0
Chargers	**504**	**1995**	**4.0**	**41t**	**12**
Opponents	435	1673	3.8	63	18

Receiving	No.	Yds.	Avg.	Long	TD
Garrison	52	744	14.3	52t	7
Edwards	40	557	13.9	61	2
Garrett	31	245	7.9	27t	1
Norman	19	262	13.8	30	0
Dicus	18	227	12.6	46t	2
Williams	14	315	22.5	62	3
Mackey	11	110	10.0	21	0
L. White	3	20	6.7	8	0
Carter	2	24	12.0	14	0
LeVias	1	8	8.0	8	0
Hadl	1	4	4.0	4	0
Chargers	**192**	**2516**	**13.1**	**62**	**15**
Opponents	201	2441	12.1	45t	18

Interceptions	No.	Yds.	Avg.	Long	TD
Salter	7	111	15.9	31	0
Beauchamp	6	96	16.0	47t	1
Dunlap	5	67	13.4	25	0
Babich	2	9	4.0	9	0
Redman	1	14	14.0	14	0
Barnes	1	9	9.0	9	0
Caffey	1	4	4.0	4	0
Rossovich	1	0	0.0	0	0
Chargers	**24**	**310**	**12.9**	**47t**	**1**
Opponents	28	229	8.2	34	0

Punting	No.	Yds.	Avg.	Net	TB	I-20	Lg.	B
Partee	45	1813	40.3	34.6	5	0	65	0
Chargers	**45**	**1813**	**40.3**	**34.6**	**5**	**0**	**65**	**0**
Opponents	56	2153	38.4	34.1	3	0	60	2

Punt Returns	Ret.	FC	Yds.	Avg.	Lg.	TD
Dunlap	19	11	179	9.4	21	0
Garrett	2	1	10	5.0	10	0
LeVias	1	0	-4	-4.0	-4	0
Taylor	1	0	0	0.0	0	0
Detwiler	0	5	0	–	–	0
Chargers	**23**	**17**	**185**	**8.0**	**21**	**0**
Opponents	17	11	157	9.2	65t	1

Kickoff Returns	Ret.	Yds.	Avg.	Long	TD
Taylor	31	676	21.8	41	0
Dunlap	12	271	22.6	35	0
Berry	7	138	19.7	26	0
Detwiler	4	94	23.5	26	0
R. Jones	3	41	13.7	17	0
Sykes	2	44	22.0	24	0
Beauchamp	1	0	0.0	0	0
Williams	0	9	---	9	0
Chargers	**60**	**1273**	**21.2**	**41**	**0**
Opponents	53	1225	23.1	94t	1

Field Goals	1-19	20-29	30-39	40-49	50+
Partee	5/5	3/3	2/6	4/8	1/3
McClard	0/0	1/1	0/0	2/4	0/1
Chargers	**5/5**	**4/4**	**2/6**	**6/12**	**1/4**
Opponents	2/2	7/8	4/8	5/9	1/1

Partee (30G) (45G,11G) (41G) (51G,40G,28G) (12G,40N) ( ) (39N,47N,39N) (50B) (26G) (40N,46G,24G) (48N,31G,11G) (38N,51N,33N,15G,18G) ( ) ( )
McClard ( ) (47G) (50B) ( ) ( ) ( ) (45N,47N) ( ) ( ) ( ) ( ) ( ) (26G,48G) ( )

Passing	Att.	Comp.	Yds.	Comp.%	Yds./Att.	TD	TD%	Int.	Int.%	Long	Sack/Lost	Rating
Hadl	370	190	2449	.514	6.62	15	.041	26	.070	61	19/187	56.7
Clark	6	2	67	.333	11.17	0	.000	2	.333	62	2/9	36.8
Garrett	1	0	0	.000	0.00	0	.000	0	.000	0	2/16	39.6
Chargers	**377**	**192**	**2516**	**.509**	**6.67**	**15**	**.040**	**28**	**.074**	**62**	**23/212**	**54.6**
Opponents	358	201	2441	.561	6.82	18	.050	24	.067	45t	26/233	66.1

1971 FINAL STATISTICS

(6-8 Overall) Third AFC West - Sid Gillman (4-6); Harland Svare (2-2)
Home (6-1); Away (0-7)

Date	W/L	Score	Opponent	Att.
09/19	W	21-14	Kansas City	54,061
09/26	L	0-34	Oakland	54,084
10/03	L	17-21	at Pittsburgh	44,339
10/10	L	10-31	at Kansas City	50,514
10/17	L	16-20	at Denver	51,200
10/23	W	20-3	Buffalo	49,261
10/31	W	49-21	New York Jets	44,786
11/07	L	17-35	at New York Giants	62,905
11/15	W	20-17	St. Louis	46,486
11/21	L	33-34	at Oakland	54,681
11/28	L	0-31	at Cincinnati	59,580
12/05	W	30-14	Minnesota	54,505
12/12	W	45-17	Denver	44,347
12/19	L	33-49	at Houston	35,959

Team Statistics	Chargers	Opponents
TOTAL FIRST DOWNS	264	272
Rushing	86	143
Passing	147	114
Penalty	31	15
Third Down: Made/Att.	74/173	73/170
Third Down Pct.	.428	.429
Fourth Down: Made/Att.	1/1	1/1
Fourth Down Pct.	100.0	100.0
TOTAL NET YARDS	4738	4558
Avg. Per Game	338.4	325.6
Total Plays	859	859
Avg. Per Play	5.5	5.3
NET YARDS RUSHING	1604	2296
Avg. Per Game	114.6	164.0
Total Rushes	390	493
NET YARDS PASSING	3134	2262
Avg. Per Game	223.9	161.6
Sacked/Yards Lost	19/171	19/177
Gross Yards	3305	2439
Attempts/Completions	450/244	347/193
Completion Pct.	.542	.556
Had Intercepted	28	22
PUNTS/AVERAGE	55/43.5	67/43.7
NET PUNTING AVG.	40.6	39.0
PENALTIES/YARDS	81/895	84/887
FUMBLES/BALL LOST	30/15	27/10
TOUCHDOWNS	37	44
Rushing	11	25
Passing	23	15
Returns	3	4
TIME OF POSSESSION	30:00	25:43

Score by Quarters	Q1	Q2	Q3	Q4	OT	PTS.
Chargers	**40**	**94**	**73**	**104**	**0**	**311**
Opponents	62	95	94	90	0	341

Scoring	TD	RU	PA	RT	PAT	FG	S	PTS.
Partee	0	0	0	0	36/37	17/29	0	87
Garrett	7	4	3	0	0/0	0/0	0	42
Queen	7	4	3	0	0/0	0/0	0	42
Garrison	6	0	6	0	0/0	0/0	0	36
Parks	4	0	4	0	0/0	0/0	0	24
Montgomery	3	1	2	0	0/0	0/0	0	18
Gillette	2	0	2	0	0/0	0/0	0	12
Babich	1	0	0	1	0/0	0/0	0	6
Barnes	1	0	0	1	0/0	0/0	0	6
Burns	1	1	0	0	0/0	0/0	0	6
Dicus	1	0	1	0	0/0	0/0	0	6
Fletcher	1	0	0	1	0/0	0/0	0	6
Hadl	1	1	0	0	0/0	0/0	0	6
LeVias	1	0	1	0	0/0	0/0	0	6
Norman	1	0	1	0	0/0	0/0	0	6
White	0	0	0	0	0/0	0/0	1	2
Chargers	**37**	**11**	**23**	**3**	**36/37**	**17/29**	**1**	**311**
Opponents	44	25	15	4	43/43	11/24	0	341

2-Pt. Conversions: Chargers 0-0, Opponents 0-0

Sacks: Chargers 19.0, Opponents 19.0

Rushing	No.	Yds.	Avg.	Long	TD
Garrett	140	591	4.2	36	4
Queen	95	318	3.3	41	4
Montgomery	60	226	3.8	26	1
Burns	61	223	3.7	25	1
Parks	5	77	15.4	54	0
Hadl	18	75	4.2	37	1
LeVias	4	73	18.3	38	0
Ray	2	15	7.5	8	0
Partee	1	7	7.0	7	0
Norman	1	1	1.0	1	0
Domres	1	0	0.0	0	0
Garrison	1	0	0.0	0	0
Dicus	1	-2	-2.0	-2	0
Chargers	**390**	**1604**	**4.1**	**54**	**11**
Opponents	493	2296	4.7	37	25

Receiving	No.	Yds.	Avg.	Long	TD
Garrison	42	889	21.2	77t	6
Parks	41	609	14.9	56t	4
Garrett	41	283	6.9	40	3
Montgomery	28	361	12.9	39t	2
Norman	27	358	13.3	30	1
Queen	23	270	11.7	54	3
LeVias	21	265	12.6	37t	1
Gillette	10	147	14.7	25t	2
Dicus	6	89	14.8	29	1
Burns	3	22	7.3	10	0
Strozier	1	6	6.0	6	0
Tanner	1	6	6.0	6	0
Chargers	**244**	**3305**	**13.5**	**77t**	**23**
Opponents	193	2439	12.6	62t	15

Interceptions	No.	Yds.	Avg.	Long	TD
Salter	6	48	8.0	44	0
Beauchamp	4	95	23.8	52	0
Howard	4	47	11.8	29	0
Fletcher	3	63	21.0	36t	1
Barnes	2	57	28.5	36t	1
Hill	2	7	3.5	7	0
Redman	1	0	0.0	0	0
Chargers	**22**	**317**	**14.4**	**52**	**2**
Opponents	28	339	12.1	35t	4

Punting	No.	Yds.	Avg.	Net	TB	I-20	Lg.	B
Partee	55	2392	43.5	40.6	6	0	73	0
Chargers	**55**	**2392**	**43.5**	**40.6**	**6**	**0**	**73**	**0**
Opponents	67	2931	43.7	39.0	5	0	62	0

Punt Returns	Ret.	FC	Yds.	Avg.	Lg.	TD
LeVias	22	8	145	6.6	19	0
Fletcher	12	5	68	5.7	18	0
Garrett	3	0	2	0.7	4	0
Chargers	**37**	**13**	**215**	**5.8**	**19**	**0**
Opponents	20	17	40	2.0	12	0

Kickoff Returns	Ret.	Yds.	Avg.	Long	TD
LeVias	24	559	23.3	71	0
Fletcher	11	217	19.7	25	0
Salter	8	172	21.5	29	0
Burns	2	19	9.5	15	0
Rogers	1	20	20.0	20	0
Sweeney	1	13	13.0	13	0
Thomas	1	0	0.0	0	0
Wilkerson	1	0	0.0	0	0
Chargers	**49**	**1000**	**20.4**	**71**	**0**
Opponents	55	1245	22.6	63	0

Field Goals	1-19	20-29	30-39	40-49	50+
Partee	5/5	6/6	1/3	4/12	1/3
Chargers	**5/5**	**6/6**	**1/3**	**4/12**	**1/3**
Opponents	3/3	1/5	3/6	4/9	0/1

Partee (48N,48N) (37N,51N,48N) (21G) (43G) (43N,41G,20G,35G) (9G,10G) ( ) (28G) (42N,25G,45G) (14G) (51N) (33N,48N,12G,43G,22G) (43N,9G) (42B,50G,20G)

Passing	Att.	Comp.	Yds.	Comp.%	Yds./Att.	TD	TD%	Int.	Int.%	Long	Sack/Lost	Rating
Hadl	431	233	3075	.541	7.13	21	.049	25	.058	77t	16/145	68.9
Domres	12	7	97	.583	8.08	1	.083	3	.250	25t	3/26	72.6
Montgomery	6	3	80	.555	13.33	1	.167	0	.000	33	0/0	135.4
Garrett	1	1	53	100.0	53.00	0	.000	0	.000	53	0/0	118.8
Chargers	**450**	**244**	**3305**	**.542**	**7.34**	**23**	**.051**	**28**	**.062**	**77t**	**19/171**	**69.0**
Opponents	347	193	2439	.556	7.03	15	.043	22	.063	62t	19/177	65.7

1970 FINAL STATISTICS

(5-6-3 Overall) Third AFC West - Charlie Waller
Home (2-3-2); Away (3-3-1)

Date	W/L	Score	Opponent	Att.
09/20	L	14-16	Baltimore	47,782
09/27	T	27-27	Oakland	42,109
10/04	L	10-37	at Los Angeles	69,564
10/12	L	20-22	Green Bay	53,064
10/18	W	20-7	at Chicago	45,278
10/25	T	31-31	Houston	41,427
11/01	W	27-10	at Cleveland	80,047
11/08	W	24-21	Denver	48,327
11/15	W	16-14	at Boston	30,597
11/22	L	17-20	at Oakland	54,594
11/29	L	14-26	at Kansas City	50,315
12/06	L	14-17	Cincinnati	41,461
12/13	T	17-17	at Denver	50,959
12/20	W	31-13	Kansas City	41,379

Team Statistics	Chargers	Opponents
TOTAL FIRST DOWNS	231	245
Rushing	83	106
Passing	119	117
Penalty	29	22
Third Down: Made/Att.	67/173	69/179
Third Down Pct.	.387	.385
Fourth Down: Made/Att.	4/9	3/5
Fourth Down Pct.	.444	.600
TOTAL NET YARDS	3953	4182
Avg. Per Game	282.4	298.7
Total Plays	839	872
Avg. Per Play	4.7	4.8
NET YARDS RUSHING	1450	1967
Avg. Per Game	103.6	140.5
Total Rushes	395	480
NET YARDS PASSING	2503	2215
Avg. Per Game	178.8	158.2
Sacked/Yards Lost	57/433	27/207
Gross Yards	2936	2422
Attempts/Completions	387/192	365/207
Completion Pct.	.496	.567
Had Intercepted	19	9
PUNTS/AVERAGE	74/42.8	64/44.1
NET PUNTING AVG.	37.5	39.5
PENALTIES/YARDS	79/852	89/998
FUMBLES/BALL LOST	19/6	21/15
TOUCHDOWNS	35	30
Rushing	9	15
Passing	24	13
Returns	2	2
TIME OF POSSESSION	17:09	38:34

Score by Quarters	Q1	Q2	Q3	Q4	OT	PTS.
Chargers	**30**	**96**	**65**	**91**	**0**	**282**
Opponents	36	111	68	63	0	278

Scoring	TD	RU	PA	RT	PAT	FG	S	PTS.
Garrison	12	0	12	0	0/0	0/0	0	72
Mercer	0	0	0	0	34/35	12/19	0	70
Frazier	8	1	6	1	0/0	0/0	0	48
Alworth	4	0	4	0	0/0	0/0	0	24
R. Smith	3	3	0	0	0/0	0/0	0	18
Garrett TM	2	1	1	0	0/0	0/0	0	12
Queen	2	1	1	0	0/0	0/0	0	12
Detwiler	1	0	0	1	0/0	0/0	0	6
Hadl	1	1	0	0	0/0	0/0	0	6
Hubbert	1	1	0	0	0/0	0/0	0	6
Post	1	1	0	0	0/0	0/0	0	6
J. Owens	0	0	0	0	0/0	0/0	1	2
Chargers	**35**	**9**	**24**	**2**	**34/35**	**12/19**	**1**	**282**
Opponents	30	15	13	2	29/30	23/40	0	278

2-Pt. Conversions: Chargers 0-0, Opponents 0-0

Sacks: Chargers 27.0, Opponents 57.0

Rushing	No.	Yds.	Avg.	Long	TD
Queen	77	261	3.4	19	1
Post	74	225	3.0	18	1
Garrett TM	46	146	3.2	22	1
Hadl	28	188	6.7	34	1
Hubbert	49	175	3.6	11	1
R. Smith	52	163	3.1	21	3
Frazier	5	120	24.0	70	1
Foster	32	84	2.6	15	0
D. Smith	14	42	3.0	15	0
Domres	14	39	2.8	7	0
Garrison	4	7	1.7	10	0
Chargers	**395**	**1450**	**3.7**	**70**	**9**
Opponents	480	1967	4.1	42	15

Receiving	No.	Yds.	Avg.	Long	TD
Garrison	44	1006	22.9	67	12
Frazier	38	497	13.1	51	6
Alworth	35	608	17.4	80t	4
Queen	20	236	11.8	65t	1
Garrett TM	10	127	12.7	44t	1
Post	13	113	8.7	30	0
Foster	10	92	9.2	48	0
Hubbert	7	44	6.3	11	0
R. Smith	5	44	8.8	11	0
D. Smith	4	65	16.3	42	0
Eber	2	43	21.5	31	0
Strozier	2	40	20.0	28	0
Gillette	2	21	10.5	12	0
Chargers	**192**	**2936**	**15.3**	**80t**	**24**
Opponents	207	2422	11.7	61t	13

Interceptions	No.	Yds.	Avg.	Long	TD
Barnes	3	22	7.3	15	0
Howard	2	19	9.5	19	0
Tolbert	2	19	9.5	19	0
Beauchamp	1	25	25.0	25	0
DeLong	1	5	5.0	5	0
Chargers	**9**	**90**	**10.0**	**25**	**0**
Opponents	19	235	12.4	25	0

Punting	No.	Yds.	Avg.	Net	TB	I-20	Lg.	B
Partee	65	2852	43.9	38.7	4	0	62	1
Mercer	8	283	35.4	28.6	0	0	42	0
Hadl	1	30	30.0	30.0	0	0	30	0
Chargers	**74**	**3165**	**42.8**	**37.5**	**4**	**0**	**62**	**1**
Opponents	64	2822	44.1	39.5	6	0	61	0

Punt Returns	Ret.	FC	Yds.	Avg.	Lg.	TD
Fletcher	16	2	137	8.6	17	0
R. Smith	9	8	31	3.4	13	0
Duncan	5	4	10	2.0	8	0
Detwiler	1	1	-5	-5.0	-5	0
Chargers	**31**	**15**	**173**	**5.6**	**17**	**0**
Opponents	34	20	312	9.2	79t	1

Kickoff Returns	Ret.	Yds.	Avg.	Long	TD
Duncan	19	410	21.6	41	0
Fletcher	17	382	22.5	30	0
Beauchamp	1	0	0.0	0	0
Hill	1	0	0.0	0	0
Moss TM	1	0	0.0	0	0
T. Owens	1	0	0.0	0	0
Queen	1	12	12.0	12	0
R. Smith	1	9	9.0	9	0
Chargers	**42**	**813**	**19.4**	**41**	**0**
Opponents	52	1153	22.2	52	0

Field Goals	1-19	20-29	30-39	40-49	50+
Mercer	3/3	1/3	5/5	3/8	0/0
Chargers	**3/3**	**1/3**	**5/5**	**3/8**	**0/0**
Opponents	10/12	6/8	4/6	1/12	2/2

Mercer (46B) (48G,39G) (30G) (47N,16G,39G) ( ) (45G) (45N,37G,12G) (38G) (45N, 23N,25N) (11G) ( ) (47N) (42G) (27G)

Passing	Att.	Comp.	Yds.	Comp.%	Yds./Att.	TD	TD%	Int.	Int.%	Long	Sack/Lost	Rating
Hadl	327	162	2388	.495	7.30	22	.067	15	.046	67	42/327	77.1
Domres	55	28	491	.509	8.93	2	.036	4	.073	80t	13/93	63.5
Foster	3	1	9	.333	3.00	0	.000	0	.000	9	1/8	42.4
Clark	2	1	48	.500	24.00	0	.000	0	.000	48	0/0	95.8
Garrett TM	0	0	0	–	–	0	–	0	–	–	1/5	–
Chargers	**387**	**192**	**2936**	**.496**	**7.59**	**24**	**.062**	**19**	**.049**	**80t**	**57/433**	**75.3**
Opponents	365	207	2422	.567	6.64	13	.036	9	.025	61t	27/207	78.6

1969 FINAL STATISTICS

(8-6 Overall) Third AFL West - Sid Gillman (4-5); Charlie Waller (4-1)
Home (5-2); Away (3-4)

Date	W/L	Score	Opponent	Att.
09/14	L	9-27	Kansas City	47,988
09/21	L	20-34	at Cincinnati	26,243
09/28	W	34-27	New York (AFL)	54,042
10/04	W	21-14	Cincinnati	52,748
10/11	W	21-14	at Miami	34,585
10/19	W	13-10	at Boston	18,346
10/26	L	12-24	Oakland	54,008
11/02	L	0-13	at Denver	45,511
11/09	L	3-27	at Kansas City	51,104
11/16	L	16-21	at Oakland	54,372
11/23	W	45-24	Denver	34,664
11/27	W	21-17	at Houston	40,065
12/07	W	28-18	Boston	33,146
12/14	W	45-6	Buffalo	47,582

Team Statistics	Chargers	Opponents
TOTAL FIRST DOWNS	275	232
Rushing	119	71
Passing	131	148
Penalty	25	13
Third Down: Made/Att.	0/0	0/0
Third Down Pct.	.000	.000
Fourth Down: Made/Att.	0/0	0/0
Fourth Down Pct.	.000	.000
TOTAL NET YARDS	4611	4237
Avg. Per Game	329.4	302.6
Total Plays	932	824
Avg. Per Play	4.9	5.1
NET YARDS RUSHING	1985	1442
Avg. Per Game	141.8	103.0
Total Rushes	455	366
NET YARDS PASSING	2626	2795
Avg. Per Game	187.6	199.6
Sacked/Yards Lost	33/301	35/280
Gross Yards	2927	3075
Attempts/Completions	444/208	423/241
Completion Pct.	.468	.570
Had Intercepted	21	31
PUNTS/AVERAGE	71/44.6	76/40.3
NET PUNTING AVG.	38.3	36.0
PENALTIES/YARDS	63/731	71/791
FUMBLES/BALL LOST	27/13	13/6
TOUCHDOWNS	35	34
Rushing	18	11
Passing	13	22
Returns	4	1
TIME OF POSSESSION	30:00	30:00

Score by Quarters	Q1	Q2	Q3	Q4	OT	PTS.
Chargers	**57**	**92**	**71**	**68**	**0**	**288**
Opponents	45	84	75	72	0	276

Scoring	TD	RU	PA	RT	PAT	FG	S	PTS.
Partee	0	0	0	0	33/33	15/28	0	78
Garrison	7	0	7	0	0/0	0/0	0	42
Post	6	6	0	0	0/0	0/0	0	36
Alworth	4	0	4	0	0/0	0/0	0	24
Domres	4	4	0	0	0/0	0/0	0	24
Hubbert	4	4	0	0	0/0	0/0	0	24
Graham	2	0	0	2	0/0	0/0	0	12
Hadl	2	2	0	0	0/0	0/0	0	12
Smith	2	2	0	0	0/0	0/0	0	12
Briggs	1	0	0	1	0/0	0/0	0	6
Duncan	1	0	0	1	0/0	0/0	0	6
Eber	1	0	1	0	0/0	0/0	0	6
Foster	1	0	1	0	0/0	0/0	0	6
Chargers	**35**	**18**	**13**	**4**	**33/33**	**15/28**	**0**	**288**
Opponents	34	11	22	1	31/33	13/25	0	276

2-Pt. Conversions: Chargers 0-0, Opponents 1-1

Sacks: Chargers 35.0, Opponents 33.0

Rushing	No.	Yds.	Avg.	Long	TD
Post	182	873	4.8	60	6
Hubbert	94	333	3.5	24	4
Foster	64	236	3.7	24	0
Smith	51	211	4.1	16	2
Domres	19	145	7.6	22	4
Hadl	26	109	4.2	17	2
Sayers	14	53	3.8	8	0
Alworth	5	25	5.0	16	0
Chargers	**455**	**1985**	**4.4**	**60**	**18**
Opponents	366	1442	3.9	49	11

Receiving	No.	Yds.	Avg.	Long	TD
Alworth	64	1003	15.7	76t	4
Garrison	40	804	20.1	50	7
Post	24	235	9.8	46	0
Frazier	17	205	12.1	50	0
Foster	14	83	5.9	28	1
Hubbert	11	43	3.9	18	0
Queen	10	148	14.8	42	0
Smith	10	144	14.4	55	0
Eber	9	141	15.7	43	1
MacKinnon	7	82	11.7	23	0
Trapp	2	39	19.5	24	0
Chargers	**208**	**2927**	**14.1**	**76t**	**13**
Opponents	241	3075	12.8	80t	22

Interceptions	No.	Yds.	Avg.	Long	TD
Hill	7	92	13.1	27	0
Duncan	6	118	19.7	72t	1
Howard	6	50	8.3	19	0
Barnes	5	64	12.8	25	0
Graham	4	112	28.0	65t	2
Bruggers	1	5	5.0	5	0
Redman	1	3	3.0	3	0
Campbell	1	0	0.0	0	0
Chargers	**31**	**444**	**14.3**	**72t**	**3**
Opponents	21	265	12.6	43	0

Punting	No.	Yds.	Avg.	Net	TB	I-20	Lg.	B
Partee	71	3169	44.6	38.3	8	0	62	0
Chargers	**71**	**3169**	**44.6**	**38.3**	**8**	**0**	**62**	**0**
Opponents	76	3059	40.3	36.0	1	0	62	0

Punt Returns	Ret.	FC	Yds.	Avg.	Lg.	TD
Duncan	27	7	280	10.4	38	0
Graham	3	24	15	5.0	9	0
Smith	3	0	5	5.0	5	0
Trapp	0	1	0	–	–	0
Chargers	**31**	**32**	**300**	**9.7**	**38**	**0**
Opponents	30	7	291	9.7	45	0

Kickoff Returns	Ret.	Yds.	Avg.	Long	TD
Duncan	21	587	28.0	52	0
Smith	6	138	23.0	27	0
Post	4	74	18.5	27	0
Fetherston	3	0	0.0	0	0
Sayers	2	42	21.0	21	0
Briggs	1	0	0.0	0	0
Foster	1	1	1.0	1	0
Huey	1	0	0.0	0	0
Chargers	**39**	**842**	**21.6**	**52**	**0**
Opponents	53	1238	23.4	38	0

Field Goals	1-19	20-29	30-39	40-49	50+
Partee	4/4	5/8	3/9	2/6	1/1
Chargers	**4/4**	**5/8**	**3/9**	**2/6**	**1/1**
Opponents	2/3	3/4	5/7	3/8	0/3

Partee (50G) (49N,33N,29G,14G) (37N,42G,27G) (34N,27N,43B) (41B) (28N,12G, 28G) (35N,25G,46G) ( ) (39N,25G) (30N,18G,31G,14G) (33G) (25B) ( ) (48N,33G)

Passing	Att.	Comp.	Yds.	Comp.%	Yds./Att.	TD	TD%	Int.	Int.%	Long	Sack/Lost	Rating
Hadl	324	158	2253	.488	6.95	10	.031	11	.034	76t	18/190	67.8
Domres	112	47	631	.420	5.63	2	.018	10	.089	55	14/101	29.3
Foster	5	2	39	.400	7.80	1	.200	0	.000	30t	0/0	107.5
Post	2	1	4	.500	2.00	0	.000	0	.000	4	0/0	56.3
Hubbert	1	0	0	.000	0.00	0	.000	0	.000	0	0/0	39.6
Mikolajewski	0	0	0	–	–	0	–	0	–	0	1/10	–
Chargers	**444**	**208**	**2927**	**.468**	**6.59**	**13**	**.029**	**21**	**.047**	**76t**	**33/301**	**58.6**
Opponents	423	241	3075	.570	7.27	22	.052	31	.073	80t	35/280	66.7

1968 FINAL STATISTICS

(9-5 Overall) Third AFL West - Sid Gillman
Home (4-3); Away (5-2)

Date	W/L	Score	Opponent	Att.
09/06	W	29-13	Cincinnati	33,687
09/21	W	30-14	Houston	46,217
09/29	W	31-10	at Cincinnati	28,642
10/05	L	20-23	at New York (AFL)	63,786
10/13	W	23-14	at Oakland	53,257
10/20	W	55-24	Denver	42,953
10/27	L	20-27	at Kansas City	50,344
11/03	W	34-28	Miami	37,284
11/10	W	27-17	at Boston	19,278
11/17	W	21-6	at Buffalo	27,993
11/24	L	15-37	New York (AFL)	51,175
12/01	W	47-23	at Denver	35,312
12/08	L	3-40	Kansas City	51,174
12/15	L	27-34	Oakland	40,698

Team Statistics	Chargers	Opponents
TOTAL FIRST DOWNS	270	225
Rushing	93	90
Passing	164	118
Penalty	13	17
Third Down: Made/Att.	0/0	0/0
Third Down Pct.	.000	.000
Fourth Down: Made/Att.	0/0	0/0
Fourth Down Pct.	.000	.000
TOTAL NET YARDS	5388	4333
Avg. Per Game	384.9	309.5
Total Plays	918	893
Avg. Per Play	5.9	4.9
NET YARDS RUSHING	1765	1641
Avg. Per Game	126.1	117.2
Total Rushes	428	439
NET YARDS PASSING	3623	2692
Avg. Per Game	258.8	192.3
Sacked/Yards Lost	18/190	24/204
Gross Yards	3813	2896
Attempts/Completions	472/225	430/217
Completion Pct.	.477	.505
Had Intercepted	33	20
PUNTS/AVERAGE	56/40.7	74/42.3
NET PUNTING AVG.	34.7	37.0
PENALTIES/YARDS	72/654	63/692
FUMBLES/BALL LOST	20/12	26/15
TOUCHDOWNS	45	36
Rushing	12	13
Passing	29	20
Returns	4	3
TIME OF POSSESSION	21:26	38:34

Score by Quarters	Q1	Q2	Q3	Q4	OT	PTS.
Chargers	**74**	**136**	**58**	**114**	**0**	**382**
Opponents	59	106	78	67	0	310

Scoring	TD	RU	PA	RT	PAT	FG	S	PTS.
Partee	0	0	0	0	40/43	22/32	0	106
Alworth	10	0	10	0	0/0	0/0	0	62
Garrison	10	0	10	0	0/0	0/0	0	60
MacKinnon	6	0	6	0	0/0	0/0	0	38
Smith	4	4	0	0	0/0	0/0	0	24
Frazier	3	0	3	0	0/0	0/0	0	18
Post	3	3	0	0	0/0	0/0	0	18
Beauchamp	2	0	0	2	0/0	0/0	0	12
Hadl	2	2	0	0	0/0	0/0	0	12
Hubbert	2	2	0	0	0/0	0/0	0	12
Duncan	1	0	0	1	0/0	0/0	0	6
Dyer	1	0	0	1	0/0	0/0	0	6
Foster	1	1	0	0	0/0	0/0	0	6
Chargers	**45**	**12**	**29**	**4**	**40/43**	**22/32**	**1**	**382**
Opponents	36	13	20	3	35/35	19/31	1	310

2-Pt. Conversions: Alworth, MacKinnon, **Chargers 2-2**, Opponents 0-1

Sacks: Chargers 24.0, Opponents 18.0

Rushing	No.	Yds.	Avg.	Long	TD
Post	151	758	5.0	62t	3
Smith	88	426	4.8	37t	4
Foster	109	394	3.6	22	1
Hubbert	28	119	4.3	21	2
Allison	23	31	1.3	6	0
Alworth	3	18	6.0	10	0
Hadl	23	14	0.6	9	2
Lowe TM	1	9	9.0	9	0
Brittenum	2	-4	-2.0	0	0
Chargers	**428**	**1765**	**4.1**	**62t**	**12**
Opponents	439	1641	3.7	37	13

Receiving	No.	Yds.	Avg.	Long	TD
Alworth	68	1312	19.3	80t	10
Garrison	52	1103	21.2	84t	10
MacKinnon	33	646	19.6	62t	6
Foster	23	224	9.7	48	0
Post	18	165	9.2	23	0
Frazier	16	237	14.8	48t	3
Smith	7	71	10.1	24	0
Hubbert	5	11	2.2	10	0
Allison	2	22	11.0	12	0
Dyer	1	22	22.0	22	0
Chargers	**225**	**3813**	**16.9**	**84t**	**29**
Opponents	217	2896	13.3	87t	20

Interceptions	No.	Yds.	Avg.	Long	TD
Beauchamp	5	114	22.8	35t	2
Graham	5	87	17.4	42	0
Tolbert	2	42	21.0	22	0
Erlandson	2	22	11.0	16	0
Staggs	2	2	1.0	2	0
Allen	1	4	4.0	4	0
Duncan	1	4	4.0	4	0
Fetherston	1	0	0.0	0	0
Howard	1	0	0.0	0	0
Chargers	**20**	**275**	**13.8**	**42**	**2**
Opponents	33	534	16.2	75t	2

Punting	No.	Yds.	Avg.	Net	TB	I-20	Lg.	B
Partee	56	2281	40.7	34.7	6	0	60	0
Chargers	**56**	**2281**	**40.7**	**34.7**	**6**	**0**	**60**	**0**
Opponents	74	3132	42.3	37.0	5	0	68	0

Punt Returns	Ret.	FC	Yds.	Avg.	Lg.	TD
Duncan	18	5	206	11.4	95t	1
Graham	13	10	61	4.7	22	0
Smith	8	3	25	3.1	8	0
Allison	0	1	0	–	–	0
Chargers	**39**	**19**	**292**	**7.9**	**95t**	**1**
Opponents	21	10	220	10.5	82t	1

Kickoff Returns	Ret.	Yds.	Avg.	Long	TD
Duncan	25	586	23.4	53	0
Post	10	199	19.9	38	0
Allison	7	121	17.3	23	0
Baccaglio TM	2	0	0.0	0	0
Lincoln TM	2	37	18.5	27	0
Whitehead	2	81	40.5	63	0
Latzke	1	0	0.0	0	0
Smith	1	20	20.0	20	0
Speights	1	21	21.0	21	0
Chargers	**51**	**1065**	**20.9**	**63**	**0**
Opponents	60	1251	20.9	35	0

Field Goals	1-19	20-29	30-39	40-49	50+
Partee	4/4	8/10	6/10	4/7	0/1
Chargers	**4/4**	**8/10**	**6/10**	**4/7**	**0/1**
Opponents	5/5	8/9	5/10	1/7	0/0

Partee (46N,39N,42G) (35G,23G,48G) (36N,28N,21G) (50N) (47N,39N,24G,27G, 27G) (37B,18G,27G) (19G,36G) (23N,33G,23G) (32G,33G) ( ) ( ) (19G) (28G) (47N, 13G,34G,40G,42G)

Passing	Att.	Comp.	Yds.	Comp.%	Yds./Att.	TD	TD%	Int.	Int.%	Long	Sack/Lost	Rating
Hadl	440	208	3473	.473	7.89	27	.061	32	.073	84t	10/110	64.5
Brittenum	17	9	125	.529	7.35	1	.059	1	.059	22	7/63	71.9
Foster	7	6	169	.857	24.14	0	.000	0	.000	50	0/0	118.8
Post	4	1	23	.250	5.75	0	.000	0	.000	23	1/17	51.0
Smith	3	0	0	.000	0.00	0	.000	0	.000	0	0/0	39.6
Allison	1	1	23	100.0	23.00	1	100.0	0	.000	23t	0/0	158.3
Chargers	**472**	**225**	**3813**	**.477**	**8.08**	**29**	**.061**	**33**	**.070**	**84t**	**18/190**	**66.8**
Opponents	430	217	2896	.505	6.73	20	.047	20	.047	87t	24/204	68.3

1967 FINAL STATISTICS

(8-5-1 Overall) Third AFL West - Sid Gillman
Home (5-2-1); Away (3-3)

Date	W/L	Score	Opponent	Att.
09/09	W	28-14	Boston	39,337
09/24	W	13-3	Houston	36,032
10/01	W	37-17	at Buffalo	39,310
10/08	T	31-31	Boston	23,620
10/15	W	45-31	Kansas City	45,355
10/22	W	38-21	at Denver	34,465
10/29	L	10-51	at Oakland	53,474
11/12	W	24-0	Miami	34,761
11/19	W	17-16	at Kansas City	46,738
11/23	W	24-20	Denver	34,586
12/03	L	21-41	Oakland	52,661
12/10	L	24-41	at Miami	23,007
12/16	L	17-24	at Houston	19,870
12/24	L	31-42	New York (AFL)	34,580

Team Statistics	Chargers	Opponents
TOTAL FIRST DOWNS	259	251
Rushing	88	88
Passing	150	148
Penalty	21	15
Third Down: Made/Att.	0/0	0/0
Third Down Pct.	.000	.000
Fourth Down: Made/Att.	0/0	0/0
Fourth Down Pct.	.000	.000
TOTAL NET YARDS	5125	4705
Avg. Per Game	366.1	336.1
Total Plays	891	936
Avg. Per Play	5.8	5.0
NET YARDS RUSHING	1715	1553
Avg. Per Game	122.5	110.9
Total Rushes	417	441
NET YARDS PASSING	3410	3152
Avg. Per Game	243.6	225.1
Sacked/Yards Lost	11/107	31/303
Gross Yards	3517	3455
Attempts/Completions	463/230	464/230
Completion Pct.	.497	.496
Had Intercepted	24	13
PUNTS/AVERAGE	63/37.5	72/45.2
NET PUNTING AVG.	33.6	36.8
PENALTIES/YARDS	72/817	61/666
FUMBLES/BALL LOST	18/10	22/10
TOUCHDOWNS	45	44
Rushing	14	17
Passing	26	26
Returns	5	1
TIME OF POSSESSION	25:43	34:17

Score by Quarters	Q1	Q2	Q3	Q4	OT	PTS.
Chargers	**76**	**116**	**58**	**110**	**0**	**360**
Opponents	87	99	93	73	0	352

Scoring	TD	RU	PA	RT	PAT	FG	S	PTS.
Van Raaphorst	0	0	0	0	45/45	15/30	0	90
Frazier	10	0	10	0	0/0	0/0	0	60
Alworth	9	0	9	0	0/0	0/0	0	54
Post	8	7	1	0	0/0	0/0	0	48
Hubbert	4	2	2	0	0/0	0/0	0	24
Duncan	3	0	0	3	0/0	0/0	0	18
Hadl	3	3	0	0	0/0	0/0	0	18
Garrison	2	0	2	0	0/0	0/0	0	12
MacKinnon	2	0	2	0	0/0	0/0	0	12
Appleton	1	0	0	1	0/0	0/0	0	6
Graham	1	0	0	1	0/0	0/0	0	6
Lowe	1	1	0	0	0/0	0/0	0	6
Smith	1	1	0	0	0/0	0/0	0	6
Chargers	**45**	**14**	**26**	**5**	**45/45**	**15/30**	**0**	**360**
Opponents	44	17	26	1	44/44	14/27	1	352

2-Pt. Conversions: Chargers 0-0, Opponents 0-0

Sacks: Chargers 31.0, Opponents 11.0

Rushing	No.	Yds.	Avg.	Long	TD
Post	161	663	4.1	67t	6
Hubbert	116	643	5.5	80t	2
Smith	22	115	5.2	16	1
Hadl	37	107	2.9	26	3
Foster	28	78	2.1	13	0
Lowe	28	71	2.5	21	1
Allison	10	34	3.4	26	0
Stephenson	2	11	5.5	7	0
Alworth	1	5	5.0	5	0
Garrison	1	1	1.0	1	0
Redman	1	-13	-13.0	-13	0
Chargers	**417**	**1715**	**4.1**	**80t**	**14**
Opponents	441	1553	3.5	52	17

Receiving	No.	Yds.	Avg.	Long	TD
Frazier	57	922	16.2	72t	10
Alworth	52	1010	19.4	71t	9
Garrison	44	772	17.5	62	2
Post	32	278	8.7	66t	1
Hubbert	19	214	11.3	49	2
Foster	9	46	5.1	11	0
MacKinnon	7	176	25.1	71	2
Newell	7	68	9.7	14	0
Lowe	2	25	12.5	13	0
Smith	1	6	6.0	6	0
Chargers	**230**	**3517**	**15.3**	**72t**	**26**
Opponents	230	3455	15.0	75t	26

Interceptions	No.	Yds.	Avg.	Long	TD
Beauchamp	3	44	14.7	28	0
Duncan	2	100	50.0	100t	1
Graham	2	76	38.0	68t	1
Redman	2	26	13.0	23	0
Allen	2	2	1.0	2	0
Erickson	1	17	17.0	17	0
Tolbert	1	9	9.0	9	0
Chargers	**13**	**274**	**21.1**	**100t**	**2**
Opponents	24	329	13.7	40t	1

Punting	No.	Yds.	Avg.	Net	TB	I-20	Lg.	B
Redman	58	2147	37.0	32.9	1	0	56	0
Cordill	3	145	48.3	46.0	0	0	52	0
Hadl	2	70	35.0	35.0	0	0	46	0
Chargers	**63**	**2362**	**37.5**	**33.6**	**1**	**0**	**56**	**0**
Opponents	72	3252	45.2	36.8	6	0	72	0

Punt Returns	Ret.	FC	Yds.	Avg.	Lg.	TD
Duncan	36	6	434	12.1	50	0
Graham	3	4	46	15.3	42	0
Smith	0	2	0	–	–	0
Chargers	**39**	**12**	**480**	**12.3**	**50**	**0**
Opponents	21	19	224	10.7	78	0

Kickoff Returns	Ret.	Yds.	Avg.	Long	TD
Tolbert	18	441	24.5	45	0
Post	15	371	24.7	50	0
Duncan	9	231	25.7	60	0
Lowe	8	145	18.1	29	0
Smith	3	51	17.0	19	0
Erickson	1	0	0.0	0	0
Chargers	**54**	**1239**	**22.9**	**60**	**0**
Opponents	63	1506	23.9	82	0

Field Goals	1-19	20-29	30-39	40-49	50+
Van Raaphorst	5/8	3/5	4/5	3/11	0/1
Chargers	**5/8**	**3/5**	**4/5**	**3/11**	**0/1**
Opponents	5/7	4/6	3/8	2/4	0/2

Van Raaphorst (42N,50N,45N) (14G,42G,38N) (32G,30G,13B,25G) (32G,49N) (15G, 43B,17B,13B) (41N,30G) (49N,29N,40G) (46N,42G) (12G) (24G,45N,22B) ( ) (23G) (18G) (13G)

Passing	Att.	Comp.	Yds.	Comp.%	Yds./Att.	TD	TD%	Int.	Int.%	Long	Sack/Lost	Rating
Hadl	427	217	3365	.508	7.88	24	.056	22	.052	72t	9/91	74.5
Stephenson	26	11	117	.423	4.50	2	.077	2	.077	21	1/7	49.7
Post	6	1	9	.167	1.50	0	.000	0	.000	9	1/9	39.6
Alworth	1	0	0	.000	0.00	0	.000	0	.000	0	0/0	39.6
Foster	1	0	0	.000	0.00	0	.000	0	.000	0	0/0	39.6
Lowe	1	1	26	100.0	26.00	0	.000	0	.000	26	0/0	118.8
Whitehead	1	0	0	.000	0.00	0	.000	0	.000	0	0/0	39.6
Chargers	**463**	**230**	**3517**	**.497**	**7.60**	**26**	**.056**	**24**	**.052**	**72t**	**11/107**	**72.3**
Opponents	464	230	3455	.496	7.45	26	.056	13	.028	75t	31/303	81.4

1966 FINAL STATISTICS

(7-6-1 Overall) Third AFL West - Sid Gillman
Home (5-2); Away (2-4-1)

Date	W/L	Score	Opponent	Att.
09/04	W	24-7	Buffalo	27,572
09/10	W	24-0	Boston	29,539
09/25	W	29-20	at Oakland	37,183
10/02	W	44-10	Miami	26,444
10/08	L	16-17	at New York (AFL)	63,497
10/16	T	17-17	at Buffalo	45,169
10/23	L	17-35	at Boston	32,371
10/30	W	24-17	Denver	25,819
11/06	L	14-24	at Kansas City	40,986
11/13	L	19-41	Oakland	26,230
11/27	L	17-20	at Denver	24,860
12/04	W	28-22	at Houston	17,569
12/11	W	42-27	New York (AFL)	25,712
12/18	L	17-27	Kansas City	28,548

Team Statistics	Chargers	Opponents
TOTAL FIRST DOWNS	230	260
Rushing	77	127
Passing	137	116
Penalty	16	17
Third Down: Made/Att.	0/0	0/0
Third Down Pct.	.000	.000
Fourth Down: Made/Att.	0/0	0/0
Fourth Down Pct.	.000	.000
TOTAL NET YARDS	4553	4558
Avg. Per Game	325.2	325.6
Total Plays	827	905
Avg. Per Play	5.5	5.0
NET YARDS RUSHING	1537	2403
Avg. Per Game	109.8	171.6
Total Rushes	361	497
NET YARDS PASSING	3016	2155
Avg. Per Game	215.4	153.9
Sacked/Yards Lost	32/331	26/231
Gross Yards	3347	2386
Attempts/Completions	434/224	382/170
Completion Pct.	.516	.445
Had Intercepted	15	27
PUNTS/AVERAGE	66/37.0	52/43.0
NET PUNTING AVG.	34.5	35.3
PENALTIES/YARDS	68/667	60/527
FUMBLES/BALL LOST	17/7	17/8
TOUCHDOWNS	41	33
Rushing	9	19
Passing	29	13
Returns	3	1
TIME OF POSSESSION	30:00	30:00

Score by Quarters	Q1	Q2	Q3	Q4	OT	PTS.
Chargers	**57**	**97**	**64**	**117**	**0**	**335**
Opponents	60	91	50	83	0	284

Scoring	TD	RU	PA	RT	PAT	FG	S	PTS.
Van Raaphorst	0	0	0	0	39/40	16/31	0	87
Alworth	13	0	13	0	0/0	0/0	0	78
MacKinnon	6	0	6	0	0/0	0/0	0	36
Garrison	4	0	4	0	0/0	0/0	0	24
Foster	3	1	2	0	0/0	0/0	0	18
Lincoln	3	1	2	0	0/0	0/0	0	18
Lowe	3	3	0	0	0/0	0/0	0	18
Allison	2	2	0	0	0/0	0/0	0	12
Frazier	2	0	2	0	0/0	0/0	0	12
Hadl	2	2	0	0	0/0	0/0	0	12
Duncan	1	0	0	1	0/0	0/0	0	6
Graham	1	0	0	1	0/0	0/0	0	6
Redman	1	0	0	1	0/0	0/0	0	6
Chargers	**41**	**9**	**29**	**3**	**39/40**	**16/31**	**1**	**335**
Opponents	33	19	13	1	31/32	17/31	1	284

2-Pt. Conversions: Chargers 0-0, Opponents 1-1

Sacks: Chargers 26.0, Opponents 32.0

Rushing	No.	Yds.	Avg.	Long	TD
Lowe	146	643	4.4	57	3
Foster	81	352	4.3	37	1
Lincoln	58	214	3.7	23	1
Allison	31	213	6.9	61t	2
Hadl	38	95	2.5	21	2
Redman	2	14	7.0	32	0
Alworth	3	10	3.3	4	0
Tensi	1	-1	-1.0	-1	0
Garrison	1	-3	-3.0	-3	0
Chargers	**361**	**1537**	**4.3**	**61t**	**9**
Opponents	497	2403	4.8	64	19

Receiving	No.	Yds.	Avg.	Long	TD
Alworth	73	1383	18.9	78t	13
Garrison	46	642	14.0	36	4
MacKinnon	26	477	18.3	46	6
Foster	26	260	10.0	63t	2
Lincoln	14	264	18.9	67t	2
Allison	12	99	8.3	20	0
Lowe	12	41	3.4	11	0
Frazier	9	144	16.0	30t	2
Norton	4	50	12.5	18	0
Hadl	2	-13	-6.5	4	0
Chargers	**224**	**3347**	**14.9**	**78t**	**29**
Opponents	170	2386	14.0	68	13

Interceptions	No.	Yds.	Avg.	Long	TD
Duncan	7	67	9.6	31	0
Graham	5	70	14.0	32t	1
Farr	3	68	22.7	35	0
Matsos TM	1	6	6.0	6	0
Whitehead	2	89	44.5	61	0
Beauchamp	2	24	12.0	21	0
Redman	2	7	3.5	7	0
Milks	1	13	13.0	13	0
Allen	1	8	8.0	8	0
Degen	1	7	7.0	7	0
Kindig	1	0	0.0	0	0
Tolbert	1	0	0.0	0	0
Chargers	**27**	**359**	**13.3**	**61**	**1**
Opponents	15	278	18.5	41	0

Punting	No.	Yds.	Avg.	Net	TB	I-20	Lg.	B
Redman	66	2442	37.0	34.5	4	0	55	0
Chargers	**66**	**2442**	**37.0**	**34.5**	**4**	**0**	**55**	**0**
Opponents	52	2235	43.0	35.3	7	0	60	0

Punt Returns	Ret.	FC	Yds.	Avg.	Lg.	TD
Duncan	18	4	238	13.2	81t	1
Graham	2	4	15	7.5	12	0
Plump	1	0	4	4.0	4	0
Chargers	**21**	**8**	**257**	**12.2**	**81t**	**1**
Opponents	16	16	84	5.3	33	0

Kickoff Returns	Ret.	Yds.	Avg.	Long	TD
Duncan	25	642	25.7	50	0
Plump	15	345	23.0	35	0
Lowe	7	167	23.9	54	0
Beauchamp	4	64	16.0	25	0
Farr	2	54	27.0	35	0
Gruneisen	1	0	0.0	0	0
Whitmyer	1	10	10.0	10	0
Chargers	**55**	**1282**	**23.3**	**54**	**0**
Opponents	66	1387	21.0	53	0

Field Goals	1-19	20-29	30-39	40-49	50+
Van Raaphorst	7/8	3/8	4/7	2/7	0/1
Chargers	**7/8**	**3/8**	**4/7**	**2/7**	**0/1**
Opponents	3/3	5/8	5/7	2/10	2/3

Van Raaphorst (30G,10G) (10G,40N) (13G,20G) (9G) (14G,17G,42G,50N,40N,30N, 21N) (31G,42N) (25N,43G) (31N,26G) ( ) (38G,45N,39G,19B) (21N,10G,22N) (33N) (45N) (26G,26N)

Passing	Att.	Comp.	Yds.	Comp.%	Yds./Att.	TD	TD%	Int.	Int.%	Long	Sack/Lost	Rating
Hadl	375	200	2846	.533	7.59	23	.061	14	.037	78t	0/0	83.0
Tensi	52	21	405	.404	7.79	5	.096	1	.019	63t	0/0	92.2
Lincoln	4	2	71	.500	17.75	1	.250	0	.000	36t	0/0	135.4
Lowe	3	1	25	.333	8.33	0	.000	0	.000	25	0/0	64.6
Chargers	**434**	**224**	**3347**	**.516**	**7.71**	**29**	**.067**	**15**	**.035**	**78t**	**32/331**	**85.1**
Opponents	382	170	2386	.445	6.25	13	.034	27	.071	68	26/231	47.1

1965 FINAL STATISTICS

(9-2-3 Overall) First AFL West - Sid Gillman
Home (4-1-2); Away (5-1-1); Postseason (0-1)

Date	W/L	Score	Opponent	Att.
09/11	W	34-31	Denver	27,022
09/19	W	17-6	at Oakland	21,406
09/26	T	10-10	Kansas City	28,126
10/03	W	31-14	Houston	28,190
10/10	W	34-3	at Buffalo	45,260
10/17	T	13-13	at Boston	20,924
10/23	W	34-9	at New York (AFL)	60,679
10/31	L	6-22	Boston	33,366
11/07	W	35-21	at Denver	33,073
11/14	L	7-31	at Kansas City	21,968
11/25	T	20-20	Buffalo	27,473
12/04	W	38-7	New York (AFL)	32,169
12/12	W	37-26	at Houston	24,120
12/19	W	24-14	Oakland	26,056
AFL Championship Game				
12/26	L	0-23	Buffalo	30,361

Team Statistics	Chargers	Opponents
TOTAL FIRST DOWNS	268	188
Rushing	127	54
Passing	127	117
Penalty	14	17
Third Down: Made/Att.	0/0	0/0
Third Down Pct.	.000	.000
Fourth Down: Made/Att.	0/0	0/0
Fourth Down Pct.	.000	.000
TOTAL NET YARDS	5156	3268
Avg. Per Game	368.3	233.4
Total Plays	908	815
Avg. Per Play	5.7	4.0
NET YARDS RUSHING	2083	1094
Avg. Per Game	148.8	78.1
Total Rushes	482	306
NET YARDS PASSING	3103	2174
Avg. Per Game	221.6	155.3
Sacked/Yards Lost	27/276	38/312
Gross Yards	3379	2486
Attempts/Completions	401/203	471/207
Completion Pct.	.506	.439
Had Intercepted	26	28
PUNTS/AVERAGE	70/40.0	80/43.2
NET PUNTING AVG.	35.7	36.9
PENALTIES/YARDS	84/929	62/665
FUMBLES/BALL LOST	20/12	18/10
TOUCHDOWNS	41	25
Rushing	12	7
Passing	23	17
Returns	6	1
TIME OF POSSESSION	30:00	30:00

Score by Quarters	Q1	Q2	Q3	Q4	OT	PTS.
Chargers	**20**	**136**	**76**	**108**	**0**	**340**
Opponents	55	57	44	71	0	227

Scoring	TD	RU	PA	RT	PAT	FG	S	PTS.
Travenio	0	0	0	0	40/40	18/31	0	94
Alworth	14	0	14	0	0/0	0/0	0	84
Lowe	8	6	1	1	0/0	0/0	0	48
Lincoln	7	3	4	0	0/0	0/0	0	42
Duncan	2	0	0	2	0/0	0/0	0	12
Foster	2	2	0	0	0/0	0/0	0	12
Kocourek	2	0	2	0	0/0	0/0	0	12
Norton	2	0	2	0	0/0	0/0	0	12
Faison	1	0	0	1	0/0	0/0	0	6
Graham	1	0	0	1	0/0	0/0	0	6
Hadl	1	1	0	0	0/0	0/0	0	6
Whitehead	1	0	0	1	0/0	0/0	0	6
Chargers	**41**	**12**	**23**	**6**	**40/40**	**18/31**	**0**	**340**
Opponents	25	7	17	1	25/25	16/34	2	227

2-Pt. Conversions: Chargers 0-1, Opponents 0-0

Sacks: Chargers 38.0, Opponents 27.0

Rushing	No.	Yds.	Avg.	Long	TD
Lowe	222	1121	5.0	59t	6
Foster	121	469	3.9	22	2
Lincoln	74	302	4.1	24	3
Allison	28	98	3.5	17	0
Hadl	28	91	3.3	23	1
MacKinnon	3	17	5.7	9	0
Sweeney	0	8	–	8	0
Breaux	1	-1	-1.0	-1	0
Norton	1	-5	-5.0	-5	0
Shea	1	-5	-5.0	-5	0
Alworth	3	-12	-4.0	-1	0
Chargers	**482**	**2083**	**4.3**	**59t**	**12**
Opponents	306	1094	3.6	59	7

Receiving	No.	Yds.	Avg.	Long	TD
Alworth	69	1602	23.2	85t	14
Norton	34	485	14.3	61	2
Kocourek	28	363	13.0	29	2
Lincoln	23	376	16.3	66t	4
Lowe	17	126	7.4	45t	1
Foster	17	199	11.7	23	0
Allison	8	109	13.6	44	0
MacKinnon	6	106	17.7	38	0
Taylor	1	13	13.0	13	0
Chargers	**203**	**3379**	**16.6**	**85t**	**23**
Opponents	207	2472	11.9	73t	17

Interceptions	No.	Yds.	Avg.	Long	TD
Whitehead	7	127	18.1	35t	1
Graham	5	108	21.6	51t	1
Warren	5	43	8.6	26	0
Duncan	4	30	7.5	26	0
Degen	2	6	3.0	6	0
Westmoreland	1	28	28.0	28	0
Faison	1	24	24.0	24t	1
Redman	1	11	11.0	11	0
Allen	1	0	0.0	0	0
D. Harris	1	0	0.0	0	0
Chargers	**28**	**377**	**13.5**	**51t**	**3**
Opponents	26	451	17.3	65t	1

Punting	No.	Yds.	Avg.	Net	TB	I-20	Lg.	B
Hadl	38	1544	40.6	33.9	3	0	65	0
Redman	29	1145	39.5	37.9	0	0	59	0
Allison	2	72	36.0	36.0	0	0	39	0
Whitehead	1	40	40.0	40.0	0	0	40	0
Chargers	**70**	**2801**	**40.0**	**35.7**	**3**	**0**	**65**	**0**
Opponents	80	3452	43.2	36.9	0	0	70	1

Punt Returns	Ret.	FC	Yds.	Avg.	Lg.	TD
Duncan	30	0	464	15.5	66t	2
Graham	5	0	36	7.2	12	0
D. Harris	3	0	8	2.7	7	0
Chargers	**38**	**0**	**508**	**13.4**	**66t**	**2**
Opponents	27	0	242	9.0	30	0

Kickoff Returns	Ret.	Yds.	Avg.	Long	TD
Duncan	26	612	23.5	39	0
Farr TM	7	123	17.6	24	0
Foster	5	108	21.6	36	0
Allison	4	80	20.0	24	0
Carson TM	3	44	14.7	21	0
Lincoln	2	46	23.0	27	0
D. Harris	1	15	15.0	15	0
Kirner	1	0	0.0	0	0
MacKinnon	1	0	0.0	0	0
Chargers	**50**	**1028**	**20.6**	**39**	**0**
Opponents	64	1418	22.2	69	0

Field Goals	1-19	20-29	30-39	40-49	50+
Travenio	10/12	4/6	3/5	1/7	0/1
Chargers	**10/12**	**4/6**	**3/5**	**1/7**	**0/1**
Opponents	3/7	5/6	5/10	3/4	0/7

Travenio (32G,25G,43N) (0N,29G) (41N,19G) (13G,27N) (22B,15G,19G) (40G,42N, 10G,41N) (20G,41N,19G) (49N,42N) (37B) ( ) (37N,9G,14G) (26G) (32G,12G,32G) (50N,15G)

Passing	Att.	Comp.	Yds.	Comp.%	Yds./Att.	TD	TD%	Int.	Int.%	Long	Sack/Lost	Rating
Hadl	348	174	2798	.500	8.04	20	.057	21	.060	85t	0/0	71.3
Breaux	43	22	404	.512	9.40	2	.047	4	.093	66t	0/0	60.6
Lowe	4	3	81	.750	20.10	0	.000	0	.000	42	0/0	116.7
Foster	3	2	31	.667	10.33	0	.000	0	.000	21	0/0	100.7
Lincoln	3	2	65	.667	21.67	1	.333	1	.333	34t	0/0	109.7
Chargers	**401**	**203**	**3379**	**.506**	**8.43**	**23**	**.057**	**26**	**.065**	**85t**	**27/276**	**71.5**
Opponents	471	207	2486	.439	5.28	17	.036	28	.059	73t	38/312	48.0

1964 FINAL STATISTICS

(8-5-1 Overall) First AFL West - Sid Gillman
Home (4-3); Away (4-2-1); Postseason (0-1)

Date	W/L	Score	Opponent	Att.
09/12	W	27-21	Houston	22,632
09/20	L	28-33	Boston	20,568
09/26	L	3-30	at Buffalo	40,167
10/03	T	17-17	at New York (AFL)	47,746
10/09	W	26-17	at Boston	35,095
10/18	W	42-14	Denver	23,332
10/25	W	20-17	at Houston	21,671
11/01	W	31-17	Oakland	25,557
11/08	W	31-20	at Denver	19,670
11/15	W	28-14	at Kansas City	19,792
11/26	L	24-27	Buffalo	31,860
12/06	W	38-3	New York (AFL)	25,753
12/13	L	6-49	Kansas City	26,562
12/20	L	20-21	at Oakland	20,124
AFL Championship Game				
12/26	L	7-20	at Buffalo	40,242

Team Statistics	Chargers	Opponents
TOTAL FIRST DOWNS	250	244
Rushing	85	78
Passing	153	146
Penalty	12	20
Third Down: Made/Att.	0/0	0/0
Third Down Pct.	.000	.000
Fourth Down: Made/Att.	0/0	0/0
Fourth Down Pct.	.000	.000
TOTAL NET YARDS	4706	4040
Avg. Per Game	336.1	288.6
Total Plays	857	921
Avg. Per Play	5.5	4.4
NET YARDS RUSHING	1564	1522
Avg. Per Game	111.7	108.7
Total Rushes	390	399
NET YARDS PASSING	3142	2518
Avg. Per Game	224.4	179.9
Sacked/Yards Lost	22/221	38/408
Gross Yards	3363	2926
Attempts/Completions	445/224	484/240
Completion Pct.	.503	.496
Had Intercepted	30	30
PUNTS/AVERAGE	63/39.3	62/43.0
NET PUNTING AVG.	31.1	37.1
PENALTIES/YARDS	88/709	55/528
FUMBLES/BALL LOST	30/15	32/14
TOUCHDOWNS	44	36
Rushing	14	10
Passing	28	22
Returns	2	4
TIME OF POSSESSION	30:00	30:00

Score by Quarters	Q1	Q2	Q3	Q4	OT	PTS.
Chargers	**61**	**116**	**81**	**83**	**0**	**341**
Opponents	48	98	52	102	0	300

Scoring	TD	RU	PA	RT	PAT	FG	S	PTS.
Alworth	15	2	13	0	0/0	0/0	0	90
Lincoln	6	4	2	0	16/17	5/12	0	67
Norton	6	0	6	0	0/0	0/0	0	36
Kocourek	5	0	5	0	0/0	0/0	0	30
Lowe	5	3	2	0	0/0	0/0	0	30
Travenio	0	0	0	0	10/12	2/5	0	16
Agajanian	0	0	0	0	8/8	2/4	0	14
Blair	0	0	0	0	5/6	3/5	0	14
McDougall	2	2	0	0	0/0	0/0	0	14
MacKinnon	2	2	0	0	0/0	0/0	0	12
Faison	1	0	0	1	0/0	0/0	0	6
Hadl	1	1	0	0	0/0	0/0	0	6
Schmidt	1	0	0	1	0/0	0/0	0	6
Chargers	**44**	**14**	**28**	**2**	**39/43**	**12/26**	**0**	**341**
Opponents	36	10	22	4	32/33	14/31	2	300

2-Pt. Conversions: McDougall, **Chargers 1-1**, Opponents 3-3

Sacks: Chargers 38.0, Opponents 22.0

Rushing	No.	Yds.	Avg.	Long	TD
Lincoln	155	632	4.1	25	4
Lowe	130	496	3.8	50t	3
MacKinnon	24	124	5.2	48	2
Kinderman	24	111	4.6	22	0
McDougall	23	73	3.2	24	2
Hadl	20	70	3.5	20	1
Alworth	3	60	20.0	35t	2
Robinson	1	10	10.0	10	0
Rote	10	-12	-1.2	9	0
Chargers	**390**	**1564**	**4.0**	**50t**	**14**
Opponents	399	1522	3.8	38	10

Receiving	No.	Yds.	Avg.	Long	TD
Alworth	61	1235	20.2	82t	13
Norton	49	669	13.7	58	6
Lincoln	34	302	8.9	37	2
Kocourek	33	593	18.0	49	5
Lowe	14	182	13.0	41t	2
MacKinnon	10	177	17.7	37	0
Robinson	10	93	9.3	21	0
McDougall	8	106	13.3	24	0
Kinderman	3	21	7.0	18	0
Whitehead	1	-4	-4.0	-4	0
Rote	1	-11	-11.0	-11	0
Chargers	**224**	**3363**	**15.0**	**82t**	**28**
Opponents	240	2926	12.2	68t	22

Interceptions	No.	Yds.	Avg.	Long	TD
Westmoreland	6	51	8.5	38	0
Allen	4	75	18.8	33	0
Graham	4	24	6.0	9	0
D. Harris	3	82	27.3	44	0
Whitehead	3	43	14.3	33	0
McNeil	2	30	15.0	17	0
Warren	2	28	14.0	28	0
Schmidt	1	58	58.0	58t	1
Faison	1	42	42.0	42t	1
R. Carpenter	1	29	29.0	29	0
Buncom	1	11	11.0	11	0
Petrich	1	11	11.0	11	0
Duncan	1	3	3.0	3	0
Chargers	**30**	**487**	**16.2**	**58t**	**2**
Opponents	30	378	12.6	75t	1

Punting	No.	Yds.	Avg.	Net	TB	I-20	Lg.	B
Hadl	62	2447	39.5	31.1	5	0	71	0
Whithead	1	30	30.0	30.0	0	0	30	0
Chargers	**63**	**2477**	**39.3**	**31.1**	**5**	**0**	**71**	**0**
Opponents	62	2663	43.0	37.1	4	0	61	0

Punt Returns	Ret.	FC	Yds.	Avg.	Lg.	TD
Alworth	18	0	189	10.5	43	0
Robinson	7	0	41	5.9	24	0
Duncan	4	0	19	4.8	9	0
Graham	2	0	24	12.0	17	0
Westmoreland	2	0	10	5.0	6	0
Warren	1	0	0	0.0	0	0
Chargers	**34**	**8**	**283**	**8.3**	**43**	**0**
Opponents	32	10	416	13.0	58	1

Kickoff Returns	Ret.	Yds.	Avg.	Long	TD
Westmoreland	18	360	20.0	43	0
Warren	13	353	27.2	54	0
Duncan	9	318	35.3	91	0
Graham	7	172	24.6	34	0
Robinson	3	70	23.3	26	0
R. Carpenter	1	15	15.0	15	0
Norton	1	0	0.0	0	0
Wright	1	0	0.0	0	0
Chargers	**53**	**1288**	**24.3**	**91**	**0**
Opponents	66	1564	23.7	46	0

Field Goals	1-19	20-29	30-39	40-49	50+
Lincoln	2/4	1/3	1/3	1/4	0/0
Blair	2/2	0/1	1/2	0/0	0/0
Travenio	2/2	0/1	0/0	0/1	0/1
Agajanian	1/1	0/0	1/1	0/2	0/0
Chargers	**7/9**	**1/5**	**3/4**	**1/7**	**0/1**
Opponents	1/1	2/9	8/10	3/9	0/2

Lincoln ( ) ( ) ( ) (47G,27B,40B) ( ) ( ) (43B) ( ) ( ) (16B) (27G) (19G,16N) ( ) (24N,40N, 17G,33G)
Blair (31N) (26N,30G,12G) (12G) ( ) ( ) ( ) ( ) ( ) ( ) ( ) ( ) ( ) ( ) ( )
Travenio ( ) ( ) ( ) ( ) (52N,16G,17G) ( ) (42N,21N) ( ) ( ) ( ) ( ) ( ) ( ) ( )
Agajanian ( ) ( ) ( ) ( ) ( ) ( ) ( ) (40B,47N,32G) (15G) ( ) ( ) ( ) ( ) ( )

Passing	Att.	Comp.	Yds.	Comp.%	Yds./Att.	TD	TD%	Int.	Int.%	Long	Sack/Lost	Rating
Hadl	274	147	2157	.536	7.87	18	.066	15	.055	76t	11/124	78.7
Rote	163	74	1156	.454	7.09	9	.055	15	.092	82t	11/97	49.5
Lincoln	4	2	61	.500	15.25	1	.250	0	.000	53t	0/0	135.4
Lowe	2	0	0	.000	0.00	0	.000	0	.000	0	0/0	39.6
Alworth	1	1	-11	100.0	-11.00	0	.000	0	.000	-11	0/0	79.2
Kinderman	1	0	0	.000	0.00	0	.000	0	.000	0	0/0	39.6
Chargers	**445**	**224**	**3363**	**.503**	**7.56**	**28**	**.063**	**30**	**.067**	**82t**	**22/221**	**68.4**
Opponents	484	240	2926	.496	6.05	22	.045	30	.062	68t	38/408	57.9

1963 FINAL STATISTICS

(11-3 Overall) First AFL West - Sid Gillman
Home (6-1); Away (5-2); Postseason (1-0)

Date	W/L	Score	Opponent	Att.
09/08	W	14-10	Buffalo	22,344
09/14	W	17-13	Boston	26,097
09/29	W	24-10	Kansas City	22,654
10/06	L	34-50	at Denver	18,428
10/13	W	24-20	New York (AFL)	27,189
10/20	W	38-17	at Kansas City	30,107
10/27	L	33-34	Oakland	30,182
11/02	W	53-7	at New York (AFL)	18,336
11/10	W	7-6	at Boston	28,402
11/17	W	23-13	at Buffalo	38,592
12/01	W	27-0	Houston	31,713
12/08	L	27-41	at Oakland	20,249
12/15	W	20-14	at Houston	18,540
12/22	W	58-20	Denver	31,312
AFL Championship Game				
01/05	W	51-10	Boston	30,127

Team Statistics	Chargers	Opponents
TOTAL FIRST DOWNS	252	241
Rushing	112	85
Passing	124	135
Penalty	16	21
Third Down: Made/Att.	0/0	0/0
Third Down Pct.	.000	.000
Fourth Down: Made/Att.	0/0	0/0
Fourth Down Pct.	.000	.000
TOTAL NET YARDS	5153	4161
Avg. Per Game	368.1	297.2
Total Plays	773	881
Avg. Per Play	6.7	4.7
NET YARDS RUSHING	2203	1468
Avg. Per Game	157.4	104.9
Total Rushes	396	378
NET YARDS PASSING	2950	2693
Avg. Per Game	210.7	192.4
Sacked/Yards Lost	20/188	31/283
Gross Yards	3138	2976
Attempts/Completions	357/202	472/231
Completion Pct.	.566	.489
Had Intercepted	24	29
PUNTS/AVERAGE	60/38.6	50/43.7
NET PUNTING AVG.	35.2	38.5
PENALTIES/YARDS	77/773	69/771
FUMBLES/BALL LOST	16/12	22/17
TOUCHDOWNS	50	28
Rushing	20	10
Passing	28	17
Returns	2	1
TIME OF POSSESSION	30:00	30:00

Score by Quarters	Q1	Q2	Q3	Q4	OT	PTS.
Chargers	**81**	**128**	**85**	**105**	**0**	**399**
Opponents	37	68	44	106	0	255

Scoring	TD	RU	PA	RT	PAT	FG	S	PTS.
Blair	0	0	0	0	44/47	17/28	0	95
Alworth	11	0	11	0	0/0	0/0	0	66
Lowe	10	8	2	0	0/0	0/0	0	60
Lincoln	8	5	3	0	0/0	0/0	0	48
Kocourek	5	0	5	0	0/0	0/0	0	32
B. Jackson	4	4	0	0	0/0	0/0	0	24
MacKinnon	4	0	4	0	0/0	0/0	0	24
Robinson	2	0	2	0	0/0	0/0	0	12
Rote	2	2	0	0	0/0	0/0	0	12
Allen	1	0	0	1	0/0	0/0	0	6
D. Harris	1	0	0	1	0/0	0/0	0	6
McDougall	1	1	0	0	0/0	0/0	0	6
Norton	1	0	1	0	0/0	0/0	0	6
Faison	0	0	0	0	0/0	0/0	0	2
Chargers	**50**	**20**	**28**	**2**	**44/47**	**17/28**	**0**	**399**
Opponents	28	10	17	1	27/27	20/37	0	255

2-Pt. Conversions: Faison, Kocourek, **Chargers 2-2**, Opponents 0-1

Sacks: Chargers 31.0, Opponents 20.0

Rushing	No.	Yds.	Avg.	Long	TD
Lowe	177	1010	5.7	66t	8
Lincoln	128	826	6.5	76t	5
McDougall	39	201	5.2	22	1
B. Jackson	18	64	3.6	14t	4
Rote	24	62	2.6	15	2
Hadl	8	26	3.3	33	0
Alworth	2	14	7.0	21	0
Chargers	**396**	**2203**	**5.6**	**76t**	**20**
Opponents	378	1468	3.9	41	10

Receiving	No.	Yds.	Avg.	Long	TD
Alworth	61	1205	19.8	85t	11
Lowe	26	191	7.3	31t	2
Lincoln	24	325	13.5	39t	3
Kocourek	23	359	15.6	35t	5
Norton	21	281	13.4	36	1
Robinson	18	315	17.5	71t	2
MacKinnon	11	262	23.8	69t	4
McDougall	10	115	11.5	26	0
B. Jackson	8	85	10.6	26	0
Chargers	**202**	**3138**	**15.5**	**85t**	**28**
Opponents	231	2976	12.9	73t	17

Interceptions	No.	Yds.	Avg.	Long	TD
D. Harris	8	83	10.4	22t	1
Allen	5	37	7.4	26	0
Maguire	4	47	11.8	38	0
McNeil	4	23	5.8	21	0
Mitinger	3	26	8.7	18	0
Karas	2	30	15.0	30	0
Blair	1	40	40.0	40	0
Glick	1	13	13.0	13	0
Whitehead	1	0	0.0	0	0
Chargers	**29**	**299**	**10.3**	**40**	**1**
Opponents	24	357	14.9	48	1

Punting	No.	Yds.	Avg.	Net	TB	I-20	Lg.	B
Maguire	58	2241	38.6	35.6	0	0	60	0
Hadl	2	75	37.5	37.5	0	0	38	0
Chargers	**60**	**2316**	**38.6**	**35.2**	**0**	**0**	**60**	**0**
Opponents	50	2185	43.7	38.5	0	0	72	1

Punt Returns	Ret.	FC	Yds.	Avg.	Lg.	TD
Alworth	11	0	120	10.9	61	0
Lincoln	7	0	98	14.0	47	0
D. Harris	4	0	43	10.8	23	0
Chargers	**22**	**0**	**261**	**11.9**	**61**	**0**
Opponents	22	0	204	9.3	28	0

Kickoff Returns	Ret.	Yds.	Avg.	Long	TD
Lincoln	17	439	25.8	44	0
Alworth	10	216	21.6	34	0
Westmoreland	10	204	20.4	26	0
Lowe	5	132	26.4	41	0
McDougall	3	77	25.7	26	0
D. Harris	2	34	17.0	27	0
Robinson	2	27	13.5	20	0
B. Jackson	1	16	16.0	16	0
Maguire	1	5	5.0	5	0
Sweeney	1	18	18.0	18	0
Chargers	**52**	**1168**	**22.5**	**44**	**0**
Opponents	76	1715	22.6	71	0

Field Goals	1-19	20-29	30-39	40-49	50+
Blair	5/15	6/6	4/4	2/3	0/0
Chargers	**5/15**	**6/6**	**4/4**	**2/3**	**0/0**
Opponents	5/19	4/4	9/11	2/3	0/0

Blair (0N,0N) (30N,31G) (34N,38G) ( ) (28G,26N) (29G,39N) (23G,36G) (18G) (12N, 48N) (39G,47N,15G,41G) (42G,20G) (45N) (22G,43N,10G) (17G,28G,13G)

Passing	Att.	Comp.	Yds.	Comp.%	Yds./Att.	TD	TD%	Int.	Int.%	Long	Sack/Lost	Rating
Rote	286	170	2510	.594	8.78	20	.070	17	.059	85t	0/0	86.7
Hadl	64	28	502	.438	7.84	6	.094	6	.094	69t	0/0	63.4
Lowe	4	2	100	.500	25.00	1	.250	1	.250	71t	0/0	95.8
Lincoln	1	0	0	.000	0.00	0	.000	0	.000	0	0/0	39.6
McDougall	1	1	11	100.0	11.00	1	100.0	0	.000	11t	0/0	152.1
Norton	1	1	15	100.0	15.00	0	.000	0	.000	15	0/0	118.8
Chargers	**357**	**202**	**3138**	**.566**	**8.79**	**28**	**.078**	**24**	**.067**	**85t**	**20/188**	**84.0**
Opponents	472	231	2976	.489	6.31	17	.036	29	.061	73t	31/283	55.5

1962 FINAL STATISTICS

(4-10 Overall) Third AFL West - Sid Gillman
Home (3-4); Away (1-6)

Date	W/L	Score	Opponent	Att.
09/07	L	21-30	at Denver	28,000
09/16	W	40-14	New York (AFL)	22,003
09/23	L	17-42	Houston	28,061
09/30	W	42-33	at Oakland	13,000
10/07	W	38-28	Dallas (AFL)	23,092
10/13	L	10-35	at Buffalo	20,074
10/19	L	20-24	at Boston	20,888
10/28	L	3-23	at New York (AFL)	21,467
11/04	L	20-23	Denver	20,827
11/11	L	20-40	Buffalo	22,204
11/25	L	27-33	at Houston	28,235
12/02	W	31-21	Oakland	17,874
12/09	L	14-20	Boston	19,887
12/16	L	17-26	at Dallas (AFL)	18,384

Team Statistics	Chargers	Opponents
TOTAL FIRST DOWNS	217	248
Rushing	82	105
Passing	113	120
Penalty	22	23
Third Down: Made/Att.	0/0	0/0
Third Down Pct.	.000	.000
Fourth Down: Made/Att.	0/0	0/0
Fourth Down Pct.	.000	.000
TOTAL NET YARDS	4106	4518
Avg. Per Game	293.3	322.7
Total Plays	853	880
Avg. Per Play	4.8	5.1
NET YARDS RUSHING	1672	1903
Avg. Per Game	119.4	135.9
Total Rushes	409	437
NET YARDS PASSING	2434	2615
Avg. Per Game	173.9	186.8
Sacked/Yards Lost	28/252	41/311
Gross Yards	2686	2926
Attempts/Completions	416/168	402/196
Completion Pct.	.404	.488
Had Intercepted	34	29
PUNTS/AVERAGE	79/41.6	68/40.7
NET PUNTING AVG.	38.7	36.6
PENALTIES/YARDS	88/768	65/709
FUMBLES/BALL LOST	24/14	30/13
TOUCHDOWNS	38	48
Rushing	13	16
Passing	23	29
Returns	2	3
TIME OF POSSESSION	30:00	30:00

Score by Quarters	Q1	Q2	Q3	Q4	OT	PTS.
Chargers	**75**	**102**	**66**	**71**	**0**	**314**
Opponents	75	128	81	108	0	392

Scoring	TD	RU	PA	RT	PAT	FG	S	PTS.
Blair	0	0	0	0	31/34	17/20	0	82
B. Jackson	7	5	2	0	0/0	0/0	0	42
Norton	7	0	7	0	0/0	0/0	0	42
Kocourek	4	0	4	0	0/0	0/0	0	26
Lincoln	4	2	1	1	0/0	0/0	0	24
Alworth	3	0	3	0	0/0	0/0	0	18
McDougall	3	3	0	0	0/0	0/0	0	18
Robinson	3	0	3	0	0/0	0/0	0	18
MacKinnon	2	0	2	0	0/0	0/0	0	12
Braxton	1	1	0	0	0/0	0/0	0	8
Carolan	1	0	1	0	0/0	0/0	0	6
Gibson	1	0	0	1	0/0	0/0	0	6
Hadl	1	1	0	0	0/0	0/0	0	6
Kemp TM	1	1	0	0	0/0	0/0	0	6
Chargers	**38**	**13**	**23**	**2**	**31/34**	**17/20**	**0**	**314**
Opponents	48	16	29	3	41/44	17/31	2	392

2-Pt. Conversions: Braxton, Kocourek, **Chargers 2-3**, Opponents 4-4

Sacks: Chargers 41.0, Opponents 28.0

Rushing	No.	Yds.	Avg.	Long	TD
Lincoln	117	574	4.9	86t	2
B. Jackson	106	411	3.9	19	5
MacKinnon	55	224	4.1	24	0
McDougall	43	197	4.6	24t	3
Hadl	40	139	3.5	18	1
Braxton	17	35	2.1	15	1
Kemp TM	8	28	3.5	19	1
Alworth	1	17	17.0	17	0
Coan	12	10	0.8	8	0
Robinson	2	10	5.0	7	0
Gillett	2	8	4.0	5	0
Keckin	1	3	3.0	3	0
Wood TM	1	0	0.0	0	0
Chargers	**409**	**1672**	**4.1**	**86t**	**13**
Opponents	437	1903	4.4	52	16

Receiving	No.	Yds.	Avg.	Long	TD
Norton	48	771	16.1	47	7
Kocourek	39	688	17.6	45	4
Robinson	21	391	18.6	72t	3
Lincoln	16	214	13.4	29	1
B. Jackson	13	136	10.5	33	2
Alworth	10	226	22.6	67t	3
MacKinnon	9	125	13.9	32t	2
McDougall	4	27	6.8	10	0
Braxton	4	17	4.3	10	0
Carolan	3	39	13.0	18	1
Coan	1	52	52.0	52	0
Chargers	**168**	**2686**	**16.0**	**72t**	**23**
Opponents	196	2926	14.9	98t	29

Interceptions	No.	Yds.	Avg.	Long	TD
Gibson	8	85	10.6	37t	1
D. Harris	5	52	10.4	36	0
Buncom	4	49	12.3	26	0
Bethune	3	6	2.0	4	0
Blair	2	36	18.0	19	0
Karas	2	8	4.0	8	0
McNeil	1	36	36.0	36	0
Faison	1	30	30.0	30	0
Whitehead	1	18	18.0	18	0
Maguire	1	13	13.0	13	0
Allen	1	7	7.0	7	0
Chargers	**29**	**340**	**11.7**	**37t**	**1**
Opponents	34	508	14.9	91t	1

Punting	No.	Yds.	Avg.	Net	TB	I-20	Lg.	B
Maguire	79	3289	41.6	38.7	0	0	66	0
Chargers	**79**	**3289**	**41.6**	**38.7**	**0**	**0**	**66**	**0**
Opponents	68	2768	40.7	36.6	0	0	64	0

Punt Returns	Ret.	FC	Yds.	Avg.	Lg.	TD
Lincoln	11	0	94	8.5	17	0
Gibson	10	0	89	8.9	27	0
D. Harris	7	0	95	13.6	34	0
Braxton	1	0	0	0.0	0	0
Chargers	**29**	**0**	**278**	**9.6**	**34**	**0**
Opponents	26	0	229	8.8	73t	1

Kickoff Returns	Ret.	Yds.	Avg.	Long	TD
Robinson	32	748	23.4	57	0
Lincoln	14	398	28.4	103t	1
Bethune	12	251	20.9	27	0
McDougall	3	71	23.7	28	0
Coan	2	31	15.5	28	0
Gibson	2	55	27.5	39	0
B. Jackson	1	16	16.0	16	0
Klotz TM	1	15	15.0	15	0
Chargers	**67**	**1585**	**23.7**	**103t**	**1**
Opponents	56	1231	22.0	87t	1

Field Goals	1-19	20-29	30-39	40-49	50+
Blair	5/7	5/5	2/2	5/6	0/0
Chargers	**5/7**	**5/5**	**2/2**	**5/6**	**0/0**
Opponents	8/16	2/4	4/5	2/4	1/2

Blair (42B) (44G,30G) (29G) ( ) (10G,27G) (27G) (43G,27G) (43N,43G) (27G,15G) ( ) (11N,17G,11G) (12G) (42G,42G) (35G)

Passing	Att.	Comp.	Yds.	Comp.%	Yds./Att.	TD	TD%	Int.	Int.%	Long	Sack/Lost	Rating
Hadl	260	107	1632	.412	6.28	15	.058	25	.092	72t	0/0	43.3
Wood TM	97	41	655	.423	6.75	4	.041	7	.072	47	0/0	49.1
Kemp TM	45	13	292	.289	6.49	2	.044	2	.044	67t	0/0	50.4
Keckin	9	5	64	.556	7.11	0	.000	1	.111	25	0/0	38.4
Lincoln	5	2	43	.400	8.60	2	.400	0	.000	23t	0/0	110.8
Chargers	**416**	**168**	**1686**	**.404**	**6.46**	**23**	**.055**	**34**	**.082**	**72t**	**28/252**	**47.0**
Opponents	402	196	2926	.488	7.28	29	.072	29	.072	98t	41/311	67.0

1961 FINAL STATISTICS

(12-2 Overall) First AFL West - Sid Gillman
Home (6-1); Away (6-1); Postseason (0-1)

Date	W/L	Score	Opponent	Att.
09/10	W	26-10	at Dallas (AFL)	24,500
09/17	W	44-0	Oakland	20,216
09/24	W	34-24	Houston	29,210
09/30	W	19-11	at Buffalo	20,742
10/07	W	38-27	at Boston	17,748
10/15	W	25-10	at New York (AFL)	25,136
10/22	W	41-10	at Oakland	12,014
10/29	W	37-0	Denver	32,584
11/05	W	48-13	New York (AFL)	33,391
11/12	W	19-16	at Denver	7,859
11/19	W	24-14	Dallas (AFL)	33,788
12/03	L	13-33	at Houston	37,845
12/10	W	28-10	Buffalo	24,486
12/17	L	0-41	Boston	21,339
AFL Championship Game				
12/24	L	3-10	Houston	29,556

Team Statistics	Chargers	Opponents
TOTAL FIRST DOWNS	208	224
Rushing	81	79
Passing	110	124
Penalty	17	21
Third Down: Made/Att.	0/0	0/0
Third Down Pct.	.000	.000
Fourth Down: Made/Att.	0/0	0/0
Fourth Down Pct.	.000	.000
TOTAL NET YARDS	4328	3726
Avg. Per Game	309.1	266.1
Total Plays	841	927
Avg. Per Play	5.1	4.0
NET YARDS RUSHING	1481	1363
Avg. Per Game	105.8	97.4
Total Rushes	390	400
NET YARDS PASSING	2847	2363
Avg. Per Game	203.4	168.8
Sacked/Yards Lost	28/274	42/373
Gross Yards	3121	2736
Attempts/Completions	423/190	485/224
Completion Pct.	.449	.462
Had Intercepted	25	49
PUNTS/AVERAGE	62/42.3	70/40.1
NET PUNTING AVG.	62/39.5	34.1
PENALTIES/YARDS	88/683	54/501
FUMBLES/BALL LOST	32/19	33/17
TOUCHDOWNS	52	27
Rushing	24	7
Passing	17	16
Returns	11	4
TIME OF POSSESSION	30:00	30:00

Score by Quarters	Q1	Q2	Q3	Q4	OT	PTS.
Chargers	**80**	**150**	**80**	**86**	**0**	**396**
Opponents	64	56	51	48	0	219

Scoring	TD	RU	PA	RT	PAT	FG	S	PTS.
Blair	0	0	0	0	42/47	13/25	0	81
Lowe	9	9	0	0	0/0	0/0	0	54
Kemp	6	6	0	0	0/0	0/0	0	36
Norton	6	0	6	0	0/0	0/0	0	36
Kocourek	4	0	4	0	0/0	0/0	0	24
Laraba	3	1	0	2	1/2	0/1	0	19
Flowers	3	3	0	0	0/0	0/0	0	18
D. Harris	3	0	0	3	0/0	0/0	0	18
Hayes	3	0	3	0	0/0	0/0	0	18
Lincoln	3	0	2	1	0/0	0/0	0	18
Roberson	3	3	0	0	0/0	0/0	0	18
Enis	2	2	0	0	0/0	0/0	0	12
McNeil	2	0	0	2	0/0	0/0	0	12
Scarpitto	2	0	2	0	0/0	0/0	0	12
Allen	1	0	0	1	0/0	0/0	0	6
Hudson	1	0	0	1	0/0	0/0	0	6
Zeman	1	0	0	1	0/0	0/0	0	6
Gibson	0	0	0	0	0/0	0/0	0	2
Chargers	**52**	**24**	**17**	**11**	**43/50**	**13/26**	**0**	**396**
Opponents	27	7	16	4	23/25	10/23	1	219

2-Pt. Conversions: Gibson, **Chargers 1-2**, Opponents 1-1

Sacks: Chargers 42.0, Opponents 28.0

Rushing	No.	Yds.	Avg.	Long	TD
Lowe	175	767	4.4	87t	9
Roberson	58	275	4.7	59t	3
Flowers	51	177	3.5	11	3
Lincoln	41	150	3.7	17	0
Kemp	43	105	2.4	23	6
Enis	16	13	0.8	9	2
Laraba	5	5	1.0	3	1
Maguire	1	-11	-11.0	-11	0
Chargers	**390**	**1481**	**3.8**	**87t**	**24**
Opponents	400	1363	3.4	74t	7

Receiving	No.	Yds.	Avg.	Long	TD
Kocourek	55	1055	19.2	76t	4
Norton	47	816	17.4	52	6
Lowe	17	103	6.1	32	0
Flowers	16	175	10.9	31	0
Hayes	14	280	20.0	39	3
Lincoln	12	208	17.3	91t	2
Clark	11	182	16.5	33	0
Scarpitto	9	163	18.1	53t	2
Roberson	6	81	13.5	24	0
MacKinnon	3	58	19.3	45	0
Chargers	**190**	**3121**	**16.4**	**91t**	**17**
Opponents	224	2736	12.2	87t	16

Interceptions	No.	Yds.	Avg.	Long	TD
McNeil	9	349	38.8	76t	2
D. Harris	7	140	20.0	56t	3
Zeman	8	89	11.1	21	0
Laraba	5	151	30.2	60t	2
Allen	5	111	22.2	59t	1
Gibson	5	43	8.6	23	0
Karas	3	21	7.0	11	0
Faison	2	14	7.0	8	0
Blair	2	4	2.0	4	0
Hudson	1	5	5.0	5t	1
Maguire	1	2	2.0	2	0
Whitehead	1	0	0.0	0	0
Chargers	**49**	**929**	**19.0**	**76t**	**9**
Opponents	25	272	10.9	33	1

Punting	No.	Yds.	Avg.	Net	TB	I-20	Lg.	B
Maguire	62	2621	42.3	39.5	0	0	82	1
Chargers	**62**	**2621**	**42.3**	**39.5**	**0**	**0**	**82**	**1**
Opponents	70	2805	40.1	34.1	0	0	64	2

Punt Returns	Ret.	FC	Yds.	Avg.	Lg.	TD
Gibson	14	0	209	14.9	39	0
Lincoln	7	0	150	21.4	57t	1
Scarpitto	4	0	47	11.8	28	0
Lowe	1	0	0	0.0	0	0
Zeman	1	0	12	12.0	12	0
Chargers	**27**	**0**	**418**	**15.5**	**57t**	**1**
Opponents	22	0	172	7.8	22	0

Kickoff Returns	Ret.	Yds.	Avg.	Long	TD
Roberson	11	189	17.2	32	0
Lowe	10	240	24.0	35	0
Lincoln	4	98	24.5	31	0
Gibson	3	17	5.7	9	0
Scarpitto	3	50	16.7	22	0
Kemp	2	18	9.0	14	0
Blair	1	2	2.0	2	0
Ferrante	1	0	0.0	0	0
Karas	1	5	5.0	5	0
Mix	1	0	0.0	0	0
Schmidt	1	22	22.0	22	0
Selawski	1	1	1.0	1	0
Chargers	**39**	**642**	**16.5**	**35**	**0**
Opponents	65	1521	23.4	76	0

Field Goals	1-19	20-29	30-39	40-49	50+
Blair	8/20	2/2	1/1	2/2	0/0
Laraba	0/0	0/1	0/0	0/0	0/0
Chargers	**8/20**	**2/3**	**1/1**	**2/2**	**0/0**
Opponents	1/14	4/4	2/2	2/2	1/1

Blair (0N,18G,17G,42N) (23G,39N,18N) (0N,0N,44G,14G) (38G,11G) (10G,41N, 26N) (20G) ( ) (16G,13G,42G) (29N) (40N) (39N,10G) (20N) ( ) ( )
Laraba ( ) ( ) ( ) ( ) ( ) ( ) ( ) ( ) ( ) ( ) ( ) ( ) (27N) ( )

Passing	Att.	Comp.	Yds.	Comp.%	Yds./Att.	TD	TD%	Int.	Int.%	Long	Sack/Lost	Rating
Kemp	364	165	2686	.453	7.38	15	.041	22	.060	91t	0/0	59.2
Enis	55	23	365	.418	6.64	2	.036	3	.055	45	0/0	54.0
Lowe	4	2	70	.500	17.50	0	.000	0	.000	36	0/0	95.8
Chargers	**423**	**190**	**3121**	**.449**	**7.38**	**17**	**.040**	**25**	**.059**	**91t**	**28/274**	**59.0**
Opponents	485	224	2736	.462	5.64	16	.033	49	.101	87t	42/373	35.5

1960 FINAL STATISTICS

(10-4 Overall) First AFL West - Sid Gillman
Home (5-2); Away (5-2); Postseason (0-1)

Date	W/L	Score	Opponent	Att.
09/10	W	21-20	Dallas (AFL)	17,724
09/18	L	28-38	at Houston	20,156
09/25	L	0-17	at Dallas (AFL)	42,000
10/02	W	24-10	at Buffalo	15,821
10/08	L	0-35	Boston	18,226
10/16	W	23-19	at Denver	19,141
10/28	W	45-16	at Boston	13,988
11/04	W	21-7	at New York (AFL)	19,402
11/13	W	24-21	Houston	21,805
11/20	L	3-32	Buffalo	16,161
11/27	W	52-28	Oakland	15,075
12/04	W	41-17	at Oakland	12,061
12/10	W	41-33	Denver	9,928
12/18	W	50-43	New York (AFL)	11,457
AFL Championship Game				
01/01	L	16-24	at Houston	32,183

Team Statistics	Chargers	Opponents
TOTAL FIRST DOWNS	273	259
Rushing	106	97
Passing	141	138
Penalty	26	24
Third Down: Made/Att.	0/0	0/0
Third Down Pct.	.000	.000
Fourth Down: Made/Att.	0/0	0/0
Fourth Down Pct.	.000	.000
TOTAL NET YARDS	4713	4258
Avg. Per Game	336.6	304.1
Total Plays	878	915
Avg. Per Play	5.4	4.7
NET YARDS RUSHING	1900	1705
Avg. Per Game	135.7	121.8
Total Rushes	397	412
NET YARDS PASSING	2813	2553
Avg. Per Game	200.9	182.4
Sacked/Yards Lost	40/364	36/298
Gross Yards	3177	2851
Attempts/Completions	441/229	467/227
Completion Pct.	.519	.486
Had Intercepted	29	28
PUNTS/AVERAGE	58/39.7	62/38.6
NET PUNTING AVG.	36.3	33.8
PENALTIES/YARDS	70/648	59/569
FUMBLES/BALL LOST	30/16	39/17
TOUCHDOWNS	48	42
Rushing	23	20
Passing	21	21
Returns	4	1
TIME OF POSSESSION	30:00	30:00

Score by Quarters	Q1	Q2	Q3	Q4	OT	PTS.
Chargers	**73**	**109**	**64**	**127**	**0**	**373**
Opponents	74	109	87	66	0	336

Scoring	TD	RU	PA	RT	PAT	FG	S	PTS.
Agajanian	0	0	0	0	46/47	13/23	0	85
Lowe	10	8	2	0	0/0	0/0	0	60
Kemp	8	8	0	0	0/0	0/0	0	48
Ferguson	6	4	2	0	0/0	0/0	0	36
R. Anderson	5	0	5	0	0/0	0/0	0	30
Norton	5	0	5	0	0/0	0/0	0	30
Womble	4	0	4	0	0/0	0/0	0	24
Flowers	2	1	1	0	0/0	0/0	0	12
Ford TM	2	2	0	0	0/0	0/0	0	12
D. Harris	1	0	0	1	0/0	0/0	0	6
Kocourek	1	0	1	0	0/0	0/0	0	6
Loudd	1	0	0	1	0/0	0/0	0	6
Maguire	1	0	0	1	0/0	0/0	0	6
Martin TM	1	0	1	0	0/0	0/0	0	6
Nix	1	0	0	1	0/0	0/0	0	6
Chargers	**48**	**23**	**21**	**4**	**46/47**	**13/23**	**0**	**373**
Opponents	42	20	21	1	34/38	14/28	1	336

2-Pt. Conversions: Chargers 0-0, Opponents 3-4

Sacks: Chargers 36.0, Opponents 40.0

Rushing	No.	Yds.	Avg.	Long	TD
Lowe	136	855	6.3	8	8
Ferguson	126	438	3.5	12	4
Kemp	45	238	4.4	8	8
Ford TM	20	154	7.7	0	2
Flowers	39	161	4.1	0	1
Martin TM	6	23	3.8	0	0
Laraba	3	13	4.3	0	0
Clatterbuck	3	11	3.7	0	0
Waller	9	5	0.6	3	0
Norton	1	2	2.0	0	0
Chargers	**397**	**1900**	**4.8**	**12**	**23**
Opponents	412	1705	4.1	20	20

Receiving	No.	Yds.	Avg.	Long	TD
R. Anderson	44	614	14.0	46t	5
Kocourek	40	662	16.6	12	1
Womble	32	316	9.9	26	2
Clark	27	431	16.0	36	0
Norton	25	414	16.6	0	5
Lowe	23	377	16.4	6	2
Ferguson	21	168	8.0	4t	2
Flowers	12	153	12.8	55t	1
Martin TM	2	18	9.0	0	1
Waller	3	24	8.0	3	0
Chargers	**229**	**3177**	**13.9**	**55t**	**19**
Opponents	227	2851	12.6	21	21

Interceptions	No.	Yds.	Avg.	Long	TD
D. Harris	5	56	11.2	42t	1
Nix	4	30	7.5	17t	1
McNeil	3	47	15.7	39	0
Maguire	3	37	12.3	37	0
Loudd	3	17	5.7	12	0
Sears	2	73	36.5	26	0
Zeman	2	25	12.5	25	0
Botchan	2	8	4.0	8	0
Garner	2	2	1.0	2	0
Laraba	1	17	17.0	17	0
Schleicher	1	5	5.0	5	0
Chargers	**28**	**317**	**11.3**	**42t**	**2**
Opponents	29	284	9.8	33	1

Punting	No.	Yds.	Avg.	Net	TB	I-20	Lg.	B
Maguire	43	1743	40.5	37.3	0	0	61	0
Laraba	15	558	37.2	33.3	0	0	0	0
Chargers	**58**	**2301**	**39.7**	**36.3**	**0**	**0**	**61**	**0**
Opponents	62	2393	38.6	33.8	0	0	66	1

Punt Returns	Ret.	FC	Yds.	Avg.	Lg.	TD
D. Harris	13	0	105	8.1	14	0
Sears	9	0	101	11.2	14	0
Garner	6	0	85	14.2	36	0
Ford TM	2	0	6	3.0	3	0
Lowe	1	0	0	0.0	0	0
Chargers	**31**	**0**	**297**	**9.6**	**36**	**0**
Opponents	17	0	197	11.6	51	0

Kickoff Returns	Ret.	Yds.	Avg.	Long	TD
Lowe	28	611	21.8	31	0
Ford TM	13	294	22.6	0	0
Norton	8	153	19.1	13	0
Sears	8	155	19.4	24	0
DeLuca	1	0	0.0	0	0
Chargers	**58**	**1213**	**20.9**	**31**	**0**
Opponents	70	1481	21.2	33	0

Field Goals	1-19	20-29	30-39	40-49	50+
Agajanian	3/12	5/5	2/3	3/3	0/0
Chargers	**3/12**	**5/5**	**2/3**	**3/3**	**0/0**
Opponents	6/17	3/3	3/3	2/5	0/0

Agajanian (36B) (45N) (45N,32N) (16G) ( ) (11G,26G,47G) (35N,41N,18G) (33N, 43N) (27N,22G) (31G) (28G) (46N) (23G,40G) (41G,37G,27G)

Passing	Att.	Comp.	Yds.	Comp.%	Yds./Att.	TD	TD%	Int.	Int.%	Long	Sack/Lost	Rating
Kemp	406	211	3018	.520	7.43	20	.049	25	.062	55t	0/0	67.1
Clatterbuck	23	15	112	.652	4.87	1	.043	1	.043	0	0/0	73.1
Laraba	7	2	23	.286	3.29	0	.000	2	.286	0	0/0	1.2
Lowe	3	1	24	.333	8.00	0	.000	0	.000	24	0/0	63.2
Ford TM	1	0	0	.000	0.00	0	.000	0	.000	0	0/0	39.6
Waller	1	0	0	.000	0.00	0	.000	1	100.0	0	0/0	0.0
Chargers	**441**	**229**	**3177**	**.519**	**7.20**	**21**	**.048**	**29**	**.066**	**55t**	**40/364**	**63.8**
Opponents	467	227	2851	.486	6.10	21	.045	28	.060	21	36/298	58.0

1960 LOS ANGELES CHARGERS

1963 AFL CHAMPIONSHIP TEAM



HISTORY

ALL-TIME SERIES HISTORY

	REGULAR SEASON						POSTSEASON					PRESEASON		
Franchise	**W**	**L**	**T**	**Pct.**	**PF**	**PA**	**W**	**L**	**Pct.**	**PF**	**PA**	**W**	**L**	**T**
Arizona Cardinals[1]	9	4	0	.692	322	267	0	0	–			14	9	0
Atlanta Falcons	2	8	0	.200	130	213	0	0	–			4	2	0
Baltimore Ravens	5	6	0	.455	226	231	0	0	–			0	0	0
Buffalo Bills	23	10	2	.697	868	589	1	2	.333	27	57	0	1	0
Carolina Panthers	1	5	0	.167	93	147	0	0	–			0	0	0
Chicago Bears	5	7	0	.417	232	204	0	0	–			4	3	0
Cincinnati Bengals	19	14	0	.576	788	722	1	1	.500	34	37	0	0	0
Cleveland Browns[2]	16	9	1	.635	612	498	0	0	–			1	0	1
Dallas Cowboys	5	6	0	.455	261	256	0	0	–			9	7	0
Denver Broncos	51	64	1	.443	2,495	2,471	0	1	.000	17	24	5	2	0
Detroit Lions	7	4	0	.636	244	250	0	0	–			0	1	0
Green Bay Packers	1	10	0	.091	186	342	0	0	–			2	1	1
Houston Texans	5	1	0	.833	164	100	0	0	–			1	0	0
Indianapolis Colts[3]	16	10	0	.615	616	449	2	1	.667	71	76	2	2	0
Jacksonville Jaguars	7	3	0	.700	291	178	0	0	–			0	0	0
Kansas City Chiefs[4]	54	60	1	.474	2,306	2,520	1	0	1.000	17	0	5	2	0
Los Angeles Rams[5]	5	6	0	.455	290	290	0	0	–			19	18	0
Miami Dolphins	13	16	0	.448	645	646	2	2	.500	76	124	3	1	0
Minnesota Vikings	6	6	0	.500	300	279	0	0	–			3	11	1
New England Patriots[6]	14	22	2	.389	747	904	1	2	.333	84	55	5	2	0
New Orleans Saints	7	5	0	.583	323	234	0	0	–			4	3	0
New York Giants	7	5	0	.583	319	281	0	0	–			5	3	0
New York Jets[7]	22	12	1	.647	996	705	0	2	.000	31	37	4	2	1
Oakland Raiders[8]	52	62	2	.457	2,509	2,547	0	1	.000	27	34	7	7	0
Philadelphia Eagles	7	5	0	.583	235	242	0	0	–			3	1	0
Pittsburgh Steelers	7	22	0	.241	525	743	2	1	.667	72	76	1	2	0
San Francisco 49ers	7	6	0	.538	294	347	0	1	.000	26	49	20	26	0
Seattle Seahawks	24	26	0	.480	1,042	1,049	0	0	–			4	11	0
Tampa Bay Buccaneers	8	3	0	.727	300	212	0	0	–			0	0	0
Tennessee Titans[9]	26	14	1	.650	1,068	902	1	3	.250	50	57	7	3	0
Washington Redskins	4	7	0	.364	239	268	0	0	–			1	0	0
ALL-TIME TOTALS	***435***	***438***	***11***	***.498***	***19,666***	***19,086***	***11***	***17***	***.393***	***532***	***626***	***133***	***120***	***4***

Note: Prior to 1972, tie games were not included in winning percentage.

1–Known as St. Louis Cardinals (1960-87) and Phoenix Cardinals (1988-93)
2–Did not play from 1996-98 after relocation to Baltimore, but rejoined as an expansion franchise in 1999
3–Known as Baltimore Colts (1960-83)
4–Known as Dallas Texans (1960-62)
5–Known Los Angeles Rams (1960-94 and 2016-present) and St. Louis Rams (1995-2015)
6–Known as Boston Patriots (1960-70)
7–Known as Titans of New York (1960-62)
8–Known as Oakland Raiders (1960-81 and 1995-present) and Los Angeles Raiders (1982-94)
9–Known as Houston Oilers (1960-96) and Tennessee Oilers (1997-98)

TOP 10 WARMEST & COLDEST GAMES

Date	Opponent	W-L	Score	Temp.	Conditions
Sept. 4, 1988	at L.A. Raiders	L	13-24	108°	Hazy
Sept. 28, 1997	Baltimore	W	21-17	105°	Sunny
Sept. 24, 1978	Green Bay	L	3-24	102°	Sunny
Sept. 22, 2002	at Arizona	W	23-15	100°	Sunny
Aug. 21, 2004	at Arizona^	W	38-13	99°	Clear
Oct. 9, 1994	Kansas City	W	20-6	99°	Sunny
Aug. 6, 1976	New England (Norman, Okla.)^	W	26-17	98°	Sunny
Sept. 16, 1979	Buffalo	W	27-19	97°	Sunny
Aug. 31, 2001	at Arizona^	L	3-16	97°	Partly Cloudy
Oct. 4, 1970	at L.A. Rams	L	10-37	97°	Hazy

Date	Opponent	W-L	Score	Temp.	Conditions
Jan. 10, 1982	at Cincinnati	L	7-27	-9°	-59 wind-chill*
Dec. 10, 1972	at Denver	L	13-38	9°	Mostly sunny
Nov. 19, 1978	at Minnesota	W	13-7	15°	Partly cloudy
Dec. 19, 2004	at Cleveland	W	21-0	18°	-10 wind-chill
Dec. 17, 1989	at Kansas City	W	20-13	18°	Mostly sunny
Dec. 27, 1987	at Denver	L	0-24	20°	Blizzard
Dec. 16, 1973	at Kansas City	L	6-33	22°	Overcast
Jan. 20, 2008	at New England	L	12-21	23°	9° wind-chill
Nov. 24, 2013	at Kansas City	W	41-38	24°	15 wind-chill
Dec. 21, 1975	at Cincinnati	L	17-47	24°	Cloudy
Dec. 4, 1978	Chicago**	W	40-7	48°	Clear

*NFL record **Coldest game at home ^Preseason

SERIES RESULTS

All-Time Regular-Season Record: 426-451-11 – +AFL Championship Game, *Wild Card Playoffs, **Divisional Playoffs, ***Championship Game, #Super Bowl

ARIZONA CARDINALS†

Regular Season (9-4-0, .692)

Nov. 15, 1971 ..... vs. St. Louis ..... W, 20-17
Sept. 26, 1976 ..... vs. St. Louis ..... W, 43-24
Nov. 20, 1983 ..... at St. Louis ..... L, 44-14
Sept. 20, 1987 ..... vs. St. Louis ..... W, 28-24
Oct. 1, 1989 ..... at Phoenix ..... W, 24-13
Dec. 6, 1992 ..... at Phoenix ..... W, 27-21
Dec. 9, 1995 ..... vs. Arizona ..... W, 28-25
Dec. 27, 1998 ..... at Arizona ..... L, 16-13
Nov. 25, 2001 ..... vs. Arizona ..... L, 20-17
Sept. 22, 2002 ..... at Arizona ..... W, 23-15
Dec. 31, 2006 ..... vs. Arizona ..... W, 27-20
Oct. 3, 2010 ..... vs. Arizona ..... W, 41-10
Sept. 8, 2014 ..... at Arizona ..... L, 18-17

†Known as St. Louis Cardinals (1960-87) and Phoenix Cardinals (1988-93)

ATLANTA FALCONS

Regular Season (2-8-0, .200)

Oct. 21, 1973 ..... vs. Atlanta ..... L, 41-0
Dec. 2, 1979 ..... vs. Atlanta ..... L, 28-26
Nov. 13, 1988 ..... at Atlanta ..... W, 10-7
Sept. 15, 1991 ..... vs. Atlanta ..... L, 13-10
Nov. 6, 1994 ..... at Atlanta ..... L, 10-9
Dec. 7, 1997 ..... vs. Atlanta ..... L, 14-3
Oct. 17, 2004 ..... at Atlanta ..... L, 21-20
Nov. 30, 2008 ..... vs. Atlanta ..... L, 22-16
Sept. 23, 2012 ..... vs. Atlanta ..... L, 27-3
Oct. 23, 2016 ..... at Atlanta ..... W, 33-30 (OT)

BALTIMORE RAVENS

Regular Season (5-6-0, .455)

Sept. 28, 1997 ..... vs. Baltimore ..... W, 21-17
Nov. 15, 1998 ..... vs. Baltimore ..... W, 14-13
Dec. 10, 2000 ..... at Baltimore ..... L, 24-3
Sept. 21, 2003 ..... vs. Baltimore ..... L, 24-10
Oct. 1, 2006 ..... at Baltimore ..... L, 16-13
Nov. 25, 2007 ..... vs. Baltimore ..... W, 32-14
Sept. 20, 2009 ..... vs. Baltimore ..... L, 31-26
Dec. 18, 2011 ..... vs. Baltimore ..... W, 34-14
Nov. 25, 2012 ..... vs. Baltimore ... L, 16-13 (OT)
Nov. 30, 2014 ..... at Baltimore ..... W, 34-33
Nov. 1, 2015 ..... at Baltimore ..... L, 29-26

BUFFALO BILLS

Regular Season (23-10-2, .697)‡
Postseason (1-2, .333)

Oct. 2, 1960 at Buffalo ..... W, 24-10
Nov. 20, 1960 ..... vs. Buffalo ..... L, 32-3
Sept. 30, 1961 ..... at Buffalo ..... W, 19-11
Dec. 10, 1961 ..... vs. Buffalo ..... W, 28-10
Oct. 13, 1962 ..... at Buffalo ..... L, 35-10
Nov. 11, 1962 ..... vs. Buffalo ..... L, 40-20
Sept. 8, 1963 ..... vs. Buffalo ..... W, 14-10
Nov. 17, 1963 ..... at Buffalo ..... W, 23-13
Sept. 26, 1964 ..... at Buffalo ..... L, 30-3
Nov. 26, 1964 ..... vs. Buffalo ..... L, 27-24
Dec. 26, 1964 ..... at Buffalo* ..... L, 20-7
Oct. 10, 1965 ..... at Buffalo ..... W, 34-3
Nov. 25, 1965 ..... vs. Buffalo‡ ..... T, 20-20
Dec. 26, 1965 ..... vs. Buffalo* ..... L, 23-0
Sept. 4, 1966 ..... vs. Buffalo ..... W, 27-7
Oct. 16, 1966 ..... at Buffalo‡ ..... T, 17-17
Oct. 1, 1967 ..... at Buffalo ..... W, 37-17
Nov. 17, 1968 ..... at Buffalo ..... W, 21-6
Dec. 14, 1969 ..... vs. Buffalo ..... W, 45-6
Oct. 23, 1971 ..... vs. Buffalo ..... W, 20-3
Sept. 23, 1973 ..... vs. Buffalo ..... W, 34-7
Nov. 21, 1976 ..... at Buffalo ..... W, 34-13
Sept. 16, 1979 ..... vs. Buffalo ..... W, 27-19
Oct. 5, 1980 ..... vs. Buffalo ..... L, 26-24
Jan. 3, 1981 ..... vs. Buffalo** ..... W, 20-14
Dec. 6, 1981 ..... vs. Buffalo ..... L, 28-27
Sept. 8, 1985 ..... at Buffalo ..... W, 14-9
Dec. 1, 1985 ..... vs. Buffalo ..... W, 40-7
Sept. 6, 1998 ..... vs. Buffalo ..... W, 16-14
Oct. 15, 2000 ..... at Buffalo ..... L, 27-24 (OT)
Oct. 28, 2001 ..... vs. Buffalo ..... W, 27-24
Dec. 15, 2002 ..... at Buffalo ..... L, 20-13
Nov. 20, 2005 ..... vs. Buffalo ..... W, 48-10
Dec. 3, 2006 ..... at Buffalo ..... W, 24-21
Oct. 19, 2008 ..... at Buffalo ..... L, 23-14
Dec. 11, 2011 ..... vs. Buffalo ..... W, 37-10
Sept. 21, 2014 ..... at Buffalo ..... W, 22-10
Nov. 19, 2017 ..... vs. Buffalo ..... W, 54-24

‡Ties were not counted in winning percentage until the 1972 season. Ties prior to 1972 are not calculated into the series winning percentage.
**AFL Championship*
***AFC Divisional*

CAROLINA PANTHERS

Regular Season (1-5-0, .167)

Sept. 14, 1997 ..... vs. Carolina ..... L, 26-7
Dec. 17, 2000 ..... at Carolina ..... L, 30-22
Oct. 24, 2004 ..... at Carolina ..... W, 17-6
Sept. 7, 2008 ..... vs. Carolina ..... L, 26-24
Dec. 16, 2012 ..... vs. Carolina ..... L, 31-7
Dec. 11, 2016 ..... at Carolina ..... L, 28-16

CHICAGO BEARS

Regular Season (5-7-0, .417)

Oct. 18, 1970 ..... at Chicago ..... W, 20-7
Dec. 8, 1974 ..... vs. Chicago ..... W, 28-21
Dec. 4, 1978 ..... vs. Chicago ..... W, 40-7
Oct. 25, 1981 ..... at Chicago ..... L, 20-17 (OT)
Dec. 3, 1984 ..... vs. Chicago ..... W, 20-7
Nov. 14, 1993 ..... vs. Chicago ..... L, 16-13
Dec. 14, 1996 ..... at Chicago ..... L, 27-14
Nov. 21, 1999 ..... vs. Chicago ..... L, 23-20 (OT)
Nov. 2, 2003 ..... at Chicago ..... L, 20-7
Sept. 9, 2007 ..... vs. Chicago ..... W, 14-3
Nov. 20, 2011 ..... at Chicago ..... L, 31-20
Nov. 9, 2015 ..... vs. Chicago ..... L, 22-19

CINCINNATI BENGALS

Regular Season (19-14-0, .576)
Postseason (1-1, .500)

Sept. 6, 1968 ..... vs. Cincinnati ..... W, 29-13
Sept. 29, 1968 ..... at Cincinnati ..... W, 31-10
Sept. 21, 1969 ..... at Cincinnati ..... L, 34-20
Oct. 4, 1969 ..... vs. Cincinnati ..... W, 21-14
Dec. 6, 1970 ..... vs. Cincinnati ..... L, 17-14
Nov. 28, 1971 ..... at Cincinnati ..... L, 31-0
Sept. 30, 1973 ..... vs. Cincinnati ..... L, 20-13
Sept. 22, 1974 ..... at Cincinnati ..... W, 20-17
Dec. 21, 1975 ..... at Cincinnati ..... L, 47-17
Oct. 2, 1977 ..... vs. Cincinnati ..... W, 24-3
Nov. 5, 1978 ..... vs. Cincinnati ..... W, 22-13
Nov. 11, 1979 ..... at Cincinnati ..... W, 26-24
Nov. 2, 1980 ..... at Cincinnati ..... W, 31-14
Nov. 8, 1981 ..... vs. Cincinnati ..... L, 40-17
Jan. 10, 1982 ..... at Cincinnati** ..... L, 27-7
Dec. 20, 1982 ..... vs. Cincinnati ..... W, 50-34
Sept. 22, 1985 ..... at Cincinnati ..... W, 44-41
Oct. 4, 1987 ..... at Cincinnati ..... W, 10-9
Dec. 4, 1988 ..... at Cincinnati ..... L, 27-10
Sept. 16, 1990 ..... vs. Cincinnati ..... L, 21-16
Dec. 13, 1992 ..... vs. Cincinnati ..... W, 27-10
Sept. 11, 1994 ..... vs. Cincinnati ..... W, 27-10
Sept. 8, 1996 ..... vs. Cincinnati ..... W, 27-14
Nov. 2, 1997 ..... at Cincinnati ..... L, 38-31
Sept. 19, 1999 ..... at Cincinnati ..... W, 34-7
Sept. 30, 2001 ..... vs. Cincinnati ..... W, 28-14
Sept. 8, 2002 ..... at Cincinnati ..... W, 34-6
Nov. 23, 2003 ..... vs. Cincinnati ..... L, 34-27
Nov. 12, 2006 ..... at Cincinnati ..... W, 49-41
Dec. 20, 2009 ..... vs. Cincinnati ..... W, 27-24
Dec. 26, 2010 ..... at Cincinnati ..... L, 34-20
Dec. 2, 2012 ..... vs. Cincinnati ..... L, 20-13
Dec. 1, 2013 ..... vs. Cincinnati ..... L, 17-10
Jan. 5, 2014 ..... at Cincinnati* ..... W, 27-10
Sept. 20, 2015 ..... at Cincinnati ..... L, 24-19

**AFC Wild Card*
***AFC Championship*

CLEVELAND BROWNS

Regular Season (16-9-1, .635)

Nov. 1, 1970 ..... at Cleveland ..... W, 27-10
Nov. 13, 1972 ..... vs. Cleveland ..... L, 21-17
Oct. 28, 1973 ..... at Cleveland ..... T, 16-16
Nov. 3, 1974 ..... vs. Cleveland ..... W, 36-35
Oct. 24, 1976 ..... at Cleveland ..... L, 21-17
Dec. 4, 1977 ..... vs. Cleveland ..... W, 37-14
Sept. 7, 1981 ..... at Cleveland ..... W, 44-14
Dec. 5, 1982 ..... at Cleveland ..... W, 30-13
Sept. 25, 1983 ..... vs. Cleveland ... L, 30-24 (OT)
Sept. 29, 1985 ..... vs. Cleveland ..... L, 21-7
Dec. 21, 1986 ..... at Cleveland ..... L, 47-17
Nov. 1, 1987 ..... vs. Cleveland ... W, 27-24 (OT)
Sept. 23, 1990 ..... at Cleveland ..... W, 24-14
Oct. 20, 1991 ..... vs. Cleveland ... L, 30-24 (OT)
Nov. 15, 1992 ..... at Cleveland ..... W, 14-13
Dec. 3, 1995 ..... vs. Cleveland ..... W, 31-13
Dec. 5, 1999 ..... vs. Cleveland ..... W, 23-10
Oct. 7, 2001 ..... at Cleveland ..... L, 20-16
Oct. 19, 2003 ..... at Cleveland ..... W, 26-20
Dec. 19, 2004 ..... at Cleveland ..... W, 21-0
Nov. 5, 2006 ..... vs. Cleveland ..... W, 32-25
Dec. 6, 2009 ..... at Cleveland ..... W, 30-23
Oct. 28, 2012 ..... at Cleveland ..... L, 7-6
Oct. 4, 2015 ..... vs. Cleveland ..... W, 30-27
Dec. 24, 2016 ..... at Cleveland ..... L, 20-17
Dec. 3, 2017 ..... vs. Cleveland ..... W, 19-10

DALLAS COWBOYS

Regular Season (5-6-0, .455)

Nov. 5, 1972 ..... vs. Dallas ..... L, 34-28
Oct. 26, 1980 ..... at Dallas ..... L, 42-31
Nov. 13, 1983 ..... vs. Dallas ..... W, 24-23
Nov. 16, 1986 ..... vs. Dallas ..... L, 24-21
Sept. 9, 1990 ..... at Dallas ..... L, 17-14
Oct. 15, 1995 ..... vs. Dallas ..... L, 23-9
Sept. 23, 2001 ..... at Dallas ..... W, 32-21
Sept. 11, 2005 ..... vs. Dallas ..... L, 28-24
Dec. 13, 2009 ..... at Dallas ..... W, 20-17
Sept. 29, 2013 ..... vs. Dallas ..... W, 30-21
Nov. 23, 2017 ..... at Dallas ..... W, 28-6

DENVER BRONCOS

Regular Season (51-64-1, .443) ‡
Postseason (0-1, .000)

Oct. 16, 1960 ..... at Denver ..... W, 23-19
Dec. 10, 1960 ..... vs. Denver ..... W, 41-33
Oct. 29, 1961 ..... vs. Denver ..... W, 37-0
Nov. 12, 1961 ..... at Denver ..... W, 19-16
Sept. 7, 1962 ..... at Denver ..... L, 30-21
Nov. 4, 1962 ..... vs. Denver ..... L, 23-20
Oct. 6, 1963 ..... at Denver ..... L, 50-34
Dec. 22, 1963 ..... vs. Denver ..... W, 58-20
Oct. 18, 1964 ..... vs. Denver ..... W, 42-14
Nov. 8, 1964 ..... at Denver ..... W, 31-20
Sept. 11, 1965 ..... vs. Denver ..... W, 34-31
Nov. 7, 1965 ..... at Denver ..... W, 35-21
Oct. 30, 1966 ..... vs. Denver ..... W, 24-17
Nov. 27, 1966 ..... at Denver ..... L, 20-17
Oct. 22, 1967 ..... at Denver ..... W, 38-21
Nov. 23, 1967 ..... vs. Denver ..... W, 24-20
Oct. 20, 1968 ..... vs. Denver ..... W, 55-24
Dec. 1, 1968 ..... at Denver ..... W, 47-23
Nov. 2, 1969 ..... at Denver ..... L, 13-0
Nov. 23, 1969 ..... vs. Denver ..... W, 45-24
Nov. 8, 1970 ..... vs. Denver ..... W, 24-21
Dec. 13, 1970 ..... at Denver‡ ..... T, 17-17
Oct. 17, 1971 ..... at Denver ..... L, 20-16
Dec. 12, 1971 ..... vs. Denver ..... W, 45-17
Sept. 24, 1972 ..... vs. Denver ..... W, 37-14
Dec. 10, 1972 ..... at Denver ..... L, 38-13
Nov. 11, 1973 ..... at Denver ..... L, 30-19
Dec. 9, 1973 ..... vs. Denver ..... L, 42-28
Oct. 20, 1974 ..... at Denver ..... L, 27-7
Dec. 15, 1974 ..... vs. Denver ..... W, 17-0
Nov. 16, 1975 ..... vs. Denver ..... L, 27-17
Nov. 30, 1975 ..... at Denver ..... L, 13-10 (OT)
Oct. 3, 1976 ..... at Denver ..... L, 26-0
Nov. 14, 1976 ..... vs. Denver ..... L, 17-0
Nov. 13, 1977 ..... vs. Denver ..... L, 17-14
Dec. 11, 1977 ..... at Denver ..... L, 17-9
Sept. 17, 1978 ..... at Denver ..... L, 27-14
Oct. 8, 1978 ..... vs. Denver ..... W, 23-0
Oct. 7, 1979 ..... at Denver ..... L, 7-0
Dec. 17, 1979 ..... vs. Denver ..... W, 17-7
Sept. 21, 1980 ..... at Denver ..... W, 30-13
Nov. 9, 1980 ..... vs. Denver ..... L, 20-13
Sept. 27, 1981 ..... at Denver ..... L, 42-24
Nov. 29, 1981 ..... vs. Denver ..... W, 34-17
Sept. 12, 1982 ..... at Denver ..... W, 23-3

Nov. 28, 1982 ..... vs. Denver..... W, 30-20
Oct. 23, 1983..... at Denver ..... L, 14-6
Nov. 27, 1983 ..... vs. Denver.....W, 31-7
Nov. 11, 1984 ..... vs. Denver..... L, 16-13
Dec. 9, 1984..... at Denver ..... L, 16-13
Nov. 3, 1985 ..... vs. Denver..... W, 30-10
Nov. 17, 1985 ..... at Denver ..... L, 30-24 (OT)
Oct. 12, 1986..... vs. Denver..... L, 31-14
Nov. 9, 1986 ..... at Denver .....W, 9-3
Nov. 29, 1987 ..... vs. Denver..... L, 31-17
Dec. 27, 1987 ..... at Denver ..... L, 24-0
Sept. 11, 1988..... at Denver ..... L, 34-3
Oct. 2, 1988..... vs. Denver..... L, 12-0
Oct. 8, 1989..... at Denver ..... L, 16-10
Dec. 24, 1989 ..... vs. Denver..... W, 19-16
Nov. 11, 1990 ..... vs. Denver.....W, 19-7
Dec. 16, 1990 ..... at Denver ..... L, 20-10
Sept. 22, 1991..... at Denver ..... L, 27-19
Dec. 22, 1991 ..... vs. Denver..... L, 17-14
Sept. 13, 1992..... at Denver ..... L, 21-13
Oct. 25, 1992..... vs. Denver..... W, 24-21
Sept. 12, 1993..... at Denver ..... L, 34-17
Dec. 5, 1993..... vs. Denver..... W, 13-10
Sept. 4, 1994..... at Denver ..... W, 37-34
Oct. 23, 1994..... vs. Denver..... L, 20-15
Sept. 24, 1995..... vs. Denver.....W, 17-6
Nov. 19, 1995 ..... at Denver ..... L, 30-27
Oct. 6, 1996..... at Denver ..... L, 28-17
Dec. 22, 1996 ..... vs. Denver..... W, 16-10
Nov. 30, 1997 ..... vs. Denver..... L, 38-28
Dec. 21, 1997 ..... at Denver ..... L, 38-3
Nov. 8, 1998 ..... at Denver ..... L, 27-10
Nov. 29, 1998 ..... vs. Denver..... L, 31-16
Nov. 7, 1999 ..... vs. Denver..... L, 33-17
Jan. 2, 2000..... at Denver .....W, 12-6
Oct. 8, 2000..... vs. Denver..... L, 21-7
Nov. 19, 2000 ..... at Denver ..... L, 38-37
Oct. 21, 2001..... vs. Denver..... W, 27-10
Nov. 11, 2001 ..... at Denver ..... L, 26-16
Oct. 6, 2002..... at Denver ..... L, 26-9
Dec. 1, 2002..... vs. Denver.....W, 30-27 (OT)
Sept. 14, 2003..... vs. Denver..... L, 37-13
Nov. 16, 2003 ..... at Denver ..... L, 37-8
Sept. 26, 2004..... at Denver ..... L, 23-13
Dec. 5, 2004..... vs. Denver..... W, 20-17
Sept. 18, 2005..... at Denver ..... L, 20-17
Dec. 31, 2005 ..... vs. Denver..... L, 23-7
Nov. 19, 2006 ..... at Denver ..... W, 35-27
Dec. 10, 2006 ..... vs. Denver..... W, 48-20
Oct. 7, 2007..... at Denver .....W, 41-3
Dec. 24, 2007 ..... vs. Denver.....W, 23-3
Sept. 14, 2008..... at Denver ..... L, 39-38
Dec. 28, 2008 ..... vs. Denver..... W, 52-21
Oct. 19, 2009..... vs. Denver..... L, 34-23
Nov. 22, 2009 ..... at Denver .....W, 32-3
Nov. 22, 2010 ..... vs. Denver..... W, 35-14
Jan. 2, 2011..... at Denver ..... W, 33-28
Oct. 9, 2011..... at Denver ..... W, 29-24
Nov. 27, 2011 ..... vs. Denver..... L, 16-13 (OT)
Oct. 15, 2012..... vs. Denver..... L, 35-24
Nov. 18, 2012 ..... at Denver ..... L, 30-23
Nov. 10, 2013 ..... vs. Denver..... L, 28-20
Dec. 12, 2013 ..... at Denver ..... W, 27-20
Jan. 12, 2014..... at Denver* ..... L, 24-17
Oct. 23, 2014..... at Denver ..... L, 35-21
Dec. 14, 2014 ..... vs. Denver..... L, 22-10
Dec. 6, 2015..... vs. Denver..... L, 17-3
Jan. 3, 2016..... at Denver ..... L, 27-20
Oct. 13, 2016..... vs. Denver..... W, 21-13
Oct. 30, 2016..... at Denver ..... L, 27-19
Sept. 11, 2017..... at Denver ..... L, 24-21
Oct. 22, 2017..... vs. Denver.....W, 21-0

‡Ties were not counted in winning percentage until the 1972 season. Ties prior to 1972 are not calculated into the series winning percentage.
**AFC Divisional*

DETROIT LIONS

Regular Season (7-4-0, .636)

Oct. 22, 1972..... at Detroit..... L, 34-20
Nov. 6, 1977 ..... at Detroit..... L, 20-0
Oct. 22, 1978..... at Detroit..... L, 31-14
Sept. 13, 1981..... vs. Detroit..... W, 28-23
Sept. 30, 1984..... vs. Detroit..... W, 27-24
Nov. 11, 1996 ..... vs. Detroit..... W, 27-21
Oct. 10, 1999..... at Detroit..... W, 20-10
Dec. 7, 2003..... at Detroit.....W, 14-7
Dec. 16, 2007 ..... vs. Detroit..... W, 51-14
Dec. 24, 2011 ..... at Detroit..... L, 38-10
Sept. 13, 2015..... vs. Detroit..... W, 33-28

GREEN BAY PACKERS

Regular Season (1-10-0, .091)

Oct. 12, 1970..... vs. Green Bay ..... L, 22-20
Nov. 24, 1974 ..... at Green Bay..... L, 34-0
Sept. 24, 1978..... vs. Green Bay ..... L, 24-3
Oct. 7, 1984..... at Green Bay..... W, 34-28
Dec. 12, 1993 ..... vs. Green Bay ..... L, 20-13
Sept. 15, 1996..... at Green Bay..... L, 42-10
Oct. 24, 1999..... vs. Green Bay ..... L, 31-3
Dec. 14, 2003 ..... vs. Green Bay ..... L, 38-21
Sept. 23, 2007..... at Green Bay..... L, 31-24
Nov. 6, 2011 ..... vs. Green Bay ..... L, 45-38
Oct. 18, 2015..... at Green Bay..... L, 27-20

HOUSTON TEXANS

Regular Season (5-1-0, .833)

Sept. 15, 2002..... vs. Houston.....W, 24-3
Sept. 12, 2004..... at Houston ..... W, 27-20
Oct. 28, 2007..... vs. Houston..... W, 35-10
Nov. 7, 2010 ..... at Houston ..... W, 29-23
Sept. 9, 2013..... vs. Houston..... L, 31-28
Nov. 27, 2016 ..... at Houston ..... W, 21-13

INDIANAPOLIS COLTS†

Regular Season (16-10-0, .615)
Postseason (2-1, .667)

Sept. 20, 1970..... vs. Baltimore..... L, 16-14
Oct. 8, 1972..... at Baltimore ..... W, 23-20
Nov. 7, 1976 ..... vs. Baltimore..... L, 37-21
Oct. 18, 1981..... at Baltimore ..... W, 43-14
Dec. 26, 1982 ..... vs. Baltimore..... W, 44-26
Nov. 4, 1984 ..... at Indianapolis ..... W, 38-10
Nov. 30, 1986 ..... at Indianapolis .....W, 17-3
Nov. 8, 1987 ..... at Indianapolis ..... W, 16-13
Dec. 20, 1987 ..... vs. Indianapolis ..... L, 20-7
Oct. 23, 1988..... vs. Indianapolis ..... L, 16-0
Nov. 26, 1989 ..... at Indianapolis ..... L, 10-6
Oct. 18, 1992..... at Indianapolis ..... W, 34-14
Nov. 1, 1992 ..... vs. Indianapolis .....W, 26-0
Nov. 29, 1993 ..... at Indianapolis .....W, 31-0
Dec. 17, 1995 ..... at Indianapolis ..... W, 27-24
Dec. 31, 1995 ..... vs. Indianapolis* ..... L, 35-20
Nov. 3, 1996 ..... at Indianapolis ..... W, 26-19
Oct. 26, 1997..... vs. Indianapolis ..... W, 35-19
Oct. 4, 1998..... at Indianapolis ..... L, 17-12
Sept. 26, 1999..... vs. Indianapolis ..... L, 27-19
Dec. 26, 2004 ..... at Indianapolis ... L, 34-31 (OT)
Dec. 18, 2005 ..... at Indianapolis ..... W, 26-17
Nov. 11, 2007 ..... vs. Indianapolis ..... W, 23-21
Jan. 13, 2008..... at Indianapolis** .... W, 28-24
Nov. 23, 2008 ..... vs. Indianapolis ..... L, 23-20
Jan. 3, 2009..... vs. Indianapolis* .W, 23-17 (OT)
Nov. 28, 2010 ..... at Indianapolis ..... W, 36-14
Oct. 14, 2013..... vs. Indianapolis .....W, 19-9
Sept. 25, 2016..... at Indianapolis ..... L, 26-22

†Known as Baltimore Colts (1960-83)
**AFC Wild Card*
***AFC Divisional*

JACKSONVILLE JAGUARS

Regular Season (7-3-0, .700)

Oct. 5, 2003..... at Jacksonville ..... L, 27-21
Oct. 10, 2004..... vs. Jacksonville .... W, 34-21
Nov. 18, 2007 ..... at Jacksonville ..... L, 24-17
Sept. 19, 2010..... vs. Jacksonville .... W, 38-13
Dec. 5, 2011..... at Jacksonville ..... W, 38-14
Oct. 20, 2013..... at Jacksonville .....W, 24-6
Sept. 28, 2014..... vs. Jacksonville .... W, 33-14
Nov. 29, 2015 ..... at Jacksonville ..... W, 31-25
Sept. 18, 2016..... vs. Jacksonville .... W, 38-14
Nov. 12, 2017 ..... at Jacksonville .. L, 20-17 (OT)

KANSAS CITY CHIEFS†

Regular Season (54-60-1, .474)‡
Postseason (1-0, 1.000)

Sept. 10, 1960..... vs. Dallas..... W, 21-20
Sept. 25, 1960..... at Dallas ..... L, 17-0
Sept. 10, 1961..... at Dallas ..... W, 26-10
Nov. 19, 1961 ..... vs. Dallas..... W, 24-14
Oct. 7, 1962..... vs. Dallas..... W, 32-28
Dec. 16, 1962 ..... at Dallas ..... L, 26-17
Sept. 29, 1963..... vs. Kansas City ..... W, 24-10
Oct. 20, 1963..... at Kansas City..... W, 38-17
Nov. 15, 1964 ..... at Kansas City..... W, 28-14
Dec. 13, 1964 ..... vs. Kansas City ..... L, 49-6
Sept. 26, 1965..... vs. Kansas City‡ ..... T, 10-10
Nov. 14, 1965 ..... at Kansas City..... L, 31-7
Nov. 6, 1966 ..... at Kansas City..... L, 24-14
Dec. 18, 1966 ..... vs. Kansas City ..... L, 27-17
Oct. 15, 1967..... vs. Kansas City ..... W, 45-31
Nov. 19, 1967 ..... at Kansas City..... W, 17-16
Oct. 27, 1968..... at Kansas City..... L, 27-20
Dec. 8, 1968 ..... vs. Kansas City ..... L, 40-3
Sept. 14, 1969..... vs. Kansas City ..... L, 27-9
Nov. 9, 1969 ..... at Kansas City..... L, 27-3
Nov. 29, 1970 ..... at Kansas City..... L, 26-14
Dec. 20, 1970 ..... vs. Kansas City ..... W, 31-13
Sept. 19, 1971..... vs. Kansas City ..... W, 21-14
Oct. 10, 1971..... at Kansas City..... L, 31-10
Oct. 29, 1972..... vs. Kansas City ..... L, 26-14
Nov. 19, 1972 ..... at Kansas City..... W, 27-17
Nov. 4, 1973 ..... vs. Kansas City ..... L, 19-0
Dec. 16, 1973 ..... at Kansas City..... L, 33-6
Oct. 27, 1974..... vs. Kansas City ..... L, 24-14
Nov. 10, 1974 ..... at Kansas City.....W, 14-7
Oct. 19, 1975..... vs. Kansas City ..... L, 12-10
Dec. 7, 1975 ..... at Kansas City..... W, 28-20
Sept. 12, 1976..... at Kansas City..... W, 30-16
Nov. 28, 1976 ..... vs. Kansas City ..... L, 23-20
Sept. 25, 1977..... at Kansas City.....W, 23-7
Oct. 23, 1977..... vs. Kansas City ..... L, 21-16
Nov. 12, 1978 ..... vs. Kansas City ..W, 29-23 (OT)
Nov. 26, 1978 ..... at Kansas City..... L, 23-0
Nov. 4, 1979 ..... at Kansas City..... W, 20-14
Nov. 25, 1979 ..... vs. Kansas City .....W, 28-7
Sept. 28, 1980..... at Kansas City.....W, 24-7
Nov. 16, 1980 ..... vs. Kansas City .....W, 20-7
Sept. 20, 1981..... at Kansas City..... W, 42-31
Nov. 1, 1981 ..... vs. Kansas City ..... W, 22-20
Sept. 19, 1982..... at Kansas City..... L, 19-12
Sept. 12, 1983..... at Kansas City..... W, 17-14
Dec. 11, 1983 ..... vs. Kansas City ..... W, 41-38
Oct. 14, 1984..... at Kansas City..... L, 31-13
Dec. 16, 1984 ..... vs. Kansas City ..... L, 42-21
Oct. 13, 1985..... vs. Kansas City ..... W, 31-20
Dec. 22, 1985 ..... at Kansas City..... L, 38-34
Oct. 19, 1986..... at Kansas City..... L, 42-41
Nov. 2, 1986 ..... vs. Kansas City ..... L, 24-23
Sept. 13, 1987..... at Kansas City..... L, 20-13
Oct. 25, 1987..... vs. Kansas City ..... W, 42-21
Sept. 25, 1988..... at Kansas City..... W, 24-23
Dec. 18, 1988 ..... vs. Kansas City ..... W, 24-13
Sept. 24, 1989..... vs. Kansas City .....W, 21-6
Dec. 17, 1989 ..... at Kansas City..... W, 20-13
Nov. 18, 1990 ..... at Kansas City..... L, 27-10
Dec. 23, 1990 ..... vs. Kansas City ..... L, 24-21
Sept. 29, 1991..... vs. Kansas City ..... L, 14-13
Dec. 8, 1991 ..... at Kansas City... L, 20-17 (OT)
Sept. 6, 1992..... vs. Kansas City ..... L, 24-10
Nov. 8, 1992 ..... at Kansas City..... L, 16-14
Jan. 2, 1993 ..... vs. Kansas City* .....W, 17-0
Oct. 17, 1993..... vs. Kansas City ..... L, 17-14
Dec. 19, 1993 ..... at Kansas City..... L, 28-24
Oct. 9, 1994..... vs. Kansas City .....W, 20-6
Nov. 13, 1994 ..... at Kansas City..... W, 14-13
Oct. 9, 1995..... at Kansas City... L, 29-23 (OT)
Nov. 12, 1995 ..... vs. Kansas City ..... L, 22-7
Sept. 29, 1996..... vs. Kansas City ..... W, 22-19
Nov. 24, 1996 ..... at Kansas City..... W, 28-14
Oct. 16, 1997..... at Kansas City..... L, 31-3
Dec. 14, 1997 ..... vs. Kansas City ..... L, 29-7
Sept. 20, 1998..... at Kansas City..... L, 23-7
Nov. 22, 1998 ..... vs. Kansas City ..... W, 38-37
Oct. 3, 1999..... vs. Kansas City ..... W, 21-14
Oct. 31, 1999..... at Kansas City..... L, 34-0
Sept. 17, 2000..... at Kansas City..... L, 42-10
Nov. 26, 2000 ..... vs. Kansas City ..... W, 17-16
Nov. 4, 2001 ..... vs. Kansas City ..... L, 25-20
Dec. 23, 2001 ..... at Kansas City..... L, 20-17
Oct. 13, 2002..... vs. Kansas City ..... W, 35-34
Dec. 22, 2002 ..... at Kansas City..... L, 24-22
Sept. 7, 2003..... at Kansas City..... L, 27-14
Nov. 30, 2003 ..... vs. Kansas City ..... L, 28-24
Nov. 28, 2004 ..... at Kansas City..... W, 34-31
Jan. 2, 2005 ..... vs. Kansas City ..... W, 24-17
Oct. 30, 2005..... vs. Kansas City ..... W, 28-20
Dec. 24, 2005 ..... at Kansas City..... L, 20-7
Oct. 22, 2006..... at Kansas City..... L, 30-27
Dec. 17, 2006 ..... vs. Kansas City .....W, 20-9

Sept. 30, 2007 ..... vs. Kansas City ..... L, 30-16
Dec. 2, 2007 ..... at Kansas City ..... W, 24-10
Nov. 9, 2008 ..... vs. Kansas City ..... W, 20-19
Dec. 14, 2008 ..... at Kansas City ..... W, 22-21
Oct. 25, 2009 ..... at Kansas City ..... W, 37-7
Nov. 29, 2009 ..... vs. Kansas City ..... W, 43-14
Sept. 13, 2010 ..... at Kansas City ..... L, 21-14
Dec. 12, 2010 ..... vs. Kansas City ..... W, 31-0
Sept. 25, 2011 ..... vs. Kansas City ..... W, 20-17
Oct. 31, 2011 ..... at Kansas City ..... L, 23-20 (OT)
Sept. 30, 2012 ..... at Kansas City ..... W, 37-20
Nov. 1, 2012 ..... vs. Kansas City ..... W, 31-13
Nov. 24, 2013 ..... at Kansas City ..... W, 41-38
Dec. 29, 2013 ..... vs. Kansas City ..... W, 27-24 (OT)
Oct. 19, 2014 ..... vs. Kansas City ..... L, 23-20
Dec. 28, 2014 ..... at Kansas City ..... L, 19-7
Nov. 22, 2015 ..... vs. Kansas City ..... L, 33-3
Dec. 13, 2015 ..... at Kansas City ..... L, 10-3
Sept. 11, 2016 ..... at Kansas City ..... L, 33-27 (OT)
Jan. 1, 2017 ..... vs. Kansas City ..... L, 37-27
Sept. 24, 2017 ..... vs. Kansas City ..... L, 24-10
Dec. 16, 2017 ..... at Kansas City ..... L, 30-13

†Known as Dallas Texans (1960-62)
‡Ties were not counted in winning percentage until the 1972 season. Ties prior to 1972 are not calculated into the series winning percentage.
**AFC Wild Card*

LOS ANGELES RAMS†

Regular Season (5-6-0, .455)

Oct. 4, 1970 ..... at Los Angeles ..... L, 37-10
Oct. 12, 1975 ..... vs. Los Angeles ..... L, 13-10 (OT)
Oct. 21, 1979 ..... at Los Angeles ..... W, 40-16
Nov. 20, 1988 ..... at Los Angeles ..... W, 38-24
Oct. 13, 1991 ..... at Los Angeles ..... L, 30-24
Nov. 27, 1994 ..... vs. Los Angeles ..... W, 31-17
Oct. 1, 2000 ..... at St. Louis ..... L, 57-31
Nov. 10, 2002 ..... at St. Louis ..... L, 28-24
Oct. 29, 2006 ..... vs. St. Louis ..... W, 38-24
Oct. 17, 2010 ..... at St. Louis ..... L, 20-17
Nov. 23, 2014 ..... vs. St. Louis ..... W, 27-24

†Known as Los Angeles Rams (1960-94 and 2016-present) and St. Louis Rams (1995-2015)

MIAMI DOLPHINS

Regular Season (13-16-0, .448)
Postseason (2-2, .500)

Oct. 2, 1966 ..... vs. Miami ..... W, 44-10
Nov. 12, 1967 ..... vs. Miami ..... W, 24-0
Dec. 10, 1967 ..... at Miami ..... L, 41-24
Nov. 3, 1968 ..... vs. Miami ..... W, 34-28
Oct. 11, 1969 ..... at Miami ..... W, 21-14
Oct. 15, 1972 ..... at Miami ..... L, 24-10
Sept. 29, 1974 ..... vs. Miami ..... L, 28-21
Oct. 30, 1977 ..... at Miami ..... W, 14-13
Oct. 15, 1978 ..... vs. Miami ..... L, 28-21
Nov. 20, 1980 ..... at Miami ..... W, 27-24 (OT)
Jan. 2, 1982 ..... at Miami* ..... W, 41-38 (OT)
Jan. 16, 1983 ..... at Miami* ..... L, 34-13
Nov. 18, 1984 ..... vs. Miami ..... W, 34-28 (OT)
Sept. 7, 1986 ..... vs. Miami ..... W, 50-28
Oct. 16, 1988 ..... at Miami ..... L, 31-28
Dec. 15, 1991 ..... vs. Miami ..... W, 38-30
Jan. 10, 1993 ..... at Miami* ..... L, 31-0
Dec. 27, 1993 ..... vs. Miami ..... W, 45-20
Jan. 8, 1995 ..... vs. Miami* ..... W, 22-21
Nov. 5, 1995 ..... vs. Miami ..... L, 24-14
Dec. 19, 1999 ..... at Miami ..... L, 12-9
Nov. 12, 2000 ..... vs. Miami ..... L, 17-7
Nov. 24, 2002 ..... at Miami ..... L, 30-3
Oct. 27, 2003 ..... vs. Miami** ..... L, 26-10
Dec. 11, 2005 ..... vs. Miami ..... L, 23-21
Oct. 5, 2008 ..... at Miami ..... L, 17-10
Sept. 27, 2009 ..... vs. Miami ..... W, 23-13
Oct. 2, 2011 ..... vs. Miami ..... W, 26-16
Nov. 17, 2013 ..... at Miami ..... L, 20-16
Nov. 2, 2014 ..... at Miami ..... L, 37-0
Dec. 20, 2015 ..... vs. Miami ..... W, 30-14
Nov. 13, 2016 ..... vs. Miami ..... L, 31-24
Sept. 17, 2017 ..... vs. Miami ..... L, 19-17

**AFC Divisional*
***Played at San Devil Stadium in Tempe, Ariz., due to fires in the San Diego area.*

MINNESOTA VIKINGS

Regular Season (6-6-0, .500)

Dec. 5, 1971 ..... vs. Minnesota ..... W, 30-14
Nov. 23, 1975 ..... at Minnesota ..... L, 28-13
Nov. 19, 1978 ..... at Minnesota ..... W, 13-7
Oct. 11, 1981 ..... vs. Minnesota ..... L, 33-31
Sept. 2, 1984 ..... at Minnesota ..... W, 42-13
Oct. 20, 1985 ..... at Minnesota ..... L, 21-17
Nov. 7, 1993 ..... at Minnesota ..... W, 30-17
Nov. 28, 1999 ..... at Minnesota ..... L, 35-27
Nov. 9, 2003 ..... vs. Minnesota ..... W, 42-28
Nov. 4, 2007 ..... at Minnesota ..... L, 35-17
Sept. 11, 2011 ..... vs. Minnesota ..... W, 24-17
Sept. 27, 2015 ..... at Minnesota ..... L, 31-14

NEW ENGLAND PATRIOTS†

Regular Season (14-22-2, .389)‡
Postseason (1-2, .333)

Oct. 8, 1960 ..... vs. Boston ..... L, 35-0
Oct. 28, 1960 ..... at Boston ..... W, 45-16
Oct. 7, 1961 ..... at Boston ..... W, 38-27
Dec. 17, 1961 ..... vs. Boston ..... L, 41-0
Oct. 19, 1962 ..... at Boston ..... L, 24-20
Dec. 9, 1962 ..... vs. Boston ..... L, 20-14
Sept. 14, 1963 ..... vs. Boston ..... W, 17-13
Nov. 10, 1963 ..... at Boston ..... W, 7-6
Jan. 5, 1964 ..... vs. Boston* ..... W, 51-10
Sept. 20, 1964 ..... vs. Boston ..... L, 33-28
Oct. 9, 1964 ..... at Boston ..... W, 26-17
Oct. 17, 1965 ..... at Boston‡ ..... T, 13-13
Oct. 31, 1965 ..... vs. Boston ..... L, 22-6
Sept. 10, 1966 ..... vs. Boston ..... W, 24-0
Oct. 23, 1966 ..... at Boston ..... L, 35-17
Sept. 9, 1967 ..... vs. Boston ..... W, 28-14
Oct. 8, 1967 ..... vs. Boston‡ ..... T, 31-31
Nov. 10, 1968 ..... at Boston ..... W, 27-17
Oct. 19, 1969 ..... at Boston ..... W, 13-10
Dec. 7, 1969 ..... vs. Boston ..... W, 28-18
Nov. 15, 1970 ..... at Boston ..... W, 16-14
Dec. 2, 1973 ..... at New England ..... L, 30-14
Nov. 9, 1975 ..... vs. New England ..... L, 33-19
Oct. 16, 1977 ..... vs. New England ..... L, 24-20
Oct. 1, 1978 ..... at New England ..... L, 28-23
Sept. 23, 1979 ..... at New England ..... L, 27-21
Oct. 16, 1983 ..... at New England ..... L, 37-21
Nov. 20, 1994 ..... at New England ..... L, 23-17
Dec. 1, 1996 ..... vs. New England ..... L, 45-7
Aug. 31, 1997 ..... at New England ..... L, 41-7
Oct. 14, 2001 ..... at New England ..... L, 29-26 (OT)
Sept. 29, 2002 ..... vs. New England ..... W, 21-14
Oct. 2, 2005 ..... at New England ..... W, 41-17
Jan. 14, 2007 ..... vs. New England** ..... L, 24-21
Sept. 16, 2007 ..... at New England ..... L, 38-14
Jan. 20, 2008 ..... at New England*** ..... L, 21-12
Oct. 12, 2008 ..... vs. New England ..... W, 30-10
Oct. 24, 2010 ..... vs. New England ..... L, 23-20
Sept. 18, 2011 ..... at New England ..... L, 35-21
Dec. 7, 2014 ..... vs. New England ..... L, 23-14
Oct. 29, 2017 ..... at New England ..... L, 21-13

†Known as Boston Patriots (1960-70)
‡Ties were not counted in winning percentage until the 1972 season. Ties prior to 1972 are not calculated into the series winning percentage.
**AFL Championship*
***AFC Divisional*
****AFC Championship*

NEW ORLEANS SAINTS

Regular Season (7-5-0, .583)

Nov. 18, 1973 ..... vs. New Orleans ..... W, 17-14
Oct. 9, 1977 ..... at New Orleans ..... W, 14-0
Dec. 9, 1979 ..... at New Orleans ..... W, 35-0
Oct. 9, 1988 ..... vs. New Orleans ..... L, 23-17
Nov. 17, 1991 ..... vs. New Orleans ..... W, 24-21
Oct. 16, 1994 ..... at New Orleans ..... W, 36-22
Sept. 7, 1997 ..... at New Orleans ..... W, 20-6
Sept. 10, 2000 ..... vs. New Orleans ..... L, 28-27
Nov. 7, 2004 ..... vs. New Orleans ..... W, 43-17
Oct. 26, 2008 ..... at New Orleans* ..... L, 37-32
Oct. 7, 2012 at New Orleans ..... L, 31-24
Oct. 2, 2016 vs. New Orleans ..... L, 35-34

**Played at Wembley Stadium in London, England*

NEW YORK GIANTS

Regular Season (7-5-0, .583)

Nov. 7, 1971 ..... at New York ..... L, 35-17
Nov. 1, 1975 ..... at New York ..... L, 35-24
Oct. 19, 1980 ..... vs. New York ..... W, 44-7
Oct. 2, 1983 ..... at New York ..... W, 41-34
Sept. 14, 1986 ..... at New York ..... L, 20-7
Oct. 22, 1989 ..... vs. New York ..... L, 20-13
Dec. 23, 1995 ..... at New York ..... W, 27-17
Sept. 27, 1998 ..... vs. New York ..... L, 34-16
Sept. 25, 2005 ..... vs. New York ..... W, 45-23
Nov. 8, 2009 ..... at New York ..... W, 21-20
Dec. 8, 2013 ..... vs. New York ..... W, 37-14
Oct. 8, 2017 ..... at New York ..... W, 27-22

NEW YORK JETS†

Regular Season (22-12-1, .647)‡
Postseason (0-2, .000)

Nov. 4, 1960 ..... at New York ..... W, 21-7
Dec. 18, 1960 ..... vs. New York ..... W, 50-43
Oct. 15, 1961 ..... at New York ..... W, 25-10
Nov. 5, 1961 ..... vs. New York ..... W, 48-13
Sept. 16, 1962 ..... vs. New York ..... W, 40-14
Oct. 28, 1962 ..... at New York ..... L, 23-3
Oct. 13, 1963 ..... vs. New York ..... W, 24-20
Nov. 2, 1963 ..... at New York ..... W, 53-7
Oct. 3, 1964 ..... at New York‡ ..... T, 17-17
Dec. 6, 1964 ..... vs. New York ..... W, 38-3
Oct. 23, 1965 ..... at New York ..... W, 34-9
Dec. 4, 1965 ..... vs. New York ..... W, 38-7
Oct. 8, 1966 ..... at New York ..... L, 17-16
Dec. 11, 1966 ..... vs. New York ..... W, 42-27
Dec. 24, 1967 ..... vs. New York ..... L, 42-31
Oct. 5, 1968 ..... at New York ..... L, 23-20
Nov. 24, 1968 ..... vs. New York ..... L, 37-15
Sept. 28, 1969 ..... vs. New York ..... W, 34-27
Oct. 31, 1971 ..... vs. New York ..... W, 49-21
Dec. 1, 1974 ..... at New York ..... L, 27-14
Dec. 15, 1975 ..... vs. New York ..... W, 24-16
Sept. 4, 1983 ..... vs. New York ..... L, 41-29
Dec. 3, 1989 ..... vs. New York ..... L, 20-17
Oct. 14, 1990 ..... at New York ..... W, 39-3
Dec. 2, 1990 ..... vs. New York ..... W, 38-17
Nov. 24, 1991 ..... at New York ..... L, 24-3
Dec. 18, 1994 ..... at New York ..... W, 21-6
Nov. 3, 2002 ..... vs. New York ..... L, 44-13
Sept. 19, 2004 ..... vs. New York ..... L, 34-28
Jan. 8, 2005 ..... vs. New York* ..... L, 20-17 (OT)
Nov. 6, 2005 ..... at New York ..... W, 31-26
Sept. 22, 2008 ..... vs. New York ..... W, 48-29
Jan. 17, 2010 ..... vs. New York** ..... L, 17-14
Oct. 23, 2011 ..... at New York ..... L, 27-21
Dec. 23, 2012 ..... at New York ..... W, 27-17
Oct. 5, 2014 ..... vs. New York ..... W, 31-0
Dec. 24, 2017 ..... at New York ..... W, 14-7

†Known as Titans of New York (1960-62)
‡Ties were not counted in winning percentage until the 1972 season. Ties prior to 1972 are not calculated into the series winning percentage.
**AFC Wild Card*
***AFC Divisional*

OAKLAND RAIDERS

Regular Season (52-62-2, .457)‡
Postseason (0-1, .000)

Nov. 27, 1960 ..... vs. Oakland ..... W, 52-28
Dec. 4, 1960 ..... at Oakland ..... W, 41-17
Sept. 17, 1961 ..... vs. Oakland ..... W, 44-0
Oct. 22, 1961 ..... at Oakland ..... W, 41-10
Sept. 30, 1962 ..... at Oakland ..... W, 42-33
Dec. 2, 1962 ..... vs. Oakland ..... W, 31-21
Oct. 27, 1963 ..... vs. Oakland ..... L, 34-33
Dec. 8, 1963 ..... at Oakland ..... L, 41-27
Nov. 1, 1964 ..... vs. Oakland ..... W, 31-17
Dec. 20, 1964 ..... at Oakland ..... L, 21-20
Sept. 19, 1965 ..... at Oakland ..... W, 17-6
Dec. 19, 1965 ..... vs. Oakland ..... W, 24-14
Sept. 25, 1966 ..... at Oakland ..... W, 29-20
Nov. 13, 1966 ..... vs. Oakland ..... L, 41-19
Oct. 29, 1967 ..... at Oakland ..... L, 51-10
Dec. 3, 1967 ..... vs. Oakland ..... L, 41-21
Oct. 13, 1968 ..... at Oakland ..... W, 23-14
Dec. 15, 1968 ..... vs. Oakland ..... L, 34-27
Oct. 26, 1969 ..... vs. Oakland ..... L, 24-12
Nov. 16, 1969 ..... at Oakland ..... L, 21-16
Sept. 27, 1970 ..... vs. Oakland‡ ..... T, 27-27

Nov. 22, 1970 ..... at Oakland ..... L, 20-17
Sept. 26, 1971..... vs. Oakland..... L, 34-0
Nov. 21, 1971 ..... at Oakland ..... L, 34-33
Oct. 1, 1972..... at Oakland ..... T, 17-17
Dec. 3, 1972 ..... vs. Oakland..... L, 21-19
Oct. 14, 1973..... vs. Oakland..... L, 27-17
Nov. 25, 1973 ..... at Oakland ..... L, 31-3
Oct. 13, 1974..... vs. Oakland..... L, 14-10
Nov. 17, 1974 ..... at Oakland ..... L, 17-10
Oct. 5, 1975..... vs. Oakland.....L, 6-0
Oct. 26, 1975..... at Oakland ..... L, 25-0
Oct. 10, 1976..... vs. Oakland..... L, 27-17
Dec. 12, 1976 ..... at Oakland ..... L, 24-0
Sept. 18, 1977..... at Oakland ..... L, 24-0
Nov. 20, 1977 ..... vs. Oakland.....W, 12-7
Sept. 10, 1978..... vs. Oakland..... L, 21-20
Oct. 29, 1978..... at Oakland ..... W, 27-23
Sept. 9, 1979..... vs. Oakland..... W, 30-10
Oct. 25, 1979..... at Oakland ..... L, 45-22
Sept. 14, 1980..... vs. Oakland.....W, 30-24 (OT)
Oct. 12, 1980..... at Oakland ..... L, 38-24
Jan. 11, 1981 ..... vs. Oakland*..... L, 34-27
Nov. 22, 1981 ..... at Oakland ..... W, 55-21
Dec. 21, 1981 ..... vs. Oakland..... W, 23-10
Nov. 22, 1982 ..... at Los Angeles ..... L, 28-24
Jan. 2, 1983 ..... vs. Los Angeles..... L, 41-34
Dec. 1, 1983 ..... vs. Los Angeles..... L, 42-10
Dec. 18, 1983 ..... at Los Angeles ..... L, 30-14
Sept. 24, 1984..... at Los Angeles ..... L, 33-30
Oct. 21, 1984..... vs. Los Angeles..... L, 44-37
Oct. 28, 1985..... at Los Angeles ..... L, 34-21
Nov. 10, 1985 ..... vs. Los Angeles..W, 40-34 (OT)
Sept. 28, 1986..... at Los Angeles ..... L, 17-13
Nov. 20, 1986 ..... vs. Los Angeles.. L, 37-31 (OT)
Oct. 18, 1987..... at Los Angeles ..... W, 23-17
Nov. 15, 1987 ..... vs. Los Angeles..... W, 16-14
Sept. 4, 1988..... at Los Angeles ..... L, 24-13
Nov. 6, 1988 ..... vs. Los Angeles..... L, 13-3
Sept. 10, 1989..... at Los Angeles ..... L, 40-14
Nov. 12, 1989 ..... vs. Los Angeles..... W, 14-12
Oct. 21, 1990..... vs. Los Angeles..... L, 24-9
Dec. 30, 1990 ..... at Los Angeles ..... L, 17-12
Oct. 6. 1991..... at Los Angeles ..... W, 21-13
Dec. 1, 1991 ..... vs. Los Angeles.....L, 9-7
Nov. 29, 1992 ..... vs. Los Angeles.....W, 27-3
Dec. 20, 1992 ..... at Los Angeles ..... W, 36-14
Oct. 31, 1993..... at Los Angeles ..... W, 30-23
Nov. 21, 1993 ..... vs. Los Angeles..... L, 12-7
Sept. 25, 1994..... at Los Angeles ..... W, 26-24
Dec. 5, 1994 ..... vs. Los Angeles..... L, 24-17
Sept. 3, 1995..... at Oakland ..... L, 17-7
Nov. 27, 1995 ..... vs. Oakland.....W, 12-6
Sept. 22, 1996..... at Oakland ..... W, 40-34
Oct. 21, 1996..... vs. Oakland..... L, 23-14
Oct. 5, 1997..... at Oakland ..... W, 25-10
Nov. 16, 1997 ..... vs. Oakland..... L, 38-13
Oct. 11, 1998..... at Oakland .....L, 7-6
Dec. 20, 1998 ..... vs. Oakland..... L, 17-10
Nov. 14, 1999 ..... at Oakland ..... L, 28-9
Dec. 26, 1999 ..... vs. Oakland..... W, 23-20
Sept. 3, 2000..... at Oakland .....L, 9-6
Oct. 29, 2000..... vs. Oakland..... L, 15-13
Nov. 18, 2001 ..... at Oakland ..... L, 34-24
Dec. 15, 2001 ..... vs. Oakland..... L, 13-6
Oct. 20, 2002..... at Oakland .....W, 27-21 (OT)
Dec. 8, 2002 ..... vs. Oakland..... L, 27-7
Sept. 28, 2003..... at Oakland ..... L, 34-31 (OT)
Dec. 28, 2003 ..... vs. Oakland..... W, 21-14
Oct. 31, 2004..... vs. Oakland..... W, 42-14
Nov. 21, 2004 ..... at Oakland ..... W, 23-17
Oct. 16, 2005..... at Oakland ..... W, 27-14
Dec. 4, 2005 ..... vs. Oakland..... W, 34-10
Sept. 11, 2006..... at Oakland .....W, 27-0
Nov. 26, 2006 ..... vs. Oakland..... W, 21-14
Oct. 14, 2007..... vs. Oakland..... W, 28-14
Dec. 30, 2007 ..... at Oakland ..... W, 30-17
Sept. 28, 2008..... at Oakland ..... W, 28-18
Dec. 4, 2008 ..... vs. Oakland.....W, 34-7
Sept. 14, 2009..... at Oakland ..... W, 24-20
Nov. 1, 2009 ..... vs. Oakland..... W, 24-16
Oct. 10, 2010..... at Oakland ..... L, 35-27
Dec. 5, 2010 ..... vs. Oakland..... L, 28-13
Nov. 10, 2011 ..... vs. Oakland..... L, 24-17
Jan. 1, 2012 ..... at Oakland ..... W, 38-26
Sept. 10, 2012..... at Oakland ..... W, 22-14
Dec. 30, 2012 ..... vs. Oakland..... W, 24-21
Oct. 6, 2013..... at Oakland ..... L, 27-17
Dec. 22, 2013 ..... vs. Oakland..... W, 26-13
Oct. 12, 2014..... at Oakland ..... W, 31-28
Nov. 16, 2014 ..... vs. Oakland.....W, 13-6
Oct. 25, 2015..... vs. Oakland..... L, 37-29
Dec. 24, 2015 ..... at Oakland ..... L, 23-20 (OT)
Oct. 9, 2016..... at Oakland ..... L, 34-31
Dec. 18, 2016 ..... vs. Oakland..... L, 19-16
Oct. 15, 2017..... at Oakland ..... W, 17-16
Dec. 31, 2017 ..... vs. Oakland..... W, 30-10

†Known as Oakland Raiders (1960-81 and 1995-present) and Los Angeles Raiders (1982-94)

‡Ties were not counted in winning percentage until the 1972 season. Ties prior to 1972 are not calculated into the series winning percentage.

**AFC Championship*

PHILADELPHIA EAGLES

Regular Season (7-5-0, .583)

Oct. 6, 1974..... vs. Philadelphia ..... L, 13-7
Nov. 30, 1980 ..... vs. Philadelphia .... W, 22-21
Dec. 15, 1985 ..... vs. Philadelphia .... W, 20-14
Oct. 26, 1986..... at Philadelphia..... L, 23-7
Nov. 5, 1989 ..... vs. Philadelphia .... W, 20-17
Sept. 17, 1995..... at Philadelphia..... W, 27-21
Oct. 18, 1998..... vs. Philadelphia .... W, 13-10
Dec. 9, 2001..... at Philadelphia..... L, 24-14
Oct. 23, 2005..... at Philadelphia..... L, 20-17
Nov. 15, 2009 ..... vs. Philadelphia .... W, 31-23
Sept. 15, 2013..... at Philadelphia..... W, 33-30
Oct. 1, 2017..... vs. Philadelphia ..... L, 26-24

PITTSBURGH STEELERS

Regular Season (7-22-0, .241)
Postseason (2-1, .667)

Oct. 3, 1971..... at Pittsburgh..... L, 21-17
Dec. 17, 1972 ..... vs. Pittsburgh..... L, 24-2
Oct. 7, 1973..... at Pittsburgh..... L, 38-21
Sept. 21, 1975..... vs. Pittsburgh..... L, 37-0
Oct. 31, 1976..... at Pittsburgh..... L, 23-0
Dec. 18, 1977 ..... vs. Pittsburgh..... L, 10-9
Nov. 18, 1979 ..... vs. Pittsburgh.....W, 35-7
Dec. 22, 1980 ..... vs. Pittsburgh..... W, 26-17
Jan. 9, 1983..... at Pittsburgh*..... W, 31-28
Nov. 6, 1983 ..... at Pittsburgh..... L, 26-3
Nov. 25, 1984 ..... at Pittsburgh..... L, 52-24
Dec. 8, 1985..... vs. Pittsburgh..... W, 54-44
Dec. 13, 1987 ..... vs. Pittsburgh..... L, 20-16
Dec. 11, 1988 ..... vs. Pittsburgh..... W, 20-14
Nov. 19, 1989 ..... at Pittsburgh..... L, 20-17
Oct. 7, 1990..... at Pittsburgh..... L, 36-14
Sept. 1, 1991..... at Pittsburgh..... L, 26-20
Sept. 20, 1992..... vs. Pittsburgh..... L, 23-6
Oct. 10, 1993..... at Pittsburgh..... L, 16-3
Dec. 24, 1994 ..... vs. Pittsburgh..... W, 37-34
Jan. 15, 1995..... at Pittsburgh*** ... W, 17-13
Oct. 1, 1995..... at Pittsburgh..... L, 31-16
Dec. 8, 1996..... at Pittsburgh..... L, 16-3
Dec. 24, 2000 ..... vs. Pittsburgh..... L, 34-21
Dec. 21, 2003 ..... at Pittsburgh..... L, 40-24
Oct. 10, 2005..... vs. Pittsburgh..... L, 24-22
Oct. 8, 2006..... vs. Pittsburgh..... W, 23-13
Nov. 16, 2008 ..... at Pittsburgh..... L, 11-10
Jan. 11, 2009..... at Pittsburgh** ..... L, 35-24
Oct. 4, 2009..... at Pittsburgh..... L, 38-28
Dec. 9, 2012..... at Pittsburgh..... W, 34-24
Oct. 12, 2015..... vs. Pittsburgh..... L, 24-20

**AFC Wild Card*
***AFC Divisional*
****AFC Championship*

SAN FRANCISCO 49ERS

Regular Season (7-6-0, .538)
Postseason (0-1, .000)

Sept. 17, 1972..... at San Francisco ..... L, 34-3
Dec. 5, 1976..... vs. San Francisco .W, 13-7 (OT)
Sept. 30, 1979..... vs. San Francisco .....W, 31-9
Dec. 11, 1982 ..... at San Francisco .... W, 41-37
Nov. 27, 1988 ..... vs. San Francisco .... L, 48-10
Sept. 8, 1991..... at San Francisco ..... L, 34-14
Dec. 11, 1994 ..... vs. San Francisco .... L, 38-15
Jan. 29, 1995..... San Francisco* ..... L, 49-26
Nov. 23, 1997 ..... at San Francisco ..... L, 17-10
Dec. 3, 2000..... vs. San Francisco .... L, 45-17
Nov. 17, 2002 ..... vs. San Francisco W, 20-17 (OT)
Oct. 15, 2006..... at San Francisco .... W, 48-19
Dec. 16, 2010 ..... vs. San Francisco .....W, 34-7
Dec. 20, 2014 ..... at San Francisco .W, 38-35 (OT)

**Visiting team for Super Bowl XXIX, hosted in South Florida at Joe Robbie Stadium (Miami, Fla.).*

SEATTLE SEAHAWKS

Regular Season (24-26-0, .480)

Nov. 27, 1977 ..... at Seattle..... W, 30-28
Sept. 3, 1978..... at Seattle..... W, 24-20
Dec. 10, 1978 ..... vs. Seattle..... W, 37-10
Sept. 2, 1979..... at Seattle..... W, 33-16
Oct. 14, 1979..... vs. Seattle..... W, 20-10
Sept. 7, 1980..... at Seattle..... W, 34-13
Dec. 13, 1980 ..... vs. Seattle..... W, 21-14
Oct. 4, 1981..... vs. Seattle..... W, 24-10
Nov. 16, 1981 ..... at Seattle..... L, 44-23
Sept. 18, 1983..... at Seattle..... L, 34-31
Oct. 9, 1983..... vs. Seattle..... W, 28-21
Sept. 9, 1984..... at Seattle..... L, 31-17
Oct. 29, 1984..... vs. Seattle..... L, 24-0
Sept. 15, 1985..... vs. Seattle..... L, 49-35
Oct. 6, 1985..... at Seattle..... L, 26-21
Oct. 6, 1986..... at Seattle..... L, 33-7
Dec. 14, 1986 ..... vs. Seattle..... L, 34-24
Nov. 22, 1987 ..... at Seattle..... L, 34-3
Sept. 18, 1988..... vs. Seattle.....W, 17-6
Oct. 30, 1988..... at Seattle..... L, 17-14
Oct. 15, 1989..... vs. Seattle..... L, 17-16
Oct. 29, 1989..... at Seattle..... L, 10-7
Nov. 4, 1990 ..... at Seattle..... W, 31-14
Nov. 25, 1990 ..... vs. Seattle..... L, 13-10 (OT)
Oct. 27, 1991..... at Seattle..... L, 20-9
Nov. 10, 1991 ..... vs. Seattle..... W, 17-14
Oct. 4, 1992..... vs. Seattle.....W, 17-6
Dec. 27, 1992 ..... at Seattle..... W, 31-14
Sept. 5, 1993..... vs. Seattle..... W, 18-12
Oct. 3, 1993..... at Seattle..... L, 31-14
Sept. 18, 1994..... at Seattle..... W, 24-10
Oct. 30, 1994..... vs. Seattle..... W, 35-15
Sept. 10, 1995..... vs. Seattle..... W, 14-10
Oct. 22, 1995..... at Seattle..... W, 35-25
Sept. 1, 1996..... vs. Seattle.....W, 29-7
Oct. 27, 1996..... at Seattle..... L, 32-13
Sept. 21, 1997..... at Seattle..... L, 26-22
Nov. 9, 1997 ..... vs. Seattle..... L, 37-31
Oct. 25, 1998..... vs. Seattle..... L, 27-20
Dec. 13, 1998 ..... at Seattle..... L, 38-17
Oct. 17, 1999..... vs. Seattle..... W, 13-10
Dec. 12, 1999 ..... at Seattle..... W, 19-16
Sept. 24, 2000..... vs. Seattle..... L, 20-12
Nov. 5, 2000 ..... at Seattle..... L, 17-15
Dec. 2, 2001 ..... at Seattle..... L, 13-10 (OT)
Dec. 30, 2001 ..... vs. Seattle..... L, 25-22
Dec. 29, 2002 ..... vs. Seattle..... L, 31-28 (OT)
Dec. 24, 2006 ..... at Seattle..... W, 20-17
Sept. 26, 2010..... at Seattle..... L, 27-20
Sept. 14, 2014..... vs. Seattle..... W, 30-21

TAMPA BAY BUCCANEERS

Regular Season (8-3-0, .727)

Sept. 19, 1976..... at Tampa Bay .....W, 23-0
Dec. 13, 1981 ..... at Tampa Bay ..... W, 24-23
Oct. 11, 1987..... at Tampa Bay ..... W, 17-13
Oct. 28, 1990..... vs. Tampa Bay..... W, 41-10
Nov. 22, 1992 ..... vs. Tampa Bay..... W, 29-14
Jan. 2, 1994..... at Tampa Bay ..... W, 32-17
Nov. 17, 1996 ..... vs. Tampa Bay..... L, 25-17
Dec. 12, 2004 ..... vs. Tampa Bay..... W, 31-24
Dec. 21, 2008 ..... at Tampa Bay ..... W, 41-24
Nov. 11, 2012 ..... at Tampa Bay ..... L, 34-24
Dec. 4, 2016..... vs. Tampa Bay..... L, 28-21

TENNESSEE TITANS

Regular Season (26-14-1, .650)‡
Postseason (0-1, .000)

Sept. 18, 1960..... at Houston ..... L, 38-28
Nov. 13, 1960 ..... vs. Houston..... W, 24-21
Jan. 1, 1961..... at Houston* ..... L, 24-16
Sept. 24, 1961..... vs. Houston..... W, 34-24
Dec. 3, 1961..... at Houston ..... L, 33-13
Dec. 24, 1961 ..... vs. Houston*..... L, 10-3
Sept. 23, 1962..... vs. Houston..... L, 42-17
Nov. 25, 1962 ..... at Houston ..... L, 33-27
Dec. 1, 1963..... vs. Houston.....W, 27-0
Dec. 15, 1963 ..... at Houston ..... W, 20-14
Sept. 12, 1964..... vs. Houston..... W, 27-21
Oct. 25, 1964..... at Houston ..... W, 20-17

Oct. 3, 1965 ..... vs. Houston..... W, 31-14
Dec. 12, 1965 ..... at Houston ..... W, 37-26
Dec. 4, 1966..... at Houston ..... W, 28-22
Sept. 24, 1967..... vs. Houston..... W, 13-3
Dec. 16, 1967 ..... at Houston ..... L, 24-17
Sept. 21, 1968..... vs. Houston..... W, 30-14
Nov. 27, 1969 ..... at Houston ..... W, 21-17
Oct. 25, 1970..... vs. Houston‡..... T, 31-31
Dec. 19, 1971 ..... at Houston ..... L, 49-33
Nov. 26, 1972 ..... vs. Houston..... W, 34-20
Sept. 15, 1974..... at Houston ..... L, 21-14
Sept. 28, 1975..... at Houston ..... L, 33-17
Oct. 17. 1976..... vs. Houston..... W, 30-27
Dec. 17, 1978 ..... at Houston ..... W, 45-24
Dec. 29, 1979 ..... vs. Houston*** ..... L, 17-14
Sept. 16, 1984..... vs. Houston..... W, 31-14
Nov. 24, 1985 ..... at Houston ..... L, 37-35
Dec. 7, 1986..... vs. Houston..... W, 27-0
Dec. 6, 1987..... at Houston ..... L, 33-18
Sept. 17, 1989..... vs. Houston..... L, 34-27
Sept. 30, 1990..... vs. Houston..... L, 17-7
Sept. 27, 1992..... at Houston ..... L, 27-0
Sept. 19, 1993..... vs. Houston..... W, 18-17
Sept. 13, 1998..... at Tennessee..... W, 13-7
Oct. 3, 2004 ..... vs. Tennessee..... W, 38-17
Sept. 17, 2006..... vs. Tennessee..... W, 40-7
Dec. 9, 2007..... at Tennessee.... W, 23-17 (OT)
Jan. 6, 2008..... vs. Tennessee**..... W, 17-6
Dec. 25, 2009 ..... at Tennessee..... W, 42-17
Oct. 31, 2010..... vs. Tennessee..... W, 33-25
Sept. 16, 2012..... vs. Tennessee..... W, 38-10
Sept. 22, 2013..... at Tennessee..... L, 20-17
Nov. 6, 2016 ..... vs. Tennessee..... W, 43-35

†Known as Houston Oilers (1960-96) and Tennessee Oilers (1997-98)

‡Ties were not counted in winning percentage until the 1972 season. Ties prior to 1972 are not calculated into the series winning percentage.

**AFL Championship*

***AFC Wild Card*

****AFC Divisional*

WASHINGTON REDSKINS

Regular Season (4-7-0, .364)

Sept. 16, 1973..... at Washington ..... L, 38-0
Dec. 7, 1980..... at Washington ..... L, 40-17
Oct. 31, 1983..... vs. Washington ..... L, 27-24
Sept. 21, 1986..... vs. Washington ..... L, 30-27
Dec. 10, 1989 ..... at Washington ..... L, 26-21
Dec. 6, 1998..... at Washington ..... L, 24-20
Sept. 9, 2001..... vs. Washington .....W, 30-3
Nov. 27, 2005 ..... at Washington . .W, 23-17 (OT)
Jan. 3, 2010..... vs. Washington .... W, 23-20
Nov. 3, 2013 ..... at Washington .. L, 30-24 (OT)
Dec. 10, 2017 ..... vs. Washington .... W, 30-13

PRESEASON RESULTS

2017 (1-3)
Aug. 13 vs. Seattle Seahawks. . . . . L, 48-17
Aug. 20 vs. New Orleans Saints . . . . . L, 13-7
Aug. 26 at Los Angeles Rams . . . . . W, 21-19
Aug. 31 at San Francisco 49ers . . . . . L, 23-13

2016 (1-3)
Aug. 13 at Tennessee Titans. . . . . L, 27-10
Aug. 19 vs. Arizona Cardinals . . . . . .W, 19-3
Aug. 28 at Minnesota Vikings . . . . . L, 23-10
Sept. 1 vs. San Francisco 49ers. . . . . L, 31-21

2015 (2-2)
Aug. 13 vs. Dallas Cowboys . . . . . .W, 17-7
Aug. 22 at Arizona Cardinals . . . . . W, 22-19
Aug. 29 vs. Seattle Seahawks. . . . . L, 16-15
Sept. 3 at San Francisco 49ers . . . . . L, 14-12

2014 (2-2)
Aug. 7 vs. Dallas Cowboys . . . . . .W, 27-7
Aug. 15 at Seattle Seahawks . . . . . L, 41-14
Aug. 24 at San Francisco 49ers . . . . . L, 21-7
Aug. 28 vs. Arizona Cardinals . . . . . .W, 12-9

2013 (1-3)
Aug. 8 vs. Seattle Seahawks. . . . . L, 31-10
Aug. 15 at Chicago Bears . . . . . L, 33-28
Aug. 24 at Arizona Cardinals . . . . . .W, 24-7
Aug. 29 vs. San Francisco 49ers. . . . . L, 41-6

2012 (3-1)
Aug. 9 vs. Green Bay Packers. . . . . W, 21-13
Aug. 18 vs. Dallas Cowboys . . . . . W, 28-20
Aug. 24 at Minnesota Vikings . . . . . W, 12-10
Aug. 30 at San Francisco 49ers . . . . . L, 35-3

2011 (2-2)
Aug. 11 vs. Seattle Seahawks. . . . . L, 24-17
Aug. 21 at Dallas Cowboys. . . . . .W, 20-7
Aug. 27 at Arizona Cardinals . . . . . W, 34-31
Sept. 1 vs. San Francisco 49ers. . . . . L, 20-17

2010 (1-3)
Aug. 14 vs. Chicago Bears . . . . . W, 25-10
Aug. 21 vs. Dallas Cowboys . . . . . L, 16-14
Aug. 27 at New Orleans Saints. . . . . L, 36-21
Sept. 2 at San Francisco 49ers . . . . . L, 17-14

2009 (2-2)
Aug. 15 vs. Seattle Seahawks. . . . . L, 20-14
Aug. 22 at Arizona Cardinals . . . . . .W, 17-6
Aug. 29 at Atlanta Falcons . . . . . L, 27-24
Sept. 4 vs. San Francisco 49ers. . . . . .W, 26-7

2008 (3-1)
Aug. 9 vs. Dallas Cowboys . . . . . W, 31-17
Aug. 16 at St. Louis Rams. . . . . .L, 7-6
Aug. 25 vs. Seattle Seahawks. . . . . W, 18-17
Aug. 29 at San Francisco 49ers . . . . . W, 20-17

2007 (3-1)
Aug. 12 vs. Seattle Seahawks. . . . . L, 24-16
Aug. 18 at St. Louis Rams. . . . . W, 30-13
Aug. 25 at Arizona Cardinals . . . . . W, 33-31
Aug. 30 vs. San Francisco 49ers. . . . . W, 16-13

2006 (2-2)
Aug. 12 vs. Green Bay Packers. . . . . .W, 17-3
Aug. 18 at Chicago Bears . . . . . L, 24-3
Aug. 26 vs. Seattle Seahawks. . . . . W, 31-20
Sept. 1 at San Francisco 49ers . . . . . L, 23-14

2005 (2-2)
Aug. 11 at Green Bay Packers . . . . . L, 10-7
Aug. 21 vs. St. Louis Rams . . . . . W, 36-21
Aug. 26 at Minnesota Vikings . . . . . L, 19-16
Sept. 1 vs. San Francisco 49ers. . . . . W, 28-24

2004 (2-2)
Aug. 14 vs. Indianapolis Colts . . . . . L, 21-17
Aug. 21 at Arizona Cardinals . . . . . W, 38-13
Aug. 27 vs. Seattle Seahawks. . . . . L, 26-20
Sept. 2 at San Francisco 49ers . . . . . W, 31-15

2003 (2-2)
Aug. 9 at Seattle Seahawks . . . . . L, 20-7
Aug. 16 vs. Arizona Cardinals . . . . . L, 16-10
Aug. 23 at Houston Texans. . . . . W, 19-17
Aug. 29 vs. San Francisco 49ers. . . . . .W, 24-3

2002 (2-2)
Aug. 10 vs. Arizona Cardinals . . . . . L, 24-14
Aug. 16 vs. Seattle Seahawks. . . . . W, 24-14
Aug. 22 at St. Louis Rams. . . . . W, 31-10
Aug. 28 at San Francisco 49ers . . . . . L, 27-3

2001 (3-1)
Aug. 11 vs. San Francisco 49ers. . . . . W, 25-24
Aug. 18 at Miami Dolphins . . . . W, 23-20 (OT)
Aug. 25 vs. St. Louis Rams . . . . . W, 13-10 (OT)
Aug. 31 at Arizona Cardinals . . . . . L, 16-3

2000 (4-0)
Aug. 5 at San Francisco 49ers . . . . . W, 23-20
Aug. 12 vs. Minnesota Vikings . . . . . .W, 31-7
Aug. 18 at Atlanta Falcons . . . . . W, 28-14
Aug. 25 vs. Arizona Cardinals . . . . . W, 24-20

1999 (0-5)
Aug. 8 vs. Denver Broncos* . . . . . L, 20-17
* – Played at Stadium Australia in Sydney, Australia
Aug. 12 at San Francisco 49ers . . . . . L, 31-24
Aug. 21 vs. Miami Dolphins. . . . . L, 13-10
Aug. 28 at St. Louis Rams. . . . . L, 24-21
Sept. 3 vs. Kansas City Chiefs . . . . . L, 34-27

1998 (3-1)
Aug. 8 vs. San Francisco 49ers. . . . . W, 27-21
Aug. 15 vs. St. Louis Rams . . . . . W, 41-27
Aug. 22 at Indianapolis Colts. . . . . .W, 33-3
Aug. 28 at Minnesota Vikings . . . . . L, 42-28

1997 (3-1)
July 26 at Dallas Cowboys* . . . . . L, 9-3**
* – Played at Sun Bowl Stadium in El Paso, Texas
** – Game was a scrimmage and did not count in preseason record
Aug. 2 vs. San Francisco 49ers. . . . . W, 20-13
Aug. 9 vs. Indianapolis Colts . . . . . W, 23-17
Aug. 16 at Tennessee Oilers. . . . . .W, 21-7
Aug. 22 at Minnesota Vikings . . . . . L, 28-22

1996 (2-3)
July 27 at Pittsburgh Steelers* . . . . . W, 20-10
* – Played at Tokyo Dome in Tokyo, Japan
Aug. 3 at Minnesota Vikings . . . L, 23-20 (OT)
Aug. 10 at San Francisco 49ers . . L, 16-13 (OT)
Aug. 17 vs. Arizona Cardinals . . . . . W, 32-10
Aug. 23 at St. Louis Rams. . . . . L, 37-34

1995 (1-2)
Aug. 7 vs. Minnesota Vikings . . . . . L, 23-19
Aug. 13 vs. San Francisco 49ers. . . . . L, 17-6
Aug. 19 at Houston Oilers* . . . . . –**
* – Played at Alamodome in San Antonio, Texas
** – Game cancelled due to unsafe field conditions
Aug. 25 vs. St. Louis Rams . . . . . .W, 17-9

1994 (1-4)
July 30 at Atlanta Falcons* . . . . . L, 21-17
* – Hall of Fame Game played at Fawcett Stadium in Canton, Ohio
Aug. 6 at Houston Oilers* . . . . . L, 31-3
* – Played at Alamodome in San Antonio, Texas
Aug. 13 vs. New York Giants* . . . . . L, 28-20
* – Played at Olympia Stadion in Berlin, Germany
Aug. 18 vs. San Francisco 49ers. . . . . L, 30-24
Aug. 25 vs. Los Angeles Rams . . . . . .W, 24-6

1993 (3-1)
Aug. 7 vs. New England Patriots . . . . .W, 13-7
Aug. 14 at Los Angeles Rams. . . . . W, 23-17
Aug. 21 vs. Phoenix Cardinals . . . . . .W, 10-3
Aug. 28 at San Francisco 49ers . . . . . L, 30-14

1992 (2-2)
Aug. 8 at Phoenix Cardinals. . . . . L, 35-14
Aug. 14 at New England Patriots. . . . W, 20-10
Aug. 21 vs. San Francisco 49ers. . . . . L, 20-14
Aug. 27 vs. Los Angeles Rams . . . . . W, 30-19

1991 (1-3)
Aug. 3 vs. Houston Oilers. . . . . W, 31-29
Aug. 12 at Los Angeles Rams. . . . . L, 24-3
Aug. 19 at San Francisco 49ers . . . . . L, 24-13
Aug. 23 vs. Los Angeles Raiders . . . . . L, 17-7

1990 (3-1)
Aug. 11 vs. Dallas Cowboys . . . . . W, 28-16
Aug. 18 at Los Angeles Rams. . . . . W, 30-27
Aug. 25 vs. San Francisco 49ers. . . . . W, 29-28
Sept. 1 at Los Angeles Raiders . . . . . L, 34-7

1989 (2-2)
Aug. 13 vs. Dallas Cowboys . . . . . L, 20-3
Aug. 19 at Chicago Bears . . . . . .W, 24-7
Aug. 23 at San Francisco 49ers . . . . . L, 17-14
Sept. 1 vs. Phoenix Cardinals. . . . . W, 21-20

1988 (1-3)
Aug. 6 vs. Dallas Cowboys . . . . . W, 24-21
Aug. 13 at Los Angeles Rams. . . . . L, 27-6
Aug. 20 vs. San Francisco 49ers. . . . . L, 34-27
Aug. 26 vs. Los Angeles Rams . . . . . L, 31-24

1987 (2-2)
Aug. 15 vs. Dallas Cowboys . . . . . .W, 29-0
Aug. 23 vs. Los Angeles Rams . . . . . L, 23-21
Aug. 24 at San Francisco 49ers . . . . . L, 17-3
Sept. 4 vs. New York Jets . . . . . .W, 30-6

1986 (3-1)
Aug. 9 vs. Dallas Cowboys . . . . . .W, 20-0
Aug. 16 vs. Philadelphia Eagles . . . . W, 45-38
Aug. 23 at Los Angeles Rams. . . . . L, 20-17
Aug. 29 vs. St. Louis Cardinals. . . . . W, 24-17

1985 (2-2)
Aug. 10 vs. Cleveland Browns . . . . . .W, 12-7
Aug. 17 vs. Dallas Cowboys . . . . . L, 27-24
Aug. 24 at San Francisco 49ers . . . . . L, 25-10
Aug. 30 vs. New Orleans Saints. . . . . W, 21-20

1984 (2-2)
Aug. 4 vs. Los Angeles Rams . . . . . W, 17-10
Aug. 11 vs. Dallas Cowboys . . . . . L, 24-13
Aug. 18 vs. San Francisco 49ers. . . . . W, 35-15
Aug. 23 at Los Angeles Rams. . . . . L, 47-14

1983 (2-2)
Aug. 6 at Los Angeles Rams. . . . . L, 34-20
Aug. 13 vs. Philadelphia Eagles . . . . . L, 21-20
Aug. 20 vs. San Francisco 49ers. . . . . .W, 24-7
Aug. 26 vs. Los Angeles Rams . . . . . W, 27-17

1982 (2-2)
Aug. 16 vs. Chicago Bears . . . . . W, 28-27
Aug. 21 vs. Dallas Cowboys . . . . . L, 26-16
Aug. 28 vs. San Francisco 49ers. . . . . .W, 23-9
Sept. 4 at Los Angeles Rams. . . . . L, 20-14

1981 (2-2)
Aug. 8 vs. St. Louis Cardinals. . . . . L, 12-10
Aug. 15 at San Francisco 49ers . . . . . W, 31-28
Aug. 21 vs. Los Angeles Rams . . . . . W, 33-29
Aug. 28 vs. Buffalo Bills . . . . . L, 30-24

1980 (1-3-1)
Aug. 2 at Green Bay Packers* . . . . . .T, 0-0**
* – Hall of Fame Game played at Fawcett Stadium in Canton, Ohio
** – Game was stopped with 5:29 left in the fourth quarter due to severe thunder and lightning
Aug. 9 at Minnesota Vikings . . . . . L, 27-17
Aug. 16 vs. San Francisco 49ers. . . . . L, 17-14
Aug. 23 vs. Atlanta Falcons . . . . . .W, 17-9
Aug. 30 at Los Angeles Rams. . . . . L, 34-17

1979 (2-2)
Aug. 4 at San Francisco 49ers ..... L, 13-10
Aug. 11 vs. Minnesota Vikings .....W, 19-0
Aug. 18 at New York Giants .....W, 7-3
Aug. 25 at Los Angeles Rams..... L, 23-7

1978 (2-2)
Aug. 4 at Seattle Seahawks ..... L, 17-9
Aug. 12 at Los Angeles Rams.....W, 17-0
Aug. 19 vs. New York Jets ..... L, 23-10
Aug. 26 at New York Giants .....W, 17-6

1977 (4-2)
Aug. 6 at Dallas Cowboys..... L, 34-14
Aug. 13 vs. San Francisco 49ers..... W, 32-13
Aug. 20 vs. New York Giants ..... W, 29-17
Aug. 27 at Oakland Raiders ..... L, 35-7
Sept. 1 at Los Angeles Rams..... W, 26-25
Sept. 11 vs. Seattle Seahawks..... W, 38-20

1976 (3-3)
July 31 vs. Philadelphia Eagles .....W, 20-7
Aug. 6 vs. New England Patriots* .. W, 26-17
* – Played at Owen Field in Norman, Okla.
Aug. 16 vs. St. Louis Cardinals*..... L, 20-10
* – Played at Korakuen Stadium in Tokyo, Japan
Aug. 21 at San Francisco 49ers* ..... L, 17-16
* – Played at Aloha Stadium in Honolulu, Hawaii
Aug. 29 at Seattle Seahawks ..... L, 17-16
Sept. 4 vs. New York Giants ..... W, 14-13

1975 (1-4-1)
Aug. 9 vs. Chicago Bears ..... L, 22-0
Aug. 16 vs. New York Giants ..... L, 17-7
Aug. 21 vs. San Francisco 49ers.....W, 20-7
Aug. 30 at St. Louis Cardinals ..... L, 14-9
Sept. 7 at New England Patriots..... L, 31-24
Sept. 13 at Minnesota Vikings ... T, 14-14 (OT)

1974 (2-4)
Aug. 3 vs. San Francisco 49ers.....W, 20-6
Aug. 10 vs. New York Jets ..... W, 20-14
Aug. 18 at St. Louis Cardinals* ..... L, 48-14
* – Played at Husky Stadium in Seattle, Wash.
Aug. 24 vs. New England Patriots .... L, 23-14
Aug. 31 vs. Los Angeles Rams ..... L, 30-16
Sept. 7 at Minnesota Vikings ..... L, 42-0

1973 (1-5)
Aug. 4 vs. New York Giants ..... L, 28-3
Aug. 11 vs. St. Louis Cardinals..... L, 17-13
Aug. 19 at San Francisco 49ers ..... L, 19-7
Aug. 25 vs. Philadelphia Eagles .... W, 24-17
Aug. 31 at Los Angeles Rams..... L, 30-17
Sept. 8 vs. Minnesota Vikings ..... L, 24-16

1972 (4-1-1)
Aug. 5 vs. Atlanta Falcons .....W, 30-7
Aug. 12 at Minnesota Vikings ..... L, 24-13
Aug. 19 vs. San Francisco 49ers..... W, 17-16
Aug. 26 at New Orleans Saints..... W, 16-14
Sept. 2 vs. Los Angeles Rams ..... W, 14-13
Sept. 6 vs. New York Jets ..... T, 20-20

1971 (4-2)
Aug. 7 vs. Washington Redskins... W, 19-10
Aug. 14 vs. Minnesota Vikings ..... L, 34-7
Aug. 22 at San Francisco 49ers ..... L, 28-17
Aug. 28 vs. New Orleans Saints.....W, 22-7
Sept. 3 at Los Angeles Rams..... W, 20-14
Sept. 11 vs. Atlanta Falcons ..... W, 21-14

1970 (3-3)
Aug. 8 vs. Dallas Cowboys ..... L, 20-10
Aug. 15 vs. New York Giants ..... W, 30-27
Aug. 24 vs. Chicago Bears .....W, 14-9
Aug. 29 vs. Los Angeles Rams ..... L, 16-14
Sept. 5 at St. Louis Cardinals* ..... W, 38-27
* – Played at Municipal Stadium in Cleveland, Ohio
Sept. 12 at New Orleans Saints..... L, 20-14

1969 (2-2-1)
Aug. 2 vs. Baltimore Colts ..... L, 26-6
Aug. 9 vs. New Orleans Saints.....W, 10-7
Aug. 16 vs. Oakland Raiders .....W, 10-7
Aug. 23 vs. Cleveland Browns ..... T, 19-19
Aug. 30 vs. Los Angeles Rams ..... L, 24-14

1968 (3-2)
Aug. 3 vs. San Francisco 49ers..... W, 30-18
Aug. 10 at Oakland Raiders ..... L, 31-7
Aug. 17 vs. Pittsburgh Steelers ..... L, 36-33
Aug. 24 vs. Los Angeles Rams ..... W, 35-13
Aug. 30 at Denver Broncos*.....W, 6-3
* – Played at Alamo Stadium in San Antonio, Texas

1967 (1-4)
Aug. 5 at Oakland Raiders ..... L, 24-23
Aug. 12 at Miami Dolphins ..... W, 20-14
Aug. 20 vs. Detroit Lions..... L, 38-17
Aug. 27 vs. Los Angeles Rams ..... L, 50-7
Sept. 2 vs. Pittsburgh Steelers ..... L, 16-7

1966 (2-2)
Aug. 6 vs. Miami Dolphins..... W, 38-10
Aug. 13 vs. Oakland Raiders ..... L, 14-7
Aug. 20 vs. Kansas City Chiefs*..... L, 31-21
* – Played at Anaheim Stadium in Anaheim, Calif.
Aug. 27 vs. Boston Patriots ..... W, 31-13

1965 (3-2)
Aug. 7 vs. Oakland Raiders ..... L, 10-3
Aug. 15 at Kansas City Chiefs..... W, 31-10
Aug. 21 at Denver Broncos.....W, 21-6
Aug. 28 vs. Oakland Raiders* ..... W, 46-17
* – Played at Multnomah Stadium in Portland, Ore.
Sept. 4 vs. Houston Oilers*..... L, 13-10
* – Played at War Memorial Stadium in Little Rock, Ark.

1964 (4-1)
Aug. 8 vs. Denver Broncos..... W, 34-20
Aug. 15 vs. Houston Oilers*..... W, 44-38
* – Played at War Memorial Stadium in Little Rock, Ark.
Aug. 22 at Kansas City Chiefs..... W, 26-14
Aug. 29 vs. New York Jets* ..... L, 34-6
* – Played at Cheney Stadium in Atlanta, Ga.
Sept. 5 vs. Oakland Raiders ..... W, 24-10

1963 (4-1)
Aug. 3 vs. Kansas City Chiefs..... W, 26-14
Aug. 10 vs. Boston Patriots ..... W, 50-17
Aug. 17 at Denver Broncos..... L, 31-25
Aug. 22 at Houston Oilers .....W, 21-3
Aug. 31 vs. Oakland Raiders .....W, 13-3

1962 (4-0)
Aug. 11 vs. Dallas Texans.....W, 17-0
Aug. 18 vs. Denver Broncos..... W, 31-24
Aug. 26 at Oakland Raiders ..... W, 33-27
Sept. 1 vs. Titans of New York.....W, 14-9

1961 (4-0)
Aug. 6 vs. Houston Oilers..... W, 27-14
Aug. 11 vs. Houston Oilers*..... W, 46-28
* – Played at Honolulu Stadium in Honolulu, Hawaii
Aug. 27 vs. Oakland Raiders .....W, 35-7
Sept. 3 vs. Dallas Texans..... W, 31-10

1960 (4-0)
Aug. 6 vs. Titans of New York.....W, 27-7
Aug. 11 vs. Houston Oilers..... W, 22-13
Aug. 19 at Oakland Raiders ..... W, 24-17
Sept. 2 vs. Denver Broncos..... W, 36-30

CHARGERS POSTSEASON RESULTS

11-17 overall (.393)

Date	Opponent	W-L	Score	Date	Opponent	W-L	Score
Jan. 1, 1961+	at Houston	L	16-24	Jan. 8, 1995**	Miami	W	22-21
Dec. 24, 1961+	Houston	L	3-10	Jan. 15, 1995***	at Pittsburgh	W	17-13
Jan. 5, 1964+	Boston	W	51-10	Jan. 29, 1995++	San Francisco	L	26-49
Dec. 27, 1964+	at Buffalo	L	7-20	Dec. 31, 1995*	Indianapolis	L	20-35
Dec. 26, 1965+	Buffalo	L	0-23	Jan. 8, 2005*	New York Jets	L	17-20, OT
Dec. 29, 1979*	Houston	L	14-17	Jan. 14, 2007**	New England	L	21-24
Jan. 3, 1981**	Buffalo	W	20-14	Jan. 6, 2008*	Tennessee	W	17-6
Jan. 11, 1981***	Oakland	L	27-34	Jan. 13, 2008**	at Indianapolis	W	28-24
Jan. 2, 1982**	at Miami	W	41-38, OT	Jan. 20, 2008***	at New England	L	12-21
Jan. 10, 1982***	at Cincinnati	L	7-27	Jan. 3, 2009*	Indianapolis	W	23-17, OT
Jan. 9, 1983*	at Pittsburgh	W	31-28	Jan. 11, 2009**	at Pittsburgh	L	24-35
Jan. 16, 1983**	at Miami	L	13-34	Jan. 18, 2010**	New York Jets	L	14-17
Jan. 2, 1993*	Kansas City	W	17-0	Jan. 5, 2014*	at Cincinnati	W	27-10
Jan. 10, 1993**	at Miami	L	0-31	Jan. 12, 2014**	at Denver	L	17-24

+ AFL Championship Game * AFC Wild Card Playoffs ** AFC Divisional Playoffs
***AFC Championship Game ++Super Bowl

POSTSEASON HISTORY

2013 AFC Divisional Playoffs
Denver Broncos 24, San Diego Chargers 17
Sunday, Jan. 12, 2014 - Sports Authority Field (Denver, CO)

The Chargers' storybook season came to an end on Jan. 12 in the AFC Divisional Playoffs at Denver's Sports Authority Field as the Broncos defeated the Bolts, 24-17, to eliminate San Diego from the AFC Playoffs. Weather was a factor early in the game as winds at kickoff were blowing across the field at 17 mph with gusts up to 27 mph. Despite the unfavorable conditions, the Chargers didn't go down without a fight, rallying from a 17-point deficit to get within seven points late in the fourth quarter. Down 24-7 with 8:12 left in the fourth quarter, the Chargers scored a touchdown, recovered an onside kick and kicked a field goal to get within seven points at 24-17. That would be as close as the Chargers would get, however, as Denver took possession with 3:53 remaining in the game and converted two first downs, including a 3rd-and-17, to run out the clock and advance to the AFC Championship Game.

Score by Quarters	Q1	Q2	Q3	Q4	Total
San Diego Chargers	0	0	0	17	17
Denver Broncos	7	7	3	7	24

Tm	Qtr	Time	Play Description (PAT & Drive)	SD	DEN
DEN	1	2:25	Thomas 2 yd pass from Manning (Prater kick) (14-86, 7:01)	0	7
DEN	2	6:00	Welker 3 yd pass from Manning (Prater kick) (9-57, 5:13)	0	14
DEN	3	9:35	Prater 45 yd. Field Goal (12-37, 5:25)	0	17
SD	4	12:59	Allen 16 yd. pass from Rivers (Novak kick) (6-63, 3:08)	7	17
DEN	4	8:12	Moreno 3 yd run (Prater kick) (9-81, 4:47)	7	24
SD	4	5:43	Allen 16 yd pass from Rivers (Novak kick) (7-80, 2:29)	14	24
SD	4	3:53	Novak 30 yd Field Goal (8-48, 1:50)	17	24

Attendance – 76,969

Team Statistics	SD	DEN		SD	DEN
TOTAL FIRST DOWNS	13	26	Blocked	0	0
Rushing	1	13	FGs - PATs Blocked	0-0	0-0
Passing	10	11	Net Punting Avg.	30.3	0.0
Penalty	2	2	TOTAL RETURN YARDS	0	143
3RD DOWN EFF	4-12-33%	9-13-69%	Punt Returns	0-0	3-66
4TH DOWN EFF	1-1-100%	0-0-0%	Kickoff Returns	0-0	3-77
TOTAL NET YARDS	259	363	Interception Returns	1-0	0-0
Total Plays	49	70	PENALTIES No. and Yds.	8-63	6-50
Average / play	5.3	5.2	FUMBLES No. and Lost	0-0	1-1
NET YARDS RUSHING	65	133	TOUCHDOWNS	2	3
Total Plays	18	34	Rushing	0	1
Average / play	3.6	3.9	Passing	2	2
TFLs - Yards Lost	0-0	2-3	EXTRA POINTS	2-2	3-3
NET YARDS PASSING	194	230	Kicking	2-2	3-3
Sacked - Yards Lost	4-23	0-0	FIELD GOALS	1-2	1-2
Gross yards	217	230	RED ZONE EFF	2-3-67%	3-4-75%
ATT-COMP-INT	27-18-0	36-25-1	GOAL TO GO EFF	0-0-0%	3-4-75%
Avg / Play	6.3	6.4	SAFETIES	0	0
KICKOFFS-In EZ-TB	4-2-0	5-5-5	FINAL SCORE	17	24
PUNTS No. and Avg.	4-51.8	0-0.0	TIME OF POSS	24:33	35:27

SAN DIEGO

Rushing	No	Yds	Avg	Lg	TD
Woodhead	9	29	3.2	8	0
Mathews	5	26	5.2	16	0
Rivers	3	10	3.3	6	0
Brown	1	0	0.0	0	0

Passing	A	C	Yds	S-L	TD	Lg	IN	Rt
Rivers	27	18	217	4-23	2	49	0	115.8

Receiving	No	Yds	Avg	Lg	TD
Allen	6	142	23.7	49	2
Brown	4	18	4.5	5	0
Woodhead	3	10	3.3	7	0
Gates	2	10	5.0	5	0
Green	2	7	3.5	5	0
Royal	1	30	30.0	30	0
Brown	0	0	0.0	0	0

INT	No	Yds	Avg	Lg	TD
Butler	1	0	0.0	0	0

Punting	No	Yds	Avg	Net	TB	I20	Lg
Scifres	4	207	51.8	30.3	1	1	62

Punt Ret	No	Yds	Avg	FC	Lg	TD
None						

KO Ret	No	Yds	Avg	Lg	TD
None					

DENVER

Rushing	No	Yds	Avg	Lg	TD
Moreno	23	82	3.6	14	1
Ball	10	52	5.2	9	0
Manning	1	-1	-1.0	-1	0

Passing	A	C	Yds	S-L	TD	Lg	IN	Rt
Manning	36	25	230	0-0	2	21	1	93.5

Receiving	No	Yds	Avg	Lg	TD
Thomas	8	54	6.8	9	1
Thomas	6	76	12.7	21	0
Welker	6	38	6.3	8	1
Decker	2	32	16.0	19	0
Caldwell	1	15	15.0	15	0
Moreno	1	12	12.0	12	0
Green	1	3	3.0	3	0

INT	No	Yds	Avg	Lg	TD
None					

Punting	No	Yds	Avg	Net	TB	I20	Lg
None							

Punt Ret	No	Yds	Avg	FC	Lg	TD
Decker	3	66	22.0	0	47	0

KO Ret	No	Yds	Avg	Lg	TD
Holliday	3	77	25.7	37	0

2013 AFC Wild Card Playoffs
San Diego Chargers 27, Cincinnati Bengals 10
Sunday, Jan. 5, 2014 - Paul Brown Stadium (Cincinnati, OH)

The Chargers defeated the Cincinnati Bengals, 27-10, in the AFC Wild Card Playoffs at Paul Brown Stadium for their first post-season victory since Jan. 2009. It was the Chargers' first-ever playoff win over the Bengals. In earning the victory, the Chargers outperformed the Bengals in two key areas. The Bolts racked up a season-high four takeaways with two interceptions and two fumble recoveries, and they rushed for a season-high 196 yards. Cincinnati led at the half, 10-7, but the Chargers completely dominated the game on defense in the second half, pitching a shutout as the Bolts outscored the Bengals 20-0. Cincinnati's first six drives of the second half ended with a punt after a third-down sack, a fumble, two interceptions and two drives that ended on downs. A seventh ended with the clock reaching 0:00. And in addition to the four takeaways, the Chargers' defense recorded three sacks, five tackles for loss and eight passes defensed.

Score by Quarters	Q1	Q2	Q3	Q4	Total
San Diego Chargers	7	0	10	10	27
Cincinnati Bengals	0	10	0	0	10

Tm	Qtr	Time	Play Description (PAT & Drive)	SD	CIN
SD	1	0:48	Woodhead 5 yd run (Novak kick) (12-86, 6:56)	7	0
CIN	2	5:59	Gresham 4 yd pass from Dalton (Nugent kick) (10-60, 6:07)	7	7
CIN	2	0:00	Nugent 46 yd Field Goal (6-40, 1:14)	7	10
SD	3	6:46	Green 4 yd pass from Rivers (Novak kick) (10-80, 5:40)	14	10
SD	3	2:00	Novak 25 yd Field Goal (9-40, 3:41)	17	10
SD	4	14:16	Novak 23 yd Field Goal (5--2, 1:55)	20	10
SD	4	2:17	Brown 58 yd. run (Novak kick) (2-60, 0:50)	27	10

Attendance – 62,277

Team Statistics	SD	CIN		SD	CIN
TOTAL FIRST DOWNS	16	27	Blocked	0	0
Rushing	6	6	FGs - PATs Blocked	0-0	0-0
Passing	9	20	Net Punting Avg.	42.2	32.7
Penalty	1	1	TOTAL RETURN YARDS	56	157
3RD DOWN EFF	4-12-33%	3-12-25%	Punt Returns	0-0	3-6
4TH DOWN EFF	0-0-0%	1-3-33%	Kickoff Returns	1-23	6-151
TOTAL NET YARDS	318	439	Interception Returns	2-33	0-0
Total Plays	57	79	PENALTIES No. and Yds.	5-28	4-38
Average / play	5.6	5.6	FUMBLES No. and Lost	0-0	3-2
NET YARDS RUSHING	196	113	TOUCHDOWNS	3	1
Total Plays	40	25	Rushing	2	0
Average / play	4.9	4.5	Passing	1	1
TFLs - Yards Lost	2-7	2-4	EXTRA POINTS	3-3	1-1
NET YARDS PASSING	122	326	Kicking	3-3	1-1
Sacked - Yards Lost	1-6	3-8	FIELD GOALS	2-2	1-1
Gross yards	128	334	RED ZONE EFF	2-4-50%	1-3-33%
ATT-COMP-INT	16-12-0	51-29-2	GOAL TO GO EFF	2-3-67%	1-2-50%
Avg / Play	7.2	6.0	SAFETIES	0	0
KICKOFFS-In EZ-TB	6-1-0	2-1-1	FINAL SCORE	27	10
PUNTS No. and Avg.	6-43.2	3-39.3	TIME OF POSS	29:28	30:32

SAN DIEGO

Rushing	No	Yds	Avg	Lg	TD
Brown	8	77	9.6	58t	1
Woodhead	15	54	3.6	9	1
Mathews	13	52	4.0	8	0
Royal	1	9	9.0	9	0
Rivers	2	4	2.0	2	0
McClain	1	0	0.0	0	0

Passing	A	C	Yds	S-L	TD	Lg	IN	Rt
Rivers	16	12	128	1-6	1	33	0	118.8

Receiving	No	Yds	Avg	Lg	TD
Green	3	34	11.3	22	1
Allen	2	21	10.5	12	0
Woodhead	2	14	7.0	11	0
Mathews	2	12	6.0	9	0
Royal	1	33	33.0	33	0
Brown	1	9	9.0	9	0
Gates	1	5	5.0	5	0

INT	No	Yds	Avg	Lg	TD
Wright	1	30	30.0	30	0
Ingram	1	3	3.0	3	0

Punting	No	Yds	Avg	Net	TB	I20	Lg
Scifres	6	259	43.2	42.2	0	2	51

Punt Ret	No	Yds	Avg	FC	Lg	TD
Allen	0	0	0.0	2	0	0

KO Ret	No	Yds	Avg	Lg	TD
Woodhead	1	23	23.0	23	0

CINCINNATI

Rushing	No	Yds	Avg	Lg	TD
Bernard	12	45	3.8	12	0
Green-Ellis	8	42	5.3	12	0
Dalton	5	26	5.2	12	0

Passing	A	C	Yds	S-L	TD	Lg	IN	Rt
Dalton	51	29	334	3-8	1	49	2	67.0

Receiving	No	Yds	Avg	Lg	TD
Jones	8	130	16.3	49	0
Bernard	7	73	10.4	17	0
Gresham	7	64	9.1	13	1
Green	3	34	11.3	14	0
Hawkins	3	20	6.7	10	0
Sanu	1	13	13.0	13	0
Eifert	0	0	0.0	0	0

INT	No	Yds	Avg	Lg	TD
None					

Punting	No	Yds	Avg	Net	TB	I20	Lg
Mesko	3	118	39.3	32.7	1	2	50

Punt Ret	No	Yds	Avg	FC	Lg	TD
Tate	3	6	2.0	3	12	0

KO Ret	No	Yds	Avg	Lg	TD
Tate	5	128	25.6	33	0
Peerman	1	23	23.0	23	0

2009 AFC Divisional Playoffs
New York Jets 17, San Diego Chargers 14
Sunday, Jan. 17, 2010 - Qualcomm Stadium (San Diego, CA)

The No. 5 seed New York Jets upset No. 2 seed Chargers. San Diego's defense opened game with four straight three-and-outs, not allowing Jets first down until 8:11 remained in second quarter. Stephen Cooper set up Chargers' first touchdown of game, forcing three-and-out with four-yard tackle for loss on 3rd-and-4. On ensuing drive, Kris Wilson caught 13-yard touchdown pass for 7-0 lead. Antonio Gates helped set up TD with brilliant one-handed 23-yard reception to 16. Quentin Jammer had solid afternoon, breaking up third-down pass in second quarter to force punt and intercepting another in third quarter. Paul Oliver provided pressure and hit on Jets' quarterback Mark Sanchez on interception and Steve Gregory, in coverage, tipped pass that Jammer picked off. Jacob Hester got his hand on late fourth-quarter punt by Jets, contributing to just 26-yard punt. On ensuing possession, Philip Rivers scored TD on one-yard sneak with 2:20 left. Vincent Jackson, who had game-high 111 yards receiving, set up Rivers TD with 12-yard catch to one on 3rd-and-7.

Score by Quarters	Q1	Q2	Q3	Q4	Total
New York Jets	0	0	3	14	17
San Diego Chargers	0	7	0	7	14

Tm	Qtr	Time	Play Description (PAT & Drive)	NYJ	SD
SD	2	12:17	Wilson 13 yd pass from Rivers (Kaeding kick) (4-69, 1:56)	0	7
NYJ	3	10:45	Feely 46 yd Field Goal (8-32, 4:15)	3	7
NYJ	4	13:35	Keller 2 yd pass from Sanchez (Feely kick) (4-16, 1:27)	10	7
NYJ	4	7:17	Greene 53 yd run (Feely kick) (4-66, 2:10)	17	7
SD	4	2:14	Rivers 1 yd run (Kaeding kick) (7-63, 1:22)	17	14

Attendance – 69,498

Team Statistics	NYJ	SD
TOTAL FIRST DOWNS	14	18
Rushing	6	2
Passing	6	15
Penalty	2	1
3RD DOWN EFF	6-16-38%	4-13-31%
4TH DOWN EFF	1-1-100%	0-0-0%
TOTAL NET YARDS	262	344
Total Plays	63	60
Average / Play	4.2	5.7
NET YARDS RUSHING	169	61
Total Plays	39	18
Average / Play	4.3	3.4
TFLs - Yards Lost	3-9	1-1
NET YARDS PASSING	93	283
Sacked - Yards Lost	1-7	2-15
Gross Yards	100	298
ATT-COMP-INT	23-12-1	40-27-2
Avg / Play	3.9	6.7
KICKOFFS-In EZ-TB	4-1-0	3-0-0
PUNTS No. and Avg	8-38.8	6-49.5

	NYJ	SD
Blocked	0	0
FGs - PATs Blocked	0-0	0-0
Net Punting Avg.	35.9	43.8
TOTAL RETURN YARDS	96	99
Punt Returns	3-34	3-3
Kickoff Returns	2-45	4-72
Interception Returns	2-17	1-24
PENALTIES No. and Yds	5-37	10-87
FUMBLES No. and Lost	0-0	3-0
TOUCHDOWNS	2	2
Rushing	1	1
Passing	1	1
EXTRA POINTS	2-2	2-2
Kicking	2-2	2-2
FIELD GOALS	1-1	0-3
RED ZONE EFF	1-1-100%	2-3-67%
GOAL TO GO EFF	1-1-100%	1-1-100%
SAFETIES	0	0
FINAL SCORE	17	14
TIME OF POSS	31:31	28:29

NEW YORK JETS

Rushing	No	Yds	Avg	Lg	TD
Greene	23	128	5.6	53t	1
Jones	14	41	2.9	8	0
Cotchery	1	1	1.0	1	0
Sanchez	1	-1	-1.0	-1	0

Passing	A	C	Yds	S-L	TD	Lg	IN	Rt
Sanchez	23	12	100	1-7	1	21	1	60.1

Receiving	No	Yds	Avg	Lg	TD
Cotchery	3	25	8.3	15	0
Keller	3	19	6.3	13	1
Edwards	2	41	20.5	21	0
Richardson	2	12	6.0	8	0
Greene	1	4	4.0	4	0
Woodhead	1	-1	-1.0	-1	0

INT	No	Yds	Avg	Lg	TD
Leonhard	1	11	11.0	11	0
Revis	1	6	6.0	6	0

Punting	No	Yds	Avg	Net	TB	I20	Lg
Weatherford	8	310	38.8	35.9	1	2	51

Punt Ret	No	Yds	Avg	FC	Lg	TD
Cotchery	3	34	11.3	2	25	0

KO Ret	No	Yds	Avg	Lg	TD
Smith	2	45	22.5	36	0

SAN DIEGO

Rushing	No	Yds	Avg	Lg	TD
Sproles	3	33	11.0	22	0
Tomlinson	12	24	2.0	5	0
Rivers	3	4	1.3	3	1

Passing	A	C	Yds	S-L	TD	Lg	IN	Rt
Rivers	40	27	298	2-15	1	37	2	76.9

Receiving	No	Yds	Avg	Lg	TD
Gates	8	93	11.6	23	0
Jackson	7	111	15.9	37	0
Sproles	3	30	10.0	19	0
Floyd	3	30	10.0	19	0
Tomlinson	3	0	0.0	3	0
Hester	1	15	15.0	15	0
Wilson	1	13	13.0	13t	1
Tolbert	1	6	6.0	6	0

INT	No	Yds	Avg	Lg	TD
Jammer	1	24	24.0	24	0

Punting	No	Yds	Avg	Net	TB	I20	Lg
Scifres	6	297	49.5	43.8	0	3	60

Punt Ret	No	Yds	Avg	FC	Lg	TD
Sproles	2	3	1.5	1	3	0
Cromartie	1	0	0.0	0	0	0

KO Ret	No	Yds	Avg	Lg	TD
Sproles	2	44	22.0	27	0
Manumaleuna	1	17	17.0	17	0
Cromartie	1	11	11.0	11	0

2008 AFC Divisional Playoffs
Pittsburgh Steelers 35, San Diego Chargers 24
Sunday, Jan. 11, 2009 - Heinz Field (Pittsburgh, PA)

The Chargers' run through AFC Playoffs came to abrupt end in Pittsburgh as Steelers dealt Chargers 35-24 setback on cold and snowy day in Steel City. Chargers staked out to early lead on long touchdown catch by Vincent Jackson and led or were tied for most of first half, but game's momentum changed right before and right after halftime. Down 10-7, Pittsburgh drove 66 yards for touchdown just before halftime, giving them their first lead of night at 14-10. Steelers got ball first coming out of locker room and drove 77 yards for another score that extended lead to 21-10. Darren Sproles' 63-yard kickoff return gave ball to Chargers at Pittsburgh's 23-yard line, but Philip Rivers' first-down pass was tipped and intercepted by Steelers. Though replays showed ball appeared to hit ground, play withstood instant replay challenge and Pittsburgh maintained possession. Chargers' defense held and forced punt, but punt inadvertently hit unknowing Eric Weddle and Steelers recovered and took over at Chargers' 23. Again Chargers defense would hold, stopping Pittsburgh on downs at one, but with Bolts offense unable to get out of shadow of its own goal line, Steelers got ball again in San Diego territory and 49 yards later, Steelers scored to take 28-10 lead. San Diego managed pair of late touchdowns, including 62-yarder by Sproles, who finished game with 274 all-purpose yards, but Pittsburgh held Bolts at bay and held on for win.

Score by Quarters	Q1	Q2	Q3	Q4	Total
San Diego Chargers	7	3	0	14	24
Pittsburgh Steelers	7	7	7	14	35

Tm	Qtr	Time	Play Description (PAT & Drive)	SD	PIT
SD	1	12:59	Jackson 41 yd pass from Rivers (Kaeding kick) (4-75, 2:01)	7	0
PIT	1	7:41	Holmes 67 yd punt return (Reed kick)	7	7
SD	2	1:56	Kaeding 42 yd Field Goal (7-20, 3:09)	10	7
PIT	2	0:40	Parker 3 yd run (Reed kick) (7-66, 1:16)	10	14
PIT	3	7:04	Miller 8 yd pass from Roethlisberger (Reed kick) (13-77, 7:56)	10	21
PIT	4	12:52	Russell 1 yd run (Reed kick) (2-49, 0:49)	10	28
SD	4	9:09	Naanee 4 yd pass from Rivers (Kaeding kick) (10-73, 3:43)	17	28
PIT	4	4:11	Parker 16 yd run (Reed kick) (9-73, 4:58)	17	35
SD	4	1:53	Sproles 62 yd pass from Rivers (Kaeding kick) (4-79, 0:50)	24	35

Attendance – 63,899

Team Statistics	SD	PIT
TOTAL FIRST DOWNS	15	22
Rushing	1	12
Passing	13	8
Penalty	1	2
3RD DOWN EFF	5-12-42%	6-14-43%
4TH DOWN EFF	0-0-0%	0-2-0%
TOTAL NET YARDS	290	342
Total Plays	50	70
Average / Play	5.8	4.9
NET YARDS RUSHING	15	165
Total Plays	11	42
Average / Play	1.4	3.9
TFLs - Yards Lost	2-6	3-6
NET YARDS PASSING	275	177
Sacked - Yards Lost	4-33	1-4
Gross yards	308	181
ATT-COMP-INT	35-21-1	27-17-0
Avg / Play	7.1	6.3
KICKOFFS-In EZ-TB	5-0-0	6-1-0
PUNTS No. and Avg.	6-47.2	5-43.4

	SD	PIT
Blocked	0	0
FGs - PATs Blocked	0-0	0-0
Net Punting Avg.	35.0	38.6
TOTAL RETURN YARDS	175	136
Punt Returns	3-4	2-73
Kickoff Returns	6-171	4-63
Interception Returns	0-0	1-0
PENALTIES No. and Yds	8-104	7-44
FUMBLES No. and Lost	1-1	0-0
TOUCHDOWNS	3	5
Rushing	0	3
Passing	3	1
Punt Returns	0	1
EXTRA POINTS	3-3	5-5
Kicking	3-3	5-5
FIELD GOALS	1-1	0-0
RED ZONE EFF	1-1-100%	4-5-80%
GOAL TO GO EFF	1-1-100%	2-3-67%
FINAL SCORE	24	35
TIME OF POSS	23:30	36:30

SAN DIEGO

Rushing	No	Yds	Avg	Lg	TD
Sproles	11	15	1.4	8	0

Passing	A	C	Yds	S-L	TD	Lg	IN	Rt
Rivers	35	21	308	4-33	3	62t	1	105.4

Receiving	No	Yds	Avg	Lg	TD
Sproles	5	91	18.2	62t	1
Gates	5	59	11.8	21	0
Chambers	4	72	18.0	25	0
Jackson	2	49	24.5	41t	1
Hester	2	13	6.5	11	0
Manumaleuna	1	14	14.0	14	0
Bennett	1	6	6.0	6	0
Naanee	1	4	4.0	4t	1

INT	No	Yds	Avg	Lg	TD
None					

Punting	No	Yds	Avg	Net	TB	I20	Lg
Scifres	6	283	47.2	35.0	0	1	53

Punt Ret	No	Yds	Avg	FC	Lg	TD
Sproles	2	4	2.0	0	4	0
Weddle	1	0	0.0	0	0	0

KO Ret	No	Yds	Avg	Lg	TD
Sproles	5	164	32.8	63	0
Cromartie	1	7	7.0	7	0

PITTSBURGH

Rushing	No	Yds	Avg	Lg	TD
Parker	27	146	5.4	27	2
Moore	3	13	4.3	5	0
Holmes	2	7	3.5	4	0
Russell	4	5	1.3	3	1
Davis	1	0	0.0	0	0
Leftwich	4	-2	-0.5	2	0
Clark	1	-4	-4.0	-4	0

Passing	A	C	Yds	S-L	TD	Lg	IN	Rt
Roethlisberger	26	17	181	1-4	1	41	0	98.4
Leftwich	1	0	0	0-0	0	0	0	39.6

Receiving	No	Yds	Avg	Lg	TD
Ward	4	70	17.5	41	0
Miller	3	37	12.3	18	1
Washington	3	30	10.0	18	0
Davis	3	7	2.3	6	0
Holmes	2	25	12.5	15	0
Moore	2	12	6.0	9	0

INT	No	Yds	Avg	Lg	TD
Foote	1	0	0.0	0	0

Punting	No	Yds	Avg	Net	TB	I20	Lg
Berger	4	192	48.0	42.0	1	0	51
Roethlisberger	1	25	25.0	25.0	0	1	25

Punt Ret	No	Yds	Avg	FC	Lg	TD
Holmes	2	73	36.5	1	67t	1
Moore	0	0	0.0	2	0	0

KO Ret	No	Yds	Avg	Lg	TD
Russell	2	33	16.5	19	0
Moore	1	18	18.0	18	0
Davis	1	12	12.0	12	0

2008 AFC Wild Card Playoffs
San Diego Chargers 23, Indianapolis Colts 17 (OT)
Saturday, Jan. 3, 2009 - Qualcomm Stadium (San Diego, CA)

The San Diego Chargers' miracle season of 2008 stayed alive as Bolts rallied from 17-14 fourth quarter deficit behind outstanding defensive effort and legs of Darren Sproles to defeat Indianapolis Colts, 23-17, in overtime in Saturday night home playoff game at Qualcomm Stadium. After trailing 7-0 and 10-7, Chargers rallied and led 14-10 at half. In third quarter, Colts caught Chargers off-guard while substituting defenders and made them pay with 72-yard TD pass from Peyton Manning to Reggie Wayne. San Diego's defense settled down though and did not allow Colts any more points. Key defensive stand late in fourth quarter, fueled by Tim Dobbins' sack of Manning at Colts' one-yard line, allowed offense time for one final drive in regulation. Philip Rivers drove Bolts to Colts' eight-yard line and Nate Kaeding's field goal from 26 yards out tied game with 31 seconds left. San Diego won coin toss in overtime and Rivers led offense on 11-play, 75-yard march that ended with 22-yard touchdown run by Sproles to win game in overtime. Sproles finished night with 328 all-purpose yards, third-most ever by player in NFL Playoff game. Dobbins' sack that enabled Bolts to begin comeback was first of his career.

Score by Quarters	Q1	Q2	Q3	Q4	OT	Total
Indianapolis Colts	7	3	7	0	0	17
San Diego Chargers	0	14	0	3	6	23

Tm	Qtr	Time	Play Description (PAT & Drive)	IND	SD
IND	1	2:59	Addai 1 yd run (Vinatieri kick) (9-81, 5:02)	7	0
SD	2	10:15	Tomlinson 3 yd run (Kaeding kick) (4-44, 2:18)	7	7
IND	2	6:46	Vinatieri 43 yd Field Goal (8-42, 3:29)	10	7
SD	2	0:42	Sproles 9 yd run (Kaeding kick) (6-45, 2:19)	10	14
IND	3	8:10	Wayne 72 yd pass from Manning (Vinatieri kick) (5-91, 1:32)	17	14
SD	4	0:31	Kaeding 26 yd Field Goal (7-30, 1:17)	17	17
SD	5	8:40	Sproles 22 yd run (10-75, 6:20) (10-75, 6:20)	17	23

Attendance – 68,082

Team Statistics	IND	SD		IND	SD
TOTAL FIRST DOWNS	17	26	Blocked	0	0
Rushing	5	11	FGs - PATs Blocked	0-0	0-0
Passing	11	12	Net Punting Avg.	31.5	51.7
Penalty	1	3	TOTAL RETURN YARDS	105	178
3RD DOWN EFF	6-15-40%	6-14-43%	Punt Returns	2-6	3-72
4TH DOWN EFF	0-1-0%	1-1-100%	Kickoff Returns	4-63	4-106
TOTAL NET YARDS	366	357	Interception Returns	1-36	0-0
Total Plays	65	73	PENALTIES No. and Yds	9-74	3-40
Average / Play	5.6	4.9	FUMBLES No. and Lost	0-0	1-1
NET YARDS RUSHING	64	167	TOUCHDOWNS	2	3
Total Plays	22	33	Rushing	1	3
Average / Play	2.9	5.1	Passing	1	0
TFLs - Yards Lost	1-1	3-5	EXTRA POINTS	2-2	2-2
NET YARDS PASSING	302	190	Kicking	2-2	2-2
Sacked - Yards Lost	1-8	4-27	FIELD GOALS	1-1	1-1
Gross Yards	310	217	RED ZONE EFF	1-1-100%	2-4-50%
ATT-COMP-INT	42-25-0	36-20-1	GOAL TO GO EFF	1-1-100%	2-3-67%
Avg / Play	7.0	4.8	SAFETIES	0	0
KICKOFFS-In EZ-TB	5-3-1	4-0-0	FINAL SCORE	17	23
PUNTS No. and Avg	6-46.8	6-52.7	TIME OF POSS	29:11	37:09

INDIANAPOLIS

Rushing	No	Yds	Avg	Lg	TD
Addai	16	44	2.8	11	1
Rhodes	4	12	3.0	5	0
Clark	1	9	9.0	9	0
Manning	1	-1	-1.0	-1	0

Passing	A	C	Yds	S-L	TD	Lg	IN	Rt
Manning	42	25	310	1-8	1	72t	0	90.4

Receiving	No	Yds	Avg	Lg	TD
Clark	7	33	4.7	9	0
Gonzalez	6	97	16.2	36	0
Wayne	4	129	32.3	72t	1
Addai	4	28	7.0	8	0
Harrison	3	20	6.7	9	0
Robinson	1	3	3.0	3	0

INT	No	Yds	Avg	Lg	TD
Bethea	1	36	36.0	36	0

Punting	No	Yds	Avg	Net	TB	I20	Lg
Smith	6	281	46.8	31.5	1	0	63

Punt Ret	No	Yds	Avg	FC	Lg	TD
Ratliff	2	6	3.0	2	4	0

KO Ret	No	Yds	Avg	Lg	TD
Simpson	3	50	16.7	24	0
Reid	1	13	13.0	13	0

SAN DIEGO

Rushing	No	Yds	Avg	Lg	TD
Sproles	22	105	4.8	22t	2
Tomlinson	5	25	5.0	13	1
Bennett	4	24	6.0	14	0
Rivers	2	13	6.5	12	0

Passing	A	C	Yds	S-L	TD	Lg	IN	Rt
Rivers	36	20	217	4-27	0	30	1	61.9

Receiving	No	Yds	Avg	Lg	TD
Gates	8	87	10.9	30	0
Sproles	5	45	9.0	17	0
Chambers	4	57	14.3	25	0
Naanee	1	15	15.0	15	0
Bennett	1	7	7.0	7	0
Hester	1	6	6.0	6	0

INT	No	Yds	Avg	Lg	TD
None					

Punting	No	Yds	Avg	Net	TB	I20	Lg
Scifres	6	316	52.7	51.7	0	6	67

Punt Ret	No	Yds	Avg	FC	Lg	TD
Sproles	3	72	24.0	0	28	0

KO Ret	No	Yds	Avg	Lg	TD
Sproles	4	106	26.5	32	0

2007 AFC Championship Game
New England Patriots 21, San Diego Chargers 12
Sunday, Jan. 20, 2008 - Gillette Stadium (Foxborough, MA)

Despite playing with torn ACL in his right knee, Philip Rivers started and played entire game. Contest was played in subfreezing weather with kickoff temperature of 23 degrees and wind-chill factor of nine degrees. Chargers were doomed by their inability to score touchdowns inside red zone, instead settling for four Nate Kaeding field goals. NFL rushing champion LaDainian Tomlinson, who was suffering from strained MCL in his left knee, tried to go, but was unable to complete game. Chargers struck first following Tom Brady interception. Chargers were also hurt by turnovers as second-quarter interception thrown by Rivers resulted in TD and 14-6 lead for Pats. Chargers made another run at Patriots in third quarter, intercepting Brady on opening drive. It would lead to one of game's most critical plays. After turnover, Chargers drove to New England's four, but on 3rd-and-1, Michael Turner was tackled for two-yard loss by former Bolt Junior Seau and Chargers had to settle for another field goal. New England made Chargers pay three series later as Wes Welker caught six-yard pass from Brady and Patriots extended their lead to 21-12. After San Diego punt, New England took ball with 9:13 to play in fourth quarter and killed entire clock, overcoming 2nd-and-18 early in drive. With win, Patriots advanced to Super Bowl XLII to face New York Giants.

Score by Quarters	Q1	Q2	Q3	Q4	Total
San Diego Chargers	3	6	3	0	12
New England Patriots	0	14	0	7	21

Tm	Qtr	Time	Play Description (PAT & Drive)	SAN	NE
SD	1	2:55	Kaeding 26 yd Field Goal (7-32, 2:12)	3	0
NE	2	13:48	Maroney 1 yd run (Gostkowski kick) (10-65, 4:07)	3	7
SD	2	9:14	Kaeding 23 yd Field Goal (9-65, 4:34)	6	7
NE	2	3:51	Gaffney 12 yd pass from Brady (Gostkowski kick) (2-24, 0:45)	6	14
SD	2	0:08	Kaeding 40 yd Field Goal (6-43, 1:38)	9	14
SD	3	8:36	Kaeding 24 yd Field Goal (8-43, 3:56)	12	14
NE	4	12:15	Welker 6 yd pass from Brady (Gostkowski kick) [8-67, 4:17]	12	21

Attendance – 68,756

Team Statistics	SD	NE		SD	NE
TOTAL FIRST DOWNS	17	25	Blocked	0	0
Rushing	4	13	FGs - PATs Blocked	0-0	0-0
Passing	12	11	Net Punting Avg.	34.0	36.0
Penalty	1	1	TOTAL RETURN YARDS	114	99
3RD DOWN EFF	3-12-25%	7-13-54%	Punt Returns	3-16	0-0
4TH DOWN EFF	0-0-0%	0-0-0%	Kickoff Returns	4-84	5-92
TOTAL NET YARDS	311	347	Interception Returns	3-14	2-7
Total Plays	60	66	PENALTIES No. and Yds	1-5	2-19
Average / Play	5.2	5.3	FUMBLES No. and Lost	1-0	1-0
NET YARDS RUSHING	104	149	TOUCHDOWNS	0	3
Total Plays	22	31	Rushing	0	1
Average / Play	4.7	4.8	Passing	0	2
TFLs - Yards Lost	1-2	1-1	EXTRA POINTS	0-0	3-3
NET YARDS PASSING	207	198	Kicking	0-0	3-3
Sacked-Yards Lost	1-4	2-11	FIELD GOALS	4-4	0-0
Gross Yards	211	209	RED ZONE EFF	0-3-0%	3-4-75%
ATT-COMP-INT	37-19-2	33-22-3	GOAL TO GO EFF	0-2-0%	2-3-67%
Avg / Play	5.4	5.7	SAFETIES	0	0
KICKOFFS-In EZ-TB	5-0-0	4-1-0	FINAL SCORE	12	21
PUNTS No. and Avg	5-38.0	4-40.0	TIME OF POSS	26:40	33:20

SAN DIEGO

Rushing	No	Yds	Avg	Lg	TD
Turner	17	65	3.8	12	0
Sproles	3	34	11.3	26	0
Tomlinson	2	5	2.5	3	0

Passing	A	C	Yds	S-L	TD	Lg	IN	Rt
Rivers	37	19	211	1-4	0	21	2	46.1

Receiving	No	Yds	Avg	Lg	TD
Chambers	7	90	12.9	20	0
Jackson	6	93	15.5	21	0
Gates	2	17	8.5	9	0
Sproles	2	5	2.5	4	0
Turner	1	5	5.0	5	0
Tomlinson	1	1	1.0	1	0

INT	No	Yds	Avg	Lg	TD
Florence	1	7	7.0	7	0
Cromartie	1	7	7.0	7	0
Jammer	1	0	0.0	0	0

Punting	No	Yds	Avg	Net	TB	I20	Lg
Scifres	5	190	38.0	34.0	1	2	49

Punt Ret	No	Yds	Avg	FC	Lg	TD
Sproles	3	16	5.3	0	13	0

KO Ret	No	Yds	Avg	Lg	TD
Sproles	4	84	21.0	23	0

NEW ENGLAND

Rushing	No	Yds	Avg	Lg	TD
Maroney	25	122	4.9	20	1
Moss	1	14	14.0	14	0
Faulk	1	8	8.0	8	0
Evans	2	7	3.5	4	0
Brady	2	-2	-1.0	-1	0

Passing	A	C	Yds	S-L	TD	Lg	IN	Rt
Brady	33	22	209	2-11	2	18	3	66.4

Receiving	No	Yds	Avg	Lg	TD
Faulk	8	82	10.3	14	0
Welker	7	56	8.0	12	1
Stallworth	2	11	5.5	6	0
Moss	1	18	18.0	18	0
Evans	1	13	13.0	13	0
Gaffney	1	12	12.0	12t	1
Maroney	1	9	9.0	9	0
Watson	1	8	8.0	8	0

INT	No	Yds	Avg	Lg	TD
Samuel	1	10	10.0	10	0
Hobbs	1	-3	-3.0	-3	0

Punting	No	Yds	Avg	Net	TB	I20	Lg
Hanson	4	160	40.0	36.0	0	1	48

Punt Ret	No	Yds	Avg	FC	Lg	TD
Welker	0	0	0.0	1	0	0
Faulk	0	0	0.0	2	0	0

KO Ret	No	Yds	Avg	Lg	TD
Maroney	2	43	21.5	22	0
Hobbs	2	39	19.5	24	0

2007 AFC Divisional Playoffs
San Diego Chargers 28, Indianapolis Colts 24
Sunday, Jan. 13, 2008 - RCA Dome (Indianapolis, IN)

The Chargers advanced to AFC Championship game in New England with 28-24 win in final-ever game at RCA Dome. Contest included multiple lead changes that were sparked by handful of reserves who were forced into action after key starters were sidelined with injuries. Down 7-0, Philip Rivers threw interception and Colts drove to Chargers' 17-yard line, but Antonio Cromartie forced fumble by Marvin Harrison to end threat. Chargers capitalized, tying game on touchdown pass from Rivers to Vincent Jackson. Late in second quarter, Cromartie snagged his second takeaway when slightly overthrown Peyton Manning pass went off Reggie Wayne's fingertips. Cromartie returned interception 89 yards for what appeared to be go-ahead score, but holding call during return brought play back to midfield and teams went to locker room with Indy up 10-7. Chargers scored on their opening possession of second half and took their first lead at 14-10. Indianapolis then drove to Chargers' four, but rookie safety Eric Weddle interceped pass intended for Kenton Keith. On last play of third quarter, Rivers tossed his third touchdown pass of day, short screen that Darren Sproles took 56 yards to house, but euphoria of 21-17 lead was temporarily dampened as Rivers left game with sprained right knee suffered on play. With Rivers out, LaDainian Tomlinson also battling sore knee and Colts retaking lead 24-21, backups Billy Volek and Michael Turner were called on to carry load. And they delivered with Volek giving Chargers lead one final time on one-yard quarterback sneak with 4:54 remaining. Colts had two late tries to reclaim lead, but Bolts defense buckled down with two stops on downs, including one at Chargers' seven yard line and another that started far down field thanks to 66-yard punt by Mike Scifres as Chargers held on for victory.

Score by Quarters	Q1	Q2	Q3	Q4	Total
San Diego Chargers	0	7	14	7	28
Indianapolis Colts	7	3	7	7	24

Tm	Qtr	Time	Play Description (PAT & Drive)	SD	IND
IND	1	9:13	Clark 25 yd pass from Manning (Vinatieri kick) (9-76, 5:47)	0	7
SD	2	8:38	Jackson 14 yd pass from Rivers (Kaeding kick) (10-78, 7:16)	7	7
IND	2	5:10	Vinatieri 46 yd Field Goal (8-44, 3:28)	7	10
SD	3	11:33	Chambers 30 yd pass from Rivers (Kaeding kick) (6-83, 3:27)	14	10
IND	3	2:53	Wayne 9 yd pass from Manning (Vinatieri kick) (5-50, 3:02)	14	17
SD	3	0:00	Sproles 56 yd pass from Rivers (Kaeding kick) (5-74, 2:53)	21	17
IND	4	10:07	Gonzalez 55 yd pass from Manning (Vinatieri kick) (3-56, 0:43)	21	24
SD	4	4:50	Volek 1 yd run (Kaeding kick) (8-78, 5:17)	28	24

Attendance – 56,950

Team Statistics	SD	IND		SD	IND
TOTAL FIRST DOWNS	29	20	Blocked	0	0
Rushing	4	4	FGs - PATs Blocked	0-0	0-0
Passing	21	14	Net Punting Avg.	29.0	43.7
Penalty	4	2	TOTAL RETURN YARDS	47	30
3RD DOWN EFF	3-11-27%	6-10-60%	Punt Returns	3-46	0-0
4TH DOWN EFF	2-4-50%	0-0-0%	Kickoff Returns	5-129	4-103
TOTAL NET YARDS	446	411	Interception Returns	1-1	2-30
Total Plays	66	53	PENALTIES No. and Yds	5-54	10-79
Average / Play	6.8	7.8	FUMBLES No. and Lost	1-1	1-0
NET YARDS RUSHING	44	99	TOUCHDOWNS	3	4
Total Plays	18	30	Rushing	0	1
Average / Play	2.4	3.3	Passing	3	3
TFLs - Yards Lost	3-9	0-0	EXTRA POINTS	3-3	4-4
NET YARDS PASSING	402	312	Kicking	3-3	4-4
Sacked - Yards Lost	0-0	0-0	FIELD GOALS	1-1	0-1
Gross yards passing	402	312	RED ZONE EFF	1-3-33%	2-2-100%
ATT-COMP-INT	48-33-2	23-17-1	GOAL TO GO EFF	1-2-50%	1-1-100%
Avg. / Play	8.4	13.6	SAFETIES	0	0
KICKOFFS-In EZ-TB	5-5-1	5-2-0	FINAL SCORE	24	28
PUNTS No. and Avg	1-49.0	3-59.0	TIME OF POSS	30:21	29:39

SAN DIEGO

Rushing	No	Yds	Avg	Lg	TD
Turner	17	71	4.2	19	0
Tomlinson	7	28	4.0	8	0
Sproles	1	1	1.0	1	0
Rivers	2	0	0.0	1	0
Volek	3	-1	0.3	1t	1

Passing	A	C	Yds	S-L	TD	Lg	IN	Rt
Rivers	19	14	264	0-0	3	56t	1	133.2
Volek	4	3	48	0-0	0	27	0	114.6

Receiving	No	Yds	Avg	Lg	TD
Jackson	7	93	13.3	21	1
Chambers	3	67	22.3	30t	1
Gates	2	28	14.0	23	0
Sproles	1	56	56.0	56t	1
Naanee	1	27	27.0	27	0
Tomlinson	1	20	20.0	20	0
Davis	1	18	18.0	18	0
Manumaleuna	1	3	3.0	3	0

INT	No	Yds	Avg	Lg	TD
Cromartie	1	30	30.0	30	0
Weddle	1	0	0.0	0	0

Punting	No	Yds	Avg	Net	TB	I20	Lg
Scifres	3	177	59.0	43.7	0	0	66

Punt Ret	No	Yds	Avg	FC	Lg	TD
None						

KO Ret	No	Yds	Avg	Lg	TD
Sproles	4	99	24.8	30	0
Cromartie	0	4	0.0	4	0

INDIANAPOLIS

Rushing	No	Yds	Avg	Lg	TD
Addai	13	43	3.3	10	0
Keith	4	7	1.8	5	0
Manning	1	-6	-6.0	-6	0

Passing	A	C	Yds	S-L	TD	Lg	IN	Rt
Manning	48	33	402	0-0	3	55t	2	97.7

Receiving	No	Yds	Avg	Lg	TD
Addai	9	67	7.4	22	0
Wayne	7	76	10.9	21	1
Clark	6	95	15.8	25t	1
Gonzalez	4	79	19.8	55t	1
Harrison	2	27	13.5	17	0
Keith	2	23	11.5	18	0
Utecht	1	20	20.0	20	0
Aromashodu	1	13	13.0	13	0
Fletcher	1	2	2.0	2	0

INT	No	Yds	Avg	Lg	TD
Hayden	1	1	1.0	1	0

Punting	No	Yds	Avg	Net	TB	I20	Lg
Smith	1	49	49.0	29.0	1	0	49

Punt Ret	No	Yds	Avg	FC	Lg	TD
Rushing	3	46	15.3	0	22	0

KO Ret	No	Yds	Avg	Lg	TD
Rushing	5	129	25.8	37	0

2007 AFC Wild Card Playoffs
San Diego Chargers 17, Tennessee Titans 6
Sunday, Jan. 6, 2008 - Qualcomm Stadium (San Diego, CA)

The Chargers won their first playoff game since 1995 on cool day with intermittent rain showers before capacity crowd at Qualcomm Stadium. Bolts overcame slow start and 6-0 deficit at half to rally and outscore Titans 17-0 in third and fourth quarters to win game, 17-6. Chris Chambers and Vincent Jackson became first pair of Chargers to each record more than 100 yards receiving in playoff game since 1983 as Chambers went for 121, while Jackson tallied career-high 114, including touchdown catch that proved to be eventual game winner. Nate Kaeding field goal to open third quarter made score 6-3 and after defensive stop, Philip Rivers tossed 25-yard TD pass to Jackson for 10-6 lead. Tennessee drove deep into San Diego territory on their next drive, but Rob Bironas pushed 38-yard field goal wide to left and Chargers made them pay. Rivers engineered 12-play, 72-yard drive and LaDainian Tomlinson scored from one yard out on fourth-and-one play to put game away. Chambers 39-yard catch on 3rd-and-10 play set up score. Late in game Tennessee was stymied in its comeback effort by three-and-out and Drayton Florence interception. Titans finished their year 10-7, while Chargers advanced to face Indianapolis in AFC Divisional Playoff round.

Score by Quarters	Q1	Q2	Q3	Q4	Total
Tennessee Titans	3	3	0	0	6
San Diego Chargers	0	0	10	7	17

Tm	Qtr	Time	Play Description (PAT & Drive)	TEN	SD
TEN	1	9:37	Bironas 30 yd Field Goal (13-61, 5:23)	3	0
TEN	2	0:00	Bironas 44 yd Field Goal (11-39, 3:06)	6	0
SD	3	9:41	Kaeding 20 yd Field Goal (12-86, 5:19)	6	3
SD	3	2:35	Jackson 25 yd pass from Rivers (Kaeding kick) (7-78, 3:54)	6	10
SD	4	8:45	Tomlinson 1 yd run (Kaeding kick) (12-72, 5:18)	6	17

Attendance – 65,640

Team Statistics	TEN	SD		TEN	SD
TOTAL FIRST DOWNS	15	17	Blocked	0	0
Rushing	6	5	FGs - PATs Blocked	0-0	0-0
Passing	9	11	Net Punting Avg.	37.2	37.0
Penalty	0	1	TOTAL RETURN YARDAGE	86	62
3RD DOWN EFF	9-16-56%	8-15-53%	Punt Returns	2-15	2-12
4TH DOWN EFF	0-0-0%	1-1-100%	Kickoff Returns	4-71	2-40
TOTAL NET YARDS	248	350	Interception Returns	1-0	1-10
Total Plays	62	63	PENALTIES No. and Yds	6-38	5-53
Average / Play	4.0	5.6	FUMBLES No. and Lost	1-1	1-0
NET YARDS RUSHING	119	68	TOUCHDOWNS	0	2
Total Plays	30	32	Rushing	0	1
Average / Play	4.0	2.1	Passing	0	1
TFLs - Yards Lost	1-3	5-9	EXTRA POINTS	0-0	2-2
NET YARDS PASSING	129	282	Kicking	0-0	2-2
Sacked - Yards Lost	3-9	1-10	FIELD GOALS	2-3	1-2
Gross Yards	138	292	RED ZONE EFF	0-3-0%	1-2-50%
ATT-COMP-INT	29-16-1	30-19-1	GOAL TO GO EFF	0-0-0%	1-1-100%
Avg. / Play	4.0	9.1	SAFETIES	0	0
KICKOFFS-In EZ-TB	2-0-0	4-0-0	FINAL SCORE	6	17
PUNTS No. and Avg	5-39.6	4-40.8	TIME OF POSS	27:41	32:19

TENNESSEE

Rushing	No	Yds	Avg	Lg	TD
White	19	69	3.6	13	0
Hall	3	14	4.7	11	0
Brown	4	13	3.3	5	0
Young	2	12	6.0	9	0
Davis	1	11	11.0	11	0
Henry	1	0	0.0	0	0

Passing	A	C	Yds	S-L	TD	Lg	IN	Rt
Young	29	16	138	3-9	0	26	1	53.5

Receiving	No	Yds	Avg	Lg	TD
Troupe	3	44	14.7	26	0
Moulds	3	18	6.0	10	0
Hartsock	3	16	5.3	6	0
Ealy	2	17	8.5	9	0
Davis	2	11	5.5	7	0
Gage	1	19	19.0	19	0
Hall	1	16	16.0	16	0
White	1	-3	-3.0	-3	0

INT	No	Yds	Avg	Lg	TD
Finnegan	1	0	0.0	0	0

Punting	No	Yds	Avg	Net	TB	I20	Lg
Hentrich	5	198	39.6	37.2	0	0	43

Punt Ret	No	Yds	Avg	FC	Lg	TD
Davis	2	15	7.5	1	8	0

KO Ret	No	Yds	Avg	Lg	TD
Henry	4	71	17.8	21	0

SAN DIEGO

Rushing	No	Yds	Avg	Lg	TD
Tomlinson	21	42	2.0	12	1
Turner	9	28	3.1	11	0
Rivers	2	-2	-1.0	-1	0

Passing	A	C	Yds	S-L	TD	Lg	IN	Rt
Rivers	30	19	292	1-10	1	39	1	92.6

Receiving	No	Yds	Avg	Lg	TD
Chambers	6	121	20.2	39	0
Jackson	5	114	22.8	34	1
Tomlinson	3	19	6.3	9	0
Manumaleuna	2	18	9.0	9	0
Gates	2	15	7.5	16	0
Davis	1	5	5.0	5	0

INT	No	Yds	Avg	Lg	TD
Florence	1	10	10.0	10	0

Punting	No	Yds	Avg	Net	TB	I20	Lg
Scifres	4	163	40.8	37.0	0	2	54

Punt Ret	No	Yds	Avg	FC	Lg	TD
Sproles	2	12	6.0	2	10	0

KO Ret	No	Yds	Avg	Lg	TD
Sproles	2	40	20.0	22	0

2006 AFC Divisional Playoffs
New England Patriots 24, San Diego Chargers 21
Sunday, Jan. 14, 2007 - Qualcomm Stadium (San Diego, CA)

The Chargers' record-breaking season came to end in heartbreaking fashion when New England Patriots overcame eight point deficit in fourth quarter to defeat Chargers, 24-21, in AFC Divisional Playoff game before record crowd of 68,810 in San Diego. After sluggish start by both teams, San Diego took 14-3 lead in second quarter on touchdown runs by LaDainian Tomlinson and Michael Turner, but Bolts defense gave up late score and Patriots trailed only 14-10 at half. New England added field goal in third quarter to climb within point, but Chargers drove 83 yards in nine plays early in fourth and took 21-13 lead when Tomlinson scored from three yards out. Game appeared to be all but over when Marlon McCree intercepted Tom Brady on following drive, but Patriots' Troy Brown stripped McCree during runback and Patriots recovered. Five plays later, Reche Caldwell caught four-yard touchdown pass and Pats tied it up on successful two-point conversion. Chargers got ball back with chance to reclaim lead but instead went three-and-out and New England took 24-21 lead on 31-yard field goal with 1:10 left in quarter. Chargers rallied one last time, but Nate Kaeding's 54-yard field goal attempt with just few seconds left came up short and Patriots escaped with win.

Score by Quarters	Q1	Q2	Q3	Q4	Total
New England Patriots	3	7	3	11	24
San Diego Chargers	0	14	0	7	21

Tm	Qtr	Time	Play Description (PAT & Drive)	NE	SD
NE	1	0:40	Gostkowski 50 yd Field Goal (9-33, 4:35)	3	0
SD	2	7:19	Tomlinson 2 yd run (Kaeding kick) (9-48, 4:31)	3	7
SD	2	2:04	Turner 6 yd run (Kaeding kick) (4-77, 2:23)	3	14
NE	2	0:08	Gaffney 6 yd pass from Brady (Gostkowski kick) (11-72, 1:56)	10	14
NE	3	2:11	Gostkowski 34 yd Field Goal (7-15, 3:09)	13	14
SD	4	8:35	Tomlinson 3 yd run (Kaeding kick) (9-83, 4:44)	13	21
NE	4	4:36	Caldwell 4 yd pass from Brady (Faulk run) (5-32, 1:40)	21	21
NE	4	1:10	Gostkowski 31 yd Field Goal (8-72, 2:20)	24	21

Attendance – 68,810

Team Statistics	NE	SD		NE	SD
TOTAL FIRST DOWNS	18	21	FGs - PATs Blocked	0-0	0-0
Rushing	3	12	Net Punting Avg.	39.3	36.6
Passing	12	9	TOTAL RETURN YARDS	70	152
Penalty	3	0	Punt Returns	1-0	5-34
3RD DOWN EFF	4-17-24%	5-14-36%	Kickoff Returns	4-70	5-91
4TH DOWN EFF	0-1-0%	1-2-50%	Interception Returns	1-0	3-27
TOTAL NET YARDS	327	352	PENALTIES No. and Yds	4-45	6-64
Total Plays	74	68	FUMBLES No. and Lost	2-0	3-3
Average / Play	4.4	5.2	TOUCHDOWNS	2	3
NET YARDS RUSHING	51	148	Rushing	0	3
Total Plays	21	33	Passing	2	0
Average / Play	2.4	4.5	EXTRA POINTS	2-2	3-3
TFLs - Yards Lost	3-7	1-7	Kicking	1-1	3-3
NET YARDS PASSING	276	204	Rushing	1-1	0-0
Sacked - Yards Lost	2-4	3-26	FIELD GOALS	3-3	0-1
Gross Yards	280	230	RED ZONE EFF	2-4-50%	3-3-100%
ATT-COMP-INT	51-27-3	32-14-1	GOAL TO GO EFF	1-1-100%	2-2-100%
Avg. / Play	5.2	5.8	SAFETIES	0	0
KICKOFFS-In EZ-TB	6-0-0	4-0-0	FINAL SCORE	24	21
PUNTS No. and Avg	7-44.1	7-36.6	TIME OF POSS	29:06	30:54
Blocked	0	0			

NEW ENGLAND

Rushing	No	Yds	Avg	Lg	TD
Faulk	6	25	4.2	7	0
Dillon	8	18	2.3	5	0
Maroney	5	5	1.0	5	0
Brady	2	3	1.5	4	0

Passing	A	C	Yds	S-L	TD	Lg	IN	Rt
Brady	51	27	280	2-4	2	49	3	57.6

Receiving	No	Yds	Avg	Lg	TD
Gaffney	10	103	10.3	17	1
Caldwell	7	80	11.4	49	1
Brown	5	39	7.8	12	0
Graham	2	38	19.0	19	0
Faulk	2	11	5.5	6	0
Watson	1	9	9.0	9	0

INT	No	Yds	Avg	Lg	TD
Colvin	1	0	0.0	0	0

Punting	No	Yds	Avg	Net	TB	I20	Lg
Sauerbrun	7	309	44.1	39.3	0	1	56

Punt Ret	No	Yds	Avg	FC	Lg	TD
Faulk	1	0	0.0	1	0	0
Brown	0	0	0.0	2	0	0

KO Ret	No	Yds	Avg	Lg	TD
Maroney	2	37	18.5	25	0
Hobbs	2	33	16.5	18	0

SAN DIEGO

Rushing	No	Yds	Avg	Lg	TD
Tomlinson	23	123	5.3	15	2
Turner	3	24	8.0	17	1
Neal	3	5	1.7	3	0
Rivers	3	3	1.0	2	0
Parker	1	-7	-7.0	-7	0

Passing	A	C	Yds	S-L	TD	Lg	IN	Rt
Rivers	32	14	230	3-26	0	58	1	55.5

Receiving	No	Yds	Avg	Lg	TD
Gates	6	61	10.2	19	0
Tomlinson	2	64	32.0	58	0
Jackson	2	43	21.5	31	0
Parker	2	42	21.0	21	0
Neal	2	20	10.0	11	0

INT	No	Yds	Avg	Lg	TD
Florence	1	17	17.0	17	0
Edwards	1	9	9.0	9	0
McCree	1	1	1.0	1	0

Punting	No	Yds	Avg	Net	TB	I20	Lg
Scifres	7	256	36.6	36.6	0	5	51

Punt Ret	No	Yds	Avg	FC	Lg	TD
Parker	5	34	6.8	2	13	0

KO Ret	No	Yds	Avg	Lg	TD
Turner	3	75	25.0	32	0
Cromartie	1	15	15.0	15	0
McKinney	1	1	1.0	1	0

2004 AFC Wild Card Playoffs
New York Jets 20, San Diego Chargers 17 (OT)
Saturday, Jan. 8, 2005 - Qualcomm Stadium (San Diego, CA)

The Chargers' 2004 postseason came to early end as in 20-17 overtime loss to New York Jets in Wild Card Playoff Game at Qualcomm Stadium. Sellout crowd of 67,536 braved elements as Drew Brees led furious fourth quarter comeback during which Chargers outscored New York 10-0 to send game into overtime. Given new life by roughing-the-passer penalty on what appeared to be San Diego's last play of game, Brees found Antonio Gates in end zone for one-yard touchdown pass with 11 seconds left to send game to extra period. It was only second overtime playoff game in team history. Both teams traded possessions in extra period before Nate Kaeding's game-winning attempt from 40 yards sailed wide right, opening door for New York to drive down and kick game winner with five seconds left in overtime. Keenan McCardell scored game's first touchdown on 26-yard catch. He was initially ruled out of bounds, but San Diego challenged call and ruling was reversed. It was McCardell's sixth-career touchdown catch in postseason. Brees opened game by completing his first eight passes and on McCardell touchdown drive, he was 5 of 5 for 61 yards and touchdown. He finished night 31 of 42 (.738), setting team playoff record for completion percentage.

Score by Quarters	Q1	Q2	Q3	Q4	OT	Total
New York Jets	0	7	10	0	3	20
San Diego Chargers	0	7	0	10	0	17

Tm	Qtr	Time	Play Description (PAT & Drive)	NYJ	SD
SD	2	9:26	McCardell 26 yd pass from Brees (Kaeding kick) (13-88, 8:25)	0	7
NYJ	2	2:54	Becht 13 yd pass from Pennington (Brien kick) (5-37, 2:19)	7	7
NYJ	3	10:29	Moss 47 yd pass from Pennington (Brien kick) (5-75, 2:31)	14	7
NYJ	3	1:23	Brien 42 yd field goal (8-42, 5:31)	17	7
SD	4	10:43	Kaeding 35 yd field goal (12-54, 5:40)	17	10
SD	4	0:11	Gates 1 yd pass from Brees (Kaeding kick) (10-80, 4:35)	17	17
NYJ	5	0:05	Brien 28 yd field goal (8-60, 4:14)	20	17

Attendance – 67,536

Team Statistics	NYJ	SD		NYJ	SD
TOTAL FIRST DOWNS	20	24	PUNTS - No.-Avg	5-39.8	5-36.4
Rushing	3	11	Blocked	0	0
Passing	14	11	Net Punting Avg.	33.6	36.4
Penalty	3	2	TOTAL RETURN YARDS	88	96
3RD DOWN EF	5-13-38%	6-15-40%	Punt Returns	0-0	2-11
4TH DOWN EFF	0-0-0%	0-0-0%	Kickoff Returns	3-66	5-85
TOTAL NET YARDS	396	408	Interception Returns	1-22	0-0
Total Plays	63	77	PENALTIES No. and Yds	8-49	9-75
Average / Play	6.3	5.3	FUMBLES No. and Lost	0-0	1-0
NET YARDS RUSHING	126	100	TOUCHDOWNS	2	2
Attempts	28	33	Rushing	0	0
Average / Play	4.5	3.0	Passing	2	2
TFLs - Yards Lost	0-0	3-5	EXTRA POINTS	2-2	2-2
NET YARDS PASSING	270	308	FIELD GOALS	2-3	1-2
Sacked - Yards Lost	2-9	2-11	RED ZONE EFF	1-3-33%	1-2-50%
Gross Yards	279	319	GOAL TO GO EFF	0-0-0%	1-1-100%
ATT-COMP-INT	33-23-0	42-31-1	SAFETIES	0	0
Avg. / Play	7.7	7.0	FINAL SCORE	20	17
KICKOFFS-In EZ-TB	5-0-0	4-1-1	TIME OF POSS	35:39	39:16

NEW YORK JETS

Rushing	No	Yds	Avg	Lg	TD
Martin	18	66	3.7	12	0
Jordan	7	50	7.1	19	0
Pennington	3	10	3.3	6	0

Passing	A	C	Yds	S-L	TD	Lg	IN	Rt
Pennington	33	23	279	2-9	2	47t	0	115.6

Receiving	No	Yds	Avg	Lg	TD
McCareins	8	87	10.9	21	0
Moss	4	100	25.0	47t	1
Martin	4	47	11.8	23	0
Jordan	3	18	6.0	13	0
Baker	2	7	3.5	4	0
Becht	1	13	13.0	13t	1
Carter	1	7	7.0	7	0

INT	No	Yds	Avg	Lg	TD
Tongue	1	22	22.0	22	0

Punting	No	Yds	Avg	Net	TB	I20	Lg
Gowin	5	199	39.8	33.6	1	2	47

Punt Ret	No	Yds	Avg	FC	Lg	TD
Moss	0	0	0.0	3	0	0

KO Ret	No	Yds	Avg	Lg	TD
Cotchery	3	66	22.0	25	0

SAN DIEGO

Rushing	No	Yds	Avg	Lg	TD
Tomlinson	26	80	3.1	12	0
Brees	5	17	3.4	7	0
Neal	1	3	3.0	3	0
Parker	1	0	0.0	0	0

Passing	A	C	Yds	S-L	TD	Lg	IN	Rt
Brees	42	31	319	2-11	2	44	1	101.2

Receiving	No	Yds	Avg	Lg	TD
Parker	9	93	10.3	16	0
Tomlinson	9	53	5.9	10	0
Gates	6	89	14.8	44	1
McCardell	4	50	12.5	26t	1
Peelle	3	34	11.3	20	0

INT	No	Yds	Avg	Lg	TD
None					

Punting	No	Yds	Avg	Net	TB	I20	Lg
Scifres	5	182	36.4	36.4	0	1	42

Punt Ret	No	Yds	Avg	FC	Lg	TD
Parker	2	11	5.5	2	14	0

KO Ret	No	Yds	Avg	Lg	TD
Dwight	5	85	17.0	25	0

1995 AFC Wild Card Playoffs
Indianapolis Colts 35, San Diego Chargers 20
Sunday, Dec. 31, 1995 - Jack Murphy Stadium (San Diego, CA)

The Colts came to San Diego for New Year's Eve showdown and knocked defending AFC Champions out of playoffs in Wild Card round with 35-20 win at Jack Murphy Stadium. Chargers outgained Indianapolis in total yardage, 429 to 333, but Colts chalked up 178 yards rushing, including 147 yards and two touchdowns by rookie running back Zack Crockett. Game was seesaw battle that included six lead changes, however Indianapolis scored two touchdowns in fourth quarter to seal win. Stan Humphries finished day with 292 yards passing and two touchdowns, but four interceptions proved costly in defeat.

Score by Quarters	Q1	Q2	Q3	Q4	Total
Indianapolis Colts	0	14	7	14	35
San Diego Chargers	3	7	7	3	20

Tm	Qtr	Time	Play Description (PAT & Drive)	IND	SD
SD	1	9:28	Carney 28 yd field goal (9-30, 3:25)	0	3
IND	2	14:03	Dilger 2 yd pass from Harbaugh (Blanchard kick) (8-27, 3:45)	7	3
SD	2	5:48	Pupunu 6 yd pass from Humphries (Carney kick) (18-68, 8:15)	7	10
IND	2	1:47	Crockett 33 yd run (Blanchard kick) (8-80, 4:01)	14	10
SD	3	4:20	Jefferson 11 yd pass from Humphries (Carney kick) (12-90, 6:50)	14	17
IND	3	:41	Dawkins 42 yd pass from Harbaugh (Blanchard kick) (7-81, 3:39)	21	17
SD	4	11:53	Carney 30 yd field goal (8-55, 3:48)	21	20
IND	4	11:28	Crockett 66 yd run (Blanchard kick) (1-66, 0:25)	28	20
IND	4	6:55	Harbaugh 3 yd run (Blanchard kick) (6-23, 3:31)	35	20

Attendance – 61,182

Team Statistics	IND	SD
TOTAL FIRST DOWNS	19	27
Rushing	10	7
Passing	9	20
Penalty	0	0
3RD DOWN EFF	8-13-62%	10-17-59%
TOTAL NET YARDS	333	429
Total Plays	58	80
Average / Play	5.7	5.4
NET YARDS RUSHING	178	145
Total Plays	29	32
Average / Play	6.1	4.5
NET YARDS PASSING	155	284
Sacked - Yards Lost	2-20	1-8
Gross Yards	175	292
ATT-COMP-INT	27-16-1	47-23-4
Avg. / Play	5.3	5.9
KICKOFFS-In EZ-TB	6-1-0	5-3-0

	IND	DN
PUNTS No. and Avg.	5-37.4	2-54.5
Blocked	0	0
TOTAL RETURN YARDS	243	133
Punt Returns	2-52	0-0
Kickoff Returns	5-110	6-133
Interception Returns	4-81	1-0
PENALTIES No. and Yds	4-30	4-24
FUMBLES No. and Lost	2-0	0-0
TOUCHDOWNS	5	2
Rushing	3	0
Passing	2	2
Returns	0	0
EXTRA POINTS	5-5	2-2
FIELD GOALS	0-0	2-2
FINAL SCORE	35	20
TIME OF POSS	28:51	31:09

INDIANAPOLIS

Rushing	No	Yds	Avg	Lg	TD
Crockett	13	147	11.3	66t	2
Faulk	1	16	16.0	16	0
Harbaugh	5	10	2.0	7	1
Warren	10	5	0.5	4	0

Passing	A	C	Yds	S-L	TD	Lg	IN	Rt
Harbaugh	27	16	175	2-20	2	42t	1	87.7

Receiving	No	Yds	Avg	Lg	TD
Turner	5	64	12.8	21	0
Warren	4	45	11.3	17	0
Dawkins	2	49	24.5	42t	1
Crockett	2	10	5.0	6	0
Dilger	2	9	4.5	7	1
Humphrey	1	-2	-2.0	-2	0

INT	No	Yds	Avg	Lg	TD
Belser	2	68	34.0	36	0
Grant	1	13	13.0	13	0
McElroy	1	0	0.0	0	0

Punting	No	Yds	Avg	TB	I20	Lg
Gardocki	5	187	37.4	1	2	39

Punt Ret	No	Yds	Avg	FC	Lg	TD
Buchanan	2	52	26.0	0	46	0

KO Ret	No	Yds	Avg	Lg	TD
Bailey	2	44	22.0	25	0
Warren	2	38	19.0	22	0
Humphrey	1	28	28.0	28	0

SAN DIEGO

Rushing	No	Yds	Avg	Lg	TD
Hayden	18	80	4.4	15	0
Humphries	4	32	8.0	17	0
Fletcher	3	23	7.7	20	0
Means	6	11	1.8	5	0
Harmon	1	-1	-1.0	-1	0

Passing	A	C	Yds	S-L	TD	Lg	IN	Rt
Humphries	47	23	292	1-8	2	26	4	47.5

Receiving	No	Yds	Avg	Lg	TD
Harmon	10	133	13.3	24	0
Martin	3	39	13.0	18	0
Jefferson	3	33	11.0	12	1
Pupunu	3	26	13.0	13	1
Fletcher	2	42	21.0	26	0
Seay	2	19	9.5	11	0

INT	No	Yds	Avg	Lg	TD
Seau	1	0	0.0	0	0

Punting	No	Yds	Avg	TB	I20	Lg
Bennett	2	109	54.5	0	0	65

Punt Ret	No	Yds	Avg	FC	Lg	TD
Coleman	0	0	0.0	2	0	0

KO Ret	No	Yds	Avg	Lg	TD
Coleman	6	133	22.2	28	0

Super Bowl XXIX
San Francisco 49ers 49, San Diego Chargers 26
Sunday, Jan. 29, 1995 - Joe Robbie Stadium (Miami, FL)

The Chargers were no match for high-powered San Francisco offense as 49ers scored early and often en route to handing San Diego 49-26 defeat. Steve Young passed for four first-half touchdowns as 49ers jumped out to 28-10 lead at halftime. barrage continued in second half and Young finished night with 325 yards and six touchdown passes. Chargers' offense was forced to play catch-up most of game, and as result, quarterback Stan Humphries passed 49 times, completing 24 for 275 yards with one touchdown, but two interceptions proved costly. Natrone Means became youngest player in Super Bowl history to score touchdown when 22-year-old dived over 49ers' defense for a one-yard scoring plunge in first quarter. Chargers rookie Andre Coleman tied Super Bowl record for longest kickoff return when he went 98 yards for touchdown in third quarter. Following kickoff return, Humphries passed to Mark Seay for first two-point conversion in Super Bowl history. Later, after 30-yard Humphries to Tony Martin touchdown pass late in fourth quarter, Humphries completed his second two-point conversion of game, this time to Alfred Pupunu. Linebackers Dennis Gibson and Junior Seau led Chargers with 11 tackles apiece, while Seau added sack. Raylee Johnson paced Chargers with two sacks.

Score by Quarters	Q1	Q2	Q3	Q4	Total
San Diego Chargers	7	3	8	8	26
San Francisco 49ers	14	14	14	7	49

Tm	Qtr	Time	Play Description (PAT & Drive)	SD	SF
SF	1	13:36	Rice 44 yd pass from Young (Brien kick) (3-59, 1:24)	0	7
SF	1	10:05	Watters 51 yd pass from Young (Brien kick) (4-79, 1:53)	0	14
SD	1	2:44	Means 1 yd run (Carney kick) (13-78, 7:21)	7	14
SF	2	13:02	Floyd 5 yd pass from Young (Brien kick) (10-70, 4:42)	7	21
SF	2	4:44	Watters 8 yd pass from Young (Brien kick) (9-49, 4:51)	7	28
SD	2	1:44	Carney 31 yd field goal (8-62, 3:00)	10	28
SF	3	9:35	Watters 9 yd run (Brien kick) (7-62, 3:45)	10	35
SF	3	3:18	Rice 15 yd pass from Young (Brien kick) (10-67, 4:07)	10	42
SD	3	3:01	Coleman 98 yd kickoff return (Seay pass from Humphries)	18	42
SF	4	13:49	Rice 7 yd pass from Young (Brien kick) (6-32, 1:19)	18	49
SD	4	2:25	Martin 30 yd pass from Humphries (Pupunu pass from Humphries) (8-67, 1:56)	26	49

Attendance – 74,107

Team Statistics	SD	SF
TOTAL FIRST DOWNS	20	28
Rushing	5	10
Passing	14	17
Penalty	1	1
3RD DOWN EFF	6-16-38%	7-13-54%
TOTAL NET YARDS	354	449
Total Plays	76	73
Average / Play	4.7	6.2
NET YARDS RUSHING	67	133
Total Plays	19	32
Average / Play	3.5	4.2
NET YARDS PASSING	287	316
Sacked - Yards Lost	2-18	3-15
Gross Yards	305	331
ATT-COMP-INT	55-27-3	38-25-0
Avg. / Play	5.0	7.7

	SD	SF
PUNTS No. and Avg.	4-48.8	5-39.8
Blocked	0	0
TOTAL RETURN YARDS	243	76
Punt Returns	3-1	2-12
Kickoff Returns	8-242	4-48
Interception Returns	0-0	3-16
PENALTIES No. and Yds	6-63	3-18
FUMBLES No. and Lost	1-0	2-0
TOUCHDOWNS	3	7
Rushing	1	1
Passing	1	6
Returns	1	0
EXTRA POINTS	3-3	7-7
FIELD GOALS	1-1	0-1
FINAL SCORE	26	49
TIME OF POSS	28:29	31:31

SAN DIEGO

Rushing	No	Yds	Avg	Lg	TD
Means	13	33	2.5	11	1
Harmon	2	10	5.0	10	0
Jefferson	1	10	10.0	10	0
Gilbert	1	8	8.0	8	0
Bieniemy	1	3	3.0	3	0
Humphries	1	3	3.0	3	0

Passing	A	C	Yds	S-L	TD	Lg	IN	Rt
Humphries	49	24	275	2-18	1	33	2	56.1
Gilbert	6	3	30	0-0	0	20	1	25.0

Receiving	No	Yds	Avg	Lg	TD
Harmon	8	68	8.5	20	0
Seay	7	75	10.7	22	0
Pupunu	4	48	12.0	23	0
Martin	3	59	19.7	30t	1
Jefferson	2	15	7.5	9	0
Bieniemy	1	33	33.0	33	0
Means	1	4	4.0	4	0
Young	1	3	3.0	3	0

INT	No	Yds	Avg	Lg	TD
None					

Punting	No	Yds	Avg	TB	I20	Lg
Wagner	4	195	48.8	0	0	55

Punt Ret	No	Yds	Avg	FC	Lg	TD
Gordon	3	1	0.3	2	1	0

KO Ret	No	Yds	Avg	Lg	TD
Coleman	8	242	30.3	98t	1

SAN FRANCISCO

Rushing	No	Yds	Avg	Lg	TD
Young	5	49	9.8	21	0
Watters	15	47	3.1	13	1
Floyd	9	32	3.6	6	0
Rice	1	10	10.0	10	0
Carter	2	-5	-2.5	1	0

Passing	A	C	Yds	S-L	TD	Lg	IN	Rt
Young	36	24	325	3-15	6	51t	0	134.8
Musgrave	1	1	6	0-0	0	6	0	91.7
Grbac	1	0	0	0-0	0	0	0	39.6

Receiving	No	Yds	Avg	Lg	TD
Rice	10	149	14.9	44t	3
Taylor	4	43	10.8	16	0
Floyd	4	26	6.5	9	1
Watters	3	61	20.3	51t	2
Jones	2	41	20.5	33	0
Popson	1	6	6.0	6	0
McCaffrey	1	5	5.0	5	0

INT	No	Yds	Avg	Lg	TD
Sanders	1	15	15.0	15	0
Cook	1	1	1.0	1	0
Davis	1	0	0.0	0	0

Punting	No	Yds	Avg	TB	I20	Lg
Wilmsmeyer	5	199	39.8	0	2	46

Punt Ret	No	Yds	Avg	FC	Lg	TD
Carter	2	12	6.0	0	11	0

KO Ret	No	Yds	Avg	Lg	TD
Carter	4	48	12.0	18	0

1994 AFC Championship Game
San Diego Chargers 17, Pittsburgh Steelers 13
Sunday, Jan. 15, 1995 - Three Rivers Stadium (Pittsburgh, PA)

The Chargers advanced to Super Bowl for first time in franchise history with stunning 17-13 upset victory over heavily-favored Pittsburgh Steelers in Three Rivers Stadium. San Diego started game slowly and Pittsburgh led Bolts 10-3 at end of first half, while outgaining San Diego in total yardage, 229 to 46. Steelers opened second half with field goal to extend lead to 13-3. Later in quarter, Stan Humphries connected with Al Pupunu on 43-yard touchdown strike to close gap to 13-10. Score remained as such until late in fourth quarter when Humphries threw another 43-yard touchdown pass, this one to Tony Martin, and Bolts claimed their first lead of game at 17-13. Pittsburgh took ensuing kickoff and drove to Chargers' nine-yard line with two minutes left in game, but San Diego's defense stopped Steelers on downs, including dramatic pass defensed on fourth down by linebacker Dennis Gibson that sealed victory and silenced Three Rivers crowd.

Score by Quarters	Q1	Q2	Q3	Q4	Total
San Diego Chargers	0	3	7	7	17
Pittsburgh Steelers	7	3	3	0	13

Tm	Qtr	Time	Play Description (PAT & Drive)	SD	PIT
PIT	1	7:28	Williams 16 yd pass from O'Donnell (Anderson kick) (13-67, 7:32)	0	7
SD	2	3:41	Carney 20 yd field goal (6-77, 3:11)	3	7
PIT	2	:09	Anderson 39 yd field goal (12-51, 3:32)	3	10
PIT	3	10:37	Anderson 23 yd field goal (9-50, 3:22)	3	13
SD	3	8:03	Pupunu 43 yd pass from Humphries (Carney kick) (5-64, 2:34)	10	13
SD	4	5:13	Martin 43 yd pass from Humphries (Carney kick) (8-80, 4:44)	17	13

Attendance – 61,545

Team Statistics	SD	PIT
TOTAL FIRST DOWNS	13	22
Rushing	4	4
Passing	8	17
Penalty	1	1
3RD DOWN EFF	3-11-27%	11-20-55%
TOTAL NET YARDS	226	415
Total Plays	47	80
Average / Play	4.8	5.2
NET YARDS RUSHING	66	66
Total Plays	24	26
Average / Play	2.8	2.5
NET YARDS PASSING	160	349
Sacked - Yards Lost	1-5	0-0
Gross Yards	165	349
ATT-COMP-INT	22-11-1	54-32-0
Avg. / Play	7.0	6.5

	SD	PIT
PUNTS No. and Avg.	5-38.4	5-44.4
Blocked	0	0
TOTAL RETURN YARDS	74	89
Punt Returns	2-2	2-10
Kickoff Returns	3-72	4-73
Interception Returns	0-0	1-6
PENALTIES No. and Yds	3-15	8-111
FUMBLES No. and Lost	0-0	3-1
TOUCHDOWNS	2	1
Rushing	0	0
Passing	2	1
Returns	0	0
EXTRA POINTS	2-2	1-1
FIELD GOALS	1-1	2-2
FINAL SCORE	17	13
TIME OF POSS	22:47	37:13

SAN DIEGO

Rushing	No	Yds	Avg	Lg	TD
Means	20	69	3.5	17	0
Humphries	4	-3	-.8	0	0

Passing	A	C	Yds	S-L	TD	Lg	IN	Rt
Humphries	22	11	165	1-5	2	43t	1	

Receiving	No	Yds	Avg	Lg	TD
Pupunu	4	76	19.0	43t	1
Means	2	19	9.5	15	0
Jefferson	2	16	8.0	11	0
Martin	1	43	43.0	43t	1
Mitchell	1	19	19.0	19	0
Harmon	1	-8	-8.0	-8	0

INT	No	Yds	Avg	Lg	TD
None					

Punting	No	Yds	Avg	TB	I20	Lg
Wagner	5	192	38.4	0	1	45

Punt Ret No	Yds	Avg	FC	Lg	TD
Gordon 2	2	1.0	0	6	0

KO Ret	No	Yds	Avg	Lg	TD
Coleman	2	49	24.5	32	0
Harmon	1	23	23.0	23	0

PITTSBURGH

Rushing	No	Yds	Avg	Lg	TD
Foster	20	47	2.4	11	0
Williams	3	16	5.3	11	0
Morris	2	2	1.0	1	0
O'Donnell	1	1	1.0	1	0

Passing	A	C	Yds	S-L	TD	Lg	IN	Rt
O'Donnell	54	32	349	0-0	1	33	0	

Receiving	No	Yds	Avg	Lg	TD
Mills	8	106	13.3	19	0
Williams	7	45	6.4	16t	1
Hastings	5	55	11.0	18	0
Green	4	80	20.0	33	0
Thigpen	3	35	11.7	21	0
Foster	3	12	4.0	6	0
Hayes	1	16	16.0	16	0
Morris	1	0	0.0	0	0

INT	No	Yds	Avg	Lg	TD
Woodson	1	6	6.0	6	0

Punting	No	Yds	Avg	TB	I20	Lg
Royals	5	222	44.4	3	1	55

Punt Ret No	Yds	Avg	FC	Lg	TD
Woodson 2	10	5.0	1	10	0
Johnson 0	0	0.0	1	0	0

KO Ret	No	Yds	Avg	Lg	TD
Johnson	4	73	18.3	24	0

1994 AFC Divisonal Playoffs
San Diego Chargers 22, Miami Dolphins 21
Sunday, Jan. 8, 1995 - Jack Murphy Stadium (San Diego, CA)

The Chargers advanced to AFC Championship Game with 22-21 victory over Miami Dolphins in front of San Diego-record home crowd of 63,381 fans. Win moved Chargers to AFC title round for only third time in team history and first time since 1982. Dan Marino threw three first-half touchdown passes and Dolphins led 21-6 at half. San Diego's offense came alive and dominated third quarter. Chargers took opening drive of second half and marched 15 plays to Dolphins' one-yard line before losing ball on downs. But on Miami's first play from scrimmage, Reuben Davis stopped Bernie Parmalee in end zone for safety to make score 21-8. San Diego took ensuing kick and Natrone Means finished 54-yard drive with 24-yard scoring run, breaking several tackles along way and Dolphin lead was trimmed to 21-15. Teams traded possessions through fourth quarter before Stan Humphries hit Mark Seay for what would prove to be game-winning touchdown. But before that could happen, Marino moved Dolphins to San Diego's 30-yard line with 35 seconds left and positioned Pete Stoyanovich for 48-yard field goal attempt, but kick sailed wide right. San Diego dominated game's time of possession, controlling ball 39:20 compared to Miami's 20:40. Another factor was San Diego's running game, which rolled up 202 of team's 466 total yards. Means rushed for personal best 139 yards and Humphries completed 20 of 26 attempts in second half.

Score by Quarters	Q1	Q2	Q3	Q4	Total
Miami Dolphins	7	14	0	0	21
San Diego Chargers	0	6	9	7	22

Tm	Qtr	Time	Play Description (PAT & Drive)	MIA	SD
MIA	1	2:24	Jackson 8 yd pass from Marino (Stoyanovich kick) (9-79, 3:55)	7	0
SD	2	10:36	Carney 20 yd field goal (15-72, 6:48)	7	3
MIA	2	7:21	Jackson 9 yd pass from Marino (Stoyanovich kick) (6-52, 3:15)	14	3
SD	2	2:47	Carney 21 yd field goal (9-70, 4:34)	14	6
MIA	2	:27	Williams 16 yd pass from Marino (Stoyanovich kick) (9-70, 2:20)	21	6
SD	3	6:54	Parmalee tackled by R. Davis for Safety	21	8
SD	3	2:42	Means 24 yd run (Carney kick) (8-54, 4:12)	21	15
SD	4	:35	Seay 8 yd pass from Humphries (Carney kick) (10-61, 2:41)	21	22

Attendance – 63,381

Team Statistics	MIA	SD
TOTAL FIRST DOWNS	17	28
Rushing	2	12
Passing	12	15
Penalty	3	1
3RD DOWN EFF	5-10-50%	9-17-53%
TOTAL NET YARDS	282	466
Total Plays	47	85
Average / Play	6.0	5.5
NET YARDS RUSHING	26	202
Total Plays	8	40
Average / Play	3.3	5.1
NET YARDS PASSING	256	264
Sacked - Yards Lost	1-6	2-12
Gross Yards	262	276
ATT-COMP-INT	38-24-0	43-28-2
Avg. / Play	6.6	5.9

	MIA	SD
PUNTS No. and Avg.	5-45.2	2-43.5
Blocked	0	0
TOTAL RETURN YARDS	140	102
Punt Returns	1-14	2-14
Kickoff Returns	5-112	5-88
Interception Returns	2-14	0-0
PENALTIES No. and Yds	7-47	5-67
FUMBLES No. and Lost	1-0	2-1
TOUCHDOWNS	3	2
Rushing	0	1
Passing	3	1
EXTRA POINTS	3-3	2-2
FIELD GOALS	0-1	2-2
FINAL SCORE	21	22
TIME OF POSS	20:40	39:20

MIAMI

Rushing	No	Yds	Avg	Lg	TD
Parmalee	7	16	2.3	13	0
Craver	1	10	10.0	10	0

Passing	A	C	Yds	S-L	TD	Lg	IN	Rt
Marino	38	24	262	1-6	3	31	0	109.8

Receiving	No	Yds	Avg	Lg	TD
Jackson	8	109	13.6	31	2
Fryar	5	70	14.0	24	0
McDuffie	5	46	9.2	13	0
Craver	2	8	4.0	5	0
Parmalee	2	8	4.0	5	0
Williams	1	16	16.0	16t	1
Saxon	1	5	5.0	5	0

INT	No	Yds	Avg	Lg	TD
Smith	1	14	14.0	14	0
Stewart	1	0	0.0	0	0

Punting	No	Yds	Avg	TB	I20	Lg
Kidd	5	226	45.2	2	2	59

Punt Ret No	Yds	Avg	FC	Lg	TD
McDuffie 1	14	14.0	1	14	0

KO Ret	No	Yds	Avg	Lg	TD
McDuffie	3	87	29.0	42	0
Spikes	1	18	18.0	18	0
Williams	1	7	7.0	7	0

SAN DIEGO

Rushing	No	Yds	Avg	Lg	TD
Means	24	139	5.8	24t	1
Bieniemy	4	33	8.3	17	0
Culver	6	14	2.3	6	0
Harmon	3	12	4.0	6	0
Jefferson	1	3	3.0	3	0
Humphries	2	1	0.5	2	0

Passing	A	C	Yds	S-L	TD	Lg	IN	Rt
Humphries	43	28	276	2-12	1	18	2	71.5

Receiving	No	Yds	Avg	Lg	TD
Harmon	7	57	8.1	15	0
Seay	6	61	10.2	15	1
Martin	5	62	12.4	15	0
Jefferson	3	44	14.7	16	0
Means	3	16	5.3	6	0
Culver	2	23	11.5	18	0
Pupunu	2	13	6.5	13	0

INT	No	Yds	Avg	Lg	TD
None					

Punting	No	Yds	Avg	TB	I20	Lg
Wagner	2	87	43.5	0	1	51

Punt Ret No	Yds	Avg	FC	Lg	TD
Coleman 1	14	14.0	0	14	0
Gordon 1	0	0.0	1	0	0

KO Ret	No	Yds	Avg	Lg	TD
Coleman	3	57	19.0	21	0
Harmon	1	18	18.0	18	0
Bieniemy	1	13	13.0	13	0

1992 AFC Divisonal Playoffs
Miami Dolphins 31, San Diego Chargers 0
Sunday, Jan. 10, 1993 - Joe Robbie Stadium (Miami, FL)

The Chargers history-making season ended with 31-0 loss to Miami Dolphins in Joe Robbie Stadium. Intermittent downpours and soggy field slowed both teams early as each squad was forced to punt on their first four series. Second quarter proved disastrous for San Diego. Stan Humphries was intercepted three times with each leading to Dolphins touchdown and 21-0 halftime lead for Miami. San Diego also suffered fumbled snap on punt attempt in period. Chargers could not get on track in second half either, as Miami chalked up 10 more points and forced two more San Diego turnovers. Chargers' defense was on field most of game (37:08). Junior Seau recorded personal-best 19 tackles. Dolphins special teams put Chargers in poor field position on several occasions, including punts, which pinned San Diego's offense back on its own five, six, four and 15-yard lines.

Score by Quarters	Q1	Q2	Q3	Q4	Total
San Diego Chargers	0	0	0	0	0
Miami Dolphins	0	21	0	10	31

Tm	Qtr	Time	Play Description (PAT & Drive)	SD	MIA
MIA	2	6:30	Paige 1 yd pass from Marino (Stoyanovich kick) (9-48, 5:00)	0	7
MIA	2	1:46	Jackson 9 yd pass from Marino (Stoyanovich kick) (2-37, 0:13)	0	14
MIA	2	:27	Jackson 30 yd pass from Marino (Stoyanovich kick) (4-42, 0:27)	0	21
MIA	4	14:03	Stoyanovich 22 yd field goal (12-60, 7:00)	0	24
MIA	4	8:19	Craver 25 yd run (Stoyanovich kick) (6-53, 4:12)	0	31

Attendance – 72,625

Team Statistics	SD	MIA		SD	MIA
TOTAL FIRST DOWNS	10	18	PUNTS No. and Avg.	7-46.3	8-41.0
Rushing	3	9	Blocked	0	0
Passing	7	9	TOTAL RETURN YARDS	143	93
Penalty	0	0	Punt Returns	1-7	5-45
3RD DOWN EFF	3-15-20%	7-17-41%	Kickoff Returns	6-136	1-18
TOTAL NET YARDS	202	324	Interception Returns	0-0	4-30
Total Plays	62	69	PENALTIES No. and Yds	4-39	0-0
Average / Play	3.3	4.7	FUMBLES No. and Lost	3-1	3-1
NET YARDS RUSHING	70	157	TOUCHDOWNS	0	4
Total Plays	16	40	Rushing	0	1
Average / Play	4.4	3.9	Passing	0	3
NET YARDS PASSING	132	167	Returns	0	0
Sacked - Yards Lost	1-8	0-0	EXTRA POINTS	0-0	4-4
Gross Yards	140	167	FIELD GOALS	0-0	1-1
ATT-COMP-INT	45-18-4	29-17-0	FINAL SCORE	0	31
Avg. / Play	2.9	5.8	TIME OF POSS	22:52	37:08

SAN DIEGO

Rushing	No	Yds	Avg	Lg	TD
Bieniemy	4	26	6.5	14	0
Butts	7	25	3.6	10	0
Humphries	1	10	10.0	10	0
Harmon	4	9	2.3	4	0

Passing	A	C	Yds	S-L	TD	Lg	IN	Rt
Humphries	44	18	140	1-8	0	18	4	11.6
Kidd	1	0	0	0-0	0	0	0	39.6

Receiving	No	Yds	Avg	Lg	TD
Harmon	9	73	8.1	18	0
Walker	3	33	11.0	14	0
Lewis	2	12	6.0	6	0
A. Miller	2	12	6.0	6	0
Jefferson	1	10	10.0	10	0
Butts	1	0	0.0	0	0

INT	No	Yds	Avg	Lg	TD
None					

Punting	No	Yds	Avg	TB	I20	Lg
Kidd	7	324	46.3	2	0	55

Punt Ret	No	Yds	Avg	FC	Lg	TD
Lewis	1	7	7.0	2	7	0

KO Ret	No	Yds	Avg	Lg	TD
Lewis	4	111	27.8	38	0
Bieniemy	1	14	14.0	14	0
Pupunu	1	11	11.0	11	0

MIAMI

Rushing	No	Yds	Avg	Lg	TD
Craver	8	72	9.0	25	1
Humphrey	23	71	3.1	15	0
Parmalee	5	18	3.6	6	0
Clayton	1	0	0.0	0	0
Mitchell	1	-1	-1.0	-1	0
Saxon	2	-3	-1.5	0	0

Passing	A	C	Yds	S-L	TD	Lg	IN	Rt
Marino	29	17	167	0-0	3	30	0	109.4

Receiving	No	Yds	Avg	Lg	TD
Paige	5	14	2.8	4	1
Jackson	4	53	13.3	30	2
Humphrey	4	30	7.5	20	0
Duper	3	57	19.0	28	0
Craver	1	13	13.0	13	0

INT	No	Yds	Avg	Lg	TD
Vincent	2	2	1.0	2	0
Oliver	1	21	21.0	21	0
Cox	1	7	7.0	7	0

Punting	No	Yds	Avg	TB	I20	Lg
Roby	8	328	41.0	1	4	51

Punt Ret	No	Yds	Avg	FC	Lg	TD
Miller	5	45	9.0	0	12	0

KO Ret	No	Yds	Avg	Lg	TD
Craver	1	18	18.0	18	0

1992 AFC Wild Card Playoffs
San Diego Chargers 17, Kansas City Chiefs 0
Saturday, Jan. 2, 1993 - Jack Murphy Stadium (San Diego, CA)

San Diego defeated Kansas City Chiefs, 17-0, in AFC Wild Card playoffs in San Diego's Jack Murphy Stadium. It marked first shutout in history of Wild Card games. It was also first shutout by Chargers over Kansas City and first time Chiefs were shut out in non-strike game since 1985. Two defensive powerhouses battled to scoreless first half. Chargers gained 130 total yards to Chiefs' 122 yards in half, but were sacked four times for 47 yards in losses. San Diego scored first when Marion Butts dashed up middle career-long 54 yards for touchdown. On Chiefs first play of their next possession, tipped pass by Blaise Winter was intercepted by Leslie O'Neal to set up field goal. Up 10-0 in fourth quarter, Chargers put together 11-play, 91-yard drive and culminated series with five-yard scoring plunge by Steve Hendrickson. Chargers gained 192 yards on ground, their second-most productive effort of season. Defense harassed Chiefs passing game causing two interceptions and sacking Dave Krieg seven times to tie season high. Burt Grossman had two-and-a-half sacks and O'Neal and Shawn Lee each had two.

Score by Quarters	Q1	Q2	Q3	Q4	Total
Kansas City Chiefs	0	0	0	0	0
San Diego Chargers	0	0	10	7	17

Tm	Qtr	Time	Play Description (PAT & Drive)	KC	SD
SD	3	5:53	Butts 54 yd run (Carney kick) (4-74, 1:57)	0	7
SD	3	3:33	Carney 34 yd field goal (4-9, 2:03)	0	10
SD	4	4:57	Hendrickson 5 yd run (Carney kick) (11-91, 5:32)	0	17

Attendance – 60,681

Team Statistics	KC	SD		KC	SD
TOTAL FIRST DOWNS	17	18	PUNTS No. and Avg.	8-45.0	6-44.2
Rushing	5	8	Blocked	0	0
Passing	10	7	TOTAL RETURN YARDS	72	78
Penalty	2	3	Punt Returns	2-5	4-35
3RD DOWN EFF	4-14-29%	5-13-39%	Kickoff Returns	1-5	0-0
TOTAL NET YARDS	251	342	Interception Returns	0-0	2-43
Total Plays	60	63	PENALTIES No. and Yds	7-62	5-44
Average / Play	4.2	5.4	FUMBLES No. and Lost	2-1	2-1
NET YARDS RUSHING	61	192	TOUCHDOWNS	0	2
Total Plays	19	35	Rushing	0	2
Average / Play	3.2	5.5	Passing	0	0
NET YARDS PASSING	190	150	Returns	0	0
Sacked - Yards Lost	7-43	5-49	EXTRA POINTS	0-0	2-2
Gross Yards	233	199	FIELD GOALS	0-0	1-2
ATT-COMP-INT	34-16-2	23-14-0	FINAL SCORE	0	17
Avg. / Play	4.6	5.4	TIME OF POSS	30:14	29:46

KANSAS CITY

Rushing	No	Yds	Avg	Lg	TD
Williams	12	35	2.9	8	0
McNair	3	18	6.0	6	0
Krieg	2	4	2.0	3	0
Word	2	4	2.0	3	0

Passing	A	C	Yds	S-L	TD	Lg	IN	Rt
Krieg	34	16	233	7-43	0	28	2	

Receiving	No	Yds	Avg	Lg	TD
Birden	4	78	19.5	24	0
McNair	4	35	8.8	13	0
Davis	3	30	10.0	13	0
Hargain	2	46	23.0	24	0
M. Smith	1	28	28.0	28	0
Williams	1	11	11.0	11	0
Cash	1	5	5.0	5	
0					

INT	No	Yds	Avg	Lg	TD
None					

Punting	No	Yds	Avg	TB	I20	Lg
Barker	8	360	45.0	0	4	54

Punt Ret	No	Yds	Avg	FC	Lg	TD
Carter	1	1	1.0	1	1	0
Mincy	1	4	4.0	1	4	0

KO Ret	No	Yds	Avg	Lg	TD
Carter	1	5	5.0	5	0

SAN DIEGO

Rushing	No	Yds	Avg	Lg	TD
Butts	15	119	7.9	54t	1
Bieniemy	13	38	2.9	6	0
Harmon	4	27	6.8	10	0
Hendrickson	1	5	5.0	5t	1
Bernstine	1	3	3.0	3	0
Humphries	1	0	0.0	0	0

Passing	A	C	Yds	S-L	TD	Lg	IN	Rt
Humphries	23	14	199	5-49	0	44	0	

Receiving	No	Yds	Avg	Lg	TD
Harmon	4	21	5.3	9	0
Walker	3	60	20.0	33	0
Miller	2	58	29.0	44	0
Butts	2	17	8.5	9	0
Lewis	1	39	39.0	39	0
Brennan	1	8	8.0	8	0
Bieniemy	1	-4	-4.0	-4	0

INT	No	Yds	Avg	Lg	TD
Carrington	1	40	40.0	40	0
O'Neal	1	3	3.0	3	0

Punting	No	Yds	Avg	TB	I20	Lg
Kidd	6	265	44.2	0	5	53

Punt Ret	No	Yds	Avg	FC	Lg	TD
Lewis	4	35	8.8	0	14	0
Byrd	0	0	0.0	3	0	0

KO Ret	No	Yds	Avg	Lg	TD
None					

1982 AFC Divisional Playoffs
Miami Dolphins 34, San Diego Chargers 13
Sunday, Jan. 16, 1983 - Orange Bowl (Miami, FL)

San Diego and Miami met for second-straight year in playoffs with Dolphins turning outcome around, winning 34-13. Game matched San Diego, with league's top offense averaging 450.4 yards game, versus Miami and NFL's top defense, allowing 256.9 yards game. Miami took 24-0 lead in second quarter as San Diego did year before in first quarter. San Diego tightened score on 28-yard touchdown pass from Dan Fouts to Charlie Joiner and one-yard touchdown run by Chuck Muncie, but it wasn't enough as Dolphins marched on to victory.

Score by Quarters	Q1	Q2	Q3	Q4	Total
San Diego Chargers	0	13	0	0	13
Miami Dolphins	7	20	0	7	34

Tm	Qtr	Time	Play Description (PAT & Drive)	SD	MIA
MIA	1	6:52	Moore 3 yd pass from Woodley (Von Schamann kick) (5-26, 2:53)	0	7
MIA	2	1:28	Franklin 3 yd run (Von Schamann kick) (13-89, 5:56)	0	14
MIA	2	4:31	Lee 6 yd pass from Woodley (Von Schamann kick) (7-23, 2:53)	0	21
MIA	2	7:15	Von Schamann 24 yd field goal (7-30, 2:32)	0	24
SD	2	11:14	Joiner 28 yd pass from Fouts (kick failed) (3-28, 0:21)	6	24
MIA	2	13:55	Von Schamann 23 yd field goal (7-70, 2:44)	6	27
SD	2	14:38	Muncie 1 yd run (Benirschke kick) (5-76, 0:43)	13	27
MIA	4	:42	Woodley 7 yd run (Von Schamann kick) (8-62, 0:42)	13	34

Attendance – 71,383

Team Statistics	SD	MIA		SD	MIA
TOTAL FIRST DOWNS	17	29	PUNTS No. and Avg.	4-41.3	3-40.3
Rushing	5	15	Blocked	0	0
Passing	9	11	TOTAL RETURN YARDS	127	98
Penalty	3	3	Punt Returns	3-16	2-4
3RD DOWN EFF	4-11-37%	7-14-50%	Kickoff Returns	7-93	3-40
TOTAL NET YARDS	241	413	Interception Returns	1-18	5-54
Total Plays	54	80	PENALTIES No. and Yds	7-62	6-70
Average / Play	4.5	5.2	FUMBLES No. and Lost	3-2	2-1
NET YARDS RUSHING	73	214	TOUCHDOWNS	2	4
Total Plays	17	56	Rushing	1	2
Average / Play	4.3	3.8	Passing	1	2
NET YARDS PASSING	168	199	Returns	0	0
Sacked - Yards Lost	3-23	1-16	EXTRA POINTS	1-2	4-4
Gross Yards	191	215	FIELD GOALS	0-0	2-2
ATT-COMP-INT	34-15-5	23-18-1	FINAL SCORE	13	34
Avg. / Play	4.5	8.3	TIME OF POSS	19:14	40:46

SAN DIEGO

Rushing	No	Yds	Avg	Lg	TD
Muncie	12	56	4.7	16	1
Brooks	3	9	3.0	5	0
Cappelletti	1	5	5.0	5	0
Fouts	1	3	3.0	3	0

Passing	A	C	Yds	S-L	TD	Lg	IN	Rt
Fouts	34	15	191	3-23	1	28	5	32.5

Receiving	No	Yds	Avg	Lg	TD
Muncie	6	53	8.8	18	0
Chandler	2	38	19.0	22	0
Brooks	2	25	12.5	14	0
Sievers	2	21	10.5	16	0
Joiner	1	28	28.0	28t	1
Winslow	1	18	18.0	18	0
Holohan	1	8	8.0	8	0

INT	No	Yds	Avg	Lg	TD
Fox	1	18	18.0	18	0

Punting	No	Yds	Avg	TB	I20	Lg
Buford	4	165	41.3	1	2	50

Punt Ret	No	Yds	Avg	FC	Lg	TD
Brooks	3	16	5.3	0	10	0

KO Ret	No	Yds	Avg	Lg	TD
Brooks	5	78	15.6	24	0
Sievers	1	15	15.0	15	0
Bauer	1	0	0.0	0	0

MIAMI

Rushing	No	Yds	Avg	Lg	TD
Franklin	23	96	4.2	11	1
Nathan	19	83	4.7	13	0
Bennett	7	14	2.0	12	0
Woodley	3	14	4.7	7t	1
Orosz	1	11	11.0	11	0
Vigorito	1	2	2.0	2	0
Jensen	2	-6	-3.0	-3	0

Passing	A	C	Yds	S-L	TD	Lg	IN	Rt
Woodley	22	17	195	1-16	2	53	1	114.8
Nathan	1	1	20	0-0	0	20	0	118.8

Receiving	No	Yds	Avg	Lg	TD
Nathan	8	55	6.9	10	0
Hardy	3	45	15.0	20	0
Cefalo	2	69	34.5	53	0
Vigorito	2	22	11.0	17	0
Harris	1	15	15.0	15	0
Lee	1	6	6.0	6t	1
Moore	1	3	3.0	3t	1

INT	No	Yds	Avg	Lg	TD
Small	1	16	16.0	16	0
G. Blackwood	2	19	19.0	19	0
McNeal	1	20	20.0	20	0
L. Blackwood	1	-1	-1.0	-1	0

Punting	No	Yds	Avg	TB	I20	Lg
Orosz	3	121	40.3	0	1	41

Punt Ret	No	Yds	Avg	FC	Lg	TD
Vigorito	2	4	2.0	0	6	0
Kozlowski	0	0	0.0	1	0	0

KO Ret	No	Yds	Avg	Lg	TD
Walker	2	28	14.0	17	0
Hill	1	12	12.0	12	0

1982 AFC Wild Card Playoffs
San Diego Chargers 31, Pittsburgh Steelers 28
Sunday, Jan. 9, 1983 - Three Rivers Stadium (Pittsburgh, PA)



The Chargers, fifth-seeded AFC team in Super Bowl Tournament, played opening round of playoffs on road for first time, facing AFC's fourth-seeded team, Pittsburgh. After falling behind 14-3 in first quarter, Chargers took 17-14 lead at halftime on 18-yard James Brooks touchdown run and 10-yard scoring pass from Dan Fouts to Eric Sievers. With 14:10 remaining in game, Fouts threw eight-yard touchdown strike on fourth down to Kellen Winslow to move San Diego within four points at 28-24. And with 3:59 left to play, San Diego mounted its game-winning drive and Fouts hit Winslow on screen pass that he carried 12 yards for touchdown and victory. Workhorse of Chargers' offense was Chuck Muncie, who gained 126 yards on 25 attempts. It was Muncie's third-straight 100 yard performance and second-straight against league's number one rated run defense. Fouts threw for 333 yards against Steelers, his fifth career 300-yard effort in playoffs.

Score by Quarters	Q1	Q2	Q3	Q4	Total
San Diego Chargers	3	14	0	14	31
Pittsburgh Steelers	14	0	7	7	28

Tm	Qtr	Time	Play Description (PAT & Drive)	SD	PIT
PIT	1	:12	Ruff recovers Brooks fumble of kickoff in end zone (Anderson kick)	0	7
SD	1	4:50	Benirschke 25 yd field goal (11-91, 4:21)	3	7
PIT	1	10:06	Bradshaw 1 yd run (Anderson kick) (9-71, 5:06)	3	14
SD	2	:06	Brooks 18 yd run (Benirschke kick) (11-80, 4:53)	10	14
SD	2	14:32	Sievers 10 yd pass from Fouts (Benirschke kick) (7-64, 1:18)	17	14
PIT	3	4:48	Cunningham 2 yd pass from Bradshaw (Anderson kick) (8-74, 4:40)	17	21
PIT	4	:50	Stallworth 9 yd pass from Bradshaw (Anderson kick) (10-86, 6:37)	17	28
SD	4	6:18	Winslow 8 yd pass from Fouts (Benirschke kick) (5-29, 2:19)	24	28
SD	4	14:00	Winslow 2 yd pass from Fouts (Benirschke kick) (8-64, 2:59)	31	28

Attendance – 53,546

Team Statistics	SD	PIT		SD	PIT
TOTAL FIRST DOWNS	29	26	PUNTS No. and Avg.	1-48.0	2-32.5
Rushing	6	6	Blocked	0	0
Passing	19	19	TOTAL RETURN YARDS	79	102
Penalty	4	1	Punt Returns	0-0	1-12
3RD DOWN EFF	9-14-64%	6-12-50%	Kickoff Returns	3-36	5-90
TOTAL NET YARDS	479	422	Interception Returns	2-43	0-0
Total Plays	71	62	PENALTIES No. and Yds	6-51	6-54
Average / Play	6.7	6.8	FUMBLES No. and Lost	3-2	1-0
NET YARDS RUSHING	146	97	TOUCHDOWNS	4	4
Total Plays	29	23	Rushing	1	1
Average / Play	5.0	4.2	Passing	3	2
NET YARDS PASSING	333	325	Returns	0	1
Sacked - Yards Lost	0-0	0-0	EXTRA POINTS	4-4	4-4
Gross Yards	333	325	FIELD GOALS	1-1	0-0
ATT-COMP-INT	42-21-0	39-28-2	FINAL SCORE	31	28
Avg. / Play	7.9	8.3	TIME OF POSS	30:23	29:37

SAN DIEGO

Rushing	No	Yds	Avg	Lg	TD
Muncie	25	126	5.0	17	0
Brooks	5	20	6.7	18t	1
Cappelletti	1	0	0.0	0	0

Passing	A	C	Yds	S-L	TD	Lg	IN	Rt
Fouts	42	27	333	0-0	3	33	0	112.5

Receiving	No	Yds	Avg	Lg	TD
Chandler	9	124	13.8	33	0
Winslow	7	102	14.6	30	2
Joiner	5	68	13.6	16	0
Sievers	2	17	8.5	10t	1
Muncie	1	12	12.0	12	0
Fitzkee	1	8	8.0	8	0
Brooks	1	4	4.0	4	0
Cappelletti	1	-2	-2.0	-2	0

INT	No	Yds	Avg	Lg	TD
Laird	1	35	35.0	35	0
Allen	1	8	8.0	8	0

Punting	No	Yds	Avg	TB	I20	Lg
Buford	1	48	48.0	0	0	48

Punt Ret	No	Yds	Avg	FC	Lg	TD
Brooks	0	0	0.0	1	0	0

KO Ret	No	Yds	Avg	Lg	TD
Brooks	3	36	12.0	36	0

PITTSBURGH

Rushing	No	Yds	Avg	Lg	TD
Harris	10	35	3.5	7	0
Pollard	9	47	5.2	18	0
Hawthorne	2	3	1.5	2	0
Bradshaw	2	12	6.0	11	1

Passing	A	C	Yds	S-L	TD	Lg	IN	Rt
Bradshaw	39	28	325	0-0	2	40	2	92.4

Receiving	No	Yds	Avg	Lg	TD
Harris	11	71	6.5	17	0
Stallworth	8	116	14.5	22	1
Cunningham	5	55	11.0	16	1
Pollard	2	29	14.5	20	0
Smith	1	40	40.0	40	0
Swann	1	14	14.0	14	0

INT	No	Yds	Avg	Lg	TD
None					

Punting	No	Yds	Avg	TB	I20	Lg
Goodson	2	65	32.5	0	1	45

Punt Ret	No	Yds	Avg	FC	Lg	TD
Woods	1	12	12.0	0	12	0

KO Ret	No	Yds	Avg	Lg	TD
Abercrombie	4	72	18.0	24	0
Pollard	1	18	18.0	18	0

1981 AFC Championship Game
Cincinnati Bengals 27, San Diego Chargers 7
Sunday, Jan. 10, 1982 - Riverfront Stadium (Cincinnati, OH)

The Chargers lost to Cincinnati in AFC Championship game on coldest day in NFL history. Temperature in Cincinnati dipped to nine-degrees-below-zero with wind chill factor measuring 59-below zero. Cincinnati won coin toss and elected to kick off, forcing San Diego to go into wind in first quarter. Bengals moved ahead 10-0 before teams switched directions in second period and Chargers scored on their first possession on 33-yard screen pass from Dan Fouts to Kellen Winslow and Cincinnati led 17-7 at halftime. Chargers were statistical leaders in first half, but three turnovers inside Bengals' 33-yard line proved costly. San Diego turned ball over to start third quarter leading to another Cincinnati score, and three-yard touchdown pass from Ken Anderson to Don Bass culminated 8:08 drive in final period to clinch Bengals victory. Wes Chandler led all receivers with six catches for 79 yards and Chuck Muncie led all rushers with 23 carries and 94 yards.

Score by Quarters	Q1	Q2	Q3	Q4	Total
San Diego Chargers	0	7	0	0	7
Cincinnati Bengals	10	7	3	7	27

Tm	Qtr	Time	Play Description (PAT & Drive)	SD	CIN
CIN	1	6:55	Breech 31 yd field goal (10-51, 6:12)	0	3
CIN	1	7:54	Harris 8 yd pass from Anderson (Breech kick) (2-12, 0:55)	0	10
SD	2	1:26	Winslow 33 yard pass from Fouts (Benirschke kick) (6-55, 2:58)	7	10
CIN	2	5:03	Johnson 1 yd run (Breech kick) (7-55, 3:21)	7	17
CIN	3	7:13	Breech 38 yd field goal (8-39, 4:52)	7	20
CIN	4	8:08	Bass 3 yd pass from Anderson (Breech kick) (14-68, 7:04)	7	27

Attendance – 46,302

Team Statistics	SD	CIN		SD	CIN
TOTAL FIRST DOWNS	18	19	PUNTS No. and Avg.	2-29.5	3-30.6
Rushing	11	8	Blocked	0	0
Passing	7	11	TOTAL RETURN YARDS	139	64
Penalty	0	0	Punt Returns	1-7	0-0
3RD DOWN EFF	5-12-42%	5-11-46%	Kickoff Returns	7-132	1-40
TOTAL NET YARDS	301	318	Interception Returns	0-0	2-24
Total Plays	61	59	PENALTIES No. and Yds	2-15	3-25
Average / Play	4.9	5.4	FUMBLES No. and Lost	4-2	3-1
NET YARDS RUSHING	128	143	TOUCHDOWNS	1	3
Total Plays	31	36	Rushing	0	1
Average / Play	4.1	3.9	Passing	1	2
NET YARDS PASSING	173	175	Returns	0	0
Sacked - Yards Lost	2-12	0-0	EXTRA POINTS	1-1	3-3
Gross Yards	185	175	FIELD GOALS	0-2	2-2
ATT-COMP-INT	28-15-2	23-15-0	FINAL SCORE	7	27
Avg. / Play	5.8	7.6	TIME OF POSS	29:42	30:18

SAN DIEGO

Rushing	No	Yds	Avg	Lg	TD
Muncie	23	94	4.1	11	0
Brooks	6	23	3.8	9	0
Fouts	1	6	6.0	6	0
Cappelletti	1	5	5.0	5	0

Passing	A	C	Yds	S-L	TD	Lg	IN	Rt
Fouts	28	15	185	2-12	1	33t	2	56.4

Receiving	No	Yds	Avg	Lg	TD
Chandler	6	79	13.2	25	0
Winslow	3	47	15.7	33t	1
Joiner	3	41	13.7	21	0
Brooks	2	5	2.5	4	0
Sievers	1	13	13.0	13	0

INT	No	Yds	Avg	Lg	TD
None					

Punting	No	Yds	Avg	TB	I20	Lg
Roberts	2	59	29.5	0	0	32

Punt Ret	No	Yds	Avg	FC	Lg	TD
Chandler	1	7	7.0	0	7	0

KO Ret	No	Yds	Avg	Lg	TD
Brooks	4	87	21.8	36	0
Beaudoin	2	38	19.0	19	0
Shaw	1	7	7.0	7	0

CINCINNATI

Rushing	No	Yds	Avg	Lg	TD
Johnson	21	80	3.8	11	1
Anderson	5	39	7.8	13	0
Alexander	9	22	2.4	4	0
Collinsworth	1	2	2.0	2	0

Passing	A	C	Yds	S-L	TD	Lg	IN	Rt
Anderson	22	14	161	0-0	2	19	0	115.9
Thompson	1	1	14	0-0	0	14	0	118.8

Receiving	No	Yds	Avg	Lg	TD
Ross	5	69	13.8	19	0
Alexander	3	25	8.3	16	0
Collinsworth	2	28	14.0	16	0
Curtis	2	28	14.0	15	0
Johnson	1	14	14.0	14	0
Harris	1	8	8.0	8t	1
Bass	1	3	3.0	3t	1

INT	No	Yds	Avg	Lg	TD
Kemp	1	24	24.0	24	0
Breeden	1	0	0.0	0	0

Punting	No	Yds	Avg	TB	I20	Lg
McInally	3	92	30.6	0	0	35

Punt Ret	No	Yds	Avg	FC	Lg	TD
None						

KO Ret	No	Yds	Avg	Lg	TD
Verser	1	40	40.0	40	0

1981 AFC Divisional Playoffs
San Diego Chargers 41, Miami Dolphins 38 (OT)
Saturday, Jan. 2, 1982 - Orange Bowl (Miami, FL)

The Chargers traveled to Miami's Orange Bowl to face AFC East Division champion Miami and won epic struggle, 41-38, on 29-yard Rolf Benirscke field goal at 13:52 mark of first overtime period. San Diego jumped out to early 24-0 lead, only to have Dolphins close gap under direction of substitute quarterback Don Strock. Score was 24-17 at halftime and in second half Dolphins knotted score at 24 and again at 31 before assuming their first lead, 38-31, on 12-yard run by Tony Nathan. But late in fourth quarter after Dolphin turnover, Dan Fouts threw eight-yard TD pass to James Brooks with 58 seconds left in regulation to tie game, 38-38. With four seconds left Dolphins had chance to win it but Miami's 43-yard field goal try was blocked by Kellen Winslow, sending game into overtime. In OT Benirschke missed 27-yard attempt and Uwe Von Schamann had another attempt blocked, this time by Leroy Jones. Ultimately, Chargers' game-winning drive was highlighted by receptions of 20 and 29 yards by Wes Chandler and Charlie Joiner, respectively. Fouts set division playoff passing records for completions, attempts and yards, as did Winslow with 13 catches. Chandler had 56-yard punt return for touchdown for Chargers, first-ever punt return for touchdown in AFC divisional playoff game. Chargers broke total 15 divisional playoff team records and tied two others.

Score by Quarters	Q1	Q2	Q3	Q4	OT	Total
San Diego Chargers	24	0	7	7	3	41
Miami Dolphins	0	17	14	7	0	38

Tm	Qtr	Time	Play Description (PAT & Drive)	SD	MIA
SD	1	5:11	Benirschke 32 yd field goal (9-64, 5:11)	3	0
SD	1	7:36	Chandler 56 yd punt return (Benirschke kick)	10	0
SD	1	11:02	Muncie 1 yd run (Benirschke kick) (7-29, 3:16)	17	0
SD	1	13:29	Brooks 8 yd pass from Fouts (Benirschke kick) (3-11, 0:48)	24	0
MIA	2	6:29	Von Schamann 34 yd field goal (10-63, 3:34)	24	3
MIA	2	12:15	Rose 1 yd pass from Strock (Von Schamann kick) (7-39, 3:59)	24	10
MIA	2	15:00	Nathan 25 yd run off lateral from Harris after 15 yd pass from Strock (Von Schamann kick) (4-63, 0:30)	24	17
MIA	3	4:10	Rose 15 yd pass from Strock (Von Schamann kick) (8-74, 4:10)	24	24
SD	3	10:45	Winslow 25 yd pass from Fouts (Benirschke kick) (6-60, 2:24)	31	24
MIA	3	13:32	Hardy 50 yd pass from Strock (Von Schamann kick) (6-83, 2:47)	31	31
MIA	4	:07	Nathan 12 yd run (Von Schamann kick) (2-15, 0:54)	31	38
SD	4	14:02	Brooks 9 yd pass from Fouts (Benirschke kick) (10-82, 3:41)	38	38
SD	5	13:52	Benirschke 29 yd field goal (6-74, 2:25)	41	38

Attendance – 73,735

Team Statistics	SD	MIA		SD	MIA
TOTAL FIRST DOWNS	33	25	PUNTS No. and Avg.	4-40.3	5-42.0
Rushing	10	3	Blocked	0	0
Passing	21	21	TOTAL RETURN YARDS	189	140
Penalty	2	1	Punt Returns	2-64	1-12
3RD DOWN EFF	8-15-53%	8-16-50%	Kickoff Returns	6-90	6-98
TOTAL NET YARDS	564	466	Interception Returns	2-35	1-30
Total Plays	85	78	PENALTIES No. and Yds	8-45	7-44
Average / Play	6.6	6.0	FUMBLES No. and Lost	3-3	2-1
NET YARDS RUSHING	149	78	TOUCHDOWNS	5	5
Total Plays	29	28	Rushing	1	1
Average / Play	5.1	2.8	Passing	3	4
NET YARDS PASSING	415	388	Returns	1	0
Sacked - Yards Lost	2-18	3-29	EXTRA POINTS	5-5	5-5
Gross Yards	433	417	FIELD GOALS	2-4	1-3
ATT-COMP-INT	54-33-1	41-30-2	FINAL SCORE	41	38
Avg. / Play	7.4	7.8	TIME OF POSS	37:44	36:08

SAN DIEGO

Rushing	No	Yds	Avg	Lg	TD
Muncie	24	120	5.0	18	1
Brooks	3	19	6.3	14	0
Fouts	2	10	5.0	8	0

Passing	A	C	Yds	S-L	TD	Lg	IN	Rt
Fouts	53	33	433	2-18	3	47	1	99.0
Muncie	1	0	0	0-0	0	0	0	39.6

Receiving	No	Yds	Avg	Lg	TD
Winslow	13	166	12.8	31	1
Joiner	7	108	15.4	39	0
Chandler	6	106	17.7	47	0
Brooks	4	31	7.8	9t	2
Muncie	2	5	2.5	8	0
Scales	1	17	17.0	17	0

INT	No	Yds	Avg	Lg	TD
Edwards	1	35	35.0	35	0
Buchanon	1	0	0.0	0	0

Punting	No	Yds	Avg	TB	I20	Lg
Roberts	4	161	40.3	3	0	47

Punt Ret	No	Yds	Avg	FC	Lg	TD
Chandler	1	56	56.0	0	56t	1

KO Ret	No	Yds	Avg	Lg	TD
Brooks	5	75	15.0	33	0
Beaudoin	1	15	15.0	15	0

MIAMI

Rushing	No	Yds	Avg	Lg	TD
Nathan	14	48	3.4	12t	1
Franklin	9	6	0.7	3	0
Woodley	1	10	10.0	10	0
Hill	3	8	2.7	4	0
Vigorito	1	6	6.0	6	0

Passing	A	C	Yds	S-L	TD	Lg	IN	Rt
Strock	42	28	397	0-0	4	50t	1	118.8
Woodley	5	2	20	3-29	0	15	1	12.5

Receiving	No	Yds	Avg	Lg	TD
Nathan	8	108	13.5	27	1
Harris	6	106	17.7	30	0
Hardy	5	89	17.8	50t	1
Rose	4	37	9.3	15t	2
Cefalo	3	62	20.7	23	0
Vigorito	2	12	6.0	8	0
Hill	2	3	1.5	2	0

INT	No	Yds	Avg	Lg	TD
Blackwood	1	8	8.0	8	0
Small	0	22	–	22	0

Punting	No	Yds	Avg	TB	I20	Lg
Orosz	5	210	42.0	1	0	45

Punt Ret	No	Yds	Avg	FC	Lg	TD
Vigorito	1	12	12.0	0	12	0

KO Ret	No	Yds	Avg	Lg	TD
Vigorito	4	67	16.8	21	0
Walker	1	18	18.0	18	0
Hill	1	13	13.0	13	0

1980 AFC Championship Game
Oakland Raiders 34, San Diego Chargers 27
Sunday, Jan. 11, 1981 - Jack Murphy Stadium (San Diego, CA)

Oakland took 28-7 lead in first half and then held off late San Diego bid to beat Chargers for American Football Conference championship. On third play from scrimmage, Raiders quarterback Jim Plunkett had pass bounce off hands of his intended receiver Kenny King and into grasp of Raymond Chester, who took pass in for 65-yard score. San Diego's initial drive was halted when John Jefferson slipped on wet turf and Dan Fouts' pass zipped into hands of defender Lester Hayes. Chargers tied score minutes later on 48-yard pass from Fouts to Charlie Joiner but Oakland retaliated with 76-yard scoring drive, aided by Plunkett pass to Cliff Branch for 48 yards and pass interference penalty. By end ofthe first quarter, Oakland led 21-7, and two quarterbacks had combined for 314 yards passing. Oakland later scored on three-yard run by Mark Van Eeghen, making score 28-7. San Diego scored near end of first half on eight-yard pass from Fouts toJoiner. In third quarter, Rolf Benirschke kicked field goal and Chuck Muncie scored from six yards to narrow Raiders' lead to 28-24. Oakland then marched 68 and 37 yards to set up two Chris Bahr field goals while running 10:38 off clock. Trailing 34-24 Chargers drove for field goal from Benirschke that left them one touchdown behind with 6:52 to play, but Oakland controlled ball for final 6:52 and held on for victory.

Score by Quarters	Q1	Q2	Q3	Q4	Total
Oakland Raiders	21	7	3	3	34
San Diego Chargers	7	7	10	3	27

Tm	Qtr	Time	Play Description (PAT & Drive)	OAK	SD
OAK	1	1:35	Chester 65 yd pass from Plunkett (Bahr kick) (3-71, 1:26)	0	7
SD	1	7:04	Joiner 48 yd pass from Fouts (Benirschke kick) (3-62, 1:21)	7	7
OAK	1	11:14	Plunkett 5 yd run (Bahr kick) (7-76, 4:00)	14	7
OAK	1	13:25	King 21 yd pass from Plunkett (Bahr kick) (4-49, 1:33)	21	7
OAK	2	8:34	Van Eeghen 3 yd run (Bahr kick) (7-29, 3:31)	28	7
SD	2	13:55	Joiner 8 yd pass from Fouts (Benirschke kick) (13-64, 5:00)	28	14
SD	3	4:34	Benirschke 26 yd field goal (12-68, 4:26)	28	17
SD	3	8:47	Muncie 6 yd run (Benirschke kick) (6-41, 2:29)	28	24
OAK	3	14:11	Bahr 27 yd field goal (9-68, 5:15)	31	24
OAK	4	5:14	Bahr 33 yd field goal (10-37, 5:14)	34	24
SD	4	8:08	Benirschke 27 yd field goal (12-72, 2:48)	34	27

Attendance – 52,428

Team Statistics	OAK	SD		OAK	SD
TOTAL FIRST DOWNS	21	26	PUNTS No. and Avg.	4-56.0	2-40.5
Rushing	8	6	Blocked	0	0
Passing	12	17	TOTAL RETURN YARDS	164	140
Penalty	1	3	Punt Returns	2-20	2-41
3RD DOWN EFF	9-16-56%	8-13-62%	Kickoff Returns	6-103	6-99
TOTAL NET YARDS	362	434	Interception Returns	2-41	0-0
Total Plays	66	71	PENALTIES No. and Yds	7-54	6-45
Average / Play	5.5	6.1	FUMBLES No. and Lost	0-0	5-1
NET YARDS RUSHING	138	83	TOUCHDOWNS	4	3
Total Plays	42	23	Rushing	2	1
Average / Play	3.3	3.6	Passing	2	2
NET YARDS PASSING	224	351	Returns	0	0
Sacked - Yards Lost	6-37	2-13	EXTRA POINTS	4-4	3-3
Gross Yards	261	364	FIELD GOALS	2-2	2-2
ATT-COMP-INT	18-14-0	46-23-2	FINAL SCORE	34	27
Avg. / Play	9.3	7.3	TIME OF POSS	35:03	24:57

OAKLAND

Rushing	No	Yds	Avg	Lg	TD
Van Eeghen	20	85	4.3	10	0
King	11	35	3.2	8	0
Jensen	2	7	3.5	4	0
Plunkett	4	6	1.5	5t	1
Whittington	5	5	1.0	2	0

Passing	A	C	Yds	S-L	TD	Lg	IN	Rt
Plunkett	18	14	261	6-37	2	65t	0	155.8

Receiving	No	Yds	Avg	Lg	TD
Chester	5	102	20.4	65t	1
Branch	3	78	26.0	48	0
King	2	43	21.5	22	1
Chandler	2	27	13.5	16	0
Whittington	2	11	5.5	6	0

INT	No	Yds	Avg	Lg	TD
Owens	1	25	25.0	25	0
Hayes	1	16	16.0	16	0

Punting	No	Yds	Avg	TB	I20	Lg
Guy	4	224	56.0	1	0	71

Punt Ret	No	Yds	Avg	FC	Lg	TD
Matthews	2	20	10.0	0	14	0

KO Ret	No	Yds	Avg	Lg	TD
Whittington	4	67	16.8	24	0
Moody	2	36	18.0	21	0

SAN DIEGO

Rushing	No	Yds	Avg	Lg	TD
Thomas	12	48	4.0	9	0
Muncie	9	34	3.8	16	1
Fouts	1	2	2.0	2	0
Smith	1	-1	-1.0	-1	0

Passing	A	C	Yds	S-L	TD	Lg	IN	Rt
Fouts	45	22	336	2-13	2	55	2	70.2
Winslow	1	1	28	0-0	0	28	0	118.8

Receiving	No	Yds	Avg	Lg	TD
Joiner	6	130	21.7	48t	2
Thomas	5	40	8.0	24	0
Jefferson	4	71	17.8	28	0
Smith	3	76	25.3	55	0
Winslow	3	42	14.0	21	0
Muncie	2	5	2.5	3	0

INT	No	Yds	Avg	Lg	TD
None					

Punting	No	Yds	Avg	TB	I20	Lg
Partridge	2	81	40.5	0	0	41

Punt Ret	No	Yds	Avg	FC	Lg	TD
Fuller	2	41	20.5	1	28	0

KO Ret	No	Yds	Avg	Lg	TD
Bauer	5	89	17.8	27	0
Duncan	1	10	10.0	10	0

1980 AFC Divisonal Playoffs
San Diego Chargers 20, Buffalo Bills 14
Saturday, Jan. 3, 1981 - San Diego Stadium (San Diego, CA)

Quarterback Dan Fouts connected with Ron Smith on 50-yard touchdown pass with 2:08 remaining in fourth quarter for game-winning score. Fouts completed pass on 3rd-and-10 with Chargers trailing 14-13. With win Chargers advanced to American Football Conference Championship Game against Oakland. Fouts completed 22 of 37 passes for 314 yards and two touchdowns, 20th 300-yard game of his career. San Diego's defense held Buffalo to 97 yards rushing. 50-yard, game-winning touchdown catch was longest of Smith's career. Down 14-3 at half, momentum changed in third quarter with Chargers going 70 yards in four plays for touchdown on first series. Chuck Muncie ran for 18 yards, then Charlie Joiner caught 45-yard pass and two plays later, Joiner capped off drive with nine-yard scoring reception, making score 14-10. Down 14-13 after field goal, Chargers started their final drive at Buffalo 31-yard line with 3:59 to play. Passes to Mike Thomas and John Jefferson put ball at midfield, setting stage for Fouts' game-winner to Smith.

Score by Quarters	Q1	Q2	Q3	Q4	Total
Buffalo Bills	0	14	0	0	14
San Diego Chargers	3	0	7	10	20

Tm	Qtr	Time	Play Description (PAT & Drive)	BUF	SD
SD	1	11:16	Benirschke 22 yd field goal (12-69, 6:45)	0	3
BUF	2	:44	Leaks 1 yd run (Mike-Mayer kick) (12-72, 4:20)	7	3
BUF	2	14:44	Lewis 9 yd pass from Ferguson (Mike-Mayer kick) (4-33, 1:32)	14	3
SD	3	1:34	Joiner 9 yd pass from Fouts (Benirschke kick) (4-70, 1:25)	14	10
SD	4	:51	Benirschke 22 yd field goal (8-45, 4:13)	14	13
SD	4	12:52	Smith 50 yd pass from Fouts (Benirschke kick) (5-69, 1:51)	14	20

Attendance – 52,028

Team Statistics	BUF	SD		BUF	SD
TOTAL FIRST DOWNS	17	21	PUNTS No. and Avg.	6-44.5	4-27.8
Rushing	6	6	Blocked	0	1
Passing	9	14	TOTAL RETURN YARDS	97	126
Penalty	2	1	Punt Returns	2-13	3-29
3RD DOWN EFF	5-14-36%	2-11-18%	Kickoff Returns	5-84	3-50
TOTAL NET YARDS	244	397	Interception Returns	1-0	3-47
Total Plays	66	64	PENALTIES No. and Yds	5-40	6-66
Average / Play	3.7	6.2	FUMBLES No. and Lost	0-0	3-2
NET YARDS RUSHING	97	96	TOUCHDOWNS	2	2
Total Plays	33	25	Rushing	1	0
Average / Play	2.9	3.8	Passing	1	2
NET YARDS PASSING	147	301	Returns	0	0
Sacked - Yards Lost	3-33	2-13	EXTRA POINTS	2-2	2-2
Gross Yards	180	314	FIELD GOALS	0-2	2-3
ATT-COMP-INT	30-15-3	37-22-1	FINAL SCORE	14	20
Avg. / Play	4.5	7.7	TIME OF POSS	33:14	26:46

BUFFALO

Rushing	No	Yds	Avg	Lg	TD
Cribbs	18	53	2.9	9	0
Manucci	2	21	10.5	15	0
Brown	9	17	1.9	5	0
Leaks	4	6	1.5	2	1

Passing	A	C	Yds	S-L	TD	Lg	IN	Rt
Ferguson	24	15	180	3-33	1	19	3	59.7
Manucci	1	0	0	0-0	0	0	0	39.6

Receiving	No	Yds	Avg	Lg	TD
Brammer	4	62	15.5	19	0
Cribbs	4	36	9.0	11	0
Lewis	3	45	15.0	18	1
Butler	2	19	9.5	12	0
Leaks	1	17	17.0	17	0
Hooks	1	1	1.0	1	0

INT	No	Yds	Avg	Lg	TD
Simpson	1	0	0.0	0	0

Punting	No	Yds	Avg	TB	I20	Lg
Cater	6	267	44.5	2	0	55

Punt Ret	No	Yds	Avg	FC	Lg	TD
Hooks	2	13	6.5	0	7	0

KO Ret	No	Yds	Avg	Lg	TD
Solomon	5	84	16.8	26	0

SAN DIEGO

Rushing	No	Yds	Avg	Lg	TD
Muncie	18	80	4.4	18	0
Thomas	5	22	4.4	8	0
Fouts	2	-6	-3.0	-3	0

Passing	A	C	Yds	S-L	TD	Lg	IN	Rt
Fouts	37	22	314	2-13	2	50t	1	93.8

Receiving	No	Yds	Avg	Lg	TD
Jefferson	7	102	14.6	24	0
Muncie	6	53	8.8	16	0
Joiner	4	83	20.8	45	1
McCrary	2	19	9.5	11	0
Smith	1	50	50.0	50t	1
Winslow	1	5	5.0	5	0
Thomas	1	2	2.0	2	0

INT	No	Yds	Avg	Lg	TD
Edwards	2	27	13.5	15	0
Fuller	1	20	20.0	20	0

Punting	No	Yds	Avg	TB	I20	Lg
Partridge	3	111	37.0	0	0	52

Punt Ret	No	Yds	Avg	FC	Lg	TD
Fuller	3	29	9.7	1	11	0

KO Ret	No	Yds	Avg	Lg	TD
Bauer	2	39	19.5	25	0
Duncan	1	11	11.0	11	0

1979 AFC Divisonal Playoffs
Houston Oilers 17, San Diego Chargers 14
Saturday, Dec. 29, 1979 - San Diego Stadium (San Diego, CA)

The Chargers 1979 season, featuring one of best teams in franchise history, ended in disappointment as Bolts fell to Houston Oilers, 17-14, in Divisonal Playoff game at San Diego Stadium. Chargers were rolling early and took 7-0 lead on Clarence Williams' one-yard touchdown on Bolts first offensive possession of game. But Houston scored 10 unanswered points in second quarter and led at half, 10-7. On opening drive of third quarter, San Diego reclaimed lead when Lydell Mitchell scored on eight-yard run for 14-10 lead. Houston came back later in quarter as Mike Renfro caught 47-yard touchdown pass from Gifford Nielsen and Oilers jumped back out to 17-14 lead. Chargers tried to fight back in fourth quarter, but two Dan Fouts interceptions proved costly and Houston upset Chargers and eliminated them from playoffs.

Score by Quarters	Q1	Q2	Q3	Q4	Total
Houston Oilers	0	10	7	0	17
San Diego Chargers	7	0	7	0	14

Tm	Qtr	Time	Play Description (PAT & Drive)	HOU	SD
SD	1	10:11	Williams 1 yd run (Wood kick) (11-81, 4:08)	0	7
HOU	2	10:58	Fritsch 26 yd field goal (5-20, 2:08)	3	7
HOU	2	14:41	Clark 1 yd run (Fritsch kick) (8-38, 2:40)	10	7
SD	3	1:52	Mitchell 8 yd run (Wood kick) (6-65, 1:44)	10	14
HOU	3	12:55	Renfro 47 yd pass from Nielsen (Fritsch kick) (3-46, 0:57)	17	14

Attendance – 51,192

Team Statistics	HOU	SD
TOTAL FIRST DOWNS	15	25
Rushing	9	6
Passing	5	17
Penalty	1	2
3RD DOWN EFF	8-16-50%	7-13-54%
TOTAL NET YARDS	259	380
Total Plays	59	68
Average / Play	4.4	5.6
NET YARDS RUSHING	148	63
Total Plays	40	19
Average / Play	3.7	3.3
NET YARDS PASSING	111	317
Sacked - Yards Lost	0-0	2-16
Gross Yards	111	333
ATT-COMP-INT	19-10-1	47-25-5
Avg. / Play	5.8	6.5

	HOU	SD
PUNTS No. and Avg.	6-40.7	2-32.0
Blocked	0	0
TOTAL RETURN YARDS	89	113
Punt Returns	1-25	3-29
Kickoff Returns	3-53	4-84
Interception Returns	5-11	1-0
PENALTIES No. and Yds	5-45	6-30
FUMBLES No. and Lost	0-0	0-0
TOUCHDOWNS	2	2
Rushing	1	2
Passing	1	0
Returns	0	0
EXTRA POINTS	2-2	2-2
FIELD GOALS	1-1	0-1
FINAL SCORE	17	14
TIME OF POSS	30:06	29:54

HOUSTON

Rushing	No	Yds	Avg	Lg	TD
Carpenter	18	67	3.7	11	0
Wilson	11	39	3.5	14	0
Clark	9	30	3.3	11	1
Nielsen	2	12	6.0	14	0

Passing	A	C	Yds	S-L	TD	Lg	IN	Rt
Nielsen	19	10	111	0-0	1	47t	1	65.9

Receiving	No	Yds	Avg	Lg	TD
Carpenter	4	23	5.8	7	0
T. Wilson	3	16	5.3	10	0
Renfro	1	47	47.0	47t	1
Coleman	1	13	13.0	13	0
Barber	1	12	12.0	12	0

INT	No	Yds	Avg	Lg	TD
Perry	4	0	0.0	0	0
Reinfeldt	0	8	--	8	0
J.C. Wilson	1	3	3.0	3	0

Punting	No	Yds	Avg	TB	I20	Lg
Parsley	6	248	40.7	0	2	50

Punt Ret	No	Yds	Avg	FC	Lg	TD
Ellender	1	25	25.0	1	25	0

KO Ret	No	Yds	Avg	Lg	TD
Hartwig	2	37	18.5	24	0
Ellender	1	16	16.0	16	0

SAN DIEGO

Rushing	No	Yds	Avg	Lg	TD
Mitchell	8	33	4.1	8t	1
C. Williams	11	30	2.7	8	1

Passing	A	C	Yds	S-L	TD	Lg	IN	Rt
Fouts	47	25	333	2-16	0	34	5	36.3

Receiving	No	Yds	Avg	Lg	TD
Joiner	4	81	20.3	30	0
Jefferson	4	70	17.5	21	0
Klein	5	41	8.2	16	0
C. Williams	4	30	7.5	12	0
Mitchell	4	26	6.5	9	0
Floyd	3	51	17.0	23	0
McCrary	1	34	34.0	34	0

INT	No	Yds	Avg	Lg	TD
M. Williams	1	0	0.0	0	0

Punting	No	Yds	Avg	TB	I20	Lg
West	2	64	32.0	0	0	35

Punt Ret	No	Yds	Avg	FC	Lg	TD
Fuller	3	29	9.7	1	15	0

KO Ret	No	Yds	Avg	Lg	TD
Owens	3	60	20.0	27	0
Bauer	1	24	24.0	24	0

1965 AFL Championship Game
Buffalo Bills 23, San Diego Chargers 0
Sunday, Dec. 26, 1965 - Balboa Stadium (San Diego, CA)

It was same two teams that met in 1964 Championship game with scene shifting from East to West Coast. But there obviously was no hometown advantage for San Diego Chargers. Coach Lou Saban's Buffalo Bills found 59-degree weather much to their liking in San Diego's Balboa Stadium, rolling to 23-0 victory before 30,361 downhearted fans. San Diego's offensive unit was unable to generate any type of serious attack after first quarter and Jack Kemp-led Bills broke loose in second period. Kemp teamed with end Ernie Warlick for initial score, 18-yard pass play capping 60-yard drive. Just 2:20 later, Bills struck again on 74-yard punt return by Butch Byrd and at halftime, Buffalo was ahead 14-0. In second half, Chargers were able to contain Buffalo's ground game and Kemp's passing, but couldn't stop talented toe of placekicker Pete Gogolak. His soccer-style kicks connected twice in third quarter from 11 and 39 yards and once more in final period from 32 yards.

Score by Quarters	Q1	Q2	Q3	Q4	Total
Buffalo Bills	0	14	6	3	23
San Diego Chargers	0	0	0	0	0

Tm	Qtr	Time	Play Description (PAT & Drive)	BUF	SD
BUF	2	4:59	Warlick 18 yd pass from Kemp (Gogolak kick) (6-60)	7	0
BUF	2	2:29	Byrd 74 yd punt return (Goglak kick)	14	0
BUF	3	9:21	Gogolak 11 yd field goal (7-20)	17	0
BUF	3	:45	Gogolak 39 yd field goal (4--9)	20	0
BUF	4	11:45	Gogolak 32 yd field goal (5-5)	23	0

Attendance – 30,361

Team Statistics	BUF	SD
TOTAL FIRST DOWNS	14	12
Rushing	4	5
Passing	9	7
Penalty	1	0
NET YARDS RUSHING	108	104
Total Plays	36	27
Yards Gained	112	127
Yards Lost	4	23
Average / Play	3.0	3.9
NET YARDS PASSING	152	119
Attempts	20	25
Completions	9	12
Interceptions	1	2
TOTAL OFFENSE	260	223
Total Plays	58	57
Avg. / Play	4.5	3.9

	BUF	SD
INTERCEPTION RET. YARDS	36	0
Interceptions	2	1
NUMBER OF PUNTS	4	7
Punt Yards	185	285
Blocked	0	0
PUNT RETURN YARDS	87	12
Returns	3	1
KICKOFF RETURN YARDS	17	97
Returns	1	3
PENALTY YARDS	21	41
Penalties	2	3
FUMBLES/LOST	1/0	1/0

BUFFALO

Rushing	No	Yds	Avg	Lg	TD
Carlton	16	63	3.9	8	0
Joe	16	35	2.2	11	0
Stone	3	5	1.7	2	0
Smith	1	5	5.0	5	0

Passing	A	C	Yds	S-L	TD	Lg	IN	Rt
Kemp	19	8	155	1-5	1	49	1	66.8
Lamonica	1	1	12	0	0	12	0	116.7

Receiving	No	Yds	Avg	Lg	TD
Roberson	3	88	29.3	49	0
Warlick	3	35	11.7	18	1
Costa	2	32	16.0	22	0
Tracy	1	12	12.0	12	0

INT	No	Yds	Avg	Lg	TD
Byrd	1	24	24.0	24	0
Jacobs	1	12	12.0	12	0

Punting	No	Yds	Avg	TB	I20	Lg
Maguire	4	185	46.3	0	3	59

Punt Ret	No	Yds	Avg	FC	Lg	TD
Byrd	3	87	29.0	0	74t	1

KO Ret	No	Yds	Avg	Lg	TD
Warner	1	17	17.0	17	0

SAN DIEGO

Rushing	No	Yds	Avg	Lg	TD
Lowe	12	57	4.8	47	0
Hadl	8	24	3.0	8	0
Lincoln	4	16	4.0	10	0
Foster	2	9	4.5	10	0
Breaux	1	-2	-2.0	-2	0

Passing	A	C	Yds	S-L	TD	Lg	IN	Rt
Hadl	23	11	140	3-30	0	35	2	31.1
Breaux	2	1	24	2-15	0	24	0	93.8

Receiving	No	Yds	Avg	Lg	TD
Alworth	4	82	20.5	25	0
Lowe	3	3	1.0	2	0
Norton	1	35	35.0	35	0
Farr	1	24	24.0	24	0
MacKinnon	1	10	10.0	10	0
Lincoln	1	7	7.0	7	0
Kocourek	1	3	3.0	3	0

INT	No	Yds	Avg	Lg	TD
Warren	1	0	0.0	0	0

Punting	No	Yds	Avg	TB	I20	Lg
Hadl	5	257	51.4	1	0	64
Allison	2	28	14.0	0	0	19

Punt Ret	No	Yds	Avg	FC	Lg	TD
Duncan	1	12	12.0	0	12	0
Graham	0	0	0.0	1	0	0

KO Ret	No	Yds	Avg	Lg	TD
Duncan	2	62	31.0	49	0
Farr	1	35	35.0	35	0

1964 AFL Championship Game
Buffalo Bills 20, San Diego Chargers 7
Sunday, Dec. 26, 1964 - War Memorial Stadium (Buffalo, NY)

Lou Saban sent his Buffalo Bills out for post-Christmas gift after three lean years and one near miss in American Football League. Bills found what they were looking for and wrapped up defending champion San Diego Chargers, 20-7, for AFL Championship before 40,242 howling hometown fans. Chargers started out as if they meant to repeat their 51-10 conquest of Boston Patriots in 1963 title game. They boomed from their own 20 in four plays with payoff 26-yard strike from retiring quarterback Tobin Rote to tight end Dave Kocourek. Keith Lincoln's PAT at 2:16 of first period was last time San Diego got on scoreboard. Disaster soon struck visitors when Lincoln was forced out of action with broken rib on "the tackle heard around world" by Buffalo linebacker Mike Stratton. Coupled with absence of Lance Alworth, injury to Lincoln left Chargers offense impotent. Buffalo forged to 13-7 halftime lead on field goals from 12 and 17 yards by rookie ace Pete Gogolak and four-yard touchdown run by halfback Wray Carlton. Bills tallied again in final quarter on sneak by quarterback Jack Kemp.

Score by Quarters	Q1	Q2	Q3	Q4	Total
San Diego Chargers	7	0	0	0	7
Buffalo Bills	3	10	0	7	20

Tm	Qtr	Time	Play Description (PAT & Drive)	SD	BUF
SD	1	11:49	Kocourek 26 yd pass from Rote (Lincoln kick) (4-80)	7	0
BUF	1	4:20	Gogolak 12 yd field goal (8-61)	7	3
BUF	2	7:11	Carlton 4 yd run (Gogolak kick) (8-56)	7	10
BUF	2	2:28	Gogolak 17 yd field goal (7-51)	7	13
BUF	4	9:12	Kemp 1 yd run (Gogolak kick) (3-52)	7	20

Attendance – 40,242

Team Statistics	SD	BUF
TOTAL FIRST DOWNS	15	21
Rushing	7	12
Passing	7	8
Penalty	1	1
NET YARDS RUSHING	124	219
NET YARDS PASSING	135	168
Attempts	36	20
Completions	13	10
Interceptions	3	0
TOTAL OFFENSE	259	387
INTERCEPTION RET. YARDS	0	8
Interceptions	0	3

	SD	BUF
PUNTING AVERAGE	36.4	46.8
Punts	5	5
PUNT RETURN YARDS	58	6
Returns	2	1
KICKOFF RETURN YARDS	175	71
Returns	4	2
PENALTY YARDS	20	45
Penalties	3	3
FUMBLES/LOST	1/0	0/0

SAN DIEGO

Rushing	No	Yds	Avg	Lg	TD
Lowe	7	34	4.9	16	0
Kinderman	4	14	3.5	7	0
Lincoln	3	47	15.7	38	0
MacKinnon	1	17	17.0	17	0
Hadl	1	13	13.0	13	0
Rote	1	6	6.0	6	0
Norton	1	-7	-7.0	-7	0

Passing	A	C	Yds	S-L	TD	Lg	IN	Rt
Rote	26	10	118	1-14	1	22	2	33.8
Hadl	10	3	31	0-0	0	26	1	0.4

Receiving	No	Yds	Avg	Lg	TD
Kinderman	4	52	13.0	22	0
MacKinnon	3	12	4.0	7	0
Kocourek	2	52	26.0	26	1
Lowe	2	9	4.5	8	0
Norton	1	13	13.0	13	0
Lincoln	1	11	11.0	11	0

INT	No	Yds	Avg	Lg	TD
None					

Punting	No	Yds	Avg	TB	I20	Lg
Hadl	5	183	36.6	0	1	43

Punt Ret	No	Yds	Avg	FC	Lg	TD
Robinson	1	30	30.0	0	30	0
Duncan	1	28	28.0	0	28	0

KO Ret	No	Yds	Avg	Lg	TD
Duncan	3	147	49.0	72	0
Warren	1	28	28.0	28	0

BUFFALO

Rushing	No	Yds	Avg	Lg	TD
Gilchrist	16	122	7.6	39	0
Carlton	18	70	3.9	13	1
Kemp	5	16	3.2	12	1
Dubenion	1	9	9.0	9	0
Lamonica	1	2	2.0	2	0

Passing	A	C	Yds	S-L	TD	Lg	IN	Rt
Kemp	20	10	188	3-21	0	50	0	82.9

Receiving	No	Yds	Avg	Lg	TD
Dubenion	3	56	18.7	26	0
Bass	2	70	35.0	50	0
Warlick	2	41	20.5	26	0
Gilchrist	2	22	11.0	15	0
Ross	1	-1	-1.0	-1	0

INT	No	Yds	Avg	Lg	TD
Warner	1	8	8.0	8	0
Stratton	1	0	0.0	0	0
Byrd	1	0	0.0	0	0

Punting	No	Yds	Avg	TB	I20	Lg
Maguire	5	234	46.8	0	3	64

Punt Ret	No	Yds	Avg	FC	Lg	TD
Clarke	1	5	5.0	0	0	0
Byrd	0	0	0.0	1	0	0

KO Ret	No	Yds	Avg	Lg	TD
Rutkowski	1	27	27.0	27	0
Warner	1	17	17.0	17	0

1963 AFL Championship Game
San Diego Chargers 51, Boston Patriots 10
Sunday, Jan. 5, 1964 - Balboa Stadium (San Diego, CA)

Before 30,127 in Balboa Stadium and 30 million more on national television, Keith Lincoln ran, caught and passed like no other athlete ever has in professional title match as Californians crumbled Boston Patriots, 51-10. Chargers' offense produced 610 yards. Lincoln accounted for 349 of them in virtuoso performance that included touchdown sprint of 67 yards, touchdown reception of 25 yards, 206 yards gained rushing, 123 gained pass receiving and 20 gained passing. Lincoln's heroics were mightily abated by others on San Diego team that played with brilliance. It was powerhouse show by team that had failed in two previous tries to win AFL title. But Patriots, with league's proudest defensive outfit, were no match for San Diegans. Splendidly prepared by Sid Gilman to combat Boston's almost constantly rushing linebackers, Chargers scored on their fourth scrimmage play, as well as their sixth and 10th. Patriots' ground attack suffered after fullback Larry Garron incurred head injury midway through second period. Garron later returned to game but remained in it only briefly.

Score by Quarters	Q1	Q2	Q3	Q4	Total
Boston Patriots	7	3	0	0	10
San Diego Chargers	21	10	7	13	51

Tm	Qtr	Time	Play Description (PAT & Drive)	BOS	SD
SD	1	13:31	Rote 2 yd run (Blair kick) (4-72)	0	7
SD	1	10:48	Lincoln 67 yd run (Blair kick) (2-67)	0	14
BOS	1	7:01	Garron 7 yd run (Cappelletti kick) (7-66)	7	14
SD	1	4:44	Lowe 58 yd run (Blair kick) (4-73)	7	21
SD	2	7:05	Blair 11 yd field goal (7-74)	7	24
BOS	2	2:41	Cappelletti 15 yd field goal (11-68)	10	24
SD	2	:48	Norton 14 yd pass from Rote (Blair kick) (8-57)	10	31
SD	3	9:14	Alworth 48 yd pass from Rote (Blair kick) (6-80)	10	38
SD	4	6:47	Lincoln 25 yd pass from Hadl (pass failed) (6-45)	10	44
SD	4	1:19	Hadl 1 yd run (Blair kick) [11-80]	10	51

Attendance – 30,127

Team Statistics	BOS	SD
TOTAL FIRST DOWNS	14	21
Rushing	6	11
Passing	8	9
Penalty	0	1
NET YARDS RUSHING	75	318
Attempts	16	32
Yards Gained	77	328
Yards Lost	2	10
NET YARDS PASSING	186	292
Attempts	37	26
Completions	17	17
Interceptions	2	0
TOTAL OFFENSE	263	610
Total Plays	59	60

	BOS	SD
INTERCEPTION RET. YARDS	0	15
Interceptions	0	2
PUNTING AVERAGE	47	44
Punts	7	2
Blocked	0	0
PUNT RETURN YARDS	0	0
Returns	0	0
KICKOFF RETURN YARDS	122	70
Returns	9	3
PENALTY YARDS	18	30
Penalties	1	6
FUMBLES/LOST	1-0	1-1

BOSTON

Rushing	No	Yds	Avg	Lg	TD
Crump	7	18	2.6	6	0
Garron	3	15	5.0	7t	1
Lott	3	15	5.0	6	0
Yewcic	1	14	14.0	14	0
Parilli	1	10	10.0	10	0
Burton	7	3	3.0	3	0

Passing	A	C	Yds	S-L	TD	Lg	IN	Rt
Parilli	29	14	189	5-36	0	45	1	55.1
Yewcic	8	3	39	0-0	0	23	1	14.1

Receiving	No	Yds	Avg	Lg	TD
Cappelletti	2	72	0	49	0
Garron	2	6	0	5	0
Burton	4	12	0	8	0
Crump	2	28	0	28	0
Coleclough	3	26	0	10	0
Graham	2	68	0	45	0
Lott	2	16	0	11	0

INT	No	Yds	Avg	Lg	TD
None					

Punting	No	Yds	Avg	TB	I20	Lg
Yewcic	7	328	46.7	3	0	68

Punt Ret	No	Yds	Avg	FC	Lg	TD
Suci	0	0	0.0	1	0	0

KO Ret	No	Yds	Avg	Lg	TD
Crump	2	31	16.5	22	0
Garron	2	32	16.0	17	0
Yates	1	5	5.0	5	0
Burton	2	27	13.5	18	0
Suci	1	18	18.0	18	0
Romeo	1	9	9.0	9	0

SAN DIEGO

Rushing	No	Yds	Avg	Lg	TD
Lincoln	13	206	15.8	67t	1
Lowe	12	94	7.8	58t	1
Rote	4	15	3.8	10	1
McDougall	1	2	2.0	2	0
Hadl	1	1	1.0	1t	1
Jackson	1	0	0.0	0	0

Passing	A	C	Yds	S-L	TD	Lg	IN	Rt
Rote	15	10	173	2-13	2	48	0	145.3
Hadl	10	6	112	0-0	1	38	0	132.1
Lincoln	1	1	20	0-0	0	20	0	118.8

Receiving	No	Yds	Avg	Lg	TD
Lincoln	7	123	1	32	1
Alworth	4	77	1	48t	1
Kocourek	1	5	0	5	0
Norton	2	44	1	30	1
MacKinnon	2	53	0	33	0
McDougall	1	4	0	4	0

INT	No	Yds	Avg	Lg	TD
Maguire	1	10	10.0	10	0
Mitinger	1	5	5.0	5	0

Punting	No	Yds	Avg	TB	I20	Lg
Maguire	2	87	43.5	0	1	44

Punt Ret	No	Yds	Avg	FC	Lg	TD
Harris	0	0	0.0	1	0	0

KO Ret	No	Yds	Avg	Lg	TD
Alworth	2	47	23.5	28	0
Lowe	1	23	23.0	23	0

1961 AFL Championship Game
Houston Oilers 10, San Diego Chargers 3
Sunday, Dec. 24, 1961 - Balboa Stadium (San Diego, CA)

The 1961 American Football League Championship game in San Diego's Balboa Stadium was carbon copy of previous season's title game in that Houston Oilers beat San Diego Chargers 10-3. On Jan. 1, 1961, Oilers edged Chargers, 24-16, in Houston's Jeppesen Stadium. Live audience of 29,556 fans and nationwide television audience estimated in vicinity of 40 million viewers witnessed monument to defensive football at its best. Crowd at stadium was limited because game was played on Christmas Eve and game was telecast into Los Angeles area and many San Diegans received LA's ABC affiliate, Channel 7. Oilers scored on 46-yard field goal by George Blanda midway through second quarter and added clincher, 35-yard touchdown pass by Blanda to Billy Cannon, late in third quarter. Chargers only scoring came on 12-yard field goal early in final period. Indication of evenness of ballgame is that both clubs had total net offense of 256 yards.

Score by Quarters	Q1	Q2	Q3	Q4	Total
Houston Oilers	0	3	7	0	10
San Diego Chargers	0	0	0	3	3

Tm	Qtr	Time	Play Description (PAT & Drive)	HOU	SD
HOU	2	8:06	Blanda 46-yard field goal (4-0)	3	0
HOU	3	11:39	Cannon 35 yd pass from Blanda (Blanda kick) (10-45)	10	0
SD	4	:39	Blair 12 yd field goal (7-33)	10	3

Attendance – 29,556

Team Statistics	HOU	SD		HOU	SD
TOTAL FIRST DOWNS	18	15	INTERCEPTION RET. YARDS	60	7
Rushing	6	6	Interceptions	4	6
Passing	8	8	PUNTING AVERAGE	41.5	33.3
Penalty	4	1	Punts	4	6
NET YARDS RUSHING	96	79	Blocked	0	0
Attempts	33	20	PUNT RETURN YARDS	0	16
Yards Gained	113	100	Returns	0	1
Yards Lost	17	21	KICKOFF RETURN YARDS	0	50
NET YARDS PASSING	160	177	Returns	0	2
Attempts	41	32	PENALTY YARDS	68	106
Completions	18	17	Penalties	5	10
Interceptions	6	4	FUMBLES/LOST	5/1	2/2
TOTAL OFFENSE	256	256			
Total Plays	74	58			

HOUSTON

Rushing	No	Yds	Avg	Lg	TD
Cannon	15	48	3.2	22	0
Tolar	16	52	3.3	20	0
Blanda	2	-4	0.2	1	0

Passing	A	C	Yds	S-L	TD	Lg	IN	Rt
Blanda	40	18	160	0-0	1	35	5	25.0
Groman	1	0	0	0-0	0	0	1	0.0

Receiving	No	Yds	Avg	Lg	TD
Cannon	5	53	10.6	35	1
Hennigan	5	43	8.6	14	0
Groman	3	32	16.0	19	0
Dewveall	2	10	5.0	11	0
McLeod	1	20	20.0	20	0
Tolar	2	2	1.0	8	0

INT	No	Yds	Avg	Lg	TD
Cline	1	7	7.0	7	0
Glick	1	0	0.0	0	0
Johnston	1	0	0.0	0	0
Spence	1	0	0.0	0	0

Punting	No	Yds	Avg	TB	I20	Lg
Norton	4	166	41.5	0	2	53

Punt Ret	No	Yds	Avg	FC	Lg	TD
None						

KO Ret	No	Yds	Avg	Lg	TD
None					

SAN DIEGO

Rushing	No	Yds	Avg	Lg	TD
Roberson	8	37	4.6	23	0
Lowe	5	30	6.0	12	0
Kemp	4	5	1.3	17	0
Lincoln	3	7	2.3	4	0

Passing	A	C	Yds	S-L	TD	Lg	IN	Rt
Kemp	32	17	226	6-48	0	40	4	36.2

Receiving	No	Yds	Avg	Lg	TD
Kocourek	7	123	17.6	40	0
Norton	3	48	16.0	28	0
Flowers	2	17	8.5	9	0
Roberson	1	11	11.0	11	0
Lowe	1	10	10.0	10	0
Scarpitto	1	9	9.0	9	0
Hayes	1	5	5.0	5	0
Lincoln	1	3	3.0	3	0

INT	No	Yds	Avg	Lg	TD
Whitehead	2	45	22.5	41	0
McNeil	2	15	7.5	15	0
Zeman	2	0	0.0	0	0

Punting	No	Yds	Avg	TB	I20	Lg
Maguire	6	199	33.2	1	1	52

Punt Ret	No	Yds	Avg	FC	Lg	TD
Lincoln	1	16	16.0	0	16	0
Team	0	0	0.0	1	0	0

KO Ret	No	Yds	Avg	Lg	TD
Lowe	1	27	27.0	27	0
Roberson	1	23	23.0	23	0

1960 AFL Championship Game
Houston Oilers 24, Los Angeles Chargers 16
Sunday, Jan. 1, 1961 - Jeppesen Stadium (Houston, TX)

The American Football League's first championship game took place Jan. 1, 1961 between Eastern Divison champion Houston Oilers and Western Division champion Los Angeles Chargers in Jeppesen Stadium, home of Eastern titlists. Outcome: Houston 24, Los Angeles 16. In 50 degree weather with 70 percent humidity due to week-long rains, Chargers took on Oilers before live crowd of 32,183 and television audience of approximately 45 million viewers. Ben Agajanian kicked field goals of 38 and 22 yards to give Chargers 6-0 first quarter lead. In second quarter, Houston's George Blanda hit Dave Smith on 17-yard touchdown pass, added conversion and kicked 18-yard field goal. Agajanian kicked 27-yard field goal with five seconds left in half to make score Houston 10, Los Angeles 9 at half. In third quarter, Blanda completed seven-yard touchdown pass to Bill Groman and kicked conversion. Chargers responded when Paul Lowe slanted over from two-yard line and with Agajanian's conversion score was Houston 17, Los Angeles 16, at end of three quarters. In fourth quarter, Blanda and Billy Cannon teamed up on 88-yard pass-run touchdown play to conclude scoring. Player of game honors went to Cannon, with Blanda and Lowe deadlocked vote behind. Lowe's total yardage on day was 271 yards compared to Cannon's 259. Inability of Chargers to take ball in for touchdowns early in game, settling for three first-half field goals on each occasion, and several bad breaks late in game proved to be difference.

Score by Quarters	Q1	Q2	Q3	Q4	Total
San Diego Chargers	6	3	7	0	16
Houston Oilers	0	10	7	7	24

Tm	Qtr	Time	Play Description (PAT & Drive)	SD	HOU
SD	1	10:58	Agajanian 38 yd field goal [9-46]	3	0
SD	1	6:44	Agajanian 22 yd field goal [5-33]	6	0
HOU	2	11:09	Smith 17 yd pass from Blanda (Blanda kick) [11-83]	6	7
HOU	2	5:15	Blanda 18 yd field goal [12-40]	6	10
SD	2	:05	Agajanian 27 yd field goal [4-11]	9	10
HOU	3	N/A	Groman 7 yd pass from Blanda (Blanda kick) [10-55]	9	17
SD	3	N/A	Lowe 2 yd run (Agajanian kick) [8-63]	16	17
HOU	4	N/A	Cannon 88 yd pass from Blanda (Blanda kick) [3-89]	16	24

Attendance – 32,183

Team Statistics	SD	HOU		SD	HOU
TOTAL FIRST DOWNS	21	17	INTERCEPTION RET. YARDS	0	35
Rushing	11	4	Interceptions	0	2
Passing	9	13	PUNTING AVERAGE	41.0	34.0
Penalty	1	0	Punts	4	5
NET YARDS RUSHING	162	100	Blocked	0	0
Attempts	33	40	PUNT RETURN YARDS	42	0
Yards Gained	208	107	Returns	2	0
Yards Lost	46	7	KICKOFF RETURN YARDS	123	128
NET YARDS PASSING	171	301	Returns	5	5
Attempts	41	32	PENALTY YARDS	15	54
Completions	21	16	Penalties	3	4
Interceptions	2	0	FUMBLES/LOST	2/0	0/0
TOTAL OFFENSE	333	401			
Total Plays	74	72			

SAN DIEGO

Rushing	No	Yds	Avg	Lg	TD
Lowe	21	165	7.9	30	1
Ferguson	4	11	2.8	7	0
Ford	2	-5	-2.5	1	0
Kemp	6	-9	-1.5	14	0

Passing	A	C	Yds	S-L	TD	Lg	IN	Rt
Kemp	41	21	171	3-28	0	33	2	41.8

Receiving	No	Yds	Avg	Lg	TD
Norton	6	55	9.2	18	0
Womble	6	29	4.8	8	0
Kocourek	3	57	19.0	33	0
Lowe	3	5	1.7	6	0
Ferguson	2	19	9.5	13	0
Flowers	1	6	6.0	6	0

INT	No	Yds	Avg	Lg	TD
None					

Punting	No	Yds	Avg	TB	I20	Lg
Laraba	4	164	41.0	0	3	49

Punt Ret	No	Yds	Avg	FC	Lg	TD
Harris	1	27	27.0	0	27	0
Sears	1	15	15.0	1	15	0

KO Ret	No	Yds	Avg	Lg	TD
Lowe	4	101	25.3	34	0
Ford	1	22	22.0	22	0

HOUSTON

Rushing	No	Yds	Avg	Lg	TD
Cannon	18	50	2.8	6	0
Smith	19	45	2.4	14	0
Hall	3	5	1.7	3	0

Passing	A	C	Yds	S-L	TD	Lg	IN	Rt
Blanda	31	16	301	0-0	3	88t	0	117.8
Cannon	1	0	0	0-0	0	0	0	39.6

Receiving	No	Yds	Avg	Lg	TD
Smith	5	52	10.4	17t	1
Hennigan	4	71	17.8	38	0
Cannon	3	128	42.7	88t	1
Groman	3	37	12.3	17	1
Carson	1	13	13.0	13	0

INT	No	Yds	Avg	Lg	TD
Gordon	1	27	27.0	27	0
Dukes	1	8	8.0	8	0

Punting	No	Yds	Avg	TB	I20	Lg
Milstead	5	169	33.8	0	2	43

Punt Ret	No	Yds	Avg	FC	Lg	TD
Cannon	0	0	0.0	1	0	0

KO Ret	No	Yds	Avg	Lg	TD
Cannon	3	81	27.0	42	0
Hall	2	47	23.5	24	0

CHARGERS IN THE HALL OF FAME

LANCE ALWORTH

WIDE RECEIVER: (Chargers) 1962-70, (Cowboys) 1971-72
YEAR INDUCTED: 1978
In 11 pro seasons, he caught 542 passes for 10,266 yards, an 18.94-yard average and 85 touchdowns ... During his nine seasons with the Chargers averaged more than 50 catches and 1,000 yards per season ... Was named All-AFL seven straight years from 1963 to 1969 and played in the league's last seven All-Star games ... Caught a pass in 105 straight games.

RON MIX

TACKLE: (Chargers) 1960-69, (Raiders) 1971
YEAR INDUCTED: 1979
During his 10 years with the Chargers he was assessed for only two holding penalties ... Was an All-AFL selection eight times as a tackle and once as a guard, and played in eight AFL All-Star games and five of the first six AFL title games ... Unanimously chosen for the AFL's all-time team in 1969.

SID GILLMAN

COACH: (Rams) 1955-59, (Chargers) 1960-71, (Oilers) 1973-74
YEAR INDUCTED: 1983
Coached for 18 seasons with a career record of 123-104-7 ... Chargers won divisional crowns five of the league's first six seasons and the AFL title in 1963 ... Became the foremost authority on forward passing offense ... Was the first coach to produce divisional champions in both the National and American Football Leagues.



DAN FOUTS

QUARTERBACK: (Chargers) 1973-87
YEAR INDUCTED: 1993
In 15 seasons, completed 3,297 passes for 43,040 yards and 254 touchdowns and an 80.2-point rating ... At retirement, was one of only three quarterbacks to pass for more than 40,000 yards ... Led the NFL in passing yardage four straight years from 1979 to 1982, and became the first player in history to throw for 4,000 yards in three consecutive seasons ... 1982 NFL MVP ... Six-time Pro Bowler ... All-Pro 1979, 1982 and 1985.



KELLEN WINSLOW

TIGHT END: (Chargers) 1979-87
YEAR INDUCTED: 1995
Amassed 541 receptions for 6,741 yards and 45 touchdowns in just nine National Football League seasons ... In 1984, set a personal record with 15 receptions in a game against the Green Bay Packers ... At time of his retirement, Winslow ranked fifth among active receivers and 14th among all NFL pass-catchers ... A consensus All-Pro in 1980-82.

CHARGERS IN THE HALL OF FAME



CHARLIE JOINER

TIGHT END: (Oilers) 1969-72, (Bengals) 1972-75, (Chargers) 1976-86
YEAR INDUCTED: 1996
Averaged 16.2 yards per catch and accounted for 12,146 yards and 65 touchdowns on his receptions in 18 seasons ... Ranked sixth in career reception yardage ... During his 11 years in San Diego, caught 50 or more passes seven times and had 70 or more receptions three seasons ... An All-NFL pick in 1980 and a Pro Bowl choice three times.

FRED DEAN

DEFENSIVE END: (Chargers) 1975-81, (49ers) 1981-85,
YEAR INDUCTED: 2008
Was named to four Pro Bowls (1980-1982, 1984) and selected All-Pro twice (1980-1981) ... The sack did not become an official NFL statistic until 1982, his career sack total would stand near 100 ... Set a then NFL record six sacks in one game ... Played on five division winners ... Played in three NFC championship games and in two of San Francisco's Super Bowl victories ... Earned all-conference honors four times – twice with the Chargers and twice with the 49ers.

JUNIOR SEAU

LINEBACKER: (Chargers) 1990-02, (Dolphins) 2003-05, (Patriots) 2007-09
YEAR INDUCTED: 2015
Played 268 career games ... Recorded 10 or more tackles in a regular season game 64 times amassed 56.5 career sacks and intercepted 18 passes ... Also recovered a fumble for a touchdown and had two pass receptions during his career ... NFL Defensive Player of the Year in 1992 by UPI and Football Digest ... Also named to the NFL's All-Decade Team of the 1990s.

LADAINIAN TOMLINSON

RUNNING BACK: (Chargers) 2001-09, (Jets) 2010-11
YEAR INDUCTED: 2017
All-Pro 4 straight seasons (2004-07) … Voted to 5 Pro Bowls over 6-season span … Rushed for 13,684 career yards on 3,174 carries and scored 145 rushing touchdowns … Added 4,772 yards on 624 catches and 17 TD receptions … Named to NFL's All-Decade Team of 2000 ... Captured back-to-back rushing titles, 2006-07 … Named NFL's 2006 Most Valuable Player.

BOBBY BEATHARD

EXECUTIVE: (Chiefs) 1966-67, (Falcons) 1968-71, (Dolphins) 1972-77, (Redskins) 1978-88, (Chargers) 1990-99
YEAR INDUCTED: 2018
His teams won 10 division titles, seven league/conference championships and four Super Bowls – Super Bowls VII and VIII with Miami and Super Bowls XVII and XXII with Washington ... Was hired as general manager of the Chargers in 1990 ... In just his third season in San Diego, the organization won its first AFC Western Division championship in more than a decade and by 1994, the team made its first Super Bowl appearance.

NFL HONORS

KEY:
AFQ: American Football Quarterly
AP: Associated Press
CBS: CBS SportsLine.com
CPFN: College and Pro Football Newsweekly
DMN: Dallas Morning News
PFF: Pro Football Focus
PFJ: Pro Football Journal
PFT: Pro Football Talk.com
PFWA: Professional Football Writers of America
PFW: Pro Football Weekly
FN: Football News
SI: Sports Illustrated
TSN: The Sporting News
MFC: Maxwell Football Club
NEA: Newspaper Enterprise Association
UPI: United Press International
USAT: USA Today Sports Weekly

PRO FOOTBALL HALL OF FAME
1978 – **Lance Alworth**, WR, 1962-70
1979 – **Ron Mix**, T, 1960-69
1983 – **Sid Gillman**, Head Coach, 1960-69, 1971
1993 – **Dan Fouts**, QB, 1973-1987
1995 – **Kellen Winslow**, TE, 1979-1987
1996 – **Charlie Joiner**, WR, 1976-1986
2008 – **Fred Dean**, DE, 1975-81
2015 – **Junior Seau**, LB, 1990-02
2017 – **LaDainian Tomlinson**, RB, 2001-09
2018 – **Bobby Beathard**, GM, 1990-2000

NFL COACH OF YEAR
1992 – **Bobby Ross** (PFWA, PFW, FN, FD)
1994 – **Bobby Ross** (SI)
2004 – **M. Schottenheimer** (AP, PFWA, PFW, MFC)

AFC COACH OF YEAR
1979 – **Don Coryell** (PFWA)
1992 – **Bobby Ross** (UPI)

NFL EXECUTIVE OF YEAR
1979 – **John Sanders** (TSN)
2004 – **A.J. Smith** (PFWA, PFW)

NFL MOST VALUABLE PLAYER
1982 – **Dan Fouts** (NEA, PFWA, CPFN)
2006 – **L. Tomlinson** (AP, CBS, DMN, PFWA, PFW)

NFL PLAYER OF YEAR
1979 – **Dan Fouts** (FD)
2006 – **LaDainian Tomlinson** (MFC, TSN, SI)

NFL MAN OF YEAR
1971 – **John Hadl**
1983 – **Rolf Benirschke**
1994 – **Junior Seau**
2006 – **LaDainian Tomlinson**

AFC PLAYER OF YEAR
1979 – **Dan Fouts** (UPI, TSN)

AFC MOST VALUABLE PLAYER
1982 – **Dan Fouts** (UPI)

NFL OFFENSIVE PLAYER OF YEAR
1982 – **Dan Fouts** (AP, PFW)
2006 – **L. Tomlinson** (AP, CBS, DMN, PFWA, PFW)

NFL DEFENSIVE PLAYER OF YEAR
1992 – **Junior Seau** (UPI, FD)
1998 – **Junior Seau** (FD)

NFL ROOKIE OF YEAR
1974 – **Don Woods** (NEA, FN, PFW)
2005 – **Shawne Merriman** (TSN)
2013 – **Keenan Allen** (TSN, Pepsi Next)

NFL OFFENSIVE ROOKIE OF YEAR
1974 – **Don Woods** (AP, FD)
2013 – **Keenan Allen** (PFWA, SI, CBS)

NFL DEFENSIVE ROOKIE OF YEAR
1986 – **Leslie O'Neal** (AP, PFW*)
2005 – **Shawne Merriman** (AP, PFWA, PFW)
2016 – **Joey Bosa** (ESPN, PFWA, PFT)
*shared award with John Offerdahl

AFC ROOKIE OF YEAR
1974 – **Don Woods** (UPI, TSN)

NFL COMEBACK PLAYER OF YEAR
2004 – **Drew Brees** (AP)
2013 – **Philip Rivers** (AP, PFWA)
2017 – **Keenan Allen** (AP, PFWA, TSN)

NFL MOST IMPROVED PLAYER
2004 – **Drew Brees** (PFWA, PFW)

NFL OUTSTANDING BLOCKER AWARD
1971 – **Walt Sweeney** (1,000-Yard Club Found.)

NFL RUNNING BACK OF YEAR
2006 – **L. Tomlinson** (NFL Alumni Association)

ALL-AFL SELECTIONS
1960 – **Dick Harris, Jack Kemp, Paul Lowe, Ron Mix, Volney Peters**
1961 – **Chuck Allen, Earle Faison, Dick Harris, Charlie McNeil, Ron Mix**
1962 – **Dave Kocourek, Ron Mix**
1963 – **Lance Alworth, Earle Faison, Keith Lincoln, Ron Mix, Tobin Rote**
1964 – **Lance Alworth, Earle Faison, Keith Lincoln, Ron Mix**
1965 – **Lance Alworth, Earle Faison, Ernie Ladd, Paul Lowe**
1966 – **Lance Alworth, Ron Mix**
1967 – **Lance Alworth, Ron Mix, Walt Sweeney**
1968 – **Lance Alworth, Ron Mix, Walt Sweeney**
1969 – **Lance Alworth**

AFL ALL-TIME TEAM (FIRST-TEAM)
1970 – **Lance Alworth**, **Paul Lowe**, **Ron Mix**
(selected by Pro Football Hall of Fame)

AFL ALL-TIME TEAM (SECOND-TEAM)
1970 – **Sid Gillman, Miller Farr, Ken Graham, Dave Kocourek, Bob Scarpitto, Walt Sweeney**
(selected by Pro Football Hall of Fame)

ALL-NFL FIRST-TEAM SELECTIONS
1970 – **Walt Sweeney** (NEA)
1977 – **Louie Kelcher** (NEA)
1978 – **Louie Kelcher** (AP, NEA, PFWA)
Russ Washington, T, (NEA)
1979 – **Dan Fouts** (AP, PFWA, UPI, PFW)
John Jefferson (AP, NEA, PFWA, FD)
1980 – **Fred Dean** (AP, CPFN, FD, PFW)
John Jefferson (AP, NEA, PFWA, PFW, TSN, CPFN, FD)
Gary Johnson (AP, NEA, PFWA, TSN, PFW, FD)
Charlie Joiner (AP)
Kellen Winslow (AP, NEA, PFWA, PFW, TSN, CPFN, FD)
1981 – **Gary Johnson** (AP, PFWA, CPFN)
Kellen Winslow (AP, NEA, PFWA, TSN, PFW, CPFN)
1982 – **W. Chandler** (AP, NEA, PFWA, CPFN, FD)
Dan Fouts (AP, NEA, PFWA, CPFN)
Doug Wilkerson (AP, NEA, PFWA, FD)
K. Winslow (AP, NEA, PFWA, CPFN, FD)
1985 – **Dan Fouts** (NEA)
Lionel James (CPFN)
1989 – **Gill Byrd** (TSN)
Leslie O'Neal (FN)
Lee Williams (TSN)
1990 – **Marion Butts** (FD)
Gill Byrd (FD)
1991 – **Junior Seau** (NEA)
1992 – **Junior Seau** (AP, NEA, PFWA, CPFN, PFW, TSN, FD)
1993 – **Junior Seau** (AP, PFWA, FD, TSN)
1994 – **John Carney** (AP, CPFN, TSN, USAT)
Leslie O'Neal (FD)
J. Seau (AP, PFWA, CPFN, FD, PFW, TSN)
1995 – **Darren Bennett** (AP, PFWA, CPFN, FD, PFW, TSN, AFQ)
Dwayne Harper (SI)
J. Seau (PFWA, FD, PFW, TSN, USAT)
1996 – **Junior Seau** (AP, TSN)
1997 – **Eric Metcalf** (AP, CPFN)
1998 – **Rodney Harrison** (AP, SI, PFW, TSN, FD)
Junior Seau (AP, PFW, TSN, FD)
2000 – **Junior Seau** (AP)
2001 – **Rodney Harrison** (TSN)
Ronney Jenkins (CPFN)
2002 – **Donnie Edwards** (FD)
2003 – **LaDainian Tomlinson** (SI)
2004 – **Donnie Edwards** (CPFN, FD, SI)
Antonio Gates (AP, FD, PFW, TSN, SI)
Mike Scifres (SI)
LaDainian Tomlinson (AP, CPFN)
2005 – **A. Gates** (AP, PFWA, PFW, TSN, SI, USAT)
Mike Goff (SI)
Shawne Merriman (TSN, SI)
LaDainian Tomlinson (TSN)
Jamal Williams (AP, TSN)
2006 – **Kris Dielman** (ESPN.com)
A. Gates (AP, ESPN.com, PFWA, PFW, TSN, SI, USAT)
Mike Goff (SI)
Marcus McNeill (USAT)
Shawne Merriman (AP, ESPN.com, PFWA, PFW, TSN, SI, USAT)
Lorenzo Neal (AP, ESPN.com, USAT)
L. Tomlinson (AP, ESPN.com, PFWA, PFW, TSN, SI, USAT)
J. Williams (AP, PFWA, PFW, TSN, USAT)
2007 – **A. Cromartie** (AP, PFWA, PFW, USAT)
Shawne Merriman (USAT)
Lorenzo Neal (AP)
Kassim Osgood (PFWA, PFW)
L. Tomlinson (AP, PFWA, PFW, TSN, USAT)
2009 – **Antonio Gates** (SI)
Vincent Jackson (SI)
Nate Kaeding (AP, PFWA, PFW)
Kassim Osgood (PFWA, PFW)
2010 – **Eric Weddle** (AP, PFWA, PFW, TSN, SI)
2012 – **Eric Weddle** (CBS, PFWA, PFW)
2013 – **Eric Weddle** (SI)
2014 – **Eric Weddle** (AP, PFWA)
2015 – **Danny Woodhead** (PFJ)
2017 – **Casey Hayward** (PFF, PFJ)

ALL-NFL SECOND-TEAM SELECTIONS
1976 – **Charlie Joiner** (NEA)
1978 – **John Jefferson** (UPI)
1979 – **John Jefferson** (UPI)
1980 – **Rolf Benirschke** (AP)
Dan Fouts (AP)
Charlie Joiner (AP)
Louie Kelcher (AP)
Doug Wilkerson (UPI)
1981 – **Louie Kelcher** (AP)
1982 – **Tim Fox** (AP)
Gary Johnson (AP)
Chuck Muncie (UPI)
Russ Washington (AP)
1983 – **Dan Fouts** (UPI)
1985 – **Wes Chandler** (CPFN)
Dan Fouts (AP, UPI)
Lionel James (UPI)
Jim Lachey (UPI)
1986 – **Lee Williams** (UPI)
Billy Ray Smith (UPI)
1987 – **Chip Banks** (UPI)
Jim Lachey (AP)
Ralf Mojsiejenko (AP, NEA)
Billy Ray Smith (UPI)
Kellen Winslow (AP)
1988 – **Lee Williams** (UPI)
Ralf Mojsiejenko (UPI)
1989 – **Anthony Miller** (CPFN)
1989 – **Leslie O'Neal** (CPFN)
Lee Williams (AP, CPFN)
1990 – **Marion Butts** (AP, CPFN)
1991 – **Junior Seau** (CPFN)
1992 – **Gill Byrd** (AP, CPFN)
Anthony Miller (CPFN)
Leslie O'Neal (NEA, CPFN)
David Richards (NEA)
1993 – **Junior Seau** (CPFN)
1994 – **John Carney** (FD)
1994 – **Leslie O'Neal** (AP, CPFN)

1995 – **Dwayne Harper** (FD)
Junior Seau (AP, CPFN)
1996 – **Tony Martin** (AP, FD)
Junior Seau (FD)
1999 – **Darren Bennett** (SI)
Junior Seau (AP, CPFN)
2001 – **Marcellus Wiley** (CPFN)
2002 – **Donnie Edwards** (AP)
LaDainian Tomlinson (AP, FD)
2003 – **LaDainian Tomlinson** (AP, FD)
2004 – **Drew Brees** (CPFN, FD and PFW)
Donnie Edwards (AP)
Antonio Gates (CPFN)
Mike Goff (FD)
Jamal Williams (AP, FD)
2005 – **Lorenzo Neal** (AP)
LaDainian Tomlinson (AP)
2006 – **Nate Kaeding** (AP)
2007 – **Shawne Merriman** (AP)
2008 – **Kris Dielman** (AP)
2009 – **Kris Dielman** (AP)
Antonio Gates (AP)
2010 – **Antonio Gates** (AP)
Eric Weddle (AP)
2012 – **Eric Weddle** (AP)
2013 – **Eric Weddle** (AP)
2016 – **Casey Hayward** (AP, PFJ)
2017 – **Casey Hayward** (AP)

ALL-AFC SELECTIONS

1970 – **Walt Sweeney** (AP)
1971 – **Walt Sweeney** (AP, UPI)
1973 – **Walt Sweeney** (TSN)
1974 – **Russ Washington** (AP)
1977 – **Louie Kelcher** (UPI)
1978 – **Louie Kelcher** (UPI)
1979 – **Fred Dean** (AP)
Dan Fouts (AP)
John Jefferson (AP)
Wilbur Young (UPI)
1980 – **Fred Dean** (PFW)
John Jefferson (UPI, PFW)
Gary Johnson (UPI, PFW)
Louie Kelcher (PFW)
Kellen Winslow (UPI, PFW)
1981 – **James Brooks** (CPFN)
Dan Fouts (CPFN)
Chuck Muncie (UPI, CPFN)
Doug Wilkerson (UPI)
Kellen Winslow (UPI, CPFN)
1982 – **Rolf Benirschke** (UPI)
Wes Chandler (UPI)
Dan Fouts (UPI)
Doug Wilkerson (UPI)
Kellen Winslow (UPI)
1984 – **Earnest Jackson** (PFW)
1985 – **Lionel James** (FN)
1987 – **Lionel James** (PFW)
Jim Lachey (UPI)
Ralf Mojsiejenko (UPI, FN)
Kellen Winslow (UPI, FN)
1989 – **Anthony Miller** (PFW)
Leslie O'Neal (UPI, PFW)
Lee Williams (UPI, PFW)
1990 – **Marion Butts** (UPI, FN)
Gill Byrd (FN)
1991 – **Gill Byrd** (FN, PFW)
Nate Lewis (PFW)
Junior Seau (FN)
1992 – **Gill Byrd** (UPI)
Anthony Miller (UPI)
Leslie O'Neal (UPI)
Junior Seau (UPI)
1993 – **Anthony Miller** (UPI, FN)
Junior Seau (UPI, FN)
1994 – **John Carney** (UPI, FN)
Andre Coleman (FN)
Darrien Gordon (FN)
Leslie O'Neal (UPI, FN)
Junior Seau (UPI, FN)
1995 – **Darren Bennett** (UPI, FN)
Junior Seau (UPI, FN)
1996 – **Darrien Gordon** (FN)
Tony Martin (FN)
Junior Seau (UPI, FN)
1998 – **Rodney Harrison** (PFW, FN)
Junior Seau (PFW, FN)
1999 – **Darren Bennett** (FN)
2001 – **Rodney Harrison** (PFW)
Marcellus Wiley (PFW)
2004 – **Antonio Gates** (PFW)
2005 – **Antonio Gates** (PFW)
Jamal Williams (PFW)
Hanik Milligan (PFW)
2006 – **Antonio Gates** (PFWA, PFW)
Nate Kaeding (PFWA, PFW)
Shawne Merriman (PFWA, PFW)
Kassim Osgood (PFWA, PFW)
LaDainian Tomlinson (PFWA, PFW)
Jamal Williams (PFWA, PFW)
2007 – **Antonio Cromartie** (PFWA, PFW)
Antonio Gates (PFWA, PFW)
Kassim Osgood (PFWA, PFW)
LaDainian Tomlinson (PFWA, PFW)
2013 – **Ryan Mathews** (PFWA)
Eric Weddle (PFWA)
2014 – **Eric Weddle** (PFWA)
2017 – **Joey Bosa** (PFWA)

ALL-AFC WEST SELECTIONS

2013 – **Keenan Allen** (ESPN)
2013 – **Nick Hardwick** (ESPN)
2013 – **Nick Novak** (ESPN)
2013 – **Eric Weddle** (ESPN)

ALL-ROOKIE SELECTIONS

1974 – **Don Woods** (PFWA)
1975 – **Gary Johnson** (PFWA)
Louie Kelcher (PFWA)
1976 – **Don Macek** (PFWA)
1977 – **Bob Rush** (PFWA)
1978 – **John Jefferson** (PFWA)
1982 – **Andre Young** (PFWA)
1983 – **Mike Green** (PFWA)
Danny Walters (PFWA)
1985 – **Gary Anderson** (PFWA)
John Hendy (PFWA)
Jim Lachey (PFWA)
1986 – **Leslie O'Neal** (PFWA, UPI)
1988 – **David Richards** (UPI)
1989 – **Burt Grossman** (PFWA, UPI)
Courtney Hall (PFWA, UPI)
1990 – **Leo Goeas** (PFWA, UPI)
Junior Seau (UPI)
1991 – **Eric Moten** (PFWA)
Stanley Richard (PFWA)
1992 – **Chris Mims** (PFWA)
1993 – **Darrien Gordon** (PFWA)
1994 – **Andre Coleman** (PFWA, CPFN, FN, PFW)
1999 – **Jason Perry** (PFWA, PFW)
2001 – **LaDainian Tomlinson** (PFWA, PFW)
2003 – **Jason Ball** (PFWA, PFW)
Quentin Jammer (PFWA, PFW)
Ben Leber (PFWA, PFW)
2004 – **Nate Kaeding** (PFWA, PFW)
Shane Olivea (PFWA, PFW)
2005 – **Luis Castillo** (PFWA, PFW)
Shawne Merriman (PFWA, PFW)
2006 – **Marcus McNeill** (PFWA, PFW)
2007 – **Brandon Siler** (PFWA, PFW)
2009 – **Louis Vasquez** (PFWA, PFW)
2012 – **Kendall Reyes** (ESPN)
2013 – **Keenan Allen** (PFWA)
2013 – **D.J. Fluker** (PFWA)
2015 – **Josh Lambo** (PFJ, PFWA)
2016 – **Joey Bosa** (PFWA, PFJ)
Jatavis Brown (PFWA, PFJ)
Hunter Henry (PFWA, PFJ)
Drew Kaser (PFJ*)
Derek Watt (PFJ*)
2017 – **Dan Feeney** (PFWA, PFJ)
*denotes second-team

AFL ALL-STAR GAME

(starters in CAPS - year is year game played)
1962 – **Earle Faison, DICK HARRIS, BILL HUDSON, EMIL KARAS, JACK KEMP, DAVE KOCUREK, CHARLIE McNEIL, RON MIX, DON NORTON, ERNIE WRIGHT, George Blair**
1963 – **REG CAROLAN, Earle Faison, EMIL KARAS, DAVE KOCUREK, ERNIE LADD, Keith Lincoln, Paul Maguire, RON MIX, Don Norton, Bob Zeman**
1964 – **LANCE ALWORTH, Earle Faison, EMIL KARAS, ERNIE LADD, KEITH LINCOLN, RON MIX, TOBIN ROTE, Chuck Allen, Paul Lowe, Ernie Wright**
1965 – **CHUCK ALLEN, LANCE ALWORTH, FRANK BUNCOM, Earle Faison, DAVE KOCUREK, ERNIE LADD, KEITH LINCOLN, RON MIX, WALT SWEENEY, John Hadl**
1966 – **Earle Faison, KENNY GRAHAM, JOHN HADL, ERNIE LADD, PAUL LOWE, Lance Alworth, Frank Buncom, Leslie "Speedy" Duncan, Willie Frazier, Keith Lincoln, Ron Mix, Walt Sweeney, Ernie Wright**
1967 – **LANCE ALWORTH, RON MIX, Leslie "Speedy" Duncan, Willie Frazier, Jacque MacKinnon, Walt Sweeney, Dick Van Raaphorst**
1968 – **LANCE ALWORTH, FRANK BUNCOM, LESLIE "SPEEDY" DUNCAN, KENNY GRAHAM, RON MIX, WALT SWEENEY, Willie Frazier, Brad Hubbert, Dick Post, Rick Redman**
1969 – **LANCE ALWORTH, KENNY GRAHAM, JOHN HADL, JACQUE MacKINNON, RON MIX, WALT SWEENEY, Gary Garrison**
1970 – **LANCE ALWORTH, STEVE DeLONG, KENNY GRAHAM, JOHN HADL, DICK POST, WALT SWEENEY**

PRO BOWL

(starters in CAPS - year is year game played)
1971 – **WALT SWEENEY, Gary Garrison**
1972 – **WALT SWEENEY, Gary Garrison**
1973 – **GARY GARRISON, DEACON JONES, John Hadl, Walt Sweeney**
1975 – **Russ Washington**
1976 – **Russ Washington**
1977 – **Charlie Joiner**
1978 – **Louie Kelcher, Russ Washington**
1979 – **LOUIE KELCHER, RUSS WASHINGTON, John Jefferson**
1980 – **FRED DEAN, DAN FOUTS, JOHN JEFFERSON, RUSS WASHINGTON, Gary Johnson, Charlie Joiner, Ed White**
1981 – **FRED DEAN, KELLEN WINSLOW, LOUIE KELCHER, JOHN JEFFERSON, GARY JOHNSON, Dan Fouts, Charlie Joine, Doug Wilkerson**
1982 – **KELLEN WINSLOW, DOUG WILKERSON, GARY JOHNSON, Dan Fouts, Chuck Muncie**
1983 – **WES CHANDLER, DAN FOUTS, GARY JOHNSON, DOUG WILKERSON, KELLEN WINSLOW, Rolf Benirschke, Chuck Muncie**
1984 – **DAN FOUTS, Kellen Winslow, Wes Chandler**
1985 – **Earnest Jackson**
1986 – **DAN FOUTS, Wes Chandler**
1987 – **GARY ANDERSON**
1988 – **KELLEN WINSLOW, Jim Lachey, Ralf Mojsiejenko**
1989 – **LEE WILLIAMS**
1990 – **LEE WILLIAMS, Anthony Miller, Leslie O'Neal**
1991 – **MARION BUTTS, ANTHONY MILLER, LESLIE O'NEAL**
1992 – **GILL BYRD, JUNIOR SEAU, Marion Butts**
1993 – **GILL BYRD, ANTHONY MILLER, LESLIE O'NEAL, JUNIOR SEAU, Ronnie Harmon**
1994 – **ANTHONY MILLER, LESLIE O'NEAL, JUNIOR SEAU**
1995 – **NATRONE MEANS, LESLIE O'NEAL, JUNIOR SEAU, John Carney**
1996 – **JUNIOR SEAU, Darren Bennett, Leslie O'Neal**
1997 – **TONY MARTIN, JUNIOR SEAU**
1998 – **Eric Metcalf, Junior Seau**
1999 – **RODNEY HARRISON, JUNIOR SEAU**
2000 – **Junior Seau**
2001 – **JUNIOR SEAU, Darren Bennett**
2002 – **RODNEY HARRISON, MARCELLUS WILEY, RYAN McNEIL, Junior Seau**
2003 – **Donnie Edwards, Junior Seau, LaDainian Tomlinson**
2005 – **ANTONIO GATES, LaDAINIAN TOMLINSON, Drew Brees**
2006 – **ANTONIO GATES, LORENZO NEAL, JAMAL WILLIAMS, SHAWNE MERRIMAN, Hanik Milligan, LaDainian Tomlinson**
2007 – **MARCUS McNEILL, SHAWNE MERRIMAN, LORENZO NEAL, LaDAINIAN TOMLINSON, JAMAL WILLIAMS, David Binn, Antonio Gates, Nick Hardwick, Nate Kaeding, Kassim Osgood, Philip Rivers***
2008 – **ANTONIO GATES*, LORENZO NEAL, LaDAINIAN TOMLINSON*, Antonio Cromartie, Kris Dielman, Marcus McNeill, Shawne Merriman, Philip**

Rivers*, Kassim Osgood, Jamal Williams*
2009 – **KRIS DIELMAN, Antonio Gates***
2010 – **ANTONIO GATES, Kris Dielman, Vincent Jackson, Nate Kaeding*, Kassim Osgood, Philip Rivers***
2011 – **KRIS DIELMAN, ANTONIO GATES*, PHILIP RIVERS, Shaun Phillips**
2012 – **ANTONIO GATES, ERIC WEDDLE, Vincent Jackson, Ryan Mathews, Philip Rivers**
2014 – **ERIC WEDDLE, Philip Rivers**
2015 – **ERIC WEDDLE, Darrell Stuckey**
2016 – **JASON VERRETT**
2016 – **CASEY HAYWARD, Melvin Gordon, Philip Rivers**
2017–**JOEY BOSA*, Philip Rivers*, Keenan Allen, Casey Hayward, Melvin Ingram, Russell Okung**
*Selected, but did not play due to injury

PRO BOWL PLAYER OF GAME
1982 – **Dan Fouts** and **John Jefferson**

MOST PRO BOWLS PLAYED
12 – **Junior Seau** (1991-2002)
6 – **Dan Fouts** (1980-84, 1986)
Leslie O'Neal (1990-91, 1993-96)
5 – **Antonio Gates** (2005-07, 2010, 2012)
LaDainian Tomlinson (2003, 2005-08)
Russ Washington (1975-76, 1979-80)
Kellen Winslow (1981-84, 1988)
4 – **Kris Dielman** (2008-11)
Gary Johnson (1980-83)
Anthony Miller (1990-91, 1993-94)
Philip Rivers (2011-12, 2014, 2017)
3 – **Wes Chandler** (1983-84, 1986)
Gary Garrison (1971-73)
John Jefferson (1979-81)
Charlie Joiner (1977, 1980-81)
Louie Kelcher (1978-79, 1981)
Shawne Merriman (2006-08)
Lorenzo Neal (2006-08)
Kassim Osgood (2007-08, 2010)
Walt Sweeney (1971-73)
Eric Weddle (2012, 2014-15)
Doug Wilkerson (1981-83)
2 – **Darren Bennett** (1996, 2001)
Marion Butts (1991-92)
Gill Byrd (1992-93)
Fred Dean (1980-81)
Casey Hayward (2017-18)
Rodney Harrison (1999, 2002)
Vincent Jackson (2010, 2012)
Marcus McNeill (2007-08)
Chuck Muncie (1982-83)
Jamal Williams (2006-07)
Lee Williams (1989-90)
1 – **Gary Anderson** (1987)
Rolf Benirschke (1983)
David Binn (2007)
Drew Brees (2005)
John Carney (1995)
Antonio Cromartie (2008)
Donnie Edwards (2004)
Melvin Gordon (2017)
John Hadl (1973)
Nick Hardwick (2007)
Ronnie Harmon (1993)
Earnest Jackson (1985)
Deacon Jones (1973)
Nate Kaeding (2007)
Jim Lachey (1988)
Tony Martin (1997)
Ryan Mathews (2012)
Ryan McNeil (2002)
Natrone Means (1995)
Eric Metcalf (1998)
Hanik Milligan (2006)
Ralf Mojsiejenko (1988)
Shaun Phillips (2011)
Darrell Stuckey (2015)
Jason Verrett (2016)
Ed White (1980)
Marcellus Wiley (2002)

AFC OFFENSIVE PLAYER OF WEEK
1984 – **Dan Fouts** (Week 6)
1985 – **Lionel James** (Weeks 3, 10)
Dan Fouts (Week 9)
1986 – **Charlie Joiner** (Week 5)
1987 – **Dan Fouts** (Week 8)
1988 – **Gary Anderson** (Week 11)
1990 – **Marion Butts** (Week 13)
1991 – **Rod Bernstine** (Week 16)
1992 – **Rod Bernstine** (Week 7)
Stan Humphries (Week 8)
1994 – **Natrone Means** (Week 6)
Stan Humphries (Week 16)
1995 – **Tony Martin** (Week 16)
1996 – **Stan Humphries** (Week 4)
1997 – **Tony Martin** (Week 5)
Gary Brown (Week 6)
2002 – **LaDainian Tomlinson** (Weeks 4, 13)
2003 – **LaDainian Tomlinson** (Week 7)
Doug Flutie (Week 10)
2004 – **Drew Brees** (Week 8)
2005 – **LaDainian Tomlinson** (Weeks 3, 6, 12)
Drew Brees (Week 4)
2006 – **Philip Rivers** (Week 6)
LaDainian Tomlinson (Wks. 9, 11, 14, 15)
2007 – **Philip Rivers** (Week 5)
2008 – **Philip Rivers** (Week 14)
2013 – **Philip Rivers** (Weeks 2, 4)
2014 – **Antonio Gates** (Week 2)
Philip Rivers (Week 16)
2016 – **Melvin Gordon** (Week 9)
2017 – **Melvin Gordon** (Week 5)
Philip Rivers (Week 12)
Philip Rivers (Week 17)

AFC DEFENSIVE PLAYER OF WEEK
1986 – **Billy Ray Smith** (Week 1)
Jeff Dale (Week 10)
1988 – **Gill Byrd** (Week 15)
1989 – **Gill Byrd** (Week 3)
Leslie O'Neal (Weeks 9, 16)
1990 – **Gill Byrd** (Week 8)
1991 – **Billy Ray Smith** (Week 12)
1993 – **Junior Seau** (Week 3)
Donald Frank (Week 9)
1994 – **Junior Seau** (Week 1)
1995 – **Rodney Harrison** (Week 2)
Leslie O'Neal (Week 8)
1996 – **Junior Seau** (Weeks 5, 10)
1998 – **Norman Hand** (Week 7)
1999 – **Rodney Harrison** (Week 5)
2002 – **Marcellus Wiley** (Week 3)
2004 – **Drayton Florence** (Week 13)
Donnie Edwards (Week 14)
2005 – **Shawne Merriman** (Week 15)
2006 – **Jamal Williams** (Week 4)
Shawne Merriman (Week 16)
2007 – **Antonio Cromartie** (Week 10)
Shawne Merriman (Week 13)
Jyles Tucker (Week 17)
2008 – **Antonio Cromartie** (Week 3)
2010 – **Shaun Phillips** (Week 4)
2011 – **Antwan Barnes** (Week 15)
2012 – **Donald Butler** (Week 4)
2014 – **Corey Liuget** (Week 3)
2016 – **Denzel Perryman** (Week 7)

AFC SPECIAL TEAMS PLAYER OF WEEK
1993 – **John Carney** (Weeks 1, 3)
1994 – **John Carney** (Week 4)
Darrien Gordon (Week 13)
Andre Coleman (Week 17)
1995 – **Andre Coleman** (Week 3)
1996 – **John Carney** (Weeks 1, 5)
1997 – **Eric Metcalf** (Week 10)
1998 – **John Carney** (Week 1)
1999 – **John Carney** (Week 14)
2000 – **Ronney Jenkins** (Week 2)
John Carney (Week 13)
2001 – **Tim Dwight** (Week 1)
Wade Richey (Week 2)
2007 – **Mike Scifres** (Week 8)
Antonio Cromartie (Week 9)
Darren Sproles (Week 10)
2009 – **Nate Kaeding** (Week 17)
2011 – **Richard Goodman** (Week 17)
2012 – **Micheal Spurlock** (Week 16)
2013 – **Nick Novak** (Weeks 6, 16)
2014 – **Nick Novak** (Week 4)
Mike Scifres (Week 11)
2016 – **Drew Kaser** (Week 6)
2017 – **Travis Benjamin** (Week 7)

AFC OFFENSIVE PLAYER OF MONTH
1989 – **Anthony Miller** (November)
1992 – **Stan Humphries** (October)
1994 – **Stan Humphries** (September)
Natrone Means (October)
1995 – **Tony Martin** (December)
2006 – **LaDainian Tomlinson** (November)
2008 – **Philip Rivers** (December)
2009 – **Philip Rivers** (December)
2010 – **Philip Rivers** (October)
2014 – **Philip Rivers** (September)

AFC DEFENSIVE PLAYER OF MONTH
1992 – **Chris Mims** (November)
Leslie O'Neal (December)
2001 – **Ryan McNeil** (September)
2002 – **Junior Seau** (September)
2007 – **Antonio Cromartie** (December)
2017 – **Melvin Ingram** (September)
Casey Hayward (November)

AFC SPECIAL TEAMS PLAYER OF MONTH
1993 – **John Carney** (September)
1994 – **John Carney** (October)
Andre Coleman (December)
1995 – **Andre Coleman** (September)
1996 – **John Carney** (September)
1997 – **Greg Davis** (October)
Eric Metcalf (November)
2001 – **Ronney Jenkins** (October)
2008 – **Darren Sproles** (September)

NFL OFFENSIVE ROOKIE OF MONTH
2006 – **Marcus McNeill** (September)

NFL DEFENSIVE ROOKIE OF MONTH
2016 – **Joey Bosa** (October, December)

AFC OFFENSIVE ROOKIE OF MONTH
2001 – **LaDainian Tomlinson** (September)

AFC DEFENSIVE ROOKIE OF MONTH
1997 – **Paul Bradford** (November)

FED EX GROUND NFL PLAYER OF YEAR
2006 – **LaDainian Tomlinson**

FED EX AIR NFL PLAYER OF WEEK
2003 – **Doug Flutie** (Week 10)
2004 – **Drew Brees** (Weeks 8, 9)
2005 – **Drew Brees** (Week 11)
2006 – **Philip Rivers** (Week 6)
2007 – **Philip Rivers** (Week 5)
2008 – **Philip Rivers** (Weeks 3,6)
2013 – **Philip Rivers** (Week 12)
2014 – **Philip Rivers** (Weeks 2, 4, 16)
2015 – **Philip Rivers** (Weeks 1, 4, 6)
2016 – **Philip Rivers** (Week 2)
2017 – **Philip Rivers** (Week 12, 17)

FED EX GROUND NFL PLAYER OF WEEK
2003 – **LaDainian Tomlinson** (Week 10)
2004 – **LaDainian Tomlinson** (Week 14)
2005 – **LaDainian Tomlinson** (Weeks 3, 4, 6, 9, 12)
2006 – **LaDainian Tomlinson** (Weeks 1, 6, 9, 10, 11, 13, 14, 15)
2007 – **LaDainian Tomlinson** (Week 13)
Michael Turner (Week 5)
2008 – **LaDainian Tomlinson** (Week 16)

GMC DEFENSIVE PLAYER OF WEEK
2007 – **Antonio Cromartie** (Week 10)

GMC NEVER SAY NEVER MOMENT OF THE WEEK
2014 – **Team Award** (Week 16)

PEPSI NEXT NFL ROOKIE OF WEEK
2013 – **Keenan Allen** (Weeks 6, 12, 15, 17)
D.J. Fluker (Week 7)
2014 – **Branden Oliver** (Weeks 5, 6)
2016 – **Joey Bosa** (Week 7)
Jatavis Brown (Week 6)

CASTROL EDGE CLUTCH PERFORMER OF WEEK
2016 – **Melvin Gordon** (Week 9)
Denzel Perryman (Week 7)

CHARGERS HONORS

CHARGERS RETIRED NUMBERS

1988 – **Dan Fouts** (number 14)
2005 – **Lance Alworth** (number 19)
2012 – **Junior Seau** (number 55)
2015 – **LaDainian Tomlinson** (number 21)

CHARGERS HALL OF FAME

1976 – **Frank Buncom**,* LB, 1962-67
Emil Karas,* LB, 1960-64, '66
Bob Laraba,* LB, 1960-61
Jacque MacKinnon,* TE, 1961-69
1977 – **Lance Alworth**, WR, 1962-70
1978 – **Ron Mix**, T, 1960-69
1979 – **Paul Lowe**, RB, 1960-68
1980 – **Barron Hilton**, Majority Owner, 1960-66
Keith Lincoln, RB, 1961-66, '68
1981 – **Ernie Ladd**, DT, 1961-65
Walt Sweeney, G, 1963-73
1983 – **John Hadl**, QB, 1962-72
1984 – **Chuck Allen**, LB, 1961-69
1985 – **Gary Garrison**, WR, 1966-76
Sid Gillman, Head Coach, 1960-69, '71
1986 – **Earle Faison**, DE, 1961-66
1993 – **Dan Fouts**, QB, 1973-87
Charlie Joiner, WR, 1976-86
1994 – **Don Coryell**, Head Coach, 1978-86
1995 – **Leslie "Speedy" Duncan**, CB, 1964-70
1995 – **Kellen Winslow**, TE, 1979-87
1995 – **Russ Washington**, T, 1968-82
1996 – **George Pernicano**, Minority Owner, 1961-2016
1997 – **Rolf Benirschke**, K, 1977-86
1998 – **Gill Byrd**, CB, 1983-92
1999 – **Gary "Big Hands" Johnson**, DL, 1975-84
2000 – **Doug Wilkerson**, OL, 1971-84
2001 – **Wes Chandler**, WR, 1981-87
2002 – **Stan Humphries**, QB, 1992-97
Bobby Ross, Head Coach, 1992-96
2003 – **Louie Kelcher**, DT, 1975-83
2004 – **Don Macek**, C, 1976-89
Ed White, G, 1978-85
2008 – **Fred Dean**, DE, 1975-81
2011 – **Junior Seau**, LB, 1990-02
2012 – **Darren Bennett**, P, 1995-03
2014 – **Leslie O'Neal**, DE, 1986, '88-95
2015 – **LaDainian Tomlinson**, RB, 2001-09
*Honorary Members (Inducted Posthumously)

CAPTAINS

1961 – **Jack Kemp, Bill Hudson**
1962 – **Dave Kocourek, Chuck Allen**
1963 – **Ron Mix, Emil Karas**
1964 – **Tobin Rote, Earle Faison**
1965 – **John Hadl, Chuck Allen**
1966 – **John Hadl, Chuck Allen**
1967 – **John Hadl, Sam Gruneisen, Chuck Allen, Frank Buncom**
1968 – **John Hadl, Sam Gruneisen, Chuck Allen, Frank Buncom**
1969 – **John Hadl, Ron Mix, Chuck Allen, Rick Redman**
1970 – **John Hadl, Sam Gruneisen, Kenny Graham, Rick Redman**
1971 – **John Hadl, Pettis Norman, Rick Redman, Pete Barnes**
1972 – **John Hadl, Sam Gruneisen, Deacon Jones**
1973 – **John Unitas, Deacon Jones**
1974 – **Russ Washington, Coy Bacon, Dave Rowe**
1975 – **Russ Washington, Chris Fletcher**
1976 – **Russ Washington, Chris Fletcher**
1977 – **James Harris, Louie Kelcher, Ray Preston**
1978 – **Russ Washington, Louie Kelcher**
1979 – **Russ Washington, Louie Kelcher**
1980 – **Woodrow Lowe, Doug Wilkerson, Ed White, Louie Kelcher**
1981 – **Woodrow Lowe, Doug Wilkerson, Ed White, Louie Kelcher**
1982 – **Woodrow Lowe, Doug Wilkerson, Ed White, Hank Bauer**
1983 – **Woodrow Lowe, Doug Wilkerson, Ed White, Ray Preston**
1984 – **Woodrow Lowe, Doug Wilkerson, Charlie Joiner, Ray Preston**
1985 – **Woodrow Lowe, Billy Ray Smith, Ed White, Charlie Joiner**
1986 – **Woodrow Lowe, Charlie Joiner**
1987 – **Dan Fouts, Don Macek, Billy Ray Smith, Lee Williams**
1988 – **Billy Ray Smith, Dennis McKnight, Lee Willams, Don Macek**
1989 – **Billy Ray Smith, Leslie O'Neal, Anthony Miller, Lee Williams**
1990 – **Martin Bayless, Richard Brown, Broderick Thompson**
1991 – Alternated each game
1992 – Alternated each game
1993 – Alternated each game
1994 – **Stan Brock, Courtney Hall, Leslie O'Neal, Junior Seau**
1995 – **Stan Brock, Courtney Hall, Leslie O'Neal, Junior Seau**
1996 – **Tony Martin, Eric Moten, Kevin Ross, Junior Seau**
1997 – Alternated each game
1998 – Alternated each game
1999 – Alternated each game
2000 – Alternated each game
2001 – Alternated each game
2002 – Alternated each game
2003 – **Drew Brees, Donnie Edwards, Carlos Polk, LaDainian Tomlinson**
2004 – **Donnie Edwards, Calos Polk, LaDainian Tomlinson, Jamal Williams**
2005 – **Drew Brees, Steve Foley, Hanik Milligan, Kassim Osgood, LaDainian Tomlinson, Jamal Williams**
2006 – **Randall Godfrey, Kassim Osgood, Philip Rivers, LaDainian Tomlinson**
2007 – **Shawne Merriman, Kassim Osgood, Philip Rivers, LaDainian Tomlinson, Jamal Williams**
2008 – **Philip Rivers, LaDainian Tomlinson, Jamal Williams, Clinton Hart, Kassim Osgood**
2009 – **Philip Rivers, LaDainian Tomlinson, Stephen Cooper, Jamal Williams, Kassim Osgood**
2010 – **Philip Rivers, Nick Hardwick, Antonio Gates, Stephen Cooper, Quentin Jammer, Darren Sproles, David Binn**
2011 – **Philip Rivers, Nick Hardwick, Takeo Spikes, Eric Weddle, Jacob Hester**
2012 – **Philip Rivers, Nick Hardwick, Antonio Gates, Takeo Spikes, Eric Weddle, Darrell Stuckey**
2013 – **Philip Rivers, Nick Hardwick, Eric Weddle, Donald Butler, Darrell Stuckey**
2014 – **Philip Rivers, Nick Hardwick, Antonio Gates, Jarret Johnson, Eric Weddle and Darrell Stuckey**. One additional team captain also was selected each week by the coaching staff.
2015 – **Philip Rivers, Antonio Gates, Corey Liuget, Eric Weddle** and **Darrell Stuckey**. One additional team captain also was selected each week by the coaching staff.
2016 – **Philip Rivers, Antonio Gates, Brandon Mebane, Manti Te'o** and **Darrell Stuckey**. **Melvin Ingram** was selected as an injury replacement for Te'o and **Corey Liuget** for Mebane. One additional team captain also was selected each week by the coaching staff.
2017 – **Philip Rivers, Antonio Gates, Brandon Mebane, Russell Okung and Melvin Ingram**

CHARGERS RETIRED NUMBERS

DAN FOUTS

14

JERSEY RETIRED: 1988
CHARGERS HOF: 1993
HALL OF FAME: 1993

LANCE ALWORTH

19

JERSEY RETIRED: 2005
CHARGERS HOF: 1977
HALL OF FAME: 1978

JUNIOR SEAU

55

JERSEY RETIRED: 2012
CHARGERS HOF: 2011
HALL OF FAME: 2015

LADAINIAN TOMLINSON

21

JERSEY RETIRED: 2012
CHARGERS HOF: 2015
HALL OF FAME: 2017

CHRONOLOGY

1959

Aug. 14 – The first meeting about the new proposed football league is held in Chicago with representatives of six teams, including Los Angeles entry headed by Barron Hilton.

Aug. 22 – Second meeting of proposed football league is held in Dallas with the announcement that the league will be known as the "American Football League" (AFL).

Oct. 14 – Frank Leahy, former Notre Dame football coach, is named general manager of the Los Angeles team.

Oct. 28 – General Courtney of Hollywood wins a trip to Mexico City and Acapulco for his efforts in submitting the name "Chargers" into the name-the-team contest. The organization likes the name, Chargers, because "Charge" is what fans yell at USC games in the Coliseum.

1960

Jan. 7 – Sid Gillman signs three-year contract as Chargers' first head coach.

March 20 – Chargers Owner Barron Hilton unveils the Chargers first uniforms at a cocktail party at his Santa Monica residence. The uniforms are blue and gold with a lightning bolt on the side of the helmets and trousers. Hilton chose the lightning bolts because he associates a "Charge" of lightning with a lightning bolt. He also likes the bolts that are on the helmets of the Air Force Academy football team but wants something slightly different. He has the "Charger Bolt" designed to be different and places them on the uniforms. QB Jack Kemp and T Ron Mix model the uniforms.

April 9-12 – A total of 207 candidates are reduced to three. The three candidates receive invites to training camp after a four-day tryout in Burbank, Calif.

July 1 – General Manager Frank Leahy resigns due to health issues.

July 8 – Chargers open their first training camp at Chapman College in Orange, Calif.

July 9 – Sid Gillman assumes dual roles of head coach and general manager.

Aug. 6 – RB Paul Lowe returns opening kickoff 105-yards for a touchdown as Chargers defeat the Titans of New York, 27-7 at the LA Coliseum in their first preseason game (crowd attendance: 27,778).

Sept. 10 – The Chargers overcome a 20-7 deficit in the fourth quarter to defeat Dallas, 21-20 at the Coliseum in the first-ever AFL regular-season game (crowd attendance: 17,724).

Dec. 10 – Chargers top Denver in a 41-33 victory at the Coliseum to clinch their first AFL Western Division title.

Dec. 23 – Hilton accepts the invitation to visit San Diego for possible relocation from Los Angeles.

1961

Jan. 1 – At Houston's Jeppesen Stadium, the Houston Oilers defeated the Chargers, 24-16, for the AFL Championship (crowd attendance: 32,183).

Jan. 6 – Civic leaders from the Greater San Diego Sports Association attract major-league sports following Hilton's visit to San Diego.

Feb. 10 – The AFL gives Hilton formal approval to relocate the Chargers to San Diego.

May 1 – Workers begin enlarging the Chargers future home, Balboa Stadium. The addition of an upper deck increase capacity from 23,000 to 34,000.

July 22 – Chargers open training camp at the University of San Diego.

Aug. 6 – Chargers defeat Houston, 27-14, in the first preseason game at Balboa Stadium (crowd attendance: 12,304).

Nov. 19 – Chargers defeat Dallas, 24-14, and clinch their second AFL West Division Title. CB Charlie McNeil records the club's 43rd pass interception; a professional record.

Dec. 17 – Against Boston at Balboa Stadium, CB Dick Harris intercepts Babe Parilli's pass. This is the Chargers 49th interception of the season; a new professional record.

Dec. 24 – Houston defeats the Chargers, 10-3, at Balboa Stadium in the second straight home matchup in the AFL Championship (crowd attendance: 29,556).

1962

Jan. 7 – West defeats East, 47-27, at Balboa Stadium in the first AFL All-Star Game which features 11 Chargers players and coaches.

Sept. 16 – RB Keith Lincoln returns a 103-yard kickoff return vs. the Titans of New York. It is the first regular-season kickoff return touchdown in team history.

1963

Jan. 13 – DE Earle Faison is named Outstanding Defensive Player as the West defeats East, 21-14, in the AFL All-Star Game at Balboa Stadium (crowd attendance: 27,641).

April 30 – Owner Barron Hilton and his father, Conrad, sell one-third of their interest in the Chargers to San Diego businessmen John Mabee, George Pernicano, Kenneth Swanson, James Copley, and Los Angeles businessman M.L. Bengston.

July 10 – Chargers open training camp at Rough Acres Ranch, 60 miles east of San Diego.

Oct. 20 –WR Lance Alworth posts a career-high of 232 receiving yards and two touchdowns in the 38-17 victory over Kansas City.

Nov. 23 & 24 – The AFL postpones all games following the Nov. 22 assassination of President John F. Kennedy.

Dec. 22 – RB Paul Lowe rushes for 183 yards and two touchdowns as Chargers clinch the third AFL West title with a 58-20 victory over Denver. Eight Chargers score during the game.

1964

Jan. 5 – RB Keith Lincoln totals 349 offensive yards as the Chargers win the AFL Championship by defeating Boston 51-10 at Balboa Stadium (crowd attendance: 30,127).

Jan. 19 – Lincoln is named MVP after gaining 121 yards as West defeats East, 27-14, in the AFL All-Star Game at Balboa Stadium (crowd attendance: 20,016).

Jan. 29 – The AFL signs a five-year deal with NBC to start in 1965, for $36 million.

July 15 – Chargers open training camp at TraveLodge in Escondido, Calif.

Oct. 3 – The Chargers and New York Jets tie, 17-17, at New York's Shea Stadium before an AFL-record crowd of 50,222.

Nov. 26 – Balboa Stadium record crowd (34,865) watches as Buffalo defeats the Chargers, 27-24, on Thanksgiving Day.

Dec. 6 – Chargers clinch their fourth AFL West title in five years by defeating the New York Jets, 38-3, at Balboa Stadium (crowd attendance: 25,753).

Dec. 26 – With WR Lance Alworth out with a knee injury and RB Keith Lincoln sidelined with a rib fracture, Buffalo beats the Chargers, 20-7, to clinch the AFL Championship.

1965

Jan. 16 – RB Keith Lincoln runs for an 80-yard touchdown as West defeats East, 38-14, in the AFL All-Star Game at Houston's Jeppesen Stadium. The game is originally moved from San Diego to New Orleans but moves to Houston at a day's notice after racial mistreatment in New Orleans.

April 27 – San Diego City Council (SDCC) endorses the construction of a multipurpose stadium in Mission Valley, this terminates the idea of a floating stadium in Mission Bay.

May 17 – SDCC approves expenditure of $750,000 for architectural and engineering drawings of a 50,000-seat stadium at the southwest corner of Friars Road and Murphy Canyon Road in Mission Valley.

Nov. 2 – Construction of the $27 million stadium is approved by a 73 percent "yes" vote by San Diego citizens.

Dec. 12 – The Chargers win their fifth AFL West title in six years by defeating the Texans, 37-26 at Rice Stadium in Houston.

Dec. 23 – RB Paul Lowe and WR Lance Alworth finish first and second in the player voting for AFL Player of the Year honors.

Dec. 24 – Groundbreaking ceremonies are conducted for San Diego Stadium.

Dec. 26 – Buffalo defeats the Chargers, 23-0, at Balboa Stadium for the AFL Championship. At halftime, Chrysler introduces their new line of cars named "Chargers" (crowd attendance: 30,361).

1966

Jan. 15 – AFL All-Stars beat Buffalo, 30-19, in Houston's Rice Stadium. WR Lance Alworth catches two touchdowns and LB Frank Buncom is named Defensive Player of the Game.

Continued next page

June 8 – The AFL and NFL announce plans to merge in 1970. The Chargers and Los Angeles Rams plan to play three preseason games at San Diego Stadium beginning in 1967.

Aug. 25 – Eugene V. Klein of Beverly Hills heads a group of 21 executives to purchase the Chargers for $10 million; record price in professional football.

1967

Aug. 20 – San Diego Stadium is dedicated before 45,988 fans. Detroit beats the Chargers, 38-17, in San Diego's first preseason meeting with an NFL team.

Oct. 15 – CB Leslie "Speedy" Duncan sets AFL-record of 100-yard pick-6 and a 35-yard fumble recovery for another touchdown as Chargers defeat Kansas City, 45-31, the game features 897 yards of total offense and 622 yards in returns.

Dec. 3 – The Chargers face Oakland in the first sellout game at San Diego Stadium while 2,018 watch the game on closed-circuit television at the San Diego Sports Arena (crowd attendance: 52,661).

1968

Aug. 3 – Chargers capture their first victory over an NFL team by defeating San Francisco, 30-18, in a preseason game at San Diego Stadium.

Nov. 24 – CB "Speedy" Duncan sets an AFL-record with a 95-yard punt return for a touchdown vs. the New York Jets at San Diego Stadium.

1969

Sept. 28 – Chargers defeat defending Super Bowl Champions, the New York Jets, before a record crowd of 54,042 at San Diego Stadium.

Nov. 14 – Offensive backfield coach, Charlie Waller, is named Chargers head coach following the resignation of Sid Gillman, who suffers from a stomach ulcer and chest hernia. Gillman remains as the team's general manager.

Dec. 14 – WR Lance Alworth sets a professional record as he grabs hold of a catch in his 96th consecutive game. The Chargers defeat Buffalo, 45-6.

1970

Jan. 17 – QB John Hadl leads the West to a 26-3 victory in the final AFL All-Star Game at the Houston Astrodome.

Sept. 18 – The first AFL-NFL merger game is played with the two divisions in the NFL being the NFC and AFC.

Sept. 27 – Smoke and ash from huge fires in San Diego's east county darken the skies over San Diego Stadium. Hadl hurls a 65-yard touchdown pass to RB Jeff Queen and another 35-yard touchdown pass to WR Lance Alworth late in the fourth quarter as the Chargers salvage a 27-27 tie with Oakland.

Dec. 30 – Sid Gillman returns as Chargers head coach and Charlie Waller becomes an offensive coach in the staff reorganization announced by President Gene Klein.

1971

Feb. 13 – Harland Svare is named Chargers General Manager.

May 19 – The Chargers trade WR Lance Alworth to Dallas for TE Pettis Norman, T Tony Liscio and DT Ron East.

Nov. 15 – K Dennis Partree nails a 45-yard field goal as time expires and the Chargers beat St. Louis 20-17 on Monday Night Football.

Nov. 22 – After a 34-33 loss at Oakland, San Diego holds a 4-6 record. Head coach Sid Gillman resigns and Harland Svare replaces him on an interim basis.

Dec. 19 – Svare is named Chargers head coach during a press conference in Houston.

1972

Jan. 18 – QB John Hadl is named NFL Man of the Year as the top citizen-athlete of 1971. A $25,000 scholarship fund in Hadl's name benefits San Diego students.

March 28 – WR Lance Alworth is inducted into the Breitbard Hall of Fame at the San Diego Hall of Champions.

Sept. 5 – The Chargers trade DT George Wright to Cleveland. In a 221-day period, GM/Head Coach Harland Svare consummates an NFL-record 21 trades.

1973

Jan. 22 – The Chargers acquire QB Johnny Unitas from Baltimore.

Jan. 30 – In the third round of the 1973 NFL Draft the Chargers select future quarterback Hall of Famer, Dan Fouts, 64th overall from the University of Oregon.

Sept. 30 – QB Johnny Unitas completes a 30-yard pass to RB Mike Garrett vs. Cincinnati and becomes the first quarterback to pass for more than 40,000 yards.

Nov. 5 – Svare resigns as head coach but remains general manager. Ron Waller is named interim head coach.

1974

Jan. 8 – President Gene Klein names Tommy Prothro Chargers head coach.

Jan. 29 – Prothro trades G Walt Sweeney, former all-pro guard who played in 154 consecutive games for the Chargers, to Washington for a draft choice.

Dec. 15 – RB Don Woods sets team and NFL rookie-season record with 1,162 rushing yards. Chargers beat Denver 17-0 in their first shutout in 105 games.

1975

Jan. 2 – RB Don Woods is named Rookie of the Year for the 1974 season.

Jan. 28 – In the second round of the 1975 NFL Draft, the Chargers select future DE Hall of Famer, Fred Dean, 33rd overall from Louisiana Tech.

March 10 – T Ron Mix is inducted into the Breitbard Hall of Fame at the San Diego Hall of Champions.

Dec. 7 – Chargers defeat Kansas City, 28-20, to end their 11-game losing streak.

1976

Jan. 20 – Harland Svare resigns as general manager.

Feb. 16 – John Sanders is named Chargers General Manager.

April 2 – The Chargers trade DE Coy Bacon to Cincinnati to acquire future WR Hall of Famer, Charlie Joiner.

July 5 – UC San Diego becomes the sixth training site in club history.

Aug. 15 – St. Louis defeats the Chargers, 20-10, oversees in Tokyo's Korakuen Stadium.

Aug. 21 – Chargers complete their international trip with a 17-16 loss to San Francisco in Honolulu, Hawaii.

Sept. 28 – Chargers score 27 points in the second quarter to defeat St. Louis, 43-24, for a 3-0 start, best since 1968.

Oct. 17 – The Chargers celebrate alumni weekend in San Diego with a 30-27 win over Houston. The late Frank Buncom (1962-67), Bob Laraba (1960-61), Emil Karas (1960-64, 66) and Jacque MacKinnon (1961-69) are named honorary members of the newly formed Chargers Hall of Fame.

1977

Oct. 30 – K Rolf Benirschke hits a PAT following QB James Harris' five-yard touchdown run on fourth down as time expires to give the Chargers a 14-13 victory at Miami.

Nov. 13 – WR Lance Alworth becomes the first member of the Chargers Hall of Fame at the induction ceremony during halftime of the Chargers vs. Denver game.

Nov. 20 – With quarterbacks James Harris and Bill Munson injured, rookie QB Cliff Olander leads the Chargers to a 12-7 victory defending Super Bowl Champion Oakland in San Diego (crowd attendance: 50,887).

1978

Jan. 23 – Lance Alworth is named the first AFL player and Charger to be inducted into the Pro Football Hall of Fame at halftime of AFC-NFC Pro Bowl Game in Tampa.

Sept. 25 – Don Coryell is named the sixth head coach of the Chargers by President Gene Klein after Prothro resigns.

Oct. 8 – The Chargers defeat Denver, 23-0, for Coryell's first win.

Nov. 5 – T Ron Mix is inducted into the Chargers Hall of Fame.

Nov. 12 – QB Dan Fouts threw a 14-yard pass to WR John Jefferson as time expired to give Chargers a 29-23 OT victory over Kansas City.

1979

Jan. 29 – T Ron Mix becomes the second AFL player and Charger named to the Pro Football Hall of Fame at halftime of the Pro Bowl.

May 3 – Chargers trade 20th and 47th picks in the 1979 NFL Draft to Cleveland for the 13th selection and use their pick to select Missouri TE and future Hall of Famer, Kellen Winslow.

Oct. 21 – QB Dan Fouts passes for 326 yards in the 40-16 victory at Los Angeles. This is his third-consecutive 300-yard passing game; then-NFL-record.

Oct. 25 – Fouts sets an NFL record with his fourth-consecutive 300-yard game. He throws for 303-yards at Oakland.

Nov. 18 – RB Pawl Lowe is inducted into the Chargers Hall of Fame.

Dec. 11 – Chargers clinch their first playoff berth in 14 years. They score all their points in the first half of the 35-0 victory over New Orleans.

Dec. 17 – Chargers defeat Denver to clinch their first division title since 1965 and sixth all-time AFC West title in the game at San Diego Stadium and in front of a national television audience on ABC's Monday Night Football (crowd attendance: 51,910).

1980

Jan. 14 – General Manager, John Sanders, is named NFL Executive of the Year in a ballot vote of other NFL executives conducted by Sporting News.

Jan. 27 – Head coach Don Coryell and his staff, along with T Russ Washington, QB Dan Fouts, DT Gary Johnson, DE Fred Dean, WR Charlie Joiner and G Ed White represent the Chargers on the AFC squad in the Pro Bowl at Honolulu's Aloha Stadium.

Sept. 14 – QB Dan Fouts has a 24-yard touchdown pass to WR John Jefferson in OT to give the Chargers a 30-24 victory over Oakland at San Diego Stadium (crowd attendance: 51,943).

Sept. 28 – Chargers defeat Kansas City, 24-7, at Arrowhead Stadium to improve to 4-0 in AFC West play, their best division start since 1966.

Oct. 19 – Dan Fouts passes for a then-team-record 444 yards in a 44-7 victory over the New York Giants for the most one-sided win since 1969.

Nov. 30 – RB Keith Lincoln and first Chargers owner Barron Hilton are inducted into the Chargers Hall of Fame.

Dec. 22 – On Monday Night Football, at San Diego Stadium, TE Kellen Winslow catches 10 passes for 171 yards as the Chargers clinch their second-straight, seventh all-time AFC West title by defeating Pittsburgh, 26-17. San Diego's Mayor Pete Wilson announces San Diego Stadium to be renamed San Diego Jack Murphy Stadium in honor of the late Jack Murphy, editor at the San Diego Union-Tribune.

1981

Feb. 1 – For the first time in Pro Bowl history, three defensive linemen from the same team [Chargers], Gary Johnson, Louie Kelcher and Fred Dean, are all starters.

Sept. 7 – QB Dan Fouts (330 yards and three touchdowns), RB Chuck Muncie (161 rushing yards) and WR Charlie Joiner (six catches and 191 receiving yards) lead the Chargers to a 44-14 victory in Monday Night Football season-opener in Cleveland (crowd attendance: 78,904).

Nov. 22 – Fouts passes for six touchdowns, including four to TE Kellen Winslow, who catches his fifth from RB Chuck Muncie in a 55-21 win at Oakland.

Nov. 29 – DT Ernie Ladd and G Walt Sweeney are inducted into the Chargers Hall of Fame.

Dec. 21 – The Chargers clinch their third-straight, eighth all-time AFC West title on the final Monday night of the season by defeating Oakland, 23-10.

1982

Jan. 2 – K Rolf Benirschke hooks a 27-yard field goal after 13:52 of OT to give the Chargers a dramatic 41-38 victory over Miami in the Orange Bowl in one of the most epic playoff games in NFL history.

Jan. 10 – The Chargers lose to Cincinnati for the AFC Championship, 27-7, in what is the coldest game in NFL history at this time. The temperature at kickoff is -9 with a wind chill of -59.

Sept. 12 – San Diego's defense doesn't allow a touchdown for the first time since Dec. 9, 1979. The Chargers go on to win their season opener, 23-3, in Denver.

Sept. 21 – The NFL Players Association (NFLPA) walk out on strike.

Nov. 16 – The Management Council and NFLPA come to an agreement to end the eight-week strike.

Dec. 11 – QB Dan Fouts ties a club record with 444 yards and 33 completions as San Diego defeats the defending Super Bowl Champion San Francisco, 41-37.

Dec. 20 – The Chargers set four team records, including 661 total yards, as they defeat defending AFC Conference Champion Cincinnati, 50-34.

1983

Jan. 9 – RB Chuck Muncie runs for 126 rushing yards and QB Dan Fouts throws for 333 passing yards as the Chargers clinch a Wild Card playoff spot by defeating Pittsburgh, 31-28.

April 11 – Chargers sign a 20-year lease with San Diego, which allows them to continue to play in Jack Murphy Stadium with additional plans to expand stadium capacity to 60,100.

July 30 – Former Chargers head coach Sid Gillman is inducted into the Pro Football Hall of Fame as the third Charger to be inducted in team history.

Oct. 10 – The expansion construction begins on Jack Murphy Stadium.

Nov. 27 – QB John Hadl is inducted into the Chargers Hall of Fame.

1984

Jan. 16 – K Rolf Benirschke is named NFL/Miller Man of the Year.

May 1 – The expansion construction is completed at Jack Murphy Stadium.

May 24 – The NFL announces that San Diego will host Super Bowl XXII on Jan. 31, 1988.

Aug. 1 – Alex G. Spanos, one of the nation's leading apartment complex builders, purchases majority interest in Chargers from Eugene V. Klein.

Aug. 28 – Spanos is officially approved as majority owner of the Chargers by a vote of NFL owners. "I'm on cloud nine," said Spanos. "This is the culmination of a dream, a lifelong dream. I'm a very happy man today."

Oct. 7 – TE Kellen Winslow catches a team-record 15 passes at Green Bay.

Oct. 29 – LB Chuck Allen is inducted into the Chargers Hall of Fame.

Nov. 25 – WR Charlie Joiner records a then-NFL-record 650th career catch at Pittsburgh.

Dec. 11 – San Diego Mayor Roger Hedgecock declares Dec. 11 "Charlie Joiner Day" in San Diego.

1985

Nov. 3 – WR Gary Garrison and first Chargers head coach Sid Gillman are inducted into the Chargers Hall of Fame.

Nov. 10 – RB/KR Lionel James gains 345 all-purpose yards, including the game-winning, 17-yard touchdown run in overtime for a 40-34 victory over the Los Angeles Raiders. It is the second-most all-purpose yards in a game in NFL history.

Dec. 22 – G Ed White plays in his 241st career game, a then-NFL-record, the most among offensive linemen. QB Mark Hermann sets a club-record for completions (37) and attempts (58) as a starter for injured QB Dan Fouts.

1986

Sept. 7 – San Diego opens the season with 500 yards of total offense, 224 rushing yards and 276 passing yards in a 50-28 victory over Miami.

Oct. 29 – Assistant Head Coach Al Saunders is named head coach following Don Coryell's resignation. At 39, Saunders is the youngest head coach in NFL history.

Nov. 9 – The Chargers beat Denver, 9-3, for Saunders' first NFL win.

Dec. 29 – DE Leslie O'Neal is named Defensive Rookie of the Year by the Associated Press.

1987

Jan. 6 – Al Saunders signs a five-year contract to remain as Chargers head coach.

Jan. 12 – WR Charlie Joiner retires with 750 career receptions, the most in NFL history at the time, and is immediately named Chargers wide receivers coach.

Jan. 27 – Steve Ortmayer is named Director of Football Operations for the Chargers.

Sept. 22 – NFLPA begins a strike that lasted 24 days. Week 3 games are cancelled due to the strike before replacement teams are fielded.

Oct. 15 – NFLPA strike ends.

Oct. 18 – The Chargers finishes the season as one of two undefeated (3-0) strike teams by winning all three games in the fourth quarter. The Chargers beat the Los Angeles Raiders, 23-17, in the Raiders' first-ever home game at the Los Angeles Coliseum.

Nov. 15 – The Chargers beat the Los Angeles Raiders for their eighth-straight win. The Chargers have the best record in the League (8-1) and earn the first season sweep of the Raiders since 1981.

1988

Jan. 31 – Washington defeats Denver, 42-10, in Super Bowl XXII at Jack Murphy Stadium.

March 24 – QB Dan Fouts announces his retirement as the NFL's second all-time leading passer with 43,045 yards while holding seven NFL records and 42 club records.

Continued next page

Sept. 18 – The Chargers end their eight-game regular-season losing streak against Seattle with a 17-6 win. It is their first win against the Seahawks since 1983.

Nov. 27 – QB Dan Fouts' jersey, No. 14, is retired at halftime of "Dan Fouts Day" in San Diego.

Dec. 18 – RB Gary Anderson sets club records with 34 carries and 217 rushing yards in a 24-13 victory over Kansas City.

Dec. 19 – Head coach Al Saunders is relieved of his duties.

1989

Feb. 9 – Former Chargers quarterback, Redskins assistant and Falcons head coach, Dan Henning, is named Chargers head coach.

Dec. 17 – RB Marion Butts sets a club-record with 39 carries and a team rookie record with 176 yards in a 20-13 win vs. Kansas City.

Dec. 18 – Director of Football Operations, Steve Ortmayer, is terminated.

Dec. 24 – Chargers beat defending-AFC Champion Broncos, 19-16, marking the 14th consecutive game as the Chargers hold an opponent to 20 points or less and the Chargers 13th game of the season to be decided by seven points or less.

1990

Jan. 3 – Bobby Beathard is named Chargers general manager.

March 11 – Former team president Eugene V. Klein dies.

April 17 – The Chargers announce the formation of their cheerleading dance team, "The Charger Girls."

April 23 – The Chargers select future hall of fame LB Junior Seau, from USC, fifth overall in the 1990 NFL Draft.

Oct. 28 – CB/S Gill Byrd intercepts two passes vs. Tampa Bay. This is team-record 29th and 30th of his career, surpassing former CB Dick Harris.

Dec. 16 – RB Marion Butts sets a single-season team record with 1,225 rushing yards.

1991

Feb. 19 – G Ed White is inducted into the Breitbard Hall of Fame.

April 5 – Alex Spanos serves as the National Chairman of USO's Golden Anniversary Salute Luncheon in Los Angeles and produces USO's most successful fundraising event in history, raising more than $4.5 million.

Oct. 6 – The 0-5 Chargers defeat the 3-2 Raiders, 21-13, at the team's first non-strike win at the Coliseum since the Raiders move to Los Angeles.

Dec. 23 – Dan Henning and his coaching staff are terminated.

1992

Jan. 2 – Former Georgia Tech head coach, Bobby Ross, is named Chargers head coach.

Aug. 13 – Chargers acquire QB Stan Humphries via trade with Washington.

Nov. 1 – Chargers defeat Indianapolis, 26-0, to become the first team in NFL history to win four-straight games after starting the season 0-4.

Dec. 20 – Chargers clinch their first playoff berth since 1983 with a 36-14 win against the Los Angeles Raiders. They are the only team to start the season 0-4 to finish with a winning record and make playoffs.

Dec. 27 – Chargers win their ninth AFC West title with a 31-14 win in Seattle.

1993

Jan. 2 – RB Marion Butts rushes for 119 yards and a touchdown on a rain-soaked field at Jack Murphy Stadium as the Chargers shut out Kansas City, 17-0, in the AFC Wild Card playoff game. The defense claims seven sacks and two interceptions.

July 31 – QB Dan Fouts is inducted into the Pro Football Hall of Fame as the fourth Charger in team history to do so.

Sept. 19 – QB Dan Fouts and WR Charlie Joiner are inducted into the Chargers Hall of Fame. The team recognizes former players and the 1963 AFL Championship team. At the game, K John Carney kicks six field goals as the Chargers are victorious over Houston 18-17.

Oct. 27 – NFL owners award Super Bowl XXXII to San Diego (January 25, 1998).

Nov. 9 – In recognition of his efforts that secured Super Bowl XXXII, San Diego Mayor Susan Golding proclaim Nov. 9, 1993, as "Alex G. Spanos Day" in San Diego.

Dec. 12 – Former owner Barron Hilton is honored with tribute and a bronze sculpture at Jack Murphy Stadium. As one of the AFL's founding members in 1959, Hilton brought the Chargers to San Diego in 1961 as the city's first major league sports franchise.

1994

July 30 – The Chargers face Atlanta in the Hall of Fame Game in Canton, Ohio.

Aug. 13 – San Diego makes its first appearance in the American Bowl falling short to the New York Giants, 28-20, at Olympic Stadium in Berlin, Germany.

Sept. 4 – FS Stanley Richard returns a 99-yard interception for a touchdown that helped lead the way to a 37-34 come-from-behind win in Denver to open the season.

Sept. 18 – QB Stan Humphries and WR Tony Martin tie an NFL-record with a 99-yard touchdown pass in a 27-10 win vs. Seattle at Husky Stadium.

Sept. 25 – The Chargers defeat the Raiders, 26-24, on a 33-yard field goal by K John Carney with two seconds remaining. The Bolts improve to 4-0; the team's best start since 1980.

Oct. 16 – San Diego becomes the NFL's last unbeaten team (6-0) of the season after a win in New Orleans.

Dec. 18 – The Chargers clinch their tenth AFC West title with a 21-6 road victory over the New York Jets.

1995

Jan. 8 – The Chargers overcome a 21-6 third quarter deficit to advance to the AFC Championship game with a 22-21 victory over Miami.

Jan. 15 – The Chargers advance to their first Super Bowl in franchise history after a 17-13 win over the heavily-favored Steelers at Three Rivers Stadium. LB Dennis Gibson knocks down Neil O'Donnell's pass to stop the Steelers on fourth down at the Chargers three-yard line with 1:04 left in the game. Upon the team's return to San Diego, an estimated crowd of 70,000 fans are packed inside Jack Murphy Stadium to welcome them home.

Jan. 29 – The Chargers suffer a 49-26 loss to the San Francisco 49ers in Super Bowl XXIX in Miami, Florida. WR/KR Andre Coleman tie Super Bowl record with a 98-yard kickoff return touchdown in the third quarter.

Jan. 30 – Upon the team's return to San Diego following the Super Bowl, more than 100,000 fill the streets of downtown San Diego for a post-Super Bowl parade.

Feb. 1 – Defensive Coordinator Bill Arnsparger retires.

March 6 – Chargers President Dean Spanos announces agreement with the City of San Diego that extended their lease through 2020. The agreement plan includes an expansion of the stadium capacity to more than 70,000 and modernization.

May 2 – Dean Spanos signs GM Bobby Beathard and Head Coach Bobby Ross to contract extensions that will last through 1999.

May 18 – Owner Alex Spanos announce plans to create the Alex G. Spanos San Diego Foundation, a non-profit organization designated to "help San Diego build on its strengths by supporting individuals, activities and organizations that work to make the city a better place to live." He also announces a $1.5 million donation to the San Diego Hall of Champions.

June 19 – LB David Griggs is killed in a one-car accident in Davie, Florida. He is the first player in team history to die while on the active roster.

July 29 – TE Kellen Winslow is inducted into the Pro Football Hall of Fame, fifth in Chargers history.

Aug. 19 – The Chargers preseason game in Houston is canceled due to unsafe field conditions at the Astrodome. It is the first-ever canceled NFL game.

Sept. 3 – The Chargers face the Raiders in their first regular-season game at the Oakland Coliseum since 1981.

Dec. 17 – K John Carney passes former K Rolf Benirschke as the team's all-time leader for career made field goals in a 27-24 victory in Indianapolis.

Dec. 23 – SS Shaun Gayle has a 99-yard interception return through a barrage of snowballs that seals a 27-17 road win over the New York Giants, clinching San Diego's third playoff berth in four seasons.

1996

April 3 – President Dean Spanos announces that minority owner George Pernicano is selected as the 19th member of the Chargers Hall of Fame.

May 11 – RB Rodney Culver and his wife, Karen, are killed in a plane crash (ValuJet Flight 592) in the Florida Everglades.

July 27 – The Chargers defeat Pittsburgh, 20-10, in the American Bowl in Tokyo, Japan. WR Charlie Joiner is inducted into the Pro Football Hall of Fame in Canton, Ohio, the sixth in Chargers history.

Sept. 8 – Minority owner George Pernicano is inducted into the Chargers Hall of Fame.

Nov. 2 – Owner Alex Spanos receives the Gloria Swanson Humanitarian Award at the American Cinema Awards 11th Annual All-Star Gala in Beverly Hills, Calif. The award is presented to an individual who contributes beyond all others to those who are less fortunate in the United States and around the world.

1997

Jan. 3 – Head Coach Bobby Ross resigns, and his coaching staff is released.

Jan. 10 – Alex Spanos donates $1 million to the American Red Cross to assist flood victims in Northern California.

Jan. 19 – Bobby Beathard names Kevin Gilbride Chargers head coach.

Feb. 13 – The Alex G. Spanos Sports Fields are dedicated at Kate Sessions Elementary School in Pacific Beach, Calif. with a culmination of $102,000 donation from the Spanos family. The field is for students from Kate Sessions and Bishops School as well as for the community of Pacific Beach.

April 7 – Jack Murphy Stadium naming rights change to Qualcomm Stadium.

May 23 – Dean Spanos introduces K Rolf Benirschke as the 20th inductee to the Chargers Hall of Fame. The induction ceremonies are set for Sept. 28.

Aug. 2 – The Chargers defeat the San Francisco 49ers, 20-13, in the first game at the newly-renovated and expanded Qualcomm Stadium (crowd attendance: 62,542).

Sept. 14 – K John Carney surpasses former K Rolf Benirschke as the Chargers' all-time leading scorer with his 767th career point against Carolina.

1998

Feb. 27 – QB Stan Humphries announces his retirement. Alex Spanos donates $100,000 to create the Brooke Humphries Heart Fund at the Children's Hospital.

March 12 – The Chargers acquire the No. 2 overall selection in the 1998 NFL Draft from Arizona for WR Eric Metcalf, LB Patrick Sapp, the team's first (third overall) and second (32nd overall) selections in 1998, and their first-round selection of the 1999 NFL Draft.

April 18 – The Chargers use their newly-acquired No. 2 overall pick to select Washington State QB Ryan Leaf.

Sept. 6 – The Chargers defeat the Buffalo Bills, 16-14, in front of the largest home opener crowd in team history (crowd attendance: 64,037).

Oct. 13 – Head Coach Kevin Gilbride is fired after his sixth game of the season. The quarterbacks coach, June Jones, takes over as the interim head coach.

Nov. 29 – A home-record crowd of 66,532 see the Bolts play defending Super Bowl Champions and undefeated Denver Broncos. At halftime of the game, former CB/S Gil Byrd is inducted into the Chargers Hall of Fame.

1999

Jan. 20 – Mike Riley is named Chargers head coach after June Jones accepts the job as head coach at the University of Hawaii.

Sept. 19 – The Chargers beat Cincinnati, 34-7. Riley is the first Chargers head coach to win a debut game since Sid Gillman in 1960.

Oct. 24 – The Chargers set a new home attendance record of 68,274 against the Green Bay Packers.

Nov. 21 – DT Gary "Big Hands" Johnson is inducted into the Chargers Hall of Fame.

Nov. 28 – QB Jim Harbaugh passes for a career-high 404 passing yards at Minnesota. He becomes the second quarterback in Chargers history to top 400-yards in a game.

2000

March 22 – The Spanos family and Chargers contribute more than $3 million towards a new Chargers Champion community outreach initiative. It will benefit students, schools and educators who are "making a difference" for San Diego's future. Chargers Champions also encompasses the team's ongoing support of youth and high school football as well as its long-standing community service programs such as the blood drive.

April 25 – GM Bobby Beathard retires after 37 years in the NFL. Dean Spanos names Ed McGuire Vice President of Football Operations.

June 6 – The Spanos family contributes $250,000 through Chargers Champions to create and fund freshman football and volleyball in San Diego Schools, beginning in the Fall of 2000.

Sept. 24 – G Doug Wilkerson is inducted into the Chargers Hall of Fame.

2001

Jan. 5 – Dean Spanos names John Butler Executive Vice President and General Manager of the Chargers.

Jan. 9 – Norv Turner is named Offensive Coordinator. Prior to his time with the Chargers, Turner was Dallas' Offensive Coordinator during back-to-back Super Bowl titles in 1992 and 1993.

April 20 – Chargers trade the No. 1 pick in the 2001 NFL Draft to Atlanta for Falcons first pick (No. 5) and third-round pick. The Chargers receive WR/KR Tim Dwight and Falcons' second-round pick in the 2002 NFL Draft.

April 22 – The Chargers use their top selection in the Draft to select Heisman Trophy finalists, and future hall of fame RB LaDainian Tomlinson of TCU and QB Drew Brees of Purdue.

Nov. 25 – WR Wes Chandler is inducted into the Chargers Hall of Fame.

Dec. 31 – Mike Riley's tenure as a head coach ends as team announces his contract will not be renewed for the 2002 season.

2002

Jan. 29 – Marty Schottenheimer is named the team's 13th head coach.

May 9 – The Chargers sign a five-year agreement to move training camp to the Home Depot Center at Cal State Dominguez Hills in Carson, Calif.

May 14 – Dean Spanos announces Mark Fabiani as Special Counsel to the President. Fabiani's primary function is to work with the San Diego community to secure a new state-of-the-art stadium in the San Diego region.

Sept. 8 – Head Coach Marty Schottenheimer leads the Chargers to a 34-6 victory over Cincinnati in his debut with a 4-0 start. He becomes the only coach in team history to win his first four games.

Nov. 3 – Former head coach Bobby Ross and QB Stan Humphries are inducted into the Chargers Hall of Fame.

Dec. 1 – RB LaDainian Tomlinson rushes for a then-team-record of 220 yards vs. Denver.

Dec. 8 – Tomlinson breaks RB Natrone Means' team-record of 1,350-yards (1994). Tomlinson ends the season with 1,683-rushing yards and is selected to the Pro Bowl.

Dec. 22 – LB Junior Seau plays in his team-record-tying 200th career game.

2003

Jan. 26 – Super Bowl XXXVII is played at Qualcomm Stadium. Tampa Bay defeats Oakland, 48-21, for their first-ever Super Bowl Championship.

March 4 – The Chargers begin to negotiate with the City of San Diego to replace, then, 36-year-old Qualcomm Stadium.

April 11 – General Manager John Butler succumbs to his nine-month battle with cancer.

April 16 – The Chargers trade LB Junior Seau to Miami.

April 22 – AJ Smith is promoted to Executive Vice President and General Manager of the team.

July 22 – Chargers open training camp at the Home Depot Center in Carson, Calif.

Oct. 27 – Chargers Monday Night Football game vs. Miami is relocated to Sun Devil Stadium in Tempe, Ariz., as Qualcomm Stadium is being used as an evacuation site during wildfires that rage through San Diego County. Admission to Sun Devil Stadium is free and volunteers collect more than $225,000 in donations for the fire relief.

Oct. 31 – Alex Spanos donates $1 million to San Diego Fire Relief Fund.

Nov. 9 – DT Louie Kelcher is inducted into the Chargers Hall of Fame.

Dec. 14 – RB LaDainian Tomlinson amasses 195 total yards against Green Bay, raising his season total to 2,011. He becomes the first player in team history and only the eighth player in NFL history to record consecutive 2,000 all-purpose yard seasons.

Dec. 28 – Tomlinson rushes for a team-record of 243 yards in the 21-14 victory over the Raiders. During the game, he becomes the first player in NFL history to rush for 1,000 yards and catch 100 passes in the same season.

2004

April 24 – San Diego selects QB Eli Manning No. 1 overall in the 2004 NFL Draft. An hour later, Manning is traded to the New York Giants for QB Philip Rivers.

New York selects Rivers with the fourth overall choice. The Chargers also acquire the Giants third-round choice in 2004 and their first and fifth-round selections in the 2005 NFL Draft.

July 2 – The Chargers and the City of San Diego sign a new lease agreement. The new lease is scheduled to run through 2008 and helped pave the way for a referendum that will give San Diegans the opportunity to vote for a new football-only stadium in 2006.

July 26 – G Ed White and C Don Macek are named to the Chargers Hall of Fame.

Aug. 14 – The Chargers preseason game against Indianapolis is blacked out locally. It is the first local television blacked out since Sept. 27, 1998. As part of the team's previous lease, all blackout dates had been lifted since Oct. 18, 1998.

Oct. 31 – QB Drew Brees completes 22-of-25 passes for 281-yards with five touchdowns and no interceptions. The Chargers beat Oakland 42-14. Brees finishes the game with a career-high passer rating of 153.1 and is named AFC Offensive Player of the Week.

Nov. 15 – Jim Steeg, who helped the Super Bowl become one of the world's premier sporting events, is named Executive Vice President and Chief Operating Officer of the Chargers.

Dec. 16 – The team announces that training camp will be held at Chargers Park beginning in 2005.

Dec. 19 – The Chargers clinch their first AFC West title since 1994 with a 21-0 win in Cleveland on a snowy day. The game-time temperature is 18 degrees with a wind-chill factor of -10. It is the Chargers' first shutout since Nov. 29, 1993.

2005

Jan. 7 – Alex Spanos donates $150,000 providing aid to victims of the devastating tsunami that rocked Southeast Asia on Dec. 26, 2004.

Jan. 8 – Chargers fall to the New York Jets in overtime, 20-17, in the AFC Wild Card Playoffs in what was the team's first postseason appearance since 1995.

Jan. 14 – Head coach Marty Schottenheimer agrees to a two-year contract extension through 2007.

March 7 – Dean Spanos extends AJ Smith's contract through the 2009 season.

July 29 – Chargers open training camp at Chargers Park.

Sept. 18 – RB LaDainian Tomlinson rushes for a touchdown in an NFL-record 14th straight game.

Oct. 2 – A 41-17 victory over the Patriots end New England's NFL-record 21 home game win streak.

Oct. 10 – A new stadium record of 68,537 turn out to see the Chargers play Pittsburgh on Monday Night Football.

Oct. 16 – RB LaDainian Tomlinson scores on a 35-yard catch-and-run to tie Lenny Moore's NFL record with his 18th straight game with a touchdown.

Nov. 20 – WR Lance Alworth's No. 19 jersey is retired at halftime of the Chargers vs. Buffalo game.

Dec. 18 – A 26-17 win in Indianapolis ends the Colts 13-0 start to the season. They are only the fourth team with a 13-0 start in NFL history.

Dec. 24 – The Chargers 28-game streak, including playoffs, of not losing by more than four points ends in a 20-7 loss at Kansas City. It is the NFL's third-longest streak since 1950.

Dec. 31 – RB LaDainian Tomlinson passes WR Lance Alworth to become the team's all-time leader in career yards from the scrimmage. He also scores his 20th touchdown of the season which broke RB Chuck Muncie's team record of 19. San Diego leads the NFL in run defense with 84.3 yards-per-game. The Chargers go on to hold three teams to less than 40-rushing yards for the first time since 1965.

2006

Jan. 4 – LB Shawne Merriman is named Defensive Rookie of the Year by the Associated Press.

Feb. 12 – Six Chargers, the most since 1983, play in the Pro Bowl in Hawaii.

May 1 – SDCC amend the Chargers lease and allow the team to explore options for a new stadium within San Diego County.

May 9 – Dean Spanos is presented with the 44th Annual Golden Achievement Award by the Boys & Girls Club of San Diego.

Sept. 11 – Chargers clinch a season-opening, 27-0, victory in Oakland on ESPN's Monday Night Football. It is San Diego's first shutout win over the Raiders since 1961.

Oct. 8 – The Chargers beat defending Super Bowl Champion Pittsburgh, 23-13, on NBC's Sunday Night Football.

Oct. 15 – RB LaDainian Tomlinson ties a team record with four touchdowns at San Francisco. He passes WR Lance Alworth as the team's all-time touchdown leader.

Nov. 12 – The Chargers overcome a 21-point, first-half deficit for a 49-41 win in front of a stunned crowd at Cincinnati's Paul Brown Stadium. The Bolts trail 28-7 at half but outscore the Bengals 42-13 in the second half.

Nov. 19 – RB LaDainian Tomlinson scores four touchdowns in the 35-27 win at Denver. The Bolts overcome a 24-7 third quarter deficit to become the first-ever team to overcome a 17-point deficit in consecutive weeks. Tomlinson becomes the first NFL player to score four touchdowns three times in a season and is the fastest player in NFL history to have 100 touchdowns in just 89 games.

Nov. 26 – Tomlinson sets a new team record for rushing touchdowns with 21.

Dec. 10 – Tomlinson scores three touchdowns against Denver and sets an NFL-record for single-season touchdowns with 29. The Chargers win, 48-20, and claim their second AFC West title in three seasons.

Dec. 17 – Against Kansas City, Tomlinson becomes the fastest player in NFL history to score 100 rushing touchdowns. With his first touchdown of the game, he breaks Paul Hornung's NFL record for most points in a season. His second touchdown of the game is a career-long 85 yards and the team's longest since 1962. These touchdowns are his 27th and 28th rushing touchdowns for a new NFL single-season record. It is also his NFL-record, eighth-consecutive multi-touchdown game.

Dec. 24 – Chargers beat Seattle, 20-17, on a 37-yard touchdown pass from QB Philip Rivers to WR Vincent Jackson only seconds left in the game. It is the team-record 13th win of the season.

Dec. 31 – The Chargers clinch the No. 1 seed and home-field advantage in the playoffs with a 27-20 victory over Arizona. It is the third No. 1 seed ranking in team history (previously in 1979 & 1980) and is a team-record 14th win of the season. Head Coach Marty Schottenheimer wins his 200th regular-season game, Tomlinson claims his first NFL-rushing title with 1,815-yards and LB Shawne Merriman claims his NFL sack title with 17.

2007

Jan. 4 – RB LaDainian Tomlinson is named NFL Most Valuable Player and Offensive Player of the Year by The Associated Press. He is the team's first-ever AP MVP.

Jan. 14 – A stadium-record 68, 810 fans fill Qualcomm Stadium for the AFC Divisional Playoffs vs. New England.

Feb. 2 – Tomlinson shares the 2006 Man of the Year Award with former teammate, QB Drew Brees, which recognizes them for their community service and playing excellence.

Feb. 10 – A team-record 10 Chargers play in the Pro Bowl. An 11th, QB Philip Rivers, is selected but did not play due to a foot injury.

Feb. 12 – Head Coach Marty Schottenheimer is relieved of his duties as head coach.

Feb. 19 – Offensive Coordinator, Norv Turner, is named the 14th head coach in franchise history.

March 14 – The Chargers unveil new uniforms at the US Grant Hotel in San Diego. The most notable change is the metallic-white helmets that feature a gold bolt and outlined in both powder blue and navy.

Sept. 9 – A record-crowd of 67,837 watches as the Chargers defeat the defending NFC Champion Chicago, 14-3 in the home-opener.

Oct. 7 – Chargers hand Denver their worst-ever home loss in 41 years, 41-3. It is the Chargers' largest-ever margin of victory against Denver.

Oct. 14 – Tomlinson scores all four touchdowns in a 28-14 win over the Raiders.

Oct. 23 – Wildfires rage through San Diego and fill the air with smoke. The Chargers practice for three days at the Cardinals training facility in Tempe, Ariz.

Oct. 27 – Alex and Dean Spanos pledge $1 million to aid victims of the wildfires and support the firefighting efforts. It is the largest personal financial commitment to relief efforts. The Spanos family made a similar donation following the fires of 2003.

Oct. 28 – Qualcomm Stadium is cleared as an evacuation site and the Chargers beat Houston, 35-10, under a smoky hazed sky. CB Antonio Cromartie and TE Antonio Gates both score two touchdowns in the win.

Nov. 4 – Cromartie has a 109-yard touchdown return off a missed field goal at the end of the first half in Minnesota setting the record for the longest touchdown in NFL history.

Nov. 11 – In a 23-21 victory over defending Super Bowl Champion Colts on NBC's Sunday Night Football RB/KR Darren Sproles has a kickoff return and a punt return while CB Antonio Cromartie intercepts Super Bowl MVP Peyton Manning three times in the first half. Manning throws a career-high six interceptions.

Dec. 9 – The Chargers overcome a 14-point fourth quarter deficit, 23-14, at Tennessee. The Bolts tie the game with nine seconds remaining on the clock and clinch the win on a 16-yard run by Tomlinson in overtime.

Dec. 16 – The Chargers clinch their second-straight AFC West title and third in four years with a 51-14 victory over Detroit. Head Coach Norv Turner becomes the second Chargers coach to win AFC West in his first season. He is presented the game ball in the locker room by Dean Spanos following the game.

2008

Jan. 1 – AJ Smith receives a five-year contract extension through 2014.

Jan. 6 – Down 6-0 at halftime, the Bolts score 17 unanswered points and beat Tennessee in the AFC Wild Card playoffs at Qualcomm Stadium. This is the team's first playoff win since 1995. RB LaDainian Tomlinson scores twice, including a leap at the one-yard line to score and put away the game in the fourth quarter.

Jan. 13 – The Chargers knock reigning Super Bowl Champion Colts out of playoffs in the divisional round, 28-24, at the RCA Dome. QB Philip Rivers out with a knee injury. Backup QB Billy Volek scores the game-winning touchdown on a one-yard QB sneak with just under five minutes remaining. The Chargers defense makes two late stands, including one inside the 10-yard line as the clock hits the 2-minute warning.

Jan. 20 – New England wins the AFC Championship Game, 21-12, on a frigid day in Foxborough. The heroic Rivers plays with a torn ACL in his right knee.

Oct. 12 – DE Fred Dean is inducted into the Chargers Hall of Fame.

Oct. 26 – The Chargers play their first-ever regular-season game overseas. They face New Orleans at London's Wembley Stadium (crowd attendance: 83,226).

Dec. 14 – Down 21-10 at the start of the fourth quarter, Rivers rallies the Chargers to a 22-21 victory at Kansas City. He has two touchdown passes in the final 1:13 of the game. After the first touchdown, LB Antwan Applewhite's forces a fumble and WR Kassim Osgood's recovers an onside kick set up the game-winning drive.

Dec. 21 – Following a 41-24 victory at Tampa Bay, on the plane home, the Chargers learn that Buffalo upset Denver at Invesco Field which sets the stage for the Dec. 28 AFC West title game vs. the Broncos.

Dec. 28 – The Chargers rush for a team-record 289-yards as they defeat Denver, 52-21, for the AFC West title. The Bolts become the first team in NFL history to make playoffs after they start 4-8 and are the first NFL team since the division was aligned in 1967 to win the division having trailed by three games with three to play.

2009

Jan. 3 – Down 17-14 as they enter the fourth quarter, the Chargers rally for a game-tying field goal and beat Indianapolis, 23-17, in overtime in the AFC Wild Card playoffs at Qualcomm Stadium. RB/KR Darren Sproles racks up 328 all-purpose yards and wins the game with a 22-yard touchdown run in overtime.

Aug. 24 – QB Philip Rivers signs a six-year contract extension that would last through 2015.

Sept. 14 – Sproles racks up 246 total yards and a five-yard touchdown run with 18 seconds remaining. This gives the Chargers a 24-20 season-opening victory in Oakland on ESPN's Monday Night Football.

Nov. 8 – QB Philip Rivers throws an 18-yard touchdown pass to WR Vincent Jackson with 21 seconds left, capping a 21-20 comeback victory over the New York Giants.

Nov. 22 – The Chargers erase a 3.5-game deficit and take first place in the AFC West following the 32-3 victory over Denver at Invesco Field.

Nov. 27 – The 53 greatest Charges of all-time, voted by fans and media, are honored at a Block Party in Downtown San Diego as the team's 50th Anniversary Team.

Nov. 29 – Chargers honor the 50th Anniversary Team with a 43-14 victory over Kansas City.

Dec. 20 – K Nate Kaeding hits a 52-yard field goal with three seconds remaining for a 27-24 victory over Cincinnati. The team learns that Oakland has upset Denver at Invesco Field and the Chargers clinch their fourth-straight AFC West title.

Dec. 25 – The Chargers win their first-ever Christmas Day game over Tennessee, 42-17, bringing their record to 12-3 and clinching the No. 2 seed.

2010

Jan. 18 – Dean Spanos signs head coach Norv Turner to a three-year contract extension.

Feb. 22 – After nine seasons in San Diego, including his MVP season in 2006, two rushing-titles and five Pro Bowls, RB LaDainian Tomlinson is released. He left holding 28 team records which include career rushing-yards and touchdowns.

Sept. 26 – QB Philip Rivers passes for a team-record of 455 yards at Seattle.

Oct. 3 – LB Shaun Phillips has a career-high four sacks tying for the second-most in a game in team history. The Chargers defeat Arizona 41-10.

Oct. 10 – WR Malcom Floyd racks up 213 receiving yards at Oakland, the most yards by a Chargers receiver since 1985 and ties for fourth-most all-time by a Charger.

Oct. 31 – Rivers throws a touchdown pass in his team-record 21st straight game.

Nov. 7 – TE Antonio Gates misses his first-ever game due to injury. His back up, Randy McMichael, and rookie Seyi Ajirotutu each catch two touchdown passes as the Chargers rally past Houston 29-23 in a come-from-behind win.

Nov. 22 – Rivers throws four touchdown passes vs. Denver. He becomes the third quarterback in team history with consecutive four-touchdown games.

Nov. 28 – Chargers defense intercepts Peyton Manning four times and returns two of them for touchdowns as the Bolts hand the Colts a 36-14 loss on NBC's Sunday Night Football at Lucas Oil Stadium. Rivers' team-record streak of 23-straight games with a touchdown pass ends.

Dec. 12 – Rivers throws his 25th touchdown of the season and becomes the first-ever quarterback in franchise annals with three-straight 25-touchdown seasons.

Dec. 16 – WR Vincent Jackson has the team's first 100-yard, three-touchdown reception performance since 1997. Rivers throws for over 4,000-yards for the third-straight season tying QB Dan Fouts' team record.

2011

March 12 – NFL enters a lockout with the expiration of the previous collective bargaining agreement.

July 25 – NFL owners and players agree to a new 10-year collective bargaining agreement. This ends the 136-day NFL Lockout, the longest-ever work stoppage in NFL history.

Sept. 11 – Head Coach Norv Turner wins his 100th career game at the Chargers season-opener with a 24-17 victory over Minnesota. P Mike Scifres fills in at placekicker for an injured K Nate Kaeding. Scifres hits a game-tying 40-yard field goal with 10 minutes remaining. QB Philip Rivers throws a game-winning 19-yard touchdown pass to FB Mike Tolbert with five minutes left in the game.

Sept. 18 – Rivers passes for 378 yards at New England and goes over 20,000 career-yards on his first completion of the game.

Oct. 9 – K Nick Novak hits a career-high five field goals, including a 35-yarder that leads the Bolts to a 29-24 road win over Denver.

Nov. 6 – Rivers has four touchdown passes but throws three interceptions in a 45-38 loss to defending Super Bowl Champion Green Bay. It is the first three-interception game of his career (90 games) and ends his NFL-record streak for the start of a career. Hall of Fame QB Joe Montana had the previous mark of 57 games.

Nov. 20 – Rivers throws his 150th career touchdown pass in Chicago.

Nov. 27 – LB Junior Seau is formally inducted into the Chargers Hall of Fame.

Dec. 11 – TE Antonio Gates catches his 75th career touchdown pass in a 37-10 win over Buffalo. LB Takeo Spikes plays his 200th career game.

Dec. 24 – Gates logs the 587th catch of his career in his hometown of Detroit. He passes WR Charlie Joiner and becomes the Chargers all-time leading receiver.

2012

Jan. 1 – QB Philip Rivers passes for 310 yards in a season-ending win at Oakland. He becomes the fifth quarterback in NFL history with back-to-back 4,500-yard passing seasons.

May 2 – Twelve-time Pro Bowl linebacker Junior Seau dies of a self-inflicted gunshot wound in his Oceanside, Calif. home. Hundreds of fans flock to his home to pay tribute to the fallen Chargers great.

May 11 – 20,000 fans attend the Celebration of Life memorial service at Qual-

comm Stadium for the late Junior Seau. Guest speakers include former head coach Bobby Ross, QB Dan Fouts, RB LaDainian Tomlinson, LB Billy Ray Smith and John Lynch. The ceremony concludes with Chargers President Dean Spanos' announcement that Seau's No. 55 will be retired during a ceremony that is scheduled to take place at the 2012 home opener on Sept. 16 against the Titans.

June 18 – RB LaDainian Tomlinson, the Chargers first-round pick in the 2001 NFL Draft and the NFL's fifth all-time leading rusher, signs a one-day contract and retires as a Charger after 11 seasons in the NFL. A press conference is held to announce his retirement at Chargers Park. Nearly 200 friends, family, former teammates and media are in attendance.

Sept. 16 – The late, future Pro Football Hall of Fame LB, Junior Seau's No. 55 jersey number is retired as the Chargers beat Tennessee 38-10 at Qualcomm Stadium.

Dec. 9 – The Chargers shock the heavily-favored Pittsburgh Steelers, 34-24, at Heinz Field for the Bolts first-ever regular-season win in the Steel City. After the game, President Dean Spanos presents a game ball to Head Coach Norv Turner.

Dec. 31 – Dean Spanos announces that General Manager AJ Smith and Head Coach Norv Turner will not return for the 2013 season.

2013

Jan. 9 – President Dean Spanos names former Indianapolis Colts Vice President of Football Operations, Tom Telesco, Chargers General Manager. At age 40, Telesco becomes the youngest general manager in Chargers history.

Jan. 15 – Dean Spanos introduces Mike McCoy as the 15th head coach in Chargers history. At age 40, McCoy becomes the second-youngest active head coach in the NFL and the second-youngest in team history.

Sept. 15 – K Nick Novak kicks a game-winning, 46-yard field goal with seven seconds remaining to give the Chargers a 33-30 win over Philadelphia at Lincoln Financial Field. It is McCoy's first win as a head coach. In the locker room, following the game, Spanos presents both McCoy and Telesco with a game ball.

Nov. 24 – The 4-6 Chargers stun the 9-1 Kansas City Chiefs at Arrowhead Stadium, 41-38, as QB Philip Rivers throws a game-winning, 26-yard touchdown pass to TE Seyi Ajirotutu with just 26 seconds left. In the game, there are a total of nine lead changes throughout. During the game, TE Antonio Gates becomes the fourth tight end in NFL history to surpass 700 career catches and 9,000 career yards. His biggest catch of the day is a 12-yarder for a first down on a third-and-ten play during the Bolts' game-winning touchdown drive.

Dec. 29 – In improbable fashion, the Chargers clinch the final spot in the AFC Playoffs with a 27-24 win against the Chiefs in overtime. The Chargers overcome a 10-point deficit as they enter the fourth quarter and survive a missed 41-yard field goal attempt by Kansas City in the last seconds. Rivers drove the Chargers 62 yards on the opening drive of overtime, in 9:30. K Nick Novak hits a 36-yard field goal for the win.

2014

Jan. 5 – The Chargers win their first playoff game since Jan. 2009 by defeating the Cincinnati Bengals, 27-10, in a Wild Card Playoff game at Paul Brown Stadium. The Bengals lead 10-7 at halftime but the Chargers outscore them 20-0 in the second half.

Jan. 12 – The Chargers' miracle season ends in a 24-17 loss against Denver in the Divisional Playoffs at Sports Authority Field. The Chargers trail 17-0 as they head into the fourth quarter. The Bolts rally within seven points on a pair of 16-yard touchdown catches by WR Keenan Allen but come up short and Denver advances to the AFC Championship Game.

Feb. 1 – QB Philip Rivers is named NFL Comeback Player of the Year and WR Keenan Allen is named Pepsi Next Rookie of the Year at the 2013 NFL Honors Award Show at Radio City Music Hall in New York.

Sept. 14 – Rivers throws three touchdown passes to TE Antonio Gates as the Chargers defeats defending Super Bowl Champion Seattle, 30-21, at Qualcomm Stadium.

Oct. 19 – K Nick Novak hits his 30th and 31st consecutive field goals which sets a new team record.

Oct. 23 – TE Antonio Gates surpasses WR Lance Alworth as the franchise's all-time leading receiver.

Nov. 2 – The Chargers 240-game streak without being shutout ends. The streak dates to Oct. 31, 1999 and has been the NFL's third-longest streak.

Nov. 30 – The Chargers are down by 10 as they enter the fourth quarter. QB Philip Rivers leads the team to 21 fourth-quarter points and the Chargers defeat Baltimore 34-33. He throws a game-winning touchdown pass to WR Eddie Royal with 38 seconds left. Rivers throws his 250th career touchdown pass during the game.

Dec. 20 – Down 21 points twice in the game, even at the start of the 3rd quarter, Rivers leads the Chargers to 28 second-half points and the Bolts rally to stun the San Francisco 49ers, 38-35, in overtime. Rivers overcomes three interceptions and throws four touchdown passes, including the game-tying touchdown pass to WR Malcom Floyd.

Dec. 28 – TE Antonio Gates reaches 10,000 career receiving yards. He is the 43rd player in NFL history and the fourth tight end to reach that mark.

2015

Jan. 31 – The late LB Junior Seau is elected for induction into the Pro Football Hall of Fame in his first year of eligibility. Seau became the eighth former Chargers player or coach elected to the Hall of Fame.

May 18 – Chairman of the Board Dean Spanos names AG Spanos President-Business Operations and John Spanos President-Football Operations.

Oct. 18 – QB Philip Rivers records the first 500-yard passing game in franchise history as he sets multiple team records for completions (43), attempts (65) and yards (503) in a 27-20 loss to Green Bay at Lambeau Field.

Nov. 22 – RB LaDainian Tomlinson's No. 21 jersey number is retired, and he joins the Chargers Hall of Fame. At half, a banner bearing his No. 21, is unveiled in the stadium's rafters and his name is added to the team's Ring of Honor.

2016

Oct. 6 – Minority Owner, George Pernicano, dies at the age of 98.

Oct. 9 – QB Philip Rivers completes three passes of 50-plus yards in Oakland which equals the most of his career. Rivers connects with rookie TE Hunter Henry for 59 yards, WR/KR Travis Benjamin for 54 yards and WR Tyrell Williams for 50 yards. It marks the first time since Oct. 20, 1968, that three different Chargers receivers have catches of 50 yards or more in a game.

Oct. 13 – Rivers passes for 178 yards against Denver and raises his career yardage total to 43,094. He passes QB Dan Fouts (43,040) for the all-time franchise passing mark. Rivers also passes Fouts for 13th in NFL history.

Oct. 23 – RB Melvin Gordon scores a career-high three touchdowns, two on the ground and one through the air, this helps the Chargers defeat the eventual NFC Champion Atlanta, 33-30, in overtime.

Nov. 6 – Gordon amasses 261 total yards that include 196 on the ground. He records the third-most yards from the scrimmage in franchise history.

Nov. 8 – Chargers final attempt to secure long-time plan in San Diego via city ballot measure fails.

2017

Jan. 1 – Mike McCoy is relieved of his duties as Chargers head coach.

Jan. 12 – Owner Dean Spanos announces Chargers relocation from San Diego to Los Angeles. The Chargers announce agreement to share future stadium in Inglewood with the newly relocated Los Angeles Rams.

Jan. 13 – Anthony Lynn is hired as the Chargers 16th head coach.

May 21 – The Chargers sign a ten-year agreement to move training camp to the Jack Hammett Sports Complex in Costa Mesa, Calif.

July 23 – The Chargers host first training camp at Jack Hammett Sports Complex.

Aug. 5 – Former RB LaDainian Tomlinson is inducted into the Pro Football Hall of Fame in Canton, Ohio as the 9th in Chargers history.

Aug. 24 – The Chargers open and host first practice at Hoag Performance Center in Costa Mesa, Calif.

Aug. 13 – The Chargers host the Seattle Seahawks in the first preseason game at StubHub Center in Carson, Calif.

Sept. 17 – The Chargers host the Miami Dolphins in the first regular season game played at StubHub Center. During the game, TE Antonio Gates hauls in the 112th touchdown catch of his career for sole possession of the most TD catches by a tight end in NFL history.

Oct. 22 – With a 21-0 victory over Denver, QB Philip Rivers earns his 100th regular-season victory of his career to become the fifth active QB with 100 wins.

Dec. 24 – RB Melvin Gordon eclipses 1,000 rushing yards on the season for the first such season of his career. It is the 20th 1,000-yard season in team history and the first since RB Ryan Mathews ran for 1,255 in 2013.

Dec. 31 – QB Philip Rivers starts his 192nd-straight game, the longest active starting streak in the league. Rivers posts 387 passing yards to eclipse 50,000 regular-season yards for his career as he becomes the ninth player in history with 50,000 passing yards. He finishes the season with 4,515 passing yards for his ninth 4,000-yard season, becoming the fourth player in NFL History to do so.

DRAFT HISTORY

1960

(First selections to stock franchises) Nov. 22, 1959

Monty Stickles, E, Notre Dame (6, Territorial)
Ted Aucreman, E, Indiana
Bob Bercich, HB, Michigan State
Barney Berlinger, E, Pennsylvania
Charles Boone, C, Richmond
Bobby Boyd, QB, Oklahoma
Byron Bradfute, T, Southern Mississippi
Rodney Breedlove, G, Maryland
Tom Budrewicz, T, Brown
James Cameron, C, East Texas State
Jack Crouthamel, HB, Dartmouth
Pete Davidson, T-G, Citadel
Floyd Faucette, HB, Georgia Tech
Charles Flowers, FB, Mississippi
Bobby Franklin, QB, Mississippi
Bob Jeter, HB, Iowa
Bill Linder, T, Pittsburgh
Billy Locklin, T, New Mexico State
William Lopasky, G, West Virginia
Paul Maguire, E, Citadel
Ed McDaniel, E, Oklahoma
Charles Milstead, QB, Texas A&M
Ed Pitts, T, South Carolina
Bob Schlotz, C, Notre Dame
Ed Serieka, FB, Xavier, Ohio
Russ Sloan, E, Missouri
John Stalte, T, Kansas City
Ron Stehouwer, T, Colorado
Wayne Stewart, G, Citadel
Leonard Wilson, HB, Purdue
Bob Zeman, DB, Wisconsin

(Second selections to stock franchises)

Gary Beabout, T-G, Purdue
George Blair, DB, Mississippi
Fran Brixius, T-G, Minnesota
Joe Davis, T-G, Citadel
Robert DeMarco, T-G, Dayton
Bob Hain, T-G, Iowa
Chuck Janssen, T-G, Tulsa
Gordon Kelley, E, Georgia
Larry Lancaster, G-T, Georgia
Marv Lasater, HB, Texas Christian
Warren Lashua, E, Whitworth (Wash.)
Perry McGriff, E, Florida
Kirk Phares, T-G, South Carolina
Lamar Rawson, HB, Auburn
Ronald Ray, T-G, Howard Payne (Tex.)
Ken Talkington, QB, Texas Tech
John Talley, QB, Northwestern
Bob Waters, HB, Presbyterian, S.C.
Bob Wehking, C, Florida
Larry Womack, HB, Colorado State

1961 – (Drafted 7-8) Rounds 1-6, Nov. 23, 1960; Rounds 7-30, Dec. 5, 1960

1. Earle Faison, DE, Indiana (7)
2. Keith Lincoln, HB, Washington State (16)
3. Marlin McKeever, E, Southern California (23)
4. Jimmy Johnson, HB, UCLA (32)
5. Bill Kilmer, QB, UCLA (39)
6. Calvin Bird, HB, Kentucky (46)
6. Cliff Roberts, T, Illinois (48)
7. Claude Gibson, DB, North Carolina State (55)
8. Charley Johnson, QB, New Mexico State (64)
9. Bob Scarpitto, QB, Notre Dame (71)
10. Willie Hector, G, Pacific (80)
11. Greg Larson, C, Minnesota (87)
12. Hezekiah Braxton, FB, Virginia Union (96)
13. Dale Messer, FB, Fresno State (103)
15. Ernie Ladd, T, Grambling (119)
16. Bud Whitehead, DB, Florida State (128)
18. Ed Dyas, FB, Auburn (144)
19. Jack Espenship, HB, Florida (151)
21. Gene Gaines, HB, UCLA (167)
23. Glenn Bass, HB, East Carolina (183)
24. Ben Balme, G, Yale (192)
26. Bill Kinnune, G, Washington (208)
27. Luther Hayes, E, Southern California (215)
28. Chuck Allen, G, Washington (224)
29. Dan Ficca, T, Southern California (231)
30. Mike McKeever, G, Southern California (240)

Future Selections

14. Billy Wilson, T, Auburn (112)
17. Reg Carolan, E, Idaho (135)
20. Mike Lucci, C, Tennessee (160)
22. John Brown, T, Syracuse (176)
25. Don Coffee, E, Memphis State (199)

1962– (Drafted 8)

1. Bob Ferguson, FB, Ohio State (8)
2. Dick Hudson, T, Memphis State (16)
3. John Hadl, QB, Kansas (24)
4. Bob Hill, T, Notre Dame (31)
4. Mack Burton, HB, San Jose State (32)
5. Bob Mitinger, DE, Penn State (34)
5. John Cornett, T, Rice (40)
6. Roy Winston, G, Louisiana State (42)
6. Frank Buncom, LB, Southern California (48)
7. Wendell Harris, HB, Louisiana State (51)
7. Bob Jackson, FB, New Mexico State (56)
8. Jerry Robinson, HB, Grambling (64)
9. Tommy Minter, HB, Baylor (72)
10. Dan Sullivan, T, Boston College (80)
11. Irv Bishop, G, Fresno State (88)
12. Ralph Smith, E, Mississippi (93)
12. George Andrie, E, Marquette (96)
13. Charles Bryant, E, Ohio State (104)
17. Frank Gardner, T, North Carolina College (136)
20. Ron Hermann, QB, Bradley (160)
24. Homer Jones, HB, Texas Southern (192) (voided)
25. Sam Gruneisen, E, Villanova (200)

Future Selections

13. Bert Coan, HB, Kansas (105)
14. James Bates, HB, Southern California (112)
15. Fred Moore, T, Memphis State (120)
16. George Gross, T, Auburn (128)
18. Denny Biodrowski, E, Memphis State (144)
19. Mike Lind, FB, Notre Dame (152)
21. Jesse Williams, E, Fresno State (168)
22. Jim Thibert, E, Toledo (176)
23. Dick Farris, G, North Texas State (184)
26. Mike Woufle, G, Colorado (208)
27. Mel Rideout, QB, Richmond (216)
28. Ben Wilson, FB, Southern California (224)

1963– (Drafted 2) Dec. 1, 1962

1. Walt Sweeney, E, Syracuse (2)
2. Rufus Guthrie, G, Georgia Tech (10)
3. Dave Robinson, E, Penn State (17)
3. Keith Kinderman, HB, Florida State (18)
4. Roy Williams, T, Pacific (26)
5. Larry Glueck, HB, Villanova (34)
6. Pat Emerick, LB, Western Michigan (42)
7. Choice to Denver
8. Gene Heeter, E, West Virginia (58)
9. Steve Barnett, T, Oregon (66)
10. Don Scott, T, Tampa (74)
11. Bob Petrich, T, West Texas State (82)
12. Terry Baker, QB, Oregon State (90)
13. Dick Walton, G, Iowa State (98)
18. Choice to Oakland
19. Ernest Park, T, McMurry (Tex.) (146)
24. Bill Frank, T, Colorado (186)
25. Jerry Jazzanti, T, Arkansas (194)

Future Selections

14. Frank Lasky, T, Florida (106)
14. Harrison Rosdahl, G, Penn State (107)
14. Jack Cverko, G, Northwestern (109)
15. Mike Fracchia, HB, Alabama (114)
16. Gene Breen, LB, Virginia Tech (122)
17. Dick Drummond, HB, Geo. Washington (130)
20. Buddy Soefker, LB, Louisiana State (154)
21. Dan Points, T, Cincinnati (162)
22. Roger Gill, HB, Texas Tech (170)
23. Paul Watters, T, Miami, Ohio (178)
26. Ken Dill, C, Mississippi (202)
27. Harry Butsko, G, Maryland (210)
28. Steve Berzansky, FB, West Virginia (218)
29. Herman Hamp, HB, Fresno State (226)

1964– (Drafted 8) Nov. 30, 1963

1. Ted Davis, E, Georgia Tech (8)
2. John Kirby, LB, Nebraska (16)
3. Perry Lee Dunn, DB, Mississippi (24)
4. Dave Parks, E, Texas Tech (32)
5. Pete Goimarac, C, West Virginia (36)
5. Gary Kirner, T, Southern California (40)
6. Willie Brown, S, Southern California (48)
7. Roger Anderson, T, Virginia Union (51)
7. Pat Batten, FB, Hardin-Simmons (56)
8. George Seals, T, Missouri (64)
9. Choice to Oakland
10. Bob Long, E, Wichita State (74)
10. Dick Bowman, E, Syracuse (80)
11. Bob Horton, FB, Boston University (88)
12. Ron Carpenter, E, Texas A&M (96)
13. Kenny Graham, S, Washington State (104)

Future Selections

1. Howard Kindig, C, Los Angeles State (8)
2. Ed Mitchell, T, Southern (La.) (16)
3. Bob Daugherty, HB, Tulsa (24)
4. John Farris, T, San Diego State (32)
5. Bobby Robinson, G-LB, Mississippi (40)
6. Paul Cercel, C-LB, Pittsburgh (48)
7. Dick Klein, T, Wichita State (56)
8. Allen Robinson, HB, Brigham Young (64)
9. Charles Hinton, C, Mississippi (72)
10. Ron Smith, QB, Richmond (80)
11. Bill Ban Burkelo, HB, Tulsa (88)
12. Tom Lucas, G, Mississippi (96)
13. Frank Kinard, FB, Mississippi (104)

1965– (Drafted 6) Nov. 28, 1964

1. Steve DeLong, G, Tennessee (6)
2. Roy Jefferson, E, Utah (14)
3. Allen Brown, E, Mississippi (22)
4. Steve Tensi, QB, Florida State (30)
5. Rick Redman, LB, Washington (38)
6. Will Beasley, FB, North Carolina A&T (46)
7. Jack Snow, E, Notre Dame (54)
8. Clancy Williams, HB, Washington State (62)
9. Jerry Whelchel, QB, Massachusetts (70)
10. Gene Foster, HB, Arizona State (78)
11. Veran Smith, G, Utah State (86)
12. Jim Allison, FB, San Diego State (94)
13. Bill Quigley, LB, Villanova (102)
14. Don Floyd, E, Florida State (110)
15. Mike Howell, DB, Grambling (118)
16. John Godden, LB, San Diego State (126)
17. Leon Hardy, T, Texas Southern (134)
18. Bobby Evans, T, Texas A&M (142)
19. Braden Beck, K, Stanford (150)
20. Jack Edwards, C, Florida State (158)

Future Selections

1. Gary Garrison, E, San Diego State (6)
2. Larry Martin, T, San Diego State (14)
3. Stan Dzura, T-DE, California (22)
4. Doug Woodlief, LB, Memphis State (30)
5. Jim Weatherwax, T, Los Angeles State (38)
6. Tom Good, LB, Marshall (46)
7. Wayne Waff, E, East Tennessee State (54)
8. Roy Shivers, HB, Utah State (62)
9. Tony Carey, HB, Notre Dame (70)
10. Dave Plump, HB, Fresno State (78)
11. Jeff White, E, Texas Tech (86)
12. Mike Cicollella, LB, Dayton (94)

1966– (Drafted 8) Nov. 28, 1965

1. Don Davis, T, Los Angeles State (7)
2. Nick Rassas, HB, Notre Dame (17)
3. Milt Morin, E, Massachusetts (26)
4. Charles Brown, HB, Syracuse (35)
5. Russ Smith, HB, Miami, Fla. (44)
6. Gary Pettigrew, DE, Stanford (54)
7. Jim Tolbert, E, Lincoln (Mo.) (63)
8. Doug Buffone, LB, Louisville (72)
9. Taft Reed, E-DB, Jackson State (81)
10. Danny Pride, LB, Tennessee A&I (90)
11. Terry Owens, E, Jacksonville St. (Ala.) (99)
12. Ray Jones, HB, Los Angeles State (108)
13. Houston Ridge, DE, San Diego State (117)
14. Mike London, E, Wisconsin (126)
15. Shelly Novack, E, Long Beach State (135)
16. Bill Scott, DB, Idaho (144)
17. Ron Ogle, DT, Long Beach State (153)
18. John Travis, HB, San Jose State (162)
19. Jerome Bell, C, Oklahoma (171)

20. Bill McDowell, LB, Florida State (180)

Future Selections

1. Bob Windsor, E, Kentucky (8)
2. Diron Talbert, T, Texas (17)
3. Jeff Staggs, LB, San Diego State (26)
4. LaVerle Pratt, LB, Idaho (35)
5. Rhome Nixon, E, Southern (La.) (44)
6. Joe Beauchamp, S, Iowa State (53)
7. Brad Hubbert, HB, Arizona (62)
8. St. Saffold, E, San Jose State (71)
9. Wayne Page, DB, Clemson (80)
10. Wayne Becker, T, Montana (89)
11. Hugh Wright, FB, Adams State (Colo.) (98)

1967– (Drafted 14) Mar. 14-16

1. Ron Billingsley, DT, Wyoming (14)
1. Ron McCall, LB, Weber State (40)
2. Bob Howard, CB, San Diego State (48)
3. Harold Akin, T, Oklahoma State (67)
4. Dickie Post, HB, Houston (94)
5. Bernard Erickson, LB, Abilene Christian (121)
6. Nate Johns, FL, San Diego State (147)
7. David Conway, K, Texas (173)
8. John Mills, E, Tennessee (199)
9. Steve Newell, E, Long Beach State (225)
10. Torre Ossmo, T, Western Michigan (251)
11. Carroll Jarvis, HB, Virginia (277)
12. Choice to Kansas City
13. Leon Carr, DB, Prairie View A&M (Tex.) (329)
14. Martin Baccaglio, DT, San Jose State (355)
15. Craig Scoggins, E, San Diego State (381)
16. Paul Phillips, T, South Carolina (407)
17. John Gibbs, HB, South Carolina State (433)

1968– (Drafted alternately 18-17) Jan. 21-23

1. Russ Washington, T, Missouri (4)
1. Jim Hill, S, Texas A&I (18)
2. Bill Lenkaitis, C, Penn State (43)
3. Choice to Miami
4. Ken Dyer, FL, Arizona State (100)
5. William Perry, TE, Kent State (129)
6. Choice to Cincinnati
7. Lane Fenner, FL, Florida State (183)
8. Elliott Gammage, TE, Tennessee (209)
9. Grundy Harris, RB, Southern (La.) (237)
10. Choice to Houston
11. Dennis Partee, K, Southern Methodist (291)
12. Jeff Queen, LB, Morgan State (317)
13. Fred Combs, DB, North Carolina State (345)
14. Jim Campbell, LB, West Texas State (371)
15. Dan Kramarczyk, T, Dayton (399)
15. Robert Wells, T, Johnson C. Smith, N.C, (403)
16. Dick Farley, DB, Boston University (425)
17. Dan Andrews, TE, West Texas State (453)

1969– (Drafted 18) Jan. 28-30

1. Marty Domres, QB, Columbia (9)
1. Bob Babich, LB, Miami, Ohio (15)
2. Ron Sayers, RB, Nebraska-Omaha (44)
3. Eugene Ferguson, T, Norfolk State (70)
4. Choice to Houston
5. Harry (Skip) Orszulak, FL, Pittsburgh (122)
6. Terry Swam, FL, Colorado State (147)
7. Choice to Miami
8. Craig Cotton, FL, Youngstown (Ohio) (200)
9. Joe Williams, DB, Southern (La.) (226)
10. David Arnold, G, Northwest Louisiana (251)
11. Willie Norwood, TE, Alcorn A&M (278)
12. Jim White, RB, Arkansas AM&N (304)
13. Mike Simpson, DB, Houston (330)
14. Bill Ackman, DT, New Mexico State (356)
15. Charlie Jarvis, RB, Army (382)
16. Willie Davenport, FL, Southern (La.) (408)
17. Larry Rentz, DB, Florida (434)

1970– (Drafted alternately 15-16) Jan. 27-28

1. Walker Gillette, WR, Richmond (15)
2. Tom Williams, DT, California-Davis (42)
3. Choice to Buffalo for WR Richard Trapp
4. Bill Maddox, TE, Syracuse (94)
5. Pettus Farrar, RB, Norfolk State (119)
6. Billy Parks, WR, Long Beach State (146)
7. Jim Fabish, DB, Texas-El Paso (171)
8. Wayne Clark, QB, U.S. International (198)
9. Chris Fletcher, S, Temple (223)
10. Mac Steen, G, Florida (250)
11. Jack Protz, LB, Syracuse (275)
12. Howard Gravelle, TE, California-Davis (302)
13. Bernard Bradley, DB, Utah State (327)
14. Tyronne Caldwell, DT, South Carolina St. (354)
15. Eugene Childs, RB, Texas-El Paso (379)
16. Mike Green, RB, Nebraska (406)
17. David Sanks, G, Louisville (431)

1971– (Drafted 13) Jan. 28-29

1. Leon Burns, RB, Long Beach State (13)
3. Mike Montgomery, RB, Kansas State (65)
5. Bryant Salter, S, Pittsburgh (115)
5. Ray White, LB, Syracuse (117)
5. Phil Asack, DE, Duke (119)
6. Jacob Mayes, RB, Tennessee State (143)
7. Chuck Dicus, WR, Arkansas (169)
8. Leon Van Gorkum, DE, San Diego St. (195)
9. John Tanner, TE, Tennessee Tech (221)
10. Gary Nowak, TE, Michigan State (247)
11. Don Pinson, DB, Tennessee State (273)
12. Wesley Garnett, WR, Utah State (299)
13. Sammy Milner, WR, Mississippi State (325)
14. Ed O'Daniel, DE, Texas Southern (351)
15. Eric Humston, LB, Muskingum (Ohio) (377)
16. Ed Foote, C, Hawaii (403)
17. Chip Kell, C, Tennessee (429)

1972– (Drafted alt. 11-10-9-13-12) Feb. 1-2

2. Pete Lazetich, DE, Stanford (36)
3. Bill McClard, K, Arkansas (61)
5. Jim Bishop, TE, Tennessee Tech (116)
5. Harry Gooden, DE, Alcorn A&M (130)
6. Bruce Ward, G, San Diego State (141)
9. Fran Schmitz, DT, St. Norbert (Wisc.) (221)
10. Lon Kolstad, LB, Whitewater (Wisc.) (246)
11. John Turner, TE, Long Beach State (270)
12. Sam Key, LB, Elon, N.C. (295)
13. Andy Selfridge, LB, Virginia (321)
14. John Van Reenen, DE, Washington St. (351)
15. Charles Neugent, DB, Tuskegee, Ala. (376)
16. James Shaw, DB, Tulsa (401)
17. Oscar Dragon, RB, Arizona State (423)
17. Bob Tackett, T, Texas-El Paso (426)

1973– (Drafted alternately (6-5-8-7) Jan. 30-31

1. Johnny Rodgers, WR, Nebraska (25)
3. Dan Fouts, QB, Oregon (64)
4. James Thaxton, TE, Tennessee State (84)
5. Willie McGee, WR-KR, Alcorn A&M (123)
5. John Knoble, LB, Weber State (125)
6. Marvin Roberts, C, Michigan State (135)
9. Tab Bennett, LB, Illinois (214)
10. Cliff Burnett, DE, Montana (239)
11. Jay Douglas, C, Memphis State (268)
12. Lynn Ahrens, T, Eastern Montana (293)
13. Alfred Reese, RB, Tennessee State (318)
14. Tony Adams, QB, Utah State (343)
15. Gary Parris, TE, Florida State (372)
16. Joe Petty, DB, Arizona State (397)
17. Barry Darrow, T, Montana (422)

1974– (Drafted alternately (2-3) Jan. 29-30

1. Bo Matthews, RB, Colorado (2)
1. Don Goode, LB, Kansas (15)
2. Mark Markovich, C, Penn State (43)
4. Harrison Davis, WR, Virginia (81)
5. John Teerlink, DT, Western Illinois (105)
6. Jesse Freitas. QB, San Diego State (133)
8. Tom Forrest, G, Cincinnati (185)
8. Bon Boatwright, T, Oklahoma State (206)
9. Danny Colbert, S, Tulsa (210)
10. John Ketchoyian, LB, Santa Clara (237)
11. Dave Grannell, TE, Arizona State (262)
12. Sam Williams, DB, California (289)
13. Brian Vertefeuille, T, Idaho State (314)
14. Greg Bailey, DB, Long Beach State (341)
15. Charles Anthony, LB, Southern California (366)
15. Greg Meczka, TE, Bowling Green (386)
16. Neal Skarin, DE, Arizona State (393)
17. Charles DeJurnett, DT, San Jose State (418)

1975– (Drafted alternately (8-7-6) Jan. 28-29

1. Gary Johnson, DT, Grambling (8)
1. Mike Williams, CB, Louisiana State (22)
2. Louie Kelcher, DT, Southern Methodist (30)
2. Fred Dean, LB, Louisiana Tech (33)
3. Mike Fuller, DB, Auburn (73)
4. Ken Bernich, LB, Auburn (101)
5. Kevin Nosbusch, DT, Notre Dame (111)
5. Charles Waddell, TE, North Carolina (125)
6. John Carroll, WR, Oklahoma (134)
6. Billy Shields, T, Georgia Tech (136)
7. Rickey Young, RB, Jackson State (164)
8. Barry Collier, T, Georgia (203)
8. Ralph Perretta, G, Purdue (206)
9. Larry Keller, LB, Houston (214)
10. Otha Bradley, DT, Southern California (242)
11. Vince Phason, DB, Arizona (267)
11. Ike McBee, WR, San Jose State (284)
12. Jerry Dahl, LB, North Dakota State (292)
13. Pete Demmerle, WR, Notre Dame (320)
13. Glen Printers, RB, Southern California (335)
14. Reggie Barnett, DB, Notre Dame (345)
15. John Rousch, G, Oklahoma (370)
16. Chip Salvestrini, G, Yankton (S.D.) (398)
17. Neal Jeffrey, QB, Baylor (423)

1976– (Drafted alternately (4-3) April 8-9

1. Joe Washington, RB, Oklahoma (4)
2. Don Macek, G, Boston College (31)
3. Larry Dorsey, WR, Tennessee State (64)
4. Bob Horn, MLB, Oregon State (94)
4. Ron Singleton, TE, Grambling (113)
4. Artie Owens, WR, West Virginia (115)
5. Woodrow Lowe, LB, Alabama (131)
8. Tony DiRienzo, K, Oklahoma (212)
9. Glynn Harrison, RB, Georgia (251)
10. Jeff Perlinger, DE, Michigan (268)
11. Ray Preston, LB, Syracuse (295)
12. Ron Lee, S, Oregon (322)
13. John Lee, DT, Nebraska (351)
14. Ed Jones, G, Cincinnati (378)
15. Jack Hoffman, DL, Indiana (407)
16. Jack Harrison, G, California (434)
17. Clarence Sanders, LB, Cincinnati (463)

1977– (Drafted alternately 14-13-12) May 3-4

1. Bob Rush, C, Memphis State (24)
3. Keith King, S, Colorado State (77)
5. Clarence Williams, RB, South Carolina (124)
5. Cliff Olander, P-QB, New Mexico State (128)
6. Dave Lindstrom, DE, Boston University (146)
6. Lawrence Barnes, RB, Tennessee State (151)
6. Pete Shaw, S, Northwestern (152)
7. Ron Bush, CB, Southern California (181)
9. Gene Washington, WR, Georgia (234)
10. Curtis Townsend, LB, Arkansas (265)
12. Jim Stansik, TE, Eastern Michigan (319)

1978– (Drafted alternately 14-13-15) May 2-3

1. John Jefferson, WR, Arizona State (14)
2. Milton Hardaway, T, Oklahoma State (41)
3. Rickey Anderson, RB, South Carolina St. (71)
5. John Choma, G, Virginia (135)
7. Cliff Featherstone, CB, Colorado State (180)
8. Gavin Hedrick, P, Washington State (200)
9. Henry Bradley, DT, Alcorn State (237)
9. Blake Whitlatch, LB, Louisiana State (248)
10. Charles Price, TE, Cincinnati (264)
12. Kevin Bell, WR, Lamar (Tex.) (321)

1979– (Drafted alt. 20-19-18-17-21) May 3-4

1. Kellen Winslow, TE, Missouri (13)
3. Cliff Thrift, MLB, East Central Oklahoma (73)
4. John Floyd, WR, NE Louisiana (104)
8. Wilburt Haslip, RB, Hawaii (210)
9. Alvin Garrett, WR, Angelo State (Tex.) (237)
10. Tony Petruccio, DT, Penn State (265)
10. Al Green, S, Louisiana State (269)
11. Dave Rader, QB, Tulsa (295)
12. Frank Duncan, S, San Francisco State (321)

1980– (Drafted 26th) April 29-30

4. Ed Luther, QB, San Jose State (101)
4. Bob Gregor, S, Washington State (108)
6. La Rue Harrington, RB, Norfolk State (151)
6. Wayne Hamilton, LB, Alabama (163)
7. Chuck Loewen, G, South Dakota St. (175)
7. Stuart Dodds, P, Montana State (191)
8. Curtis Sirmones, RB, North Alabama (219)
9. Steve Whitman, RB, Alabama (247)

11. John Singleton, DE, Texas-El Paso (303)
12. Harry Price, WR, McNeese State (331)

1980 Supplemental Draft – July 17

9. Billy Mullins, WR, Southern California (243)

1981 – (Drafted 24) April 28-29

1. James Brooks, RB-KR, Auburn (24)
3. Irvin Phillips, CB, Arkansas Tech (77)
4. Amos Lawrence, RB, North Carolina (103)
4. Eric Sievers, TE, Maryland (107)
5. Keith Ferguson, LB, Ohio State (131)
6. Andrew Gissinger, T, Syracuse (141)
6. Bobby Duckworth, WR, Arkansas (162)
7. Pete Holohan, TE, Notre Dame (189)
10. Robert Parham, FB, Grambling (268)
11. Matt Petrzelka, T, Iowa (280)
11. Carlos Bradley, LB, Wake Forest (300)
12. Stacy Charles, WR, Bethune-Cookman (327)

1982– (Drafted alt. 23-22-21-20-23) April 27-28

7. Hollis Hall, CB, Clemson (188)
8. Maury Buford, P, Texas Tech (215)
9. Warren Lyles, DT, Alabama (246)
10. Andre Young, S, Louisiana Tech (273)
11. Anthony Watson, S, New Mexico (299)

1983– (Drafted alt. 22-21-24-23-22) May 2

1. Billy Ray Smith, LB, Arkansas (5)
1. Gary Anderson, RB, Arkansas (20)
1. Gill Byrd, CB, San Jose State (22)
4. Danny Walters, CB, Arkansas (95)
6. Trumaine Johnson, WR, Grambling (141)
7. Bill Elko, DT, Louisiana State (192)
8. Earnest Jackson, RB, Texas A&M (202)
9. Mike Green, LB, Oklahoma State (245)
10. Bruce Mathison, QB, Nebraska (272)
11. Tim Kearse, WR, San Jose State (303)
11. Tim Spencer, RB, Ohio State (308)
12. Billy Blalock, S, Tennessee Tech (314)
12. Chuck Ehin, DE, Brigham Young (330)

1984– (Drafted alternately 6-5) May 1

1. Mossy Cade, CB, Texas (6)
2. Mike Guendling, LB, Northwestern (33)
5. Lionel James, RB-KR, Auburn (118)
6. Keith Guthrie, NT, Texas A&M (144)
7. Jesse Bendross, WR, Alabama (173)
8. Ray Woodard, DE, Texas (199)
8. Bob Craighead, RB, Northeast Louisiana (219)
9. Zachary Barnes, DE, Alabama State (230)
11. Buford McGee, RB, Mississippi (286)
12. Paine Harper, WR, LaVerne (331)

1984 Supplemental Draft–(Drafted 6-5-6) June 5

1. Lee Williams, DE, Bethune-Cookman (6) (Previous: Los Angeles, USFL)
2. Steve Smith, QB, Michigan (33) (Previous: Montreal, CFL)
3. Clarence Collins, WR, Southern Illinois (62) (Previous: New Jersey, USFL)

1985– (Drafted alternately 12-11-10) April 30

1. Jim Lachey, T, Ohio State (12)
2. Wayne Davis, CB, Indiana State (39)
2. Jeff Dale, S, Louisiana State (55)
3. John Hendy, CB, Long Beach State (69)
4. Ralf Mojsiejenko, P-K, Michigan State (96)
6. Terry Lewis, CB, Michigan State (150)
7. Mark Fellows, OLB, Montana State (196)
8. Curtis Adams, RB, Central Michigan (207)
9. Paul Berner, QB, Pacific (234)
9. Dan Remsberg, T, Abilene Christian (252)
10. David King, CB, Auburn (264)
11. Jeff Smith, NT, Kentucky (291)
12. Tony Simmons, DE, Tennessee (318)
12. Bret Pearson, TE, Wisconsin (329)

1986– (Drafted alternately 14-17-16) April 29

1. Leslie O'Neal, DE, Oklahoma State (8)
1. James FitzPatrick, T, Southern California (13)
3. Terry Unrein, DE, Colorado State (67)
3. Jeff Walker, T, Memphis State (71)
4. Ty Allert, OLB, Texas (95)
4. Tommy Taylor, ILB, UCLA (97)
5. Doug Landry, OLB, Louisiana Tech (118)
5. Donald Brown, CB, Maryland (129)
5. Matt Johnson, S, Southern California (133)
6. Curtis Pardridge, WR, Northern Illinois (155)
7. Fred Smalls, OLB, West Virginia (182)
8. Mike Perrino, T, Notre Dame (209)
9. Mike Zordich, S, Penn State (235)
11. Charles Sanders, RB, Slippery Rock, Pa. (293)
11. Drew Smetana, T, Oregon (298)
12. Jeff Sprowls, S, Brigham Young (320)
12. Mike Travis, S, Georgia Tech (333)

1987 – (Drafted alternately 5-4-3) April 28

1. Rod Bernstine, TE, Texas A&M (24)
2. Louis Brock, CB, Southern California (53)
3. Karl Wilson, OE, LSU (59)
4. Mark Vlasic, QB, Iowa (88)
5. Nelson Jones, CB, North Carolina St. (115)
7. Jamie Holland, WR, Ohio State (173)
8. Joe Mac Esker, T, Texas-El Paso (199)
8. Ron Brown, OLB, Southern California (204)
9. Tom Wilcher, RB, Michigan (226)
10. Anthony Anderson, DB, Grambling (256)
11. Joe Goebel, C, UCLA (284)
12. Marcus Greenwood, RB, UCLA (310)

1988 – (Drafted alt. 15-19-18-17-16) April 24-25

1. Anthony Miller, WR, Tennessee (15)
3. Quinn Early, WR, Iowa (60)
4. Joe Campbell, DE, New Mexico State (91)
4. Stacy Searels, C-G, Auburn (93)
4. David Richards, T, UCLA (98)
6. Cedric Figaro, LB, Notre Dame (152)
9. Joey Howard, T, Tennessee (238)
11. Ed Miller, C, Pittsburgh (285)
11. George Hinkle, DE, Arizona (292)
12. Wendell Phillips, S, North Alabama (324)

1989– (Drafted alternately 8-9) April 23-24

1. Burt Grossman, DE, Pittsburgh (8)
2. Courtney Hall, C, Rice (37)
2. Billy Joe Tolliver, QB, Texas Tech (51)
5. Elliot Smith, CB, Alcorn State (120)
7. Marion Butts, FB, Florida State (183)
7. Terence Jones, QB, Tulane (195)
8. Dana Brinson, WR/KR, Nebraska (204)
9. Pat Davis, TE, Syracuse (231)
10. Ricky Andrews, ILB, Washington (260)
11. Victor Floyd, RB, Florida State (287)

1990– (Drafted alternately 7-8) April 23-24

1. Junior Seau, LB, Southern California (5)
3. Jeff Mills, OLB, Nebraska (57)
3. Leo Goeas, T, Hawaii, (60)
3. Walter Wilson, WR, East Carolina (67)
6. John Friesz, QB Idaho (138)
6. Frank Cornish, C-G, UCLA (143)
6. David Pool, CB, Carson-Newman, Tenn. (145)
6. Derrick Walker, TE, Michigan (163)
7. Jeff Novak, G, Southwest Texas State (172)
7. Joe Staysniak, T, Ohio State (185)
7. Nate Lewis, WR, Oregon Tech (187)
7. Keith Collins, CB, Appalachian State (193)
8. J.J. Flannigan, RB, Colorado (201)
9. Chris Goetz, G, Pittsburgh (227)
10. Ken Berry, CB, Miami (256)
11. Tommie Stowers, HB, Missouri (283)
12. Elliot Searcy, WR, Southern (La.) (326)

1991 – (Drafted alt. 10-9-8-7-12-11) April 21-22

1. Stanley Richard, S, Texas (9)
2. George Thornton, DT, Alabama (36)
2. Eric Bieniemy, RB, Colorado (39)
2. Eric Moten, G, Michigan State (47)
4. Yancey Thigpen, WR, Winston-Salem St. (90)
5. Duane Young, TE, Michigan State (123)
5. Floyd Fields, S, Arizona State (127)
6. Jimmy Laister, OT, Oregon Tech (150)
7. David Jones, WR, Delaware State (177)
7. Terry Beauford, OL, Florida A&M (192)
9. Andy Katoa, LB, Oregon State (230)
10. Roland Poles, FB, Tennessee (254)
10. Mike Heldt, C, Notre Dame (257)
11. Joe Weinberg, WR, Johnson C. Smith (N.C.) (290)
12. Chris Samuels, RB, Texas (317)

1992– (Drafted alternately 5-6-7) April 26-27

1. Chris Mims, DE, Tennessee (23)
2. Marquez Pope, CB, Fresno State (33)
3. Ray Ethridge, WR, Pasadena CC (63)
5. Curtis Whitley, C, Clemson (117)
5. Kevin Little, LB, North Carolina A&T (131)
5. Eric Jonassen, T, Bloomsburg College (140)
6. Reggie White, DT, North Carolina A&T (149)
7. Deems May, TE, North Carolina (174)
8. James Fuller, S, Portland State (201)
9. Johnnie Barnes, WR, Hampton (Va.) (231)
10. Arthur Paul, DT, Arizona State (258)
11. Keith McAfee, RB, Texas A&M (285)
12. Carlos Huerta, K, Miami (315)

1993– (Drafted alternately 20-24) April 25-26

1. Darrien Gordon, CB, Stanford (22)
2. Natrone Means, RB, North Carolina (41)
3. Joe Cocozzo, G, Michigan (64)
4. Raylee Johnson, DE, Arkansas (95)
4. Lew Bush, OLB, Washington State (99)
5. Walter Dunson, WR, Middle Tennessee St. (134)
6. Eric Castle, FS, Oregon (161)
7. Doug Miller, OLB, South Dakota State (188)
8. Trent Green, QB, Indiana (222)

1994– (Drafted alternately 12-17) April 24-25

2. Isaac Davis, G, Arkansas (43)
2. Vaughn Parker, G, UCLA (63)*
3. Andre Coleman, WR, Kansas State (70)
3. Willie Clark, CB, Notre Dame (82)*
5. Aaron Laing, TE, New Mexico State (137)
5. Rodney Harrison, S, Western Illinois, (145)
5. Darren Krein, DE, Miami (150)
5. Tony Vinson, RB, Towson State (Md.) (160)*
7. Zane Beehn, LB, Kentucky (207)

1995– (Drafted 29) April 22-23

2. Terrance Shaw, CB, Stephen F. Austin (34)
2. Terrell Fletcher, RB, Wisconsin (51)
2. Jimmy Oliver, WR, Texas Christian (61)
3. Don Sasa, DT, Washington State (93)
3. Preston Harrison, LB, Ohio State (98)
4. Chris Cowart, LB, Florida State (100)
4. Aaron Hayden, RB, Tennessee (104)
5. 'OMar Ellison, WR, Florida State (162)
6. Troy Sienkiewicz, G, New Mexico State (177)
6. Brandon Harrison, WR, Howard Payne (183)
6. Craig Whelihan, QB, Pacific (197)
6. Tony Berti, T, Colorado (200)
7. Mark Montreuil, CB, Concordia (Can.) (237)

1996– (Drafted alt. 21-20-19-23-22) April 20-21

2. Bryan Still, WR, Virginia Tech (41)
2. Patrick Sapp, OLB, Clemson (50)
3. Brian Roche, TE, San Jose State (81)
4. Charlie Jones, WR, Fresno State (114)
5. Junior Soli, DT, Arkansas (155)
6. Jim Mills, T, Idaho (190)
6. Bryan Stoltenberg, C, Colorado (192)
7. Freddie Bradley, RB, Sonoma State (Ca.) (231)

1997 – (Drafted alt. 16-15-14-13) April 19-20

2. Freddie Jones, TE, North Carolina (45)
3. Michael Hamilton, OLB, No. Carolina A&T (74)
4. Raleigh Roundtree, T, South Carolina St. (109)
5. Kenny Bynum, RB, South Carolina State (138)
5. Paul Bradford, CB, Portland State (146)
6. Daniel Palmer, T, Air Force Academy (178)
7. Toran James, LB, North Carolina A&T (218)
7. Tony Corbin, QB, Sacramento State (237)*

1998 – (Drafted alternately 3-2-5-4) April 18-19

1. Ryan Leaf, QB, Washington State (2)
2. Mikhael Ricks, WR, Stephen F. Austin (59)
5. Cedric Harden, DE, Florida A&M (126)
6. Clifford Ivory, CB, Troy State (155)
7. Jon Haskins, LB Stanford (194)
7. Kio Sanford, WR, Kentucky (234)*

1998 Supplemental Draft – (Drafted 4) July 9

2. Jamal Williams, DT, Oklahoma State (1)

1999– (Drafted alternately 8-9) April 19-20
2. Pick used in 1998 Supplemental Draft for Jamal Williams, DT, Oklahoma State
2. Jermaine Fazande, FB, Oklahoma (60)
3. Steve Heiden, TE, South Dakota State (69)
4. Jason Perry, DB, North Carolina State (104)
5. Adrian Dingle, DE, Clemson (139)
5. Reginald Nelson, G, McNeese State (141)
6. Tyrone Bell, DB, North Alabama (178)

2000– (Drafted alt. 13-12-21-19-19-18-16) April 15-16
2. Rogers Beckett, S, Marshall (43)
3. Damion McIntosh, T, Kansas State (83)
4. Trevor Gaylor, WR, Miami, Ohio (111)
4. Leonardo Carson, DT, Auburn (113)
6. Shannon Taylor, LB, Virginia (184)
6. Damen Wheeler, CB, Colorado (203)*
6. JaJaun Seider, QB, Florida A&M (205)*
7. Jason Thomas, G, Hampton (222)

2001– (Drafted 1) April 21-22
1. LaDainian Tomlinson, RB, Texas Christian (5)
2. Drew Brees, QB, Purdue (32)
3. Tay Cody, CB, Florida State (67)
4. Carlos Polk, LB, Nebraska (112)
5. Elliot Silvers, T, Washington (132)
5. Zeke Moreno, LB, Southern California (139)
7. Brandon Gorin, T, Purdue (201)
7. Robert Carswell, FS, Clemson (244)*

2002– (Drafted 5) April 20-21
1. Quentin Jammer, CB, Texas (5)
2. Toniu Fonoti, G, Nebraska (39)
2. Reche Caldwell, WR, Florida (48)
3. Ben Leber, LB, Kansas State (71)
4. Justin Peelle, TE, Oregon (103)
5. Terry Charles, WR, Portland State (142)
6. Matt Anderle, T, Minnesota (178)
7. Seth Burford, QB, Cal Poly-SLO (216)

2003– (Drafted 15) April 26-27
1. Sammy Davis, CB, Texas A&M (30)
2. Drayton Florence, CB, Tuskegee (46)
2. Terrence Kiel, S, Texas A&M (62)
3. Courtney VanBuren, T, Arkansas-Pine Bluff (80)
4. Matt Wilhelm, LB, Ohio State (112)
5. Mike Scifres, P, Western Ilinois (149)
6. Hanik Milligan, FS, Houston (188)
7. Andrew Pinnock, FB, South Carolina (229)

2004– (Drafted 1) April 24-25
1. Eli Manning, QB, Mississippi (1)
2. Igor Olshansky, DT, Oregon (35)
3. Nate Kaeding, K, Iowa (65)
3. Nick Hardwick, C, Purdue (66)
4. Shaun Phillips, LB, Purdue (98)
5. Dave Ball, DE, UCLA (133)
5. Michael Turner, RB, Northern Illinois (154)
6. Ryan Krause, TE, Nebraska-Omaha (169)
7. Ryon Bingham, DT, Nebraska (204)
7. Shane Olivea, G-T, Ohio State (209)
7. Carlos Joseph, T, Miami (254)*

2005– (Drafted 28) April 23-24
1. Shawne Merriman, OLB, Maryland (12)
1. Luis Castillo, DE, Northwestern (28)
2. Vincent Jackson, WR, Northern Colorado (61)
4. Darren Sproles, RB, Kansas State (130)
5. Wesley Britt, T, Alabama (164)
6. Wes Sims, G, Oklahoma (177)
7. Scott Mruczkowski, C, Bowling Green (242)

2006– (Drafted alt. 19-18-17-16) April 29-30
1. Antonio Cromartie, CB, Florida State (19)
2. Marcus McNeill, T, Auburn (50)
3. Charlie Whitehurst, QB, Clemson (81)
5. Tim Dobbins, LB, Iowa State (151)
6. Jeromey Clary, T, Kansas State (187)
6. Kurt Smith, K, Virginia (188)
7. Chase Page, DT, North Carolina (225)
7. Jimmy Martin, T, Virginia Tech (227)

2007– (Drafted 30) April 28-29
1. Buster Davis, WR, Louisiana State (30)
2. Eric Weddle, S, Utah (37)
3. Anthony Waters, LB, Clemson (96)*
4. Scott Chandler, TE, Iowa (129)
5. Legedu Naanee, WR, Boise State (172)
7. Brandon Siler, LB, Florida (240)

2007 Supplemental Draft–(Drafted 28) July 12
4. Paul Oliver, CB, Georgia (28)

2008– (Drafted 27) April 26-27
1. Antoine Cason, CB, Arizona (27)
3. Jacob Hester, FB, Louisiana State (69)
4. Pick used in 2007 Supplemental Draft to select Paul Oliver, CB, Georgia
5. Marcus Thomas, RB, Texas-El Paso (166)
6. DeJuan Tribble, CB, Boston College (192)
7. Corey Clark, T, Texas A&M (234)

2009– (Drafted 16) April 25-26
1. Larry English, LB, Northern Illinois (16)
3. Louis Vasquez, G, Texas Tech (78)
4. Vaughn Martin, DE, Western Ontario (Can.) (113)
4. Tyronne Green, G, Auburn (133)
4. Gartrell Johnson, RB, Colorado State (134)
5. Brandon Hughes, CB, Oregon State (148)
6. Kevin Ellison, S, Southern California, (189)
7. Demetrius Byrd, WR, Louisiana State (224)

2010– (Drafted 28) April 22-24
1. Ryan Matthews, RB, Fresno State (12)
3. Donald Butler, LB, Washington (79)
4. Darrell Stuckey, SS, Kansas (110)
5. Cam Thomas, DT, North Carolina (146)
5. Jonathan Crompton, QB, Tennessee (168)*
7. Dedrick Epps, TE, Miami (235)

2011 – (Drafted 18) April 28-30
1. Corey Liuget, DE, Illinois (18)
2. Marcus Gilchrist, CB-KR, Clemson (50)
2. Jonas Mouton, LB, Michigan (61)
3. Vincent Brown, WR-KR, San Diego St. (82)
3. Shareece Wright, CB, Southern California (89)
6. Jordan Todman, RB, Connecticut (183)
6. Stephen Schilling, T, Michigan (201)*
7. Andrew Gachkar, LB, Missouri (234)*

2012– (Drafted 18) April 26-28
1. Melvin Ingram, OLB, South Carolina (18)
2. Kendall Reyes, DE, Connecticut (49)
3. Brandon Taylor, SS, Louisiana State (73)
4. Ladarius Green, TE, Louisiana-Lafayette (110)
5. Johnnie Troutman, G, Penn State (149)
7. David Molk, C, Michigan (226)
7. Edwin Baker, RB, Michigan State (250)*

2013– (Drafted 11) April 25-27
1. D.J. Fluker, T, Alabama (11)
2. Manti Te'o, LB, Notre Dame (38)
3. Keenan Allen, WR, California (76)
5. Steve Williams, CB, California (145)
6. Tourek Williams, OLB, Fla. International (179)
7. Brad Sorenson, QB, Southern Utah (221)

2014– (Drafted 25) May 8-10
1. Jason Verrett, CB, Texas Christian (25)
2. Jeremiah Attaochu, OLB, Georgia Tech (50)
3. Chris Watt, G, Notre Dame (89)
5. Ryan Carrethers, DT, Arkansas State (165)
6. Marion Grice, RB, Arizona State (201)
7. Tevin Reese, WR, Baylor (240)

2015– (Drafted 17) April 30-May2
1. Melvin Gordon, RB, Wisconsin (15)
2. Denzel Perryman, ILB, Miami (48)
3. Craig Mager, CB, Texas State (83)
5. Kyle Emanuel, OLB, North Dakota State (153)
6. Darius Philon, DE, Arkansas (192)

2016– (Drafted alt. 3-4) April 28-30
1. Joey Bosa, DE, Ohio State (3)
2. Hunter Henry, TE, Arkansas (35)
3. Max Tuerk, C, Southern California (66)
4. Joshua Perry, ILB, Ohio State (102)
5. Jatavis Brown, OLB, Akron (175)*
6. Drew Kaser, P, Texas A&M (179)
6. Derek Watt, FB, Wisconsin (198)
7. Donavon Clark, G, Michigan State (224)

* Compensatory Selection

2017– (Drafted 7) April 27-29
1. Mike Williams, WR, Clemson (7)
2. Forrest Lamp, G, Western Kentucky (38)
3. Dan Feeney, G, Indiana (71)
4. Rayshawn Jenkins, S, Miami (113)
5. Desmond King, S, Iowa (151)
6. Sam Tevi, T, Utah (190)
7. Isaac Rochell, DT, Notre Dame (225)

2018– (Drafted 17) April 26-28
1. Derwin James, S, Florida State (17)
2. Uchenna Nwosu, LB, USC (48)
3. Justin Jones, DT, N.C. State (84)
4. Kyzir White, S/LB, West Virginia (119)
5. Scott Quessenberry, C/G, UCLA (155)
6. Dylan Cantrell, WR, Texas Tech (191)
7. Justin Jackson, RB, Northwestern (251)*

ALL-TIME DRAFT PICKS BY SCHOOL

Southern California 24
Notre Dame 19
Florida State 15
San Diego State 14
Arkansas 13
Auburn 13
Louisiana State 13
Mississippi 13
Ohio State 12
Tennessee 12
Texas A&M 11
UCLA 11
Arizona State 10
Nebraska 10
San Jose State 10
Syracuse 10
Clemson 10
Alabama 9
Colorado 9
Michigan State 9
Oklahoma 9
Washington State 9
Florida 8
Fresno State 8
Grambling 8
Iowa 8
Long Beach State 8
Memphis/Memphis State 8
Miami (Fla.) 8
Michigan 8
New Mexico State 8
Penn State 8
Texas 8
Texas Tech 8
North Carolina 7
Oregon 7
Pittsburgh 7
Purdue 7
West Virginia 7
Colorado State 6
Georgia 6
Georgia Tech 6
Kansas State 6
Missouri 6
Northwestern 6
Oklahoma State 6
South Carolina 6
Southern (La.) 6
Tennessee State 6
Texas-El Paso 6
Tulsa 6
Virginia 6
Washington 6
Wisconsin 6
Alcorn State (Alcorn A&M) 5
California 5
Cincinnati 5
Idaho 5
Indiana 5
Kentucky 5
Maryland 5
North Carolina A&T 5
North Carolina State 5
South Carolina State 5
Stanford 5
Utah State 5
Arizona 4
Citadel 4
Houston 4
Kansas 4
Los Angeles State 4
Oregon State 4
Pacific 4
Richmond 4
Texas Christian 4
Baylor 3
Boston 3
Boston College 3
Brigham Young 3
Dayton 3
Florida A&M 3
Hawaii 3
Illinois 3
Iowa State 3
Louisiana Tech 3
Miami (Ohio) 3
Minnesota 3
Montana 3
Norfolk State 3
North Alabama 3
Northern Illinois 3
Portland State 3
South Dakota State 3
Tennessee Tech 3
Texas Southern 3
Utah 3
Villanova 3
Virginia Tech 3
West Texas State 3
Western Illinois 3
Abilene Christian 2
Arkansas-Pine Bluff/Arkansas (AM&N) 2
Bethune-Cookman 2
Bowling Green 2
California-Davis 2
Connecticut 2
East Carolina 2
Hampton 2
Howard Payne (Texas) 2
Jackson State 2
Johnson C. Smith (N.C.) 2
Louisville 2
Marshall 2
Massachusetts 2
McNeese State 2
Montana State 2
NE Louisiana/Louisiana-Monroe 2
Nebraska-Omaha 2
North Dakota State 2
Oregon Tech 2
Rice 2
Southern Methodist 2
Stephen F. Austin 2
Tuskegee (Ala.) 2
Virginia Union 2
Weber State 2
Western Michigan 2
Wichita State 2
Adams State (Colo.) 1
Air Force 1
Akron 1
Alabama State 1
Angelo State (Texas) 1
Appalachian State 1
Arkansas State 1
Arkansas Tech 1
Army 1
Bloomsburg (Pa.) 1
Boise State 1
Bradley 1
Brown 1
Cal Poly-San Luis Obispo 1
Carson-Newman (Tenn.) 1
Central Michigan 1
Columbia 1
Concordia (Canada) 1
Dartmouth 1
Delaware State 1
Duke 1
East Central Oklahoma 1
East Tennessee State 1
East Texas State 1
Eastern Michigan 1
Eastern Montana 1
Elon 1
Florida International 1
George Washington 1
Hardin-Simmons 1
Idaho State 1
Indiana State 1
Jacksonville State (Ala.) 1
Kansas City 1
Kent State 1
Lamar (Texas) 1
LaVerne (Calif.) 1
Lincoln (Mo.) 1
Louisiana-Lafayette 1
Marquette 1
McMurray (Texas) 1
Middle Tennessee State 1
Mississippi State 1
Morgan State 1
Muskingum (Ohio) 1
New Mexico 1
Norbert (Wis.) 1
North Carolina College 1
North Texas 1
Northern Colorado 1
Northwestern State/Northwest Louisiana 1
Pasadena CC (Calif.) 1
Pennsylvania 1
Prairie View A&M 1
Presbyterian 1
Sacramento State 1
San Francisco State 1
Santa Clara 1
Slippery Rock (Pa.) 1
Sonoma State (Calif.) 1
Southern Illinois 1
Southern Mississippi 1
Southern Utah 1
Southwest Texas State 1
Tampa 1
Temple 1
Tennessee A&I 1
Texas A&I/Texas A&M Kingsville 1
Texas State 1
Toledo 1
Towson State (Md.) 1
Troy 1
Tulane 1
U.S. International 1
Wake Forest 1
Western Kentucky 1
Western Ontario (Canada) 1
Whitewater (Wis.) 1
Whitworth (Wash.) 1
Winston-Salem State (N.C.) 1
Wyoming 1
Xavier 1
Yale 1
Yankton (S.D.) 1
Youngstown State 1

TRADE HISTORY

1970

4/28 TE Jacque MacKinnon to Green Bay for 1971 5th (115, Bryan Salter)
5/3 DE Joe Owens from New Orleans for 1971 4th
8/4 SS Kenny Graham to Cincinnati for 1971 5th (119, Phil Asack)
10/15 RB Mike Garrett from Kansas City for 1971 2nd (39)

1971

5/19 WR Lance Alworth to Dallas for TE Pettis Norman, T Tony Liscio and DT Ron East
5/26 CB Leslie Duncan to Washington for 1973 5th (123, Willie McGee)
6/24 DT Kevin Hardy from Green Bay for 1972 1st (11)
9/8 C Carl Mauck from Miami for 1972 4th (91)
9/8 RB Eddie Ray from New England for 1972 7th(165)
11/19 T Tony Liscio to Dallas for 1972 5th (130, Harry Gooden)

1972

1/29 DE Deacon Jones, DT Greg Wojcik and RB Lee White from Los Angeles Rams for LB Jeff Staggs, 1972 2nd and 1973 2nd (31) and 3rd (60)
1/31 DT George Wright from Baltimore for 1972 4th (91) and 8th (191), and 1973 4th (85)
1/31 RB Leon Burns and WR Walker Gillette to St. Louis for RB Cid Edwards and WR Dave Williams
2/2 C Cal Winthrow to Green Bay for 1972 17th (423, Oscar Dragon)
3/27 LB Ed Philpott from New England for 1973 7th
4/19 S Jim Hill to Green Bay for DE Lionel Aldridge and 1974 3rd
5/5 DT Andy Rice to Kansas City for 1973 7th
5/9 LB Bob Bruggers to Cincinnati for T ERNIE WRIGHT
6/19 DE Cal Snowden from Buffalo for 1973 5th
7/11 DT John Richardson from Mia for 1973 6th
7/22 T Gary Nowak to Kansas City for 1973 9th
7/22 TE Jim Bishop to Kansas City for 1973 6th
7/26 DE Steve DeLong to Chicago for 1973 4th (84, James Thaxton)
7/31 Cash to Rams for TE Luther Palmer
7/31 RB Jesse Taylor and 1974 8th (206, Bon Boatwright) from Los Angeles Rams for 1974 7th (158)
7/31 RB Jeff Queen to Oakland for 1973 3rd (64, Dan Fouts)
7/31 WR Billy Parks and RB Mike Montgomery to Dallas for RB Duane Thomas
7/31 LB Tim Rossovich from Philadelphia for 1973 1st (6)
8/1 RB Eddie Ray and San Francisco's 1972 3rd (via Washington) to Denver for DT Dave Costa
8/8 QB Marty Domres to Baltimore for Washington's 1972 1st (25) and TE John Andrews
9/4 CB Leonard Dunlap from Baltimore for 1973 4th (85)
9/6 DT George Wright to Cleveland for 1973 5th (125, John Knoble)

1973

1/22 QB Johnny Unitas from Baltimore for cash
1/25 RB Tom Matte from Baltimore for 1973 8th
1/26 QB John Hadl to Los Angeles Rams for DE Coy Bacon and RB Bob Thomas
4/10 S Chuck Detwiler, DE Lee Thomas and player to be named later to Buffalo for 1974 2nd (43, Mark Markovich)
5/22 S Ron Smith from Chicago for 1974 3rd
7/20 RB Duane Thomas to Washington for 1975 1st (22, Mike Williams) and 1976 2nd
8/1 CB Ray Jones to Denver for cash
8/7 K Bill McClard to Los Angeles Rams for 1974 5th
8/27 WR Bill Malinchak to Washington for 1975 8th (203, Barry Collier) and 1974 15th (386, Greg Meczka)
8/31 DE Louis Ross from Atlanta for 1974 8th
9/5 LB Mike Stratton from Buffalo for 1974 5th
9/5 LB Bob Babich and 1975 4th (86) to Cleveland for 1974 1st (15, Don Goode) and 1975 2nd (30, Louie Kelcher)
9/5 LB Carl Gersbach and RB Clint Jones from Minnesota for 1974 2nd (29) and 3rd

1974

1/9 QB Wayne Clark to Cincinnati for QB Virgil Carter
1/29 G Walt Sweeney to Washington for 1974 5th (105, John Teerlink), 1975 6th and 1976 4th (115, Artie Owens) (from Oakland)
2/25 DE Dennis Wirgowski from Philadelphia for 1975 8th (Choice was rescinded because he did not make squad)
3/1 RB Reece Morrison from Cincinnati for $1.00 and clear title rights to QB Wayne Clark
4/10 S Bryant Salter and 1975 8th to Washington for 1976 3rd and 1977 2nd and 3rd (77, Keith King)
8/2 LB Fred Forsberg from Buffalo for $100
8/6 LB John Knoble from Rams for $100
8/6 G Tom Forrest to Chicago for $100
8/12 DE Deacon Jones and 1975 8th (189) to Washington for 1977 3rd (77, Keith King)
8/15 S Ron Smith to Oakland for 1975 4th (101, Ken Bernich) and 8th (206, Ralph Perretta)
8/23 DT Dave Rowe from New England (via Washington) for 1975 6th
8/29 RB Bill Rudder to NY Giants for 1975 7th
9/5 DT Bob Brown from Green Bay for 1975 3rd (58)
9/5 DT Dave Costa to Buffalo for 1975 5th (125, Charles Waddell)
9/6 CB Willie Mcgee to Los Angeles Rams for 1975 6th
9/24 TE James Thaxton to Cleveland for 1975 6th (134, John Carroll)

1975

1/28 RB Cid Edwards to Chicago for 1975 3rd (73, Mike Fuller)
1/28 RB Jim Harrison from Chicago for 1975 6th
1/29 DT Ray Carr, DT Blenda Gay and T Harold Paul to Oakland for 1975 11th (284, Ike McBee) and 13th (335, Glen Printers)
2/7 WR Joe Sweet from New England for past considerations
5/29 C Ed Flanagan from Detroit for 1976 2nd
5/29 C Carl Mauck to Houston for rights to T Booker Brown and compensation rights to CB Benny Johnson
6/13 S Reggie Berry to Denver for S Maurice Tyler
6/17 WR Jerry Levias to Houston for 1976 12th
7/3 CB Bob Howard to New England for 1976 5th (131, Woodrow Lowe)
7/16 DT Ron East to Cleveland for 1977 5th (128, Cliff Olander)
7/22 CB Leonard Dunlap to New York Giants for 1976 5th
7/22 LB Pete Lazetich to Miami for LB Bruce Bannon
7/28 WR John Carroll to Chicago for 1977 7th
7/29 TE Ron Mayo from Baltimore for 1976 6th
8/7 DT Greg Wojcik to Chicago for 1977 8th
8/13 TE Pat Curran and RB Howard Strickland from Los Angeles Rams for 1977 3rd (68)
8/13 LB Bruce Bannon to N.Y. Giants for 1976 9th (251, Glynn Harrison)
8/22 1976 6th (159) to St. Louis for WR Marlin Briscoe
9/9 LB Ken Hutcherson from Dallas for 1976 7th (186)
9/15 RB Tony Baker from LA Rams for 1976 5th (128)
9/23 DT Dave Rowe to Oakland for 1976 4th (113, Ron Singleton)

1976

4/2 QB Bobby Douglass and 1976 3rd to N.O. for LB Rick Middleton
4/2 DE Coy Bacon to Cincinnati for WR Charlie Joiner
4/2 LB Franklin Tate to Oakland for LB Mike Dennery
4/8 S Sam Williams to Atlanta for CB Tom Hayes and 1977 6th (146, Dave Lindstrom)
4/8 1976 4th and 8th to Oakland for 1976 4th and 6th
4/9 T Halvor Hagen from Buffalo for 1976 9th (241)
7/17 LB Floyd Rice to Oakland for cash
7/20 LB Drew Mahalic to Philadelphia for $100 cash
7/20 DT Kevin Nosbusch to SF for 1977 8th
7/22 C Mark Markovich to Detroit for G Guy Dennis and 1977 6th (152, Pete Shaw)
8/3 P Mitch Hoopes from Dallas for 1977 10th
8/10 T Halvor Hagen to New Orleans for 1977 9th (241)
8/25 RB Mercury Morris from Miami for 1977 4th (98)
8/30 QB Clint Longley and 1977 1st (24, Bob Rush) from Dallas for 1977 1st (14) and 2nd (41)
9/6 K Toni Fritsch and 1977 10th from Dallas for 1977 8th (208)
9/6 DE Leroy Jones from Washington for 1977 2nd and $12,500

1977

3/1 WR Chip Myers from Cincinnati for 1977 11th (292)
4/27 DE Art Riley to Philadelphia for $20,000 ($7,500 up front and $12,500 if he's on the Eagles' payroll for 7-or-more games)
6/7 QB James Harris from Los Angeles Rams for 1979 4th (99)
6/24 S Clarence Duren from St. Louis for 1978 4th (98)
7/14 C Ed Flanagan to Los Angeles Rams for 1978 5th (135, John Choma)
7/14 Rights to TE Jim Stansik to Miami for 1978 10th (if Stansik makes roster during 1977 season)
8/5 QB Neal Jeffrey to Houston for 1979 4th (104, John Floyd)
8/11 DB Gregg Butler from Los Angeles Rams for 1978 11
8/16 TE Robert Klein from Los Angeles Rams for 1980 2nd (55)

1978

3/28 RB Lydell Mitchell from Baltimore for 1979 5th (131)
4/26 LB Tom Graham to Philadelphia for 1979 10th (265, Tony Petruccio)
5/2 LB Jim Laslavic from Detroit for 1978 5th (125) and 6th (155)
5/3 WR Larry Dorsey to Kansas City for DE Wilbur Young
5/3 1978 8th (222) and 11th (293) to Oakland for 1978 8th (200, Gavin Hedrick) and 9th (248, Blake Whitlatch)
7/27 Considerations to Philadelphia for T Harvey Goodman
7/28 RB Rickey Young to Minnesota for past considerations
7/28 G Ed White from Minnesota for past considerations
8/4 T Booker Brown to Tampa Bay for 1980 4th (101, Ed Luther)
8/6 C Richard Keys to Buffalo for past considerations
8/18 QB Bill Munson to Buffalo for 1980 7th (175, Chuck Loewen)

8/22 FS Glen Edwards from Pittsburgh for 1979 6th (157)
8/28 RB Joe Washington and 1979 5th for RB Lydell Mitchell
9/25 1980 3rd (83) to St. Louis for right to hire HC Don Coryell

1979

4/26 CB Willie Buchanon from G.B. for 1979 7th (184) and 1980 1st (26)
5/3 1979 1st (20) and 2nd (47) to Cle. for 1979 1st (13, Kellen Winslow)
5/29 RB Mike Thomas from Washington for 1980 5th (139)
5/31 RB Charlie White from Tampa Bay for 1980 10th (279)
8/10 RB Rickey Anderson to Cle. for 1980 6th (151, LaRue Harrington)

1980

3/21 RB John Cappaletti from Los Angeles Rams for 1982 3rd (49)
8/15 RB Bo Matthews to N.Y. Giants for 1981 6th (141, Andrew Gissinger)
8/27 LB Don Goode to Cleveland for 1981 4th (107, Eric Sievers) and 1983 4th (95, Danny Walters)
9/1 QB Cliff Olander to N.Y. Giants for 1981 11th (280, Matt Petrzelka)
9/1 P Rick Partridge from New Orleans for 1981 8th(215)
9/8 WR Ron Smith from Los Angeles Rams for 1983 5th (134)
9/29 RB Chuck Muncie from New Orleans for 1981 2nd (51)

1981

5/15 DT Wilbur Young to Washington for T Jeff Williams
8/10 WR Billy Mullins to Chicago for 1982 12th (if Mullins is active during 1981 season)
8/17 WR Stacy Charles to Chicago for considerations
8/18 G Dan Audick to San Francisco for 1982 3rd (83)
8/25 TE Gregg Mccrary to Washington for 1983 11th (308, Tim Spencer)
8/31 K Mike Wood to Baltimore for 1983 6th (141, Trumaine Johnson)
8/31 P George Roberts from Miami for 1982 6th (161)
9/10 RB Amos Lawrence to San Francisco for 1984 4th (107)
9/15 DT John Woodcock from Detroit for 1982 12th (326)
9/17 WR John Jefferson to Green Bay for 1982 1st (22) and 2nd, 1983 1st (20, Gary Anderson), 2nd in '82, '83 or '84, and WR Aundra Thompson
9/30 WR Wes Chandler from New Orleans for WR Aundra Thompson, 1982 1st (22) (from Green Bay) and San Diego's 1982 3rd (76)
10/2 DE Fred Dean to San Francisco for 1983 1st (5, Billy Ray Smith) and 2nd
10/8 CB Allan Ellis from Chicago for 1982 5th (134)

1982

1/27 LB David Lewis from Tampa Bay for 1982 3rd (83) (from San Francisco) and 1984 4th (107)
3/4 RB Ricky Bell from Tampa Bay for 1982 4th (103)
3/29 LB Dewey Selmon from Tampa Bay for 1984 4th (89) (from S.F.)
4/27 S Tim Fox from N.E. for 1982 2nd (40) (from G.B.) and 1983 3rd (80)
5/26 S Bruce Laird from Baltimore for 1983 6th (161)
5/28 LB Jeff Siemon from Minnesota for 1983 6th
6/8 LB Bob Horn to San Francisco for 1983 8th (202, Earnest Jackson) and 1985 7th (196, Mark Fellows)
7/13 S Pete Shaw to NY Giants for 1984 8th (199, Ray Woodard)
8/31 T Jeff Williams to Chicago for 1983 12th (314, Billy Blalock)

1983

4/20 CB Reuben Henderson from Chi. for 1983 4th (107) and 8th (219)
4/22 1983 2nd (49) and 1983 2nd (from San Francisco) to San Francisco for 1983 1st (22, Gill Byrd) (from San Diego)
5/3 S Ken Greene from St. Louis for 1984 3rd (62) and 8th (201)
7/11 C Bob Rush to Kansas City for 1985 3rd (69, John Hendy) and 1986 5th (118, Doug Landry)
7/18 CB Jeff Allen to San Francisco for 1984 12th
7/27 G Derrel Gofourth from Green Bay for 1984 12th (313)
8/13 CB Mike Williams to Buffalo for WR Lou Piccone
8/24 WR Roger Carr from Seattle for 1984 5th (125) (from Chicago) and 1985 5th (123)

1984

2/13 DE Kenny Neil and DT Abdul Salaam from New York Jets for 1984 2nd (from Green Bay)
3/28 DT Louie Kelcher to San Francisco for 1984 8th (219, Bob Craighead), 12th (331, Paine Harper) and 1985 9th (252, Dan Remsberg)
3/29 LB Brian Kelley from New York Giants for 1984 10th (257)
4/30 RB Jewerl Thomas from Kansas City for 1985 7th (180)
5/3 G Walt Downing from San Francisco for 1986 12th
5/29 RB James Brooks to Cincinnati for RB Pete Johnson
7/24 RB Robert Alexander from Los Angeles Rams for 1985 11th
8/10 T Billy Shields and 1985 3rd (66) to Minnesota for S John Turner
8/15 P Dave Finzer to Chicago for 1985 12th (329, Bret Pearson)
8/20 DE Ken Neil to San Francisco for 1985 5th
9/10 RB Chuck Muncie to Miami for 1985 2nd (nullified – DNP physical)
9/22 RB Pete Johnson to Miami for 1985 2nd (55, Jeff Dale) and rights to DL Dewey Forte
9/29 DT Gary Johnson to San Francisco for 1986 5th (129, Donald Brown) and 11th (298, Drew Smetana)

1985

3/27 QB Mark Herrmann from Indianapolis for 1986 10th (266)
5/20 RB Mark Schellen from San Francisco for 1986 12th
7/20 RB Chuck Muncie to Minnesota for 1986 6th
8/1 LB Vernon Maxwell from Indianapolis for 1986 5th (126)
8/20 P Maury Buford to Chicago for 1986 12th (333, Mike Travis)
8/30 CB Mossy Cade to Green Bay for 1986 1st (14) and 1987 5th (115, Nelson Jones)
9/2 WR Bobby Duckworth to Los Angeles Rams for 1986 5th (133, Matt Johnson) and T Gary Kowalski
9/2 RB Earnest Jackson to Philadelphia for 1986 4th (95, Ty Allert) and 1987 8th (204, Ron Brown)

1986

4/29 1986 1st (14) and 2nd (44) (from Green Bay) to Minnesota for 1986 1st (8, Leslie O'Neal) and 3rd (67, Terry Unrein)
5/13 WR Jesse Bendross to Tampa Bay for 1987 12th
5/21 RB Mark Schellen to Houston for 1987 12th
7/25 LB Thomas Benson from Atlanta for 1987 6th
8/14 QB Ed Luther to Atlanta for LB Ronnie Washington and 1987 6th
8/20 LB Andy Hawkins from Tampa Bay for 1987 6th (143)
9/29 FS Vencie Glenn from New England for 1987 5th (116)

1987

4/27 WR Tim Smith from Houston for 1988 12th
4/28 LB Chip Banks and 1987 1st (24, Rod Bernstine) and 2nd (53, Louis Brock) from Cleveland for 1987 1st (5) and 2nd (32)
6/12 RB Buford Mcgee, 1988 2nd (45) and 1989 6th (148) to Los Angeles Rams for RB Barry Redden
7/22 LB Tim Lucas from St. Louis for 1988 11th
8/21 WR Bobby Johnson from New York Giants for 1988 10th (256)
8/27 CB Wayne Davis to Buffalo for SS Martin Bayless
9/1 WR Trumaine Johnson and 1988 7th (184) to Buffalo for LB David Brandon and 1988 4th (93, Stacy Searels)
9/2 K Rolf Benirschke to Dallas for 1989 12th
9/9 G-T Jeff Walker to Los Angeles Rams for 1988 11th (285, Ed Miller)
10/13 LB James Johnson from San Francisco for past considerations

1988

3/25 T Emil Slovacek to Denver for past considerations
4/13 QB Mark Malone from Pittsburgh for 1988 8th (211)
4/24 TE Pete Holohan to L.A. Rams for 1988 4th (91, Joe Campbell)
4/24 1988 3rd (72) and 5th (125) to Hou. for 1988 3rd (60, Quinn Early)
4/26 QB Mark Herrmann to Indianapolis for 1989 11th
4/28 DT Blaise Winter to Green Bay for past considerations
6/2 WR Wes Chandler to San Francisco for C Fred Quillan – Chargers received 1989 7th (195, Terence Jones) and 1990 7th (193, Keith Collins) when Quillan did not report
6/29 Selection rights to WR Brian Bedford from Dallas for 1989 9th
7/8 S Leonard Coleman from Indianapolis for 1990 12th (311)
8/1 T Jim Lachey to L.A. Raiders for T John Clay, 1989 3rd and 1990 4th
8/4 G-T Curtis Rouse to Atlanta for past considerations
8/22 LB Thomas Benson to N.E. for 1989 7th (183, Marion Butts)
10/11 RB Napoleon Mccallum from Los Angeles Raiders for 1990 4th (89)

1989

4/11 1989 3rd and 1990 4th to Los Angeles Raiders (past considerations)
4/23 1989 3rd (64), 4th (93) and 7th (175) to New York Giants for 1989 2nd (51, Billy Joe Tolliver)
4/24 1989 12th (316) to Washington for 1990 12th (326, Elliot Searcy)
8/18 QB Jim Mcmahon from Chicago for 1990 2nd (33)
8/30 P Ralf Mojsiejenko to Washington for 1990 7th (187, Nate Lewis)
9/4 RB Barry Redden to Cleveland for 1990 7th (185, Joe Staysniak)
10/17 LB Chip Banks to Indianapolis for 1990 3rd (67, Walter Wilson)
10/17 RB Darrin Nelson from Dallas for 1990 5th (116)

1990

4/21 RB Gary Anderson to Tampa Bay for 1990 3rd (57, Jeff Mills) and 1991 2nd (39, Eric Bieniemy)
4/22 1991 3rd to Dal. for 1990 6th (138, John Friesz), N.E.'s 1990 6th (163, Derrick Walker) and N.Y. Giants' 1990 6th (143, Frank Cornish)
4/27 RB Napoleon McCallum to Los Angeles Raiders for 1991 11th
5/4 WR Jamie Holland to L.A. Raiders for 1991 7th (192, Terry Beauford)
8/28 P Keith English to L.A. Rams for 1991 10th (254, Roland Poles)
8/29 G Mike Zandofsky from Phoenix for 1991 9th

1991

4/21 1992 1st (5) to Washington for 1991 2nd (47, Eric Moten) and 1992 5th (140, Eric Jonassen)
4/22 1991 11th (from Los Angeles Raiders) and 1992 4th (90) to New England for 1991 5th (127, Floyd Fields)
8/23 DE Lee Williams to Houston for 1992 1st (23, Chris Mims) and WR Shawn Jefferson
8/28 QB Billy Joe Tolliver to Atlanta for 1992 5th (131, Kevin Little)

1992

8/13 QB Stan Humphries from Washington for 1993 4th
8/26 LB Kevin Murphy from Tampa Bay for 1993 8th

1993
4/15 T Leo Goeas to Los Angeles Rams for 1993 4th
4/25 1993 2nd (48) and 1994 1st (15) to San Francisco for 1993 2nd (41, Natrone Means), 3rd (82), 4th (110) and 5th (138)
4/25 T Broderick Thompson to Philadelphia for 1993 4th (104)
4/25 1993 3rd (82) (from San Francisco) and 1993 4th (104) (from Philadelphia) to Tampa Bay for 1993 3rd (64, Joe Cocozzo)
4/25 1993 4th (110) (from San Francisco) and 5th (138) (from San Francisco) to New England for 1993 4th (99, Lew Bush) (from Green Bay)
4/26 1994 6th (175) to San Francisco for 1993 8th (222, Trent Green)

1994
3/4 CB Donald Frank to Cleveland for 1995 6th (197, Craig Whelihan)
3/18 WR Nate Lewis to L.A. Rams for 1995 6th (177, Troy Sienkiewicz)
3/24 1994 4th (107) to Arizona through Miami for WR Tony Martin
4/7 DE Burt Grossman to Phi. for 1995 6th (183, Brandon Harrison)
4/11 CB Marquez Pope to L.A. Rams for 1995 4th (104, Aaron Hayden)
4/25 RB Marion Butts and 1994 3rd (78) to New England for 1994 3rd (70, Andre Coleman) and 5th (137, Aaron Laing)
4/25 1995 4th (126) to Seattle for 1994 5th (150, Darren Krein)

1995
4/22 1995 1st (29) to Carolina for 1995 2nd (34, Terrance Shaw), 3rd (98, Preston Harrison) and 4th (100, Chris Cowart)
4/22 1996 1st (21) to Detroit for 1995 2nd (51, Terrell Fletcher)

1996
4/20 1997 1st (16) to Tampa Bay for 1996 2nd (41, Bryan Still)
4/21 1997 5th (146) to Pittsburgh for 1996 6th (192, Bryan Stoltenberg)

1997
4/20 1997 7th (215) and 1998 4th (95) to St. Louis for 1997 5th (138, Kenny Bynum)
4/20 1998 3rd (65) to Pittsburgh for 1997 5th (146, Paul Bradford) and 7th (218, Toran James)
7/2 1999 7th (214) to Pittsburgh for RB Erric Pegram

1998
3/12 1998 1st (3) and 2nd (32), 1999 1st (8), WR Eric Metcalf and LB Patrick Sapp to Arizona for 1998 1st (2, Ryan Leaf)
4/18 2000 1st (13) to Tampa Bay for 1998 2nd (59, Mikhael Ricks)
6/3 WR Tony Martin to Atlanta for 1999 2nd (60, Jermaine Fazande)
6/8 DT Shawn Lee to Chicago for 1999 5th (141, Reginald Nelson)

1999
3/22 QB Jim Harbaugh from Baltimore for 2000 5th (148)
8/9 TE John Burke from New York Jets for 2001 conditional 7th

2000
4/16 2001 3rd (63) to Philadelphia for 2000 4th (111, Trevor Gaylor)
8/22 WR Nate Jacquet from Miami for 2001 6th (164)

2001
4/20 2001 1st (1) to Atlanta for 2001 1st (5, LaDainian Tomlinson) and 3rd (67, Tay Cody), 2002 2nd (48, Reche Caldwell) and WR Tim Dwight
4/22 2001 4th (96) to New England for 2001 4th (112, Carlos Polk) and 5th (139, Zeke Moreno)

2002
8/31 TE Steve Heiden to Cleveland for 2003 7th
9/1 WR Trevor Gaylor to Atlanta for 2004 7th (209, Shane Olivea)
10/12 G Kelvin Garmon from Dallas for 2003 7th (from Cleveland)

2003
4/16 LB Junior Seau to Miami for 2004 5th (154, Michael Turner)
4/26 2003 1st (15) to Philadelphia for 2003 1st (30, Sammy Davis) and 2nd (62, Terrence Kiel)

2004
3/15 WR David Boston to Miami for 2005 6th (177, Wes Sims) and CB Jamar Fletcher
4/24 QB Eli Manning to New York Giants for QB Philip Rivers, 2004 3rd (65, Nate Kaeding), 2005 1st (12, Shawne Merriman) and 5th (144)
6/9 T Roman Oben from Tampa Bay for 2005 5th (144) (from N.Y. Giants)
10/19 WR Keenan Mccardell from T.B. for 2005 3rd (91) and 6th (203)

2005
10/18 QB Cleo Lemon to Mia. for 2006 6th (188, Kurt Smith) and QB A.J. Feeley
10/18 G Toniu Fonoti to Minnesota for 2006 7th (227, Jimmy Martin)

2006
4/13 CB Sammy Davis to San Francisco for WR Rashaun Woods
4/30 2006 4th (113) to St. Louis for TE Brandon Manumaleuna
9/19 2007 6th (204) to Tennessee for QB Billy Volek

2007
4/28 2007 2nd (62), 3rd (93), 5th (167) and 2008 3rd to Chicago for 2007 2nd (37, Eric Weddle)
10/16 WR Chris Chambers from Miami for 2008 2nd (57)

2008
4/27 2008 5th (160) and 2009 2nd (47) to New England for 2008 3rd (69, Jacob Hester)

2009
8/31 2010 6th (197) to Houston for DT Travis Johnson

2010
3/5 CB Antonio Cromartie to N.Y. Jets for 2011 2nd (61, Jonas Mouton)
3/18 QB Charlie Whitehurst and 2010 2nd (60) to Seattle for 2010 2nd (40) and 2011 3rd (89, Shareece Wright)
4/22 2010 1st (28), 2nd (40) (from Seattle), 4th (126) and LB Tim Dobbins to Miami for 2010 1st (12, Ryan Mathews), 4th (110, Darrell Stuckey) and 6th (173)
4/23 2010 3rd (91), 6th (173) (from Miami) and 2011 4th (115) to San Francisco for 2010 3rd (79, Donald Butler)
4/24 2010 5th (159) and 2011 5th (149) to Philadelphia for 2010 5th (146, Cam Thomas)
9/3 WR Patrick Crayton from Dallas for 2011 7th (220)

2011
No trades were made

2012
4/27 2012 3rd (78) and 6th (183) to Mia. for 2012 3rd (73, Brandon Taylor)

2013
4/25 2013 2nd (45) and 4th (110) to Ari. for 2013 2nd (38, Manti Te'o)
9/1 2015 Conditional 7th (TBD) to Dallas for DT Sean Lissemore

2014
5/9 2014 2nd (57) and 4th (125) to Miami for 2014 2nd (50, Jeremiah Attaochu)

2015
4/30 2015 1st (17) and 4th (117), and 2016 5th (142) to San Francisco for 2015 1st (15, Melvin Gordon)
9/5 G-T Jeremiah Sirles to Minnesota for 2016 6th (198, Derek Watt)

2016
No trades were made

2017
7/26 2019 Conditional 7th to Buffalo for QB Cardale Jones
10/25 WR Dontrelle Inman to Chicago for 2018 Conditional Pick (Conditions not met)

HISTORY OF CHARGERS UNIFORM

1960

Helmet was white with gray facemask. It had dark blue bolt and black numbers outlined in gold. Home jersey was Collegiate blue with white numbers on front, back and sleeves outlined in gold. White strip on each shoulder had dark blue bolt outlined in gold. Road jersey was white with Collegiate blue numbers on front, back and sleeves outlined in gold and white lightning bolts on sleeves outlined in gold. Was also Collegiate blue strip on each shoulder with white bolt outlined in gold. Pants were white with dark blue lightning bolt outlined in gold running down each leg. Owner Barron Hilton chose lightning bolts because he associated "Charge" of lightning with lightning bolt. He also liked bolts that were on helmets of Air Force Academy football team, but wanted something slightly different, so had "Chargers Bolt" designed to be different and placed on uniforms.

1961-65

Bolt on helmet, shoulders and pants is changed to gold. On home jersey, helmet and pants, bolt is outlined in blue. On road jersey, it is outlined in white.

1966

Bolt on helmet is changed to dark blue. Pants are changed to gold with solid white stripe running down each leg, outlined in blue. Stripe replaces lightning bolt.

1967

Gold bolt is placed back on helmet with blue outline. Home jersey is darker shade of blue and has white numbers on front, back and sleeves, and white strip on each shoulder with gold lightning bolt. Road jersey had darker blue numbers also on front, back and sleeves and blue strip on each shoulder with gold lightning bolt. Lightning bolt is placed back on pants, dark blue and outlined in white.

1968-71

Home jersey is changed to Powder blue with white numbers on front, back and sleeves with white strip on each shoulder and gold lightning bolt outlined in blue. Road jersey is still white with Powder blue numbers on front, back and sleeves, and Powder blue strip on each shoulder with gold lightning bolt outlined in white.

1972

Lightning bolt on pants is again replaced by solid white stripe running down each leg, outlined in Powder blue.

1973-78

Numbers on home uniform are changed to gold outlined in white. Numbers on road uniform remain Powder blue outlined in gold.

1979-83

Helmet is changed to Navy blue with gold facemask and gold lightning bolt outlined in Navy blue and white. Primary jersey is white with Royal blue numbers outlined in white and gold. Secondary jersey is Royal blue and features gold numbers on front, back and sleeves outlined in blue and white. Lightning bolt is brought back to pants. It is white with Royal blue outline.

1984

White lightning bolt on pants is placed inside blue strip. Patch is worn on front of jersey celebrating Silver Anniversary of Chargers being original AFL franchise.

1985

Home jersey is changed to Navy blue with gold numbers on front, back and sleeves outlined in Navy blue and white. There was white strip on each shoulder that had gold lightning bolt outlined in Navy blue. Road jersey is white with Navy blue numbers on front, back and sleeves outlined in white and gold, and Navy blue strip on each shoulder with gold lightning bolt outlined in Navy blue and white. Strip on pants is changed to Navy blue. Lightning bolt on pants is gold with Navy blue and white outline.

1986-87

Number on front, back and sleeves of home jersey is changed to white with Navy blue and gold outline.

1988-89

Lightning bolt on helmet is changed from gold to white and features Navy blue and gold outline. Facemask on helmet is changed from gold to Navy blue. White strip on Navy blue home jersey is removed, leaving white lightning bolt outlined in Navy blue and gold. Lightning bolt on shoulders of road jersey is changed to white with Navy blue and gold outline and remains on Navy blue strip. Lightning bolt on pants is removed and replaced with Navy blue strip outlined in white and gold.

1990-91

Road pants are changed to Navy blue with white stripe down each pant leg outlined in Navy blue and gold.

1992-06

White lightning bolt returns to pants. On home white pants, it is outlined in Navy blue and gold and is in blue strip down each pant leg. On road Navy blue pants, there is just white lightning bolt outlined in Navy blue and gold down each pant leg. There is no strip on road pants.

2007-11

Uniforms feature Navy blue jerseys and white pants for most home games, white jerseys and Navy pants for road games, and Powder blue jerseys with white pants for designated home games. On all jerseys, bolt has been moved down sleeve, below shoulder. Bolt is Gold and outlined in both powder blue and Navy. On Navy and Powder blue jerseys, bolt is in white strip, and on white jerseys, bolt is in Navy blue strip. Numbers are now on shoulder above bolt. Front of all jerseys have Chargers scripted across front above numbers and below NFL shield. Team name, numbers and player's names all feature new font. Home white pants feature strip down side of each pant leg with curved bolt in Navy strip to be worn with Navy jerseys and Powder blue strip to be worn with Powder blue jeNavy pants feature same bolt inside of white strip down each pant leg. Helmet is changed to metallic-white and features Gold bolt outlined in Powder blue and Navy.

2012

In 2012, Nike became the official uniform provider for the NFL. The Chargers' color scheme did not change. The only changes to the uniform were a thin white flap that previously followed the V-neck line now stops just below the shoulder numbers, and Nike's emblematic swoosh appears on the left hip of the pants as well as on the right shoulder pad. Nike's uniform technology is hailed as less restrictive with greater ventilation.

2013-18

The Chargers made some slight modifications to the team's jerseys for 2013. The home jersey (Navy blue) now has a blue collar that is the same color as the jersey. The nameplate has changed to two colors. The white road jerseys now feature a Navy blue nameplate outlined with gold. The Navy blue home jerseys feature a gold font on the nameplate outlined in powder blue and the "Power Blue" alternate jerseys are white outlined in Navy blue. Socks feature a gold stripe. The helmets and pants remain the same. In 2017, the Chargers wore navy jerseys on navy pants at home.

Ernie Ladd – 1965

Dan Fouts – 1979

Junior Seau – 1998

Philip Rivers – 2010

Keith Lincoln – 1966

Wes Chandler – 1986

LaDainian Tomlinson – 2005

Melvin Gordon – 2016

HEAD COACHES



Sid Gillman
1960-69, '71
Reg. 86-53-6 (.614)
Post. 1-4-0 (.200)

Charlie Waller
1969-1970
Reg. 9-7-3 (.553)

Harland Svare
1971-73
Reg. 7-17-2 (.308)

Ron Waller
1973
Reg. 1-5-0 (.167)

Tommy Prothro
1974-78
Reg. 21-39-0 (.350)

Don Coryell
1978-1986
Reg. 69-56-0 (.552)
Post. 3-4-0 (.429)

Al Saunders
1986-88
Reg. 17-22-0 (.436)

Dan Henning
1989-1991
Reg. 16-32-0 (.333)

Bobby Ross
1992-96
Reg. 47-33-0 (.588)
Post. 3-3-0 (.500)

Kevin Gilbride
1997-98
Reg. 6-16-0 (.273)

June Jones
1998
Reg. 3-7-0 (.300)

Mike Riley
1999-2001
Reg. 14-34-0 (.292)

Marty Schottenheimer
2002-06
Reg. 47-33, (.588)
Post. 0-2-0 (.000)

Norv Turner
2007-12
Reg. 56-40 (.583)
Post. 3-3 (.500)

Mike McCoy
2013-16
Reg. 27-37 (.422)
Post. 1-1 (.500)

Anthony Lynn
2017-pres.
Reg. 9-7 (.529)

ASSISTANT COACHES

Adolph, Dave 1985, 95-96
Alexander, DelVaughn 1999-00
Arnsparger, Bill 1992-94, 02
Aukerman, Craig 2013-16
Babich, Bob 2016
Baker, Brian 1996
Banker, Mark 1999-01
Barone, Clancy 2007-08
Barry, Joe 2012-14
Bass, Tom 1964-67, 82-85
Bauer, Hank 1983-86
Beightol, Larry 1989
Bengtson, Phil 1971
Bisaccia, Rich 2011-12
Braden, Marv 1981-85
Bradley, Bill 2007-08
Bradley, Gus 2017-current
Brewster, Tim 2002-04
Brown, Greg 1995-96
Bugel, Joe 1998-01
Burns, Keith 2018
Cameron, Cam 2002-06
Carmichael, Pete 2002-05
Cavanaugh, Mike 1997-98
Chryst, Geep 1999-00
Chryst, Paul 1999-01
Chudzinski, Rob 2005-06, 09-10
Clausen, Chuck 1991
Cregg, James 2017
Cochran, Red 1970
Coley, Max 1977
Cottrell, Ted 2007-08
Coury, Dick 1975
Croom, Sylvester 1992-96
Crosby, Steve 2002-10
Crow, John 1974-75
Cunningham, Gunther 1985-90
D'Alessandris, Joe 2013-15
Davidson, Jeff 2016-current
Davis, Al 1960-62
Dees, Andrew 2013-15
DeGuglielmo, Dave 2016
DeLeone, George 1997
Dickenson, Craig 2000-01
Dishman, Cris 2009-12
Dixon, Tyrone 1997
Dunn, John 1990-96
Durden, Earnel 1974-86
Dickson, George 1972-75
Fairchild, Steve 2012
Falks, Frank 1994-96
Faulkner, Jack 1961-62
Feldman, Rudy 1974-77
Fox, John 1992-93
Friedgen, Ralph 1992-96
Gera, Steve 2010-12
Gibbs, Alex 1990-91
Gibbs, Joe 1979-80
Graves, Fred 2013-15
Gregg, Forrest 1972-73
Grimm, Chad 2013-14
Hackett, Walt 1962-66
Haluchak, Mike 1986-91
Hanifan, Jim 1979
Harris, Chris 2016-current
Hastings, John 1997-01
Henderson, Eric 2017-current
Henry, John "Jack" 1996, 2006-08
Herring, Hal 1970
Hodgson, Pat 1978
Holmes, Jerry 2002-03
Houck, Hudson 2002-04
Hunter, Hal 2006-12
Hurd, Jeff 2007-12
Jackson, Bobby 1987-91
Johnson, Don 2009-15
Johnson, Mike 2000-01
Johnston, Harry 1966-67
Johnston, Kent 2013-16
Joiner, Charlie 1987-91, 2008-12
Jones, June 1998
King, Bobby 2014-16
Lempa, Kevin 1997-99
Levy, Dave 1980-88
Lindsey, Dale 1992-96, 2002-03
Lofton, James 2002-07
Lundy, Lamar 1971
Lyle, Rick 2013-16
Lynch, Addison 2018
Lynn, D'Anton 2017
Lynn, Ron 1986-91
Macdermott, Bill 1997-98
Madden, Joe 1989
Madro, Joe 1960-71
Manusky, Greg 2002-06, 11
Mauck, Carl 1992-95, 2005
McClave, Andrew 2000-01
McDaniel, LeCharls 1990-91
McGeoghan, Phil 2018
McKittrick, Bobb 1974-78
McNulty, John 2016-17
Meeks, Ron 2012
Metzelaars, Pete 2014-15
Meyer, Pat 2017-current
Michael, Jason 2011-13
Milus, Ron 2013-current
Misciagna, John 1992-96
Mora, (Jr.) Jim 1986-91
Mudd, Howard 1974-76
Murphy, Dennis 1994-96
Myer, Pat 2017-current
Nicolau, Nick 1997-98
Nolan, Mike 2015
Noll, Chuck 1960-65
Novak, Frank 1997-98
Nunnely, Wayne 1997-08
O'Leary, George 1992-93
Pagano, John 2002-16
Painter, Dwain 1994-96
Pardee, Jack 1981
Pascale, Joe 1997-02
Pasquale, Larry 1990-91
Perkins, Ray 1978
Perry, Rod 1997-01
Phillips, Bum 1967-71
Phillips, Jim 1968-71
Phillips, Wade 2004-06
Polk, Carlos 2010-12
Priefer, Chuck 1992-96
Ramsdell, John 2006-12
Read, Bruce 1999-01
Redding, Dave 2002-06
Redman, Rick 1972-73
Rees, Tommy 2016
Reich, Frank 2013-15
Reilly, Jack 1990-92
Rhome, Jerry 1988
Ridgley, Mark 2014-current
Rivera, Ron 2007-10
Roberts, Alfredo 2017-current
Ross, Kevin 2007-08
Sanford, Mike 1999-01
Saunders, Al 1983-86
Scherer, Rip 2018
Schiotz, Matt 2002-06
Schnelker, Bob 1972-73
Schottenheimer, Brian 2002-05
Sevier, Wayne 1979-80, 1987-88, 1998
Shamash, Dan 2017-current
Shaw, Willie 1994
Shelmon, Clarence 2002-11
Sheppard, Mike 1997-98
Shively, Doug 1984
Shula, Chris 2015-16
Simon, Matt 2007
Simpson, Jackie 1967-71, 1974-80
Sirianni, Nick 2013-17
Slater, Birt 1981-83
Smith, Giff 2016-current
Smith, Jerry 1977-83
Smith, Richard 2017-current
Spencer, Kevin 2013-15
Steichen, Shane 2014-current
Stephens, Vernon 2007-12
Stewart, Brian 2004-06
Stewart, George 2017-current
Storer, Byron 2012-13
Sullivan, Jerry 1992-96
Sullivan, Mike 2009-12
Taylor, Bones 1963
Theder, Roger 1987
Thomas, Johnny 1998-99
Tollner, Ted 1989-91
Turner, Norv 2001
Tyne, Phil 1978-88
Vechiarella, Jim 1997-01
Wagstaff, Jim 1981-85
Walsh, Bill 1976
Wampfler, Jerry 1988
Weaver, Larrye 1977-82
Weber, Chuck 1968-69, 1982-85
Whisenhunt, Ken 2013, 2016-current
White, Ed 1986-87, 1989-91
Wilks, Steven 2009-11
Williams, Greg 2009-15
Williams, Marquice 2016-current
Wilson, Ollie 1997-01, 2008-16
Wood, Willie 1972-74
Wuehrmann, John 2003-06
Yowarsky, Walt 1972-73
Zampese, Ernie 1976, 1979-86

ALL-TIME ALPHABETICAL ROSTER

A

Abbott, Vince, K, Cal State Fullerton 1987-88
Ackerman, Richard, DE, Memphis 1982-84
Adams, Curtis, RB, Central Michigan 1985-88
Addae, Jahleel, S, Central Michigan 2013-16
Agajanian, Ben, K, New Mexico .....1960-61, '64
Aiu, Charles, G, Hawaii 1976-78
Ajirotutu, Seyi, WR, Fresno State .....2010, '12-14
Akin, Harold, T, Oklahoma State 1967-68
Albright, Ethan, LS, North Carolina 2010
Aldridge, Lionel, DE, Utah State 1972-73
Ale, Arnold, LB, UCLA 1996
Alexander, Danario, WR, Missouri 2012
Alexander, Stephen, TE, Oklahoma 2002-03
Allen, Anthony, WR, Washington 1989
Allen, Chuck, LB, Washington 1961-69
Allen, Jeff, CB, California - Davis 1982
Allen, Keenan, WR, California 2013-17
Allert, Ty, ILB, Texas 1986-87
Allison, Jim, RB, San Diego State 1965-68
Alworth, Lance, FL, Arkansas 1962-70
Anderson, Anthony, S, Grambling 1987
Anderson, Gary, RB, Arkansas 1985-88
Anderson, Ralph, TE, Cal State - Los Angeles . 1960
Anderson, Rickey, RB, South Carolina State .. 1978
Andrews, Billy, LB, SE Louisiana 1975
Andrews, John, TE, Indiana 1972
Anno, Sam, LB, Southern California 1992-93
Anthony, Charles, LB, Southern California ... 1974
Appleton, Scott, DT, Texas 1967-68
Applewhite, Antwan, LB, San Diego State 2008-10
Archer, David, QB, Iowa State 1989
Atkins, Dave, RB, Texas - El Paso 1975
Attaochu, Jerry, OLB, Georgia Tech 2014-17
Audick, Dan, T, Hawaii 1978-80

B

Babich, Bob, LB, Miami (Oh.) 1970-72
Baccaglio, Martin, DE, San Jose State 1968
Bacon, Coy, DE, Jackson State 1973-75
Bahr, Chris, K, Penn State 1989
Baker, John, LB, Mississippi State 1967
Baker, Melvin, WR, Texas Southern 1975
Baker, Tony, RB, Iowa State 1975
Baldwin, Keith, DE, Texas A&M 1987-88
Ball, Dave, DE, UCLA 2004-05
Ball, Jason, C, New Hampshire 2002-04
Banks, Chip, OLB, Southern California 1987
Banks, Gary, WR, Troy 2010
Barksdale, Joe, T, Louisiana State 2015-17
Barnes, Ernie, G, North Carolina Central .. 1961-62
Barnes, Johnnie, WR, Hampton 1992-94
Barnes, Antwan, OLB, Florida International2010-12
Barnes, Lawrence, RB, Tennessee State .. 1977-78
Barnes, Pete, LB, Southern University 1969-72
Barrie, Sebastian, DT, Liberty 1995
Barry, Al, G, Southern California 1960
Barry, Reggie, S, Long Beach State 1972-74
Basavage, Al, G, Southern California 1960
Batteaux, Patrick, WR, Texas Christian 2001
Battle, Jackie, RB, Houston 2012
Battle, Tra, S, Georgia 2008
Bauer, Hank, RB, Cal Lutheran 1977-82
Baxter, Colin, C, Arizona 2011-12
Bayless, Martin, S, Bowling Green 1987-91
Baylor, Raymond, DE, Texas Southern 1974
Beauchamp, Joe, CB, Iowa State 1966-75
Beaudoin, Doug, S, Minnesota 1981
Beckett, Rogers, S, Marshall 2000-02
Beckwith, Darry, LB, Louisiana State 2010
Becton, Nick, T, Virginia Tech 2013
Beirne, Jim, WR, Purdue 1973-74
Bell, Eddie, WR, Idaho State 1976
Bell, Ricky, RB, Southern California 1982
Belotti, George, G, Southern California 1961
Bendross, Jesse, WR, Alabama .....1984-85, '87
Benirschke, Rolf, K, California - Davis 1977-86
Benjamin, Travis, WR/KR, Miami (Fla.) ... 2016-17
Bennett, Darren, P, No College 1995-03
Bennett, Fred, CB, South Carolina 2010
Bennett, Michael, RB, Wisconsin 2009
Bennett, Monte, DE, Kansas State 1987
Bennett, Roy, CB, Jackson State 1988-89
Benson, Mitchell, DT, Texas Christian 1991
Benson, Thomas, ILB, Oklahoma 1986-87
Bernstein, Rod, RB/TE, Texas A&M 1987-92
Berry, Ed, CB, Utah State 1987
Berti, Tony, T, Colorado 1995-97
Bethune, Bob, S, Mississippi State 1962
Bieniemy, Eric, RB, Colorado 1991-94
Bigby, Atari, S, Central Florida 2012
Billingsley, Ron, DT, Wyoming 1967-70
Bingham, Craig, OLB, Syracuse 1985
Bingham, Ryon, DT, Nebraska 2005-08
Binn, David, LS, California 1994-10
Bird, Bront, LB, Texas Tech 2011-13
Bird, Steve, WR, Eastern Kentucky 1984
Blair, George, K, Mississippi 1961-64
Blaylock, Tony, CB, Winston-Salem 1991-92
Boatwright, Bon, DT, Oklahoma State 1974
Bobo, Hubert, LB, Ohio State 1960
Bogle, Phil, G, New Haven 2003
Bonner, Glen, RB, Washington 1974-75
Boone, Alfonso, DE, Mt. San Antonio 2009-10
Bordelon, Ben, G, Louisiana State 1997
Bosa, Joey, DE, Ohio State 2016-17
Boston, David, WR, Ohio State 2003
Boston, Tre, S, North Carolina 2017
Botchan, Ron, LB, Occidental 1960
Bouie, Kevin, RB, Mississippi State 1996
Boyko, Brett, G, Nevada - Las Vegas 2017
Bradford, Paul, CB, Portland State 1997
Bradley, Carlos, LB, Wake Forest 1981-85
Bradley, Chuck, TE, Oregon 1975-76
Bradley, Freddie, RB, Sonoma State 1996
Brady, Jeff, LB, Kentucky 1993
Brandon, David, OLB, Memphis .....1987-89, '95
Brandt, David, C, Michigan 2004
Braxton, Hezekiah, RB, Virginia Union 1962
Brazley, Carl, DB, Western Kentucky 1987
Breaux, Don, QB, McNeese State 1964-65
Breedlove, Kevin, G, Georgia 2003
Brees, Drew, QB, Purdue 2001-05
Brennan, Brian, WR, Boston College 1992
Brew, Dorian, CB, Kansas 1997
Briggs, Bob, DE, Heidelberg 1968-70
Brilz, Darrick, G, Oregon State 1988
Brinkley, Curtis, RB, Syracuse 2010-12
Brinson, Dana, RB, Nebraska 1989
Briscoe, Marlin, WR, Nebraska - Omaha 1975
Brittenum, Jon, QB, Arkansas 1968
Brock, Lou, CB, Southern California 1987
Brock, Stan, T, Colorado 1993-95
Brooks, Billy, WR, Oklahoma 1981
Brooks, James, RB, Auburn 1981-83
Brooks, Michael, FS, North Carolina State 1989-90
Brown, Bob, DT, Arkansas - Pine Bluff 1974
Brown, Booker, T, Southern California ... 1975-77
Brown, Don, T, Santa Clara 1983
Brown, Donald, CB, Maryland 1986
Brown, Donald, RB, Connecticut 2014-15
Brown, Everette, LB, Florida State 2011
Brown, Fakhir, CB, Grambling 1999-00
Brown, Gary, RB, Penn State 1997
Brown, Jatavis, ILB, Akron 2016-17
Brown, Kris, K, Nebraska 2010
Brown, Richard, LB, San Diego State 1990
Brown, Ronnie, RB, Auburn 2012-14
Brown, Vincent, WR, San Diego St. ..2011, '13, '15
Brown, Wilbert, G, Houston 1999
Browner, Keith, OLB, Southern California ... 1988
Brueckman, Charlie, LB, Pittsburgh 1960
Bruggers, Bob, LB, Minnesota 1968-71
Byrne, Jake, TE, Wisconsin 2013
Buchanon, Willie, CB, San Diego State ... 1979-82
Buford, Maury, P, Texas Tech 1982-84
Buncom, Frank, LB, Southern California .. 1962-67
Burgess, James, LB, Miami (Fla.) 1997-98
Burke, John, TE, Virginia Tech 1998
Burnett, Kevin, OLB, Tennessee 2009-10
Burns, Leon, RB, Long Beach State 1971
Burse, Isaiah, WR/KR, Fresno State 2016
Burton, Larry, WR, Purdue 1978-79
Burwell, Tyreek, T, Cincinnati 2015-16
Bush, Lew, LB, Washington State 1993-99
Busick, Steve, LB, Southern California 1987
Butler, Crezdon, CB, Clemson 2013
Butler, Donald, ILB, Washington 2011-15
Butler, Jeremy, WR, Tennessee - Martin 2016
Butler, Robb, S, Robert Morris 2004
Butts, Marion, RB, Florida State 1989-93
Byers, Scott, S, Long Beach State 1984
Bynum, Kenny, RB, South Carolina State . 1997-00
Byrd, Gill, CB, San Jose State 1983-92

C

Caffey, Lee Roy, LB, Texas A&M 1972
Caldwell, Reche, WR, Florida 2002-05
Camarillo, Greg, WR, Stanford 2006
Campbell, Jim, LB, West Texas A&M 1969
Campbell, Joe, OLB, New Mexico State .. 1988-89
Cappelletti, John, FB, Penn State 1980-83
Caravello, Joe, HB, Tulane 1989-90
Carney, John, K, Notre Dame 1990-00
Carolan, Reggie, TE, Idaho 1962-63
Carpenter, Ron, LB, Texas A&M 1964-65
Carr, Chris, CB/KR, Boise State 2012
Carr, Levert, T, North Central Illinois 1969
Carr, Roger, WR, Louisiana Tech 1983
Carrethers, Ryan, NT, Arkansas State 2014-16
Carrington, Darren, S, Northern Arizona .. 1991-94
Carson, Kern, HB, San Diego State 1965
Carson, Leonardo, DT, Auburn 2001-03
Carswell, Robert, S, Clemson 2001-02
Carter, Mike, WR, Cal State - Sacramento 1972
Carter, Tyrone, S, Minnesota 2010
Carter, Virgil, QB, Brigham Young 1975
Cason, Antoine, CB, Arizona 2008-12
Castille, Simeon, CB, Alabama 2009
Castillo, Luis, DE, Northwestern 2005-11
Castle, Eric, FS, Oregon 1993-96
Cattouse, Sean, S, California 2012
Cesaire, Jacques, DE, Southern Conn.St. . 2003-11
Chambers, Chris, WR, Wisconsin 2007-09
Chancey, Robert, RB, No College .....1997, '00
Chandler, Scott, TE, Iowa 2007
Chandler, Wes, WR, Florida 1981-87
Charles, Mike, NT, Syracuse 1987-89
Chatman, Jesse, RB, Eastern Washington 2002-04
Chickillo, Tony, NT, Miami (Fla.) 1984-85
Chorovich, Dick, DT, Miami (Oh.) 1960
Christie, Steve, K, William & Mary 2001-03
Claiborne, Robert, WR, San Diego State 1992
Claphan, Sam, T, Oklahoma 1981-87
Clark, Corey, T, Texas A&M 2009
Clark, Greg, LB, Arizona State 1991
Clark, Howard, TE, Tenn - Chattanooga ... 1960-61
Clark, Wayne, QB, US International 1970-73
Clark, Willie, CB, Notre Dame .....1994-96, '98
Clary, Jeromey, T, Kansas State 2007-13
Clatterbuck, Bobby, QB, Houston 1960
Clay, John, T, Missouri 1988
Clayton, Carey, C, Texas - El Paso 2001
Clemens, Kellen, QB, Oregon 2014-17
Cleveland, Asante, TE, Miami (Fla.) 2016
Cline, Doug, LB, Clemson 1966
Coan, Bert, RB, Kansas 1962
Cocozzo, Joe, G, Michigan 1993-97
Cody, Tay, CB, Florida State 2001-03
Colbert, Lewis, P, Auburn 1989
Colbert, Danny, CB, Tulsa 1974-76
Cole, Fred, G, Maryland 1960
Coleman, Andre, DE, Albany 2009
Coleman, Andre, WR/KR, Kansas State ... 1994-96
Coleman, Ben, T, Wake Forest 2000
Coleman, Leonard, S, Vanderbilt 1988-89
Coleman, Marco, DE, Georgia Tech 1996-98
Collins, Jim, ILB, Syracuse 1989
Conner, Kavell, ILB, Clemson 2014-15
Conway, Curtis, WR, Southern California . 2000-02
Coons, Travis, K, Washington 2017
Cooper, Stephen, LB, Maine 2003-11
Cordill, Ollie, WR, Memphis 1967
Corley, Anthony, RB, Nevada 1985
Cornish, Frank, C, UCLA 1990-91
Costa, Dave, DT, Utah 1972-73
Cotton, Craig, TE, Youngstown State 1975
Cox, Arthur, TE, Texas Southern 1988-91
Cox, Derek, CB, William & Mary 2013
Craver, Aaron, RB, Fresno State 1997
Crayton, Patrick, WR, NW Oklahoma St .. 2010-11
Crew, Terry, LB, Western Michigan 1993
Crittenden, Ray, WR, Virginia Tech 1997
Cromartie, Antonio, CB, Florida State 2006-09

Croudip, David, CB, San Diego State..... 1985
Culkin, Sean, TE, Missouri 2017
Culver, Rodney, RB, Notre Dame..... 1994-95
Cumberland, Jeff, TE, Illinois..... 2017
Cummings, Joe, LB, Wyoming 1996
Curran, Pat, TE, Lakeland 1975-78
Curry, Markus, CB, Michigan 2006

D

Dale, Jeff, S, Louisiana State .....1985-86, '88
Dallafior, Ken, G, Minnesota 1985-88
Daniels, Matt, S, Duke 2015
Darden, Tony, CB, Texas Tech..... 2000
Davis, Brian, CB, Nebraska..... 1993
Davis, Bruce, WR, Baylor..... 1987
Davis, Buster, WR, Louisiana State 2007-10
Davis, Chris, CB, Auburn..... 2014
Davis, Geremy, WR, Connecticut..... 2016-17
Davis, Greg, K, Citadel 1997
Davis, Harrison, WR, Virginia..... 1974
Davis, Isaac, G, Arkansas..... 1994-97
Davis, Michael, CB, Brigham Young 2017
Davis, Mike, SS, Colorado..... 1987
Davis, Reggie, TE, Washington 1999-00
Davis, Reuben, DT, North Carolina 1994-96
Davis, Sammy, CB, Texas A&M..... 2003-05
Davis, Wayne, CB, Indiana State 1985-86
Davis, Wendell, TE, Temple 1998
Day, Tom, DE, North Carolina A&T..... 1967
Dean, Fred, DE, Louisiana Tech 1975-81
Degen, Dick, LB, Long Beach State 1965-66
DeJurnett, Charles, DT, San Jose State... 1976-80
DeLine, Steve, K, Colorado State 1988
DeLong, Steve, DT, Tennessee 1965-71
DeLuca, Sam, G, South Carolina.....1960-61, '63
Demaree, Chris, DE, Kentucky 2002
Dennis, Al, G, Grambling 1973
Dennis, Mike, CB, Wyoming 1984
Denton, Tim, CB, Sam Houston State 2000
Desir, Pierre, CB, Lindenwood..... 2016
Detwiler, Chuck, S, Utah State 1970-72
Diaz-Infante, David, G, San Jose State 1987
Dicus, Chuck, WR, Arkansas..... 1971-72
Dielman, Kris, G, Indiana 2003-11
Diggs, Na'il, LB, Ohio State 2011
DiGiacomo, Curt, G, Arizona..... 1986
Dimry, Charles, CB, Nevada - Las Vegas .. 1998-99
Dingle, Andre, DE, Clemson..... 1999-04
Dixon, Gerald, LB, South Carolina 1998-01
Dobbins, Tim, LB, Iowa State 2006-09
Dodge, Dedrick, S, Florida State 1998
Doerger, Jerry, T, Wisconsin..... 1985
Dombrowski, Brandyn, G/T, San Diego St. 2009-11
Domres, Marty, QB, Columbia..... 1969-71
Donnell, Ben, DE, Vanderbilt..... 1960
Dorsey, Larry, WR, Tennessee State..... 1976-77
Douglas, Jay, T, Memphis 1973-74
Douglass, Bobby, QB, Kansas 1975
Douglass, Mike, OLB, San Diego State 1986
Dove, Jerome, CB, Colorado State..... 1977-80
Downing, Eric, DT, Syracuse..... 2004
Dragon, Oscar, RB, Arizona State..... 1972
Draughn, Shaun, RB, North Carolina 2014
Duckworth, Bob, WR, Arkansas 1982-84
Ducre, Greg, CB, Washington 2015
Dumas, Mike, S, Indiana 1997-00
Duncan, Frank, S, San Francisco State.... 1979-81
Duncan, Leslie "Speedy", CB, Jackson St . 1964-70
Dunlap, King, T, Auburn..... 2013-16
Dunlap, Leonard, CB, North Texas..... 1972-74
Duren, Clarence, S, California 1977
Dwight, Tim, WR, Iowa 2001-04
Dyal, Mike, TE, Texas A&M - Kingsville 1993
Dyer, Ken, WR, Arizona State..... 1968
Dykes, Donald, CB, SE Louisiana 1982
Dzubnar, Nick, ILB, Cal Poly - SLO 2015-17

E

Early, Quinn, WR, Iowa..... 1988-90
East, Ron, DT, Montana State 1971-73
Eber, Rick, WR, Tulsa..... 1969-70
Edwards, Cid, RB, Tennessee State 1972-74
Edwards, Donnie, LB, UCLA 2002-06
Edwards, Glen, FS, Florida A&M..... 1978-81
Edwards, Vernon, DE, Southern Methodist .. 1996
Egloff, Ron, TE, Wisconsin 1984
Ehin, Chuck, DE/NT, Brigham Young..... 1983-87
Ekeler, Austin, RB, Western State 2017
Elder, Donnie, CB, Memphis 1990-91
Elko, Bill, NT, Louisiana State..... 1983-84
Ellis, Allan, CB, UCLA..... 1981
Ellis, Ed, T, Buffalo..... 2001-03
Ellison, Kevin, SS, Southern California 2009
Ellison, Omar, WR, Florida State 1995-96
Emanuel, Kyle, OLB, North Dakota State . 2015-17
Engel, Greg, C, Illinois 1995-97
English, Larry, OLB, Northern Illinois 2008-13
Enis, Hunter, QB, Texas Christian 1961
Erickson, Bernard, LB, Abilene Christian. . 1967-68
Erlandson, Tom, LB, Washington State..... 1968
Estes, Don, G, Louisiana State 1966
Evans, Larry, LB, Mississippi..... 1983
Everett, Jim, QB, Purdue 1997

F

Faison, Earle, DE, Indiana..... 1961-66
Farley, Dick, S, Boston University 1968-69
Farr, Miller, CB, Wichita State 1965-66
Farris, John, G, San Diego State..... 1965-66
Farrow, Kenneth, RB, Houston..... 2016
Faucette, Chuck, ILB, Maryland 1987-88
Faulkner, Chris, TE, Florida..... 1985
Fazande, Jermaine, RB, Oklahoma 1999-00
Feasel, Greg, T, Abilene Christian 1987
Feeney, Dan, G, Indiana 2017
Fellows, Mark, OLB, Montana State..... 1985-86
Fenner, Lane, WR, Florida State..... 1968
Ferguson, Gene, T, Norfolk State..... 1969-70
Ferguson, Howard, RB, No College..... 1960
Ferguson, Keith, DE, Ohio State..... 1981-85
Ferguson, Kevin, TE, Virginia..... 1987
Ferrante, Orlando, G, Southern California 1960-61
Fetherston, Jim, LB, California..... 1968-69
Fields, Carlos, LB, Winston-Salem..... 2016
Fields, Floyd, S, Arizona State 1991-93
Figaro, Cedric, ILB, Notre Dame..... 1988-90
Finneran, Gary, DT, Southern California 1960
Fisk, Jason, DT, Stanford..... 2002-04
Fitzkee, Scott, WR, Penn State 1981-82
FitzPatrick, James, T, Southern California 1986-89
Flanagan, Ed, C, Purdue..... 1975-76
Fletcher, Chris, S, Temple..... 1970-76
Fletcher, Jamar, CB, Wisconsin 2004-05
Fletcher, Terrell, RB, Wisconsin 1995-02
Flick, Tom, QB, Washington..... 1986
Florence, Drayton, CB, Tuskegee..... 2003-07
Flowers, Brandon, CB, Virginia Tech 2014-16
Flowers, Charlie, RB, Mississippi..... 1960-61
Floyd, Eric, OL, Auburn 1990-91
Floyd, John, WR, Northeast Louisiana ... 1979-80
Floyd, Malcom, WR, Wyoming.....2004, '06-15
Floyd, Victor, RB, Florida State..... 1989
Fluker, D.J., T, Alabama 2013-16
Flutie, Darren, WR, Boston College..... 1988
Flutie, Doug, QB, Boston College 2001-04
Foley, Steve, LB, Northeast Louisiana 2004-05
Fonoti, Toniu, G, Nebraska.....2002, '04-05
Fontenot, Al, DE, Baylor 1999-01
Ford, Fred, RB, Cal Poly - Pomona..... 1960
Forsberg, Fred, LB, Washington 1974
Fortin, Roman, OL, San Diego State 1998-00
Fortune, Hosea, WR, Rice..... 1983
Foster, Gene, RB, Arizona State 1965-70
Fouts, Dan, QB, Oregon 1973-87
Fox, Tim, S, Ohio State 1982-84
Fox, Vernon, SS, Fresno State..... 2002-03
Frank, Donald, CB, Winston-Salem..... 1990-93
Franklin, Aubrayo, DT, Tennessee 2012
Franklin, Orlando, G, Miami (Fla.)..... 2015-16
Frazier, Wayne, C, Auburn 1962
Frazier, Willie, TE, Arkansas - Pine Bluff .. 1966-70
Freeney, Dwight, OLB, Syracuse 2013-14
Freitas, Jesse, QB, San Diego State..... 1974-75
Friesz, John, QB, Idaho.....1990-91, '93
Fritsch, Toni, K, No College..... 1976
Fuller, Joe, CB, Northern Iowa..... 1990
Fuller, James, S, Portland State..... 1992-93
Fuller, Mike, S, Auburn..... 1975-80
Fuller, William, DE, North Carolina 1997-98

G

Gachkar, Andrew, LB, Missouri 2011-14
Gaffney, Jeff, K, Virginia..... 1987
Gagliano, Bob, QB, Utah State..... 1991-92
Gaiter, Tony, WR/KR, Miami (Fla.)..... 1998
Gaither, Jared, T, Maryland 2011-12
Gamble, Darryl, LB, Georgia..... 2011
Gambol, Chris, T, Iowa 1988
Gannon, Chris, TE, Southwestern Louisiana.. 1989
Garay, Antonio, DT, Boston College..... 2009-12
Gardner, Carwell, FB, Louisville..... 1997
Garmon, Kelvin, G, Baylor 2002-03
Garner, Bob, CB, Fresno State 1960
Garnett, Scott, NT, Washington 1985
Garrett, Mike, RB, Southern California ... 1970-73
Garrison, Gary, SE, San Diego State..... 1966-76
Gates, Antonio, TE, Kent State 2003-17
Gatson, Greg, CB, Arkansas 2012
Gay, Blenda, DE, Fayetteville State 1974
Gayle, Shaun, SS, Ohio State 1995
Gaylor, Trevor, WR, Miami (Oh.) 2000-01
Gbaja-Biamila, Akbar, LB, San Diego State... 2006
Geathers, Kwame, DT, Georgia 2013
Gerela, Roy, K, New Mexico State 1979
Gersbach, Carl, LB, West Chester..... 1973-74
Gibson, Claude, CB, North Carolina State. 1961-62
Gibson, Dennis, LB, Iowa State 1994-95
Gilbert, Gale, QB, California..... 1994-95
Gilchrist, Marcus, CB, Clemson 2011-14
Gillett, Fred, LB, Cal State - Los Angeles 1962
Gillette, Walker, WR, Richmond 1970-71
Gilliam, Dondre, WR, Millersville (Pa.)... 2002-03
Gissinger, Andrew, T, Syracuse 1982-84
Glenn, Vencie, FS, Indiana State 1986-90
Glick, Gary, S, Colorado State..... 1963
Gob, Art, LB, Pittsburgh 1960
Godfrey, Randall, LB, Georgia 2004-06
Goeas, Leo, T, Hawaii 1990-92
Goebel, Joe, C, UCLA..... 1987
Goff, Mike, G, Iowa 2004-08
Goff, Willard, DT, Illinois..... 1987
Gofourth, Derrel, G, Oklahoma State 1983-84
Gogan, Kevin, G, Washington 2000
Good, Tom, LB, Marshall..... 1966
Goode, Don, LB, Kansas 1974-79
Goodman, Richard, WR, Florida State.... 2010-12
Goodspeed, Joey, FB, Notre Dame 2002
Gordon, Cletis, CB, Jackson State 2006-08
Gordon, Darrien, CB, Stanford..... 1993-96
Gordon, Dick, WR, Michigan State 1974
Gordon, Dwayne, LB, New Hampshire ... 1995-96
Gordon, Ira, T, Kansas State 1970-75
Gordon, Melvin, RB, Wisconsin..... 2015-17
Gouveia, Kurt, LB, Brigham Young 1996-98
Graham, DeMingo, G, Hofstra 1999-01
Graham, Jeff, WR, Ohio State..... 1999-01
Graham, Kenny, S, Washington State 1964-69
Graham, Tom, LB, Oregon 1975-77
Grannell, Dave, TE, Arizona State..... 1974
Grant, Wes, DE, UCLA 1971
Grayson Jr., David, LB, Fresno State 1991
Green, Ladarius, TE, Louisiana - Lafayette. 2012-15
Green, Mike, LB, Oklahoma State 1983-85
Green, Tyronne, G, Auburn..... 2009-12
Greene, Ken, S, Washington State 1983-84
Gregor, Bob, S, Washington State..... 1981-84
Gregory, Steve, CB, Syracuse 2006-11
Grennan, Keith, DE, Eastern Washington.... 2008
Griffin, Jim, DT, Grambling 1966-67
Griggs, David, OLB, Virginia..... 1994
Gross, George, DT, Auburn..... 1963-67
Grossman, Burt, DE, Pittsburgh..... 1989-93
Gruneisen, Sam, C, Villanova..... 1962-72
Guendling, Mike, OLB, Northwestern..... 1985
Guthrie, Keith, NT, Texas A&M..... 1984
Guy, Lawrence, DE, Arizona State 2013-14
Guyton, Gary, LB, Georgia Tech 2012

H

Hadl, John, QB, Kansas 1962-72
Hadnot, Rex, G, Houston 2012
Hairston, Chris, G/T, Clemson 2015-17
Hall, Courtney, C, Rice 1989-96
Hall, Delton, S, Clemson..... 1992
Hallen, Bob, G, Kent State 2002-05
Hamilton, Michael, LB, North Carolina A&T1997-99
Hand, Norman, DT, Mississippi 1997-99
Hand, Omari, DE, Tennessee 2003
Harbaugh, Jim, QB, Michigan..... 1999-00
Hardaway, Milton, T, Oklahoma State..... 1978
Harden, Cedric, DE, Florida A&M..... 1999
Hardison, Dee, DE, North Carolina 1986-87
Hardwick, Nick, C, Purdue 2004-14
Hardy, Kevin, DT, Notre Dame..... 1971-72
Harmon, Ronnie, RB, Iowa..... 1990-95
Harper, Dwayne, CB, South Carolina St .. 1994-98
Harrington, LaRue, RB, Norfolk State 1980
Harris, Walter, S, Stanford 1987
Harris, Derrick, FB, Miami (Fla.)..... 2001

Continued next page

Harris, Dick, CB, McNeese State..... 1960-65
Harris, James, QB, Grambling..... 1977-79
Harris, Marques, LB, Southern Utah 2005-09
Harris, Michael, T, UCLA 2012-13
Harris, Nigel, LB, South Florida 2017
Harris, Tommie, DE, Oklahoma 2011
Harrison, Lloyd, CB, North Carolina State.... 2001
Harrison, Rodney, S, Western Illinois 1994-02
Hart, Clinton, S, Central Florida CC 2004-09
Hartley, Frank, TE, Illinois..... 1997-98
Harvey, Richard, LB, Tulane 2000
Haskins, Jon, LB, Stanford 1998
Haslam, Kevin, T, Rutgers..... 2012
Hatcher, Armon, S, Oregon State..... 2000
Hawkins, Andy, LB, Texas A&M - Kingsville 1986-87
Hawkins, Lavelle, WR, California..... 2013
Hayden, Aaron, RB, Tennessee 1995-96
Hayes, Luther, SE, Southern California..... 1961
Hayes, Tom, CB, San Diego State..... 1976
Hayward, Casey, CB, Vanderbilt..... 2016-17
Heiden, Steve, TE, South Dakota State ... 1999-01
Henderson, Reuben, CB, San Diego State 1983-84
Henderson, Wyatt, CB, Fresno State 1981
Hendrickson, Steve, LB/HB, California ... 1990-94
Hendrix, David, S, Georgia Tech 1995-97
Hendy, John, CB, Long Beach State 1985
Henning, Dan, QB, William & Mary..... 1966
Henry, Hunter, TE, Arkansas..... 2016-17
Hermann, Mark, QB, Purdue..... 1985-87
Herndon, Javontee, WR, Arkansas 2015
Herron, David, LB, Michigan State 2010
Hester, Jacob, RB/FB, Louisiana State.... 2008-11
Hill, Eric, LB, Louisiana State 1999
Hill, Jim, S, Texas A&M - Kingsville..... 1969-71
Hillman, Ronnie, RB, San Diego State 2016
Hinkle, George, DT, Arizona..... 1988-91
Hoey, George, CB, Michigan 1974
Holecek, John, LB, Illinois 2001
Holland, Jamie, WR, Ohio State 1987-89
Holliday, Ron, WR, Pittsburgh..... 1973
Holmes, Robert, RB, Southern University.... 1973
Holohan, Pete, TE, Notre Dame 1981-87
Holt, Harry, TE, Arizona..... 1987
Holt, James, LB, Kansas 2009-10
Hoopes, Mitch, P, Arizona 1976
Hopper, Darrel, CB, Southern California..... 1987
Horn, Don, QB, San Diego State 1974
Horn, Bob, MLB, Oregon State..... 1976-81
Horton, Bob, LB, Boston University..... 1964-65
House, Kevin, CB, South Carolina 2002-03
Houston, Bobby, LB, North Carolina State ... 1997
Howard, Bob, CB, San Diego State 1967-74
Howard, Joey, T, Tennessee..... 1989
Hubbert, Brad, RB, Arizona 1967-70
Hudson, Bill, DT, Clemson 1961-62
Hudson, Mike, DE, Oklahoma State 1987
Hudson, Richard, T, Memphis 1962
Huey, Gene, WR, Wyoming 1969
Hughes, Van, DE, SW Texas State 1987
Hughes, Dante, CB, California..... 2009-11
Humiston, Mike, ILB, Weber State 1987
Humphrey, Deon, LB, Florida State..... 2000-01
Humphries, Stan, QB, Northeast Louisiana 1992-97
Hunter, Daniel, CB, Henderson State 1986-87
Hutcherson, Ken, LB, Livingston (Ala.) 1975

I

Ilesic, Hank, P, No College..... 1989
Ingram, Brian, LB, Tennessee..... 1987
Ingram, Melvin, DE, South Carolina 2012-17
Inman, Dontrelle, WR, Virginia 2014-17

J

Jackson, Bernard, CB, Washington State 1980
Jackson, Bobby, FB, New Mexico State... 1962-63
Jackson, Ernest, RB, Texas A&M..... 1983-84
Jackson, Greg, S, Louisiana State 1997-00
Jackson, Jeff, LB, Auburn..... 1987-88
Jackson, John, OL, Eastern Kentucky 1998-99
Jackson, Vincent, WR, Colorado 2005-11
Jacobson, Jack, DE, Oklahoma State..... 1965
Jacox, Kendyl, OL, Kansas State..... 1998-01
Jacquet, Nate, WR/PR, San Diego State 2000
James, Lionel, RB/KR, Auburn..... 1984-88
James, Toran, LB, North Carolina A&T..... 1997
Jammer, Quentin, CB, Texas 2002-12
Jefferson, John, WR, Arizona State..... 1978-80
Jefferson, Shawn, WR, Central Florida ... 1991-95
Jeffrey, Neal, QB, Baylor..... 1976
Jenkins, DeRon, CB, Tennessee..... 2000
Jenkins, Keyvan, RB, Nevada - Las Vegas.... 1987
Jenkins, Rayshawn, S, Miami (Fla.)..... 2017
Jenkins, Ronney, RB/KR, N. Arizona 2000-02
Jodat, Jim, RB, Cathage 1982-83
Johnson, A.J., CB, SW Texas State..... 1995
Johnson, David, TE, Arkansas State..... 2014-15
Johnson, Gary, DT, Grambling..... 1975-84
Johnson, James, LB, San Diego State..... 1987
Johnson, Jerret, LB, Alabama 2012-14
Johnson, Leon, RB, North Carolina 2003
Johnson, Pete, FB, Ohio State 1984
Johnson, Raylee, DE, Arkansas ...1993-99, '01-03
Johnson, Stevie, WR, Kentucky..... 2015
Johnson, Travis, DT, Florida State 2009-10
Johnson, Trumaine, WR, Grambling..... 1985-86
Joiner, Charlie, WR, Grambling..... 1976-86
Jonassen, Eric, T, Bloomsburg (Pa.)..... 1993-94
Jones, Anthony, TE, Wichita State 1988
Jones, Charlie, WR, Fresno State..... 1996-99
Jones, Clint, RB, Michigan State 1973
Jones, Curtis, G, Missouri..... 1968
Jones, Deacon, DE, Mississippi Valley ... 1972-73
Jones, Freddie, TE, North Carolina 1997-01
Jones, Harris, G, Johnson Smith 1971
Jones, Jacoby, WR/KR, Lane (Tenn.)..... 2015
Jones, Leroy, DE, Norfolk State 1976-83
Jones, Ray, CB, Southern University..... 1972
Jones, Reggie, WR, Louisiana State 2000-01
Jordan, Leander, T, Indiana (Pa.)..... 2004-05
Jue, Bhawoh, FS, Penn State 2005-06

K

Kaeding, Nate, K, Iowa 2004-12
Karas, Emil, LB, Dayton.....1960-64, '66
Kaser, Drew, P, Texas A&M 2016-17
Kay, Bill, CB, Purdue..... 1984
Keathley, Michael, G, Texas Christian.... 2001-03
Keckin, Val, QB, Southern Mississippi 1962
Keil, Terrence, S, Texas A&M 2003-06
Keiser, Thomas, OLB, Stanford..... 2013
Kelcher, Louie, DT, Southern Methodist.. 1975-83
Kelley, Mike, QB, Georgia Tech 1987
Kemp, Jack, QB, Occidental..... 1960-62
Kempinska, Charles, G, Mississippi 1960
Keyes, Josh, LB, Boston College 2017
Keys, Tyrone, DE, Mississippi State..... 1988
Kidd, John, P, Northwestern 1990-94
Kinderman, Keith, RB, Florida State 1963-64
Kindig, Howard, DE, Cal State - LA..... 1965-67
King, David, CB, Auburn..... 1985
King, Deon, OLB, Norfolk State 2016
King, Desmond, CB, Iowa..... 2017
King, Linden, LB, Colorado State..... 1978-85
Kirk, Randy, LB, San Diego State .....1987-88, '91
Kirner, Gary, T, Southern California..... 1964-69
Klein, Bob, TE, Southern California..... 1977-79
Klots, Jack, DT, Penn Military..... 1962
Kocourek, Dave, TE, Wisconsin 1960-65
Kompara, John, DT, South Carolina 1960
Koo, Younghoe, K, Georgia Southern..... 2017
Kowalski, Gary, T, Boston College 1985-88
Kramer, Erik, QB, North Carolina State 1999
Krause, Ryan, TE, Nebraska - Omaha..... 2004-05

L

LaBoy, Travis, LB, Hawaii..... 2011
Lachey, Jim, T, Ohio State..... 1985-87
Ladd, Ernie, DT, Grambling 1961-65
Laing, Aaron, TE, New Mexico State..... 1994
Laird, Bruce, S, Amer. International (Mass.)1982-83
Lambo, Josh, K, Texas A&M 2015-16
Landrum, Chris, OLB, Jacksonville State..... 2016
Lane, Bob, LB, Baylor 1963-64
Lang, Brandon, LB, Troy 2010
Laraba, Bob, QB, Texas - El Paso..... 1960-61
Laslavic, Jim, MLB, Penn State.....1978, '80-81
Lassiter, Kwamie, S, Kansas 2003
Latsko, Billy, FB, Florida 2010
Latzke, Paul, C, Pacific..... 1966-68
Laufenberg, Babe, QB, Indiana 1988
Law, Cordarro, OLB, Southern Mississippi 2014-15
Layne, George, FB, Texas Christian 2004
Lazetich, Pete, LB, Stanford 1972-74
Leaf, Ryan, QB, Washington State..... 1998-00
Leber, Ben, LB, Kansas State 2002-05
Lee, John, DT, Nebraska 1976-80
Lee, Lloyd, S, Dartmouth 1998
Lee, Mike, LB, Nevada - Las Vegas..... 1974
Lee, Shawn, DT, North Alabama..... 1992-97
Legursky, Doug, C, Marshall 2014
Lekkerkerker, Cory, T, California - Davis 2006
Lenkaitis, Bill, G, Penn State 1968-70
Leonard, Jim, G, Santa Clara 1985-86
Leverette, Otis, DE, Alabama - Birmingham.. 2003
LeVias, Jerry, WR, Southern Methodist... 1971-74
Lewis, Darryll, CB, Arizona 1999-00
Lewis, David, LB, Southern California 1982
Lewis, Nate, WR, Oregon Tech 1990-93
Lewis, Terry, CB, Michigan State 1985
Lilly, Sam, CB, Georgia Tech..... 1990
Lincoln, Keith, RB, Washington State .1961-66, '68
Linkenbach, Jeff, T, Cincinnati..... 2015
Lissemore, Sean, DT, William & Mary 2013-15
Little, Larry, G, Bethune - Cookman..... 1967-68
Liuget, Corey, DT, Illinois 2011-17
Loewen, Chuck, G/T, South Dakota St .1980-82, '84
London, Mike, LB, Wisconsin..... 1966
Longley, Clint, QB, Abilene Christian 1976
Lott, Andre, S, Tennessee..... 2006
Loudd, Rommie, LB, UCLA..... 1960
Lowe, Paul, RB, Oregon State..... 1960-68
Lowe, Woodrow, LB, Alabama 1976-86
Lowery, Dwight, FS, San Jose State..... 2016
Luther, Ed, QB, San Jose State..... 1980-84
Lyle, Keith, FS, Virginia..... 2002
Lyles, Lester, SS, Virginia 1989-90
Lynch, Corey, S, Appalachian State 2012

M

Macek, Don, C, Boston College 1976-89
Mack, Cedric, CB, Baylor..... 1991
Mackey, John, TE, Syracuse 1972
MacKinnon, Jacque, TE, Colgate 1961-70
Mager, Craig, CB, Texas State..... 2015-17
Maguire, Paul, LB/K, Citadel 1960-63
Mahalic, Drew, LB, Notre Dame..... 1975
Malone, Mark, QB, Arizona State..... 1988
Manning, Terrell, ILB, North Carolina State .. 2013
Manumaleuna, Brandon, TE, Arizona 2006-09
Markovich, Mark, C, Penn State..... 1974-75
Marsh, Frank, CB, Oregon State..... 1967
Marshall, Richard, CB, Fresno State..... 2013-14
Martin, Blanche, RB, Michigan State..... 1960
Martin, David, CB, Villanova 1986
Martin, Larry, DT, San Diego State..... 1966
Martin, Tony, WR, Mesa State 1994-97
Martin, Vaughn, DE, Western Ontario.... 2009-12
Marve, Eugene, LB, Saginaw Valley State.... 1992
Mathews, Ricardo, DE, Cincinnati 2014-15
Mathews, Ryan, RB, Fresno State 2010-14
Mathison, Bruce, QB, Nebraska.....1983-84, '86
Matsos, Archie, LB, Michigan State 1966
Matthews, Bo, RB, Colorado..... 1974-79
Mattos, Grant, WR, Southern California 2003
Mauck, Carl, C, Southern Illinois..... 1971-74
May, Deems, TE, North Carolina 1992-96
May, Mark, G/T, Pittsburgh..... 1991
Mays, Jerry, RB, Georgia Tech 1990
Mays, Joe, ILB, North Dakota State 2015
McBriar, Mat, P, Hawaii 2014
McCain, Chris, DE, California 2017
McCall, Ron, LB, Weber State..... 1967-68
McCardell, Keenan, WR, UNLV..... 2004-06
McClain, Le'Ron, FB, Alabama 2012-13
McClain, Robert, CB, Connecticut 2016
McClard, Bill, K, Arkansas..... 1972
McClendon, Skip, DE, Arizona State 1991
McCluster, Dexter, RB/KR, Mississippi 2016
McCoil, Dexter, S, Tulsa 2016-17
McConkey, Phil, WR/PR, Navy 1989
McCoy, Lloyd, G, San Diego State 1964
McCrary, Fred, RB, Mississippi State..... 1999-02
McCrary, Greg, TE, Clark (Ga.)..... 1978-80
McCree, Marlon, S, Kentucky..... 2006-07
McDonald, Dwight, WR, San Diego State . 1975-78
McDougall, Gerry, RB, UCLA..... 1962-64
McEwen, Craig, HB, Utah 1989-91
McGarrahan, Scott, S, New Mexico 2005
McGee, Buford, RB, Mississippi..... 1984-86
McGee, Carl, LB, Duke..... 1980
McGee, Willie, CB, Alcorn State 1973
McGrath, Sean, TE, Henderson State..... 2016-17
McIntosh, Damion, T, Kansas State 2000-03
McKenzie, Raleigh, OL, Tennessee 1997-98
McKinney, Brandon, DT, Michigan State . 2006-07
McKnight, Dennis, G/C, Drake 1982-88
McMahon, Jim, QB, Brigham Young 1989

McMichael, Randy, TE, Georgia 2010-12
McNeil, Charlie, CB, Compton JC 1960-64
McNeil, Marcus, T, Auburn 2006-11
McNeil, Ryan, CB, Miami (Fla.) 2001-02
McPherson, Miles, S, New Haven 1982-85
Meachem, Robert, WR, Tennessee 2012
Means, Natrone, RB, North Carolina ..... 1993-95, ... '98-99
Mebane, Brandon, NT, California 2016-17
Mendez, Mario, WR, San Diego State 1964
Mercer, Mike, K, Arizona State 1970
Merriman, Shawne, LB, Maryland 2005-10
Metcalf, Eric, WR/KR, Texas 1997
Mialik, Larry, TE, Wisconsin 1976
Micho, Bob, TE, Texas 1984
Mickell, Darren, DE, Florida 2000
Mickles, Joe, RB, Mississippi 1990
Middleton, Frank, RB, Florida A&M 1987
Middleton, Rick, LB, Ohio State 1976-78
Middleton, Ron, TE, Auburn 1995
Mikolajewski, Pete, QB, Kent State 1969
Milburn, Glyn, RB, Stanford 2001
Milinichik, Joe, G, North Carolina State .. 1993-94
Milks, John, LB, San Diego State 1966
Miller, Anthony, WR, Tennessee 1988-93
Miller, Brett, DT, Iowa 1989
Miller, Doug, LB, South Dakota State 1993-94
Miller, Kyle, TE, Mount Union 2015
Miller, Les, DE, Fort Hays State ..... 1987-90, '94
Miller, Pat, LB, Florida 1987-88
Miller, Paul, DT, Louisiana State 1962
Milligan, Hank, S, Houston 2004-05
Mills, Jeff, LB, Nebraska 1990
Mills, Jim, G/T, Idaho 1996-97
Mims, Chris, DE, Tennessee ..... 1992-96, '98-99
Mitchell, Ed, G, Southern University 1965-67
Mitchell, Lydell, RB, Penn State 1978-79
Mitchell, Shannon, TE, Georgia 1994-97
Mitinger, Bob, LB, Penn State ..... 1962-66, '68
Mix, Ron, T, Southern California 1960-69
Moffett, Tim, WR, Mississippi 1987
Mohring, Michael, DT, Pittsburgh 1997-01
Mojsiejenko, Ralf, P/K, Michigan State ... 1985-88
Molden, Alex, CB, Oregon 2001-02
Molk, David, C, Michigan 2012
Moll, Tony, G/T, Nevada 2011
Montgomery, Mike, RB, Kansas State 1971
Montreuil, Mark, CB, Concordia (Quebec) 1995-97
Mooney, Mike, T, Georgia Tech 1993
Moore, Brandon, LB, Oklahoma 2010
Moore, Fred, DT, Memphis 1964-66
Moore, Mack, DE, Texas A&M 1986
Moreno, Moses, QB, Colorado State 1999-00
Moreno, Zeke, LB, Southern California ... 2001-04
Morris, Mercury, RB, West Texas State 1976
Morris, Wayne, RB, Southern Methodist 1984
Moss, Roland, TE, Toledo 1970
Moten, Eric, G/T, Michigan State .. 1991-93, '95-96
Mouton, Jonas, LB, Michigan 2012
Mruczkowski, Scott, C, Bowling Green ... 2005-11
Muhammad, Calvin, WR, Texas Southern ... 1987
Muncie, Chuck, RB, California 1980-84
Munson, Bill, QB, Utah State 1977
Murphy, Kevin, LB, Oklahoma 1992
Myrtle, Chip, LB, Maryland 1974

N

Naanee, Legedu, WR/TE, Boise State 2007-10
Ndukwe, Ikechuku, G/T, Northwestern 2011
Neal, Lorenzo, FB, Fresno State 2003-07
Neill, Ryan, LS, Rutgers 2010
Nelson, Darrin, RB, Stanford 1989-90
Nelson, Derrie, LB, Nebraska 1983-86
Nelson, Kyle, LS, New Mexico State 2012
Nelson, Reggie, G/T, McNeese State 1999
Nery, Ron, DE, Kansas State 1960-62
Neuheisel, Rick, QB, UCLA 1987
Newberry, Jeremy, C, California 2008
Newell, Steve, WR, Long Beach State 1967
Nix, Doyle, CB, Southern Methodist 1960
Norman, Dennis, C, Princeton 2009
Norman, Josh, TE, Oklahoma 2002-03
Norman, Pettis, TE, Johnson Smith 1971-73
Norris, Trusse, WR, UCLA 1960
Norton, Don, WR, Iowa 1960-66
Novak, Nick, K, Maryland ..... 2011-14, '17
Nowak, Gary, T, Michigan State 1971
Nwagbuo, Ogemdi, DE, Michigan State .. 2009-11

O

O'Bard, Ronnie, CB, Brigham Young 1985
Oben, Roman, T, Louisville 2004-07
Obiozor, Cyril, LB, Texas A&M 2010
Ohrnberger, Rich, C/G, Penn State 2013-14
Okanlawon, Tony, CB, Maryland 2003
Okung, Russell, T, Oklahoma State 2017
Ola, Michael, T, Hampton ..... 2015, '17
Olander, Cliff, QB, New Mexico State 1977-79
Olivea, Shane, G, Ohio State 2004-07
Oliver, Branden, RB, Buffalo ..... 2014-15, '17
Oliver, Paul, S, Georgia 2008-11
Olshansky, Igor, DE, Oregon 2004-08
O'Neal, Leslie, DE, Oklahoma State ... 1986, '88-95
Onwualu, James, LB, Notre Dame 2017
Orlando, Bo, FS, West Virginia 1995
Orr, Terry, HB, Texas 1990
Osby, Vince, LB, Illinois 1984-85
Osgood, Kassim, WR, San Diego State ... 2003-09
Owens, Artie, WR, West Virginia 1976-79
Owens, Joe, DE, Alcorn State 1970
Owens, Terry, T, Jacksonville State 1966-75

P

Page, Solomon, T, West Virginia 2003
Palepoi, Tenny, DT, Utah ..... 2014, '16-17
Park, Ernie, G, McMurry 1963-65
Parker, Andy, TE, Utah 1989
Parker, Eric, WR, Tennessee 2002-06
Parker, Vaughn, T, UCLA 1994-03
Parks, Billy, WR, Long Beach State 1971
Parrella, John, DT, Nebraska 1994-01
Parris, Gary, TE, Florida State 1973-74
Partee, Dennis, K, Southern Methodist .. 1968-75
Partridge, Rick, P, Utah 1980
Patrick, Johnny, CB, Louisville 2013
Patten, Joel, T, Duke 1989-90
Patterson, Elvis, CB, Kansas 1987-89
Pattillo, Darrell, CB/S, Long Beach State 1983
Paul, Harold, T, Oklahoma 1974
Peelle, Justin, TE, Oregon 2002-05
Pegram, Erric, RB, North Texas 1997
Penn, Chris, WR, Tulsa 1999
Perretta, Ralph, G, Purdue 1975-80
Perry, Jason, S, North Carolina State 1999-01
Perry, Joshua, ILB, Ohio State 2016
Perry, Scott, CB, Williams (Mass.) 1980
Perryman, Denzel, ILB, Miami (Fla.) 2015-17
Peters, Volney, DT, Southern California 1960
Petrich, Bob, DE, West Texas State 1963-66
Pettitt, Duane, DE, San Diego State 1987
Philcox, Todd, QB, Syracuse 1997
Phillips, Adrian, S, Texas 2014-17
Phillips, Irvin, CB, Arkansas Tech 1981
Phillips, Joe, DE, Southern Methodist ... 1987-91
Phillips, John, TE, Virginia 2013-15
Phillips, Shaun, LB, Purdue 2004-12
Philon, Darius, DE, Arkansas 2015-17
Pinnock, Andrew, FB, South Carolina 2003-07
Pippens, Jerrell, S, Nebraska 2004-05
Plummer, Gary, ILB, California 1986-93
Plump, Dave, WR, Fresno State 1966
Plunkett, Sherman, T, Md. - Eastern Shore 1961-62
Polk, Carlos, LB, Nebraska ..... 2001-04, '06-07
Pollard, Robert, DE, Texas Christian 2004
Pope, Marquez, DB, Fresno State 1992-93
Porter, Jack, C, Oklahoma 1971
Post, Dick, RB, Houston 1967-70
Powell, Jeff, RB, Tennessee 1987
Preston, Ray, LB, Syracuse 1976-84
Price, Marcus, T, Louisiana State 1997-98
Price, Shawn, DT, Pacific 2002
Price, Stacy, LB, Arkansas State 1987
Pringley, Mike, DE, North Carolina 2000
Print, Bob, LB, Dayton 1967-68
Prokop, Joe, P, Cal Poly - Pomona 1987
Protz, Jack, LB, Syracuse 1970
Pullard, Hayes, LB, Southern California 2017
Pulley, Spencer, C/G, Vanderbilt 2016-17
Pupunu, Alfred, TE/HB, Weber State .. 1992-97, '99

Q

Queen, Jeff, RB, Morgan State 1969-71

R

Raab, Marc, C, Southern California 1998
Rachal, Latorio, WR, Fresno State 1997-98
Ray, Eddie, RB, Louisiana State 1971
Raymer, Cory, C, Wisconsin 2002-03
Rayner, Dave, K, Michigan State 2007
Redden, Barry, RB, Richmond 1987-88
Reddick, Kevin, ILB, North Carolina 2014
Redman, Rick, LB, Washington 1965-73
Reed, Robert, WR, Lambuth 1999
Reed, Trovon, CB, Auburn 2016
Reese, Don, DE, Jackson State 1981
Reeves, John, LB, Purdue 1999-00
Reeves, Walter, TE, Auburn 1996
Reid, Caraun, DT, Princeton 2016
Remmers, Mike, T, Oregon State 2013
Rentz, Larry, CB, Florida 1969
Reveiz, Fuad, K, Tennessee 1990
Reyes, Kendall, DE, Connecticut 2012-15
Ricardo, Benny, K, San Diego State 1984
Rice, Andy, DT, Texas Southern 1970-71
Rice, Floyd, LB, Alcorn State 1973-75
Richard, Stanley, FS, Texas 1991-94
Richards, Dave, T, UCLA 1988-92
Richey, Wade, K, Louisiana State 2001-02
Ricks, Mikhael, TE, Stephen F. Austin 1998-00
Ridge, Houston, DT, San Diego State 1966-69
Rinehart, Chad, G, Northern Iowa 2013-14
Rivers, Philip, QB, North Carolina State .. 2004-17
Roberson, Bo, WR, Cornell 1961
Roberts, George, P, Virginia Tech 1981
Robinson, Adrian, OLB, Temple 2013
Robinson, Derreck, DE, Iowa 2005-06
Robinson, Fred, DE, Miami (Fla.) 1984-86
Robinson, Gerald, DE, Auburn 1989-90
Robinson, Jerry, WR, Grambling 1962-64
Robinson, Patrick, CB, Florida State 2015
Robinson, Trevor, C, Notre Dame 2014-15
Roche, Brian, TE, San Jose State 1996-97
Rochell, Isaac, DE, Notre Dame 2017
Rockford, Jim, CB, Oklahoma 1985
Rodenhauser, Mark, C, Illinois State 1990-91
Rodgers, Johnny, WR/RB, Nebraska 1977-78
Rogers, Don, C, South Carolina 1960-64
Rogers, Mel, LB, Florida A&M ..... 1971, '73-74
Rogers, Sam, LB, Colorado 2001
Rolling, Henry, LB, Nevada 1990-92
Rome, Tag, WR, Louisiana - Monroe 1987
Romes, Charles, CB, North Carolina Central .. 1987
Rosado, Dan, G, Northern Illinois 1987-88
Rosario, Dante, TE, Oregon 2012
Rose, Nick, K, Texas 2017
Ross, Brandian, S, Youngstown State 2015
Ross, Kevin, S, Temple 1996
Ross, Micah, WR, Jacksonville 2003-04
Rossovich, Tim, LB, Southern California .. 1972-73
Rote, Tobin, QB, Rice 1963-64
Roundtree, Raleigh, T, South Carolina State 1998-01
Rouse, Curtis, G, Tennessee - Chattanooga .. 1987
Rowe, Dave, DT, Penn State 1974-75
Royal, Eddie, WR, Virginia Tech 2012-14
Ruff, Orlando, LB, Furman 1999-02
Runyan, John, T, Michigan 2009
Rush, Bob, C, Memphis ..... 1977, '79-82
Rusk, Reggie, S, Kentucky 1999-00
Russell, Brooker, RB, Texas State 1980
Russell, Leonard, RB, Arizona State 1996

S

Salave'a, Joe, DT, Arizona 2003
Salisbury, Sean, QB, Southern California 1996
Salter, Bryant, S, Pittsburgh 1971-73
Samuels, Chris, RB, Texas 1991
Sanchez, Davis, CB, Oregon 2001-02
Sanders, Bob, S, Iowa 2011
Sapp, Patrick, LB, Clemson 1996-97
Sartin, Martin, RB, Long Beach State 1987
Sartin, Dan, C, Mississippi 1969
Sasa, Don, DT, Washington State 1995-96
Savage, Tony, NT, Washington State ..... 1990, '92
Sayers, Ron, RB, Nebraska - Omaha 1969
Scafe, Damik, DE, Boston College 2012
Scales, Dwight, WR, Grambling 1981-83
Scarber, Sam, RB, New Mexico 1975-76
Scarpitto, Bob, DB, Notre Dame 1961
Schilling, Stephen, T, Michigan 2011-13
Schleicher, Maury, DE, Penn State 1960-62
Schmedding, Jim, G, Weber State 1968-70
Schmidt, Henry, DT, Trinity 1961-64
Schofield, Michael, T, Michigan 2017
Schwedes, Scott, WR, Syracuse 1990
Scifres, Mike, P, Western Illinois 2003-15
Scott, Kevin, RB, Stanford 1988
Scott, DeQuincy, DT, Southern Mississippi 2002-05
Scott, Ian, DT, Florida 2008-09
Seale, Sam, CB, Western State 1988-91
Searcey, Bill, G, Alabama 1985

Sears, Jimmy, S, Southern California 1960
Seau, Junior, LB, Southern California 1990-02
Seay, Mark, WR, Long Beach State 1993-95
Selawski, Gene, T, Purdue 1961
Selmon, Dewey, MLB, Oklahoma 1982
Shaw, Bobby, WR, California 2004
Shaw, Pete, S, Northwestern 1977-81
Shaw, Terrance, CB, Stephen F. Austin ... 1995-99
Shea, Pat, G, Southern California 1962-65
Shelton, Anthony, CB, Tennessee State .. 1990-91
Shelton, L.J., T, Eastern Michigan 2008
Shields, Billy, T, Georgia Tech 1975-83
Sienkiewicz, Troy, G, New Mexico State .. 1995-98
Sievers, Eric, TE, Maryland 1981-88
Siler, Brandon, LB, Florida 2007-10
Simien, Tracy, LB, Texas Christian 1999
Simmons, King, S, Texas Tech 1987
Simmons, Tony, DE, Tennessee .....1985, '87
Simpson, Antoine, DT, Houston..... 2000
Sims, Wes, G, Oklahoma 2005
Singleton, Ron, T, Grambling..... 1976
Sirles, Jeremiah, G/T, Nebraska..... 2014
Skow, Jim, DE, Nebraska 1992
Slater, Mark, C, Minnesota..... 1978
Slaughter, Webster, WR, San Diego State ... 1998
Slauson, Matt, C, Nebraska 2016-17
Slovacek, Emil, T, Stephen F. Austin 1987
Smith, Billy Ray, LB, Arkansas 1983-92
Smith, Charlie, RB, Utah..... 1975
Smith, Dave, RB, Utah..... 1970
Smith, Derek, LB, Arizona State 2008
Smith, Dreamius, RB, West Virginia 2015
Smith, Elliot, CB, Alcorn State 1989
Smith, Johnny Ray, CB, Lamar..... 1984
Smith, Lucious, CB, Cal State Fullerton... 1984-85
Smith, Neil, DE, Nebraska 2000
Smith, Ron, S, Wisconsin 1973
Smith, Ron, WR, San Diego State 1980-81
Smith, Russ, RB, Miami (Fla.)..... 1967-70
Smith, Sherman, RB, Miami (Oh.)..... 1983
Smith, Willie, T, East Carolina 2013-14
Smoot, Raymond, G, Louisiana State 1993
Snipes, Angelo, OLB, West Georgia..... 1986-87
Snowden, Cal, DE, Indiana..... 1972-73
Speights, Dick, DB, Wyoming 1968
Spencer, Jimmy, CB, Florida 1998-99
Spencer, Tim, RB, Ohio State 1985-90
Spencer, Todd, RB, Southern California 1987
Sperry, Kory, TE, Colorado State..... 2010-11
Spikes, Takeo, LB, Auburn 2011-12
Spillman, Chris, FS, Marshall..... 2009-10
Sproles, Darren, RB/KR, Kansas St....2005, '07-10
Spurlock, Michael, WR/KR, Mississippi..... 2012
Square, Damion, DT, Alabama..... 2015-17
Stadnik, John, C, Western Illinois..... 1987
Staggs, Jeff, LB, San Diego State.....1966-71, '74
Stanley, Walter, WR, Mesa State 1992
Steels, Anthony, RB, Nebraska.....1985, '87
Stein, Bob, LB, Minnesota 1975
Stephens, Tremayne, RB, NC State 1998-99
Stephenson, Kay, QB, Florida 1967
Stewart, Wayne, TE, California..... 1974
Still, Bryan, WR, Virginia Tech 1996-99
Stingert, Hal, CB, Hawaii 1975-80
Stoltenberg, Bryan, C, Colorado 1996
Stratton, Mike, LB, Tennessee 1973
Strickland, Donald, CB, Colorado..... 2010
Strozier, Wilbur, TE, Georgia 1988
Strozier, Art, TE, Kansas State..... 1970-71
Stuckey, Darrell, S, Kansas..... 2010-16
Sullivan, John, SS, California..... 1986
Sullivan, Kent, P, Cal Lutheran..... 1993
Swayne, Harry, T, Rutgers..... 1991-96
Sweeney, Walt, G, Syracuse..... 1963-73
Sweet, Joe, WR, Tennessee State 1975
Swift, Michael, CB, Austin Peay 1997
Sykes, John, RB, Morgan State 1972

T

Tanner, John, LB, Tennessee Tech..... 1971
Tanuvasa, Maa, DT, Hawaii..... 2001
Tate, Frank, LB, North Carolina Central..... 1975
Taylor, Aaron, OL, Notre Dame..... 1998-99
Taylor, Brandon, S, Louisiana State..... 2012
Taylor, Jesse, RB, Cincinnati..... 1972
Taylor, Johnny, LB, Hawaii 1987
Taylor, Ken, CB, Oregon State 1986
Taylor, Kitrick, WR, Washington State.... 1990-91
Taylor, Sammie, WR, Grambling 1965
Taylor, Shannon, LB, Virginia..... 2000
Teal, Quinton, S, Coastal Carolina 2010
Teerlinck, John, DT, Western Illinois..... 1974-75
Tensi, Steve, QB, Florida State 1965-66
Te'o, Manti, ILB, Notre Dame 2013-16
Terry, Adam, T, Syracuse 2010
Tevi, Sam, T, Utah 2017
Thaxton, James, TE, Tennessee State 1973-74
Thaxton, Garland, LB, Wyoming 1991
Thelwell, Ryan, WR, Minnesota..... 1998
Thigpen, Yancey, WR, Winston-Salem 1991
Thomas, Bob, K, Notre Dame..... 1985
Thomas, Bob, RB, Arizona State..... 1973-74
Thomas, Cam, DT, North Carolina 2010-13
Thomas, Jesse, S, Michigan State 1960
Thomas, Jewerl, RB, San Jose State 1984
Thomas, John, CB, Baylor..... 1989
Thomas, Lee, DE, Jackson State..... 1971-72
Thomas, Mike, RB, Nevada - Las Vegas... 1979-80
Thompson, Aundra, WR, Texas A&M - Commerce1981
Thompson, Broderick, T, Kansas 1987-92
Thompson, Tommy, RB, Southern Illinois ... 1974
Thornton, George, DT, Alabama..... 1991-92
Thrift, Cliff, LB, East Central Oklahoma ... 1979-84
Tipton, Dave, DE, Stanford 1974-75
Tolbert, Jim, S, Lincoln .....1966-71, '76
Tolbert, Mike, FB, Coastal Carolina 2008-11
Tolliver, Billy Joe, QB, Texas Tech 1989-90
Tomlinson, LaDainian, RB, Texas Christian 2001-09
Toomer, Korey, ILB, Idaho 2016-17
Toth, Tom, T, Western Michigan 1990
Tovar, Steve, LB, Ohio State .....1998, '00
Trapp, Richard, WR, Florida 1969
Travenio, Herb, K, Texas College 1964-65
Travis, John, RB, San Jose State..... 1966
Troutman, Johnnie, G, Penn State..... 2013-14
Tucker, Jyles, LB, Wake Forest..... 2007-10
Tuckett, Phil, WR, Weber State..... 1968
Tuinei, Van, DE, Arizona 1997
Tuipulotu, Peter, RB, Brigham Young..... 1992
Turner, John, S, Miami (Fla.) 1984
Turner, Michael, RB, Northern Illinois.... 2004-07
Turner, Nate, WR, Nevada - Las Vegas..... 2001
Turner, Scott, CB, Illinois 1998-01
Tuthill, James, K, Cal Poly - SLO..... 2002
Tyler, Maurice, S, Morgan State..... 1975

U

Umphrey, Rich, G, Colorado..... 1985
Unitas, Johnny, QB, Louisville..... 1973
Unrein, Mitch, DT, Wyoming 2015
Urein, Terry, NT, Colorado State..... 1986-87
Usher, Darryl, WR/KR, Illinois 1989

V

Vaa Raaphorst, Dick, K, Ohio State 1966-67
Van Buren, Courtney, T, Ark - Pine Bluff .. 2003-04
Vanhorse, Sean, CB, Howard 1992-94
Vanover, Tamarick, WR, Florida State 2002
Vasquez, Louis, G, Texas Tech..... 2009-12
Vaughn, Cassius, CB, Mississippi 2015
Verrett, Jason, CB, Texas Christian 2014-17
Vertefeuille, Brian, G, Idaho..... 1974
Vlasic, Mark, QB, Iowa.....1987-88, '90
Volek, Billy, QB, Fresno State.....2006-07, '09-11

W

Wagner, Bryan, P, Cal State - Northridge 1994
Walczak, Mark, TE, Arizona.....1989, '91
Walker, Derrick, TE, Michigan 1990-93
Walker, Jeff, G, Memphis..... 1986
Walker, Reggie, ILB, Kansas State..... 2013-14
Walker, Wayne, WR, Texas Tech..... 1989
Wallace, C.J., S, Washington 2011
Wallace, Henry, CB, Pacific..... 1960
Waller, Ron, RB, Maryland..... 1960
Walters, Bryan, WR/KR, Cornell..... 2011
Walters, Danny, CB, Arkansas 1983-87
Walton, J.D., C, Baylor 2015
Ware, Tim, WR, Southern California 1986-87
Warren, Jim, DB, Illinois..... 1964-65
Washington, Joe, RB, Oklahoma..... 1976-77
Washington, Kelley, WR, Tennessee..... 2010
Washington, Russ, T, Missouri..... 1968-82
Waters, Anthony, LB, Clemson..... 2008
Watkins, Pat, S, Florida State 2010
Watt, Chris, C, Notre Dame..... 2014-15
Watt, Derek, FB, Wisconsin 2016-17
Watts, Ted, S, Texas Tech..... 1987
Webb, Jimmy, DT, Mississippi State..... 1981
Weddle, Eric, S, Utah..... 2007-15
Welker, Wes, WR, Texas Tech..... 2004
Wells, Reggie, T, Clarion..... 2012
Wells, Robert, T, Johnson Smith 1968-70
Wenzel, Ralph, G, San Diego State 1972-73
Wersching, Ray, K, California..... 1973-76
West, Jeff, P, Cincinnati 1976-79
Westmoreland, Dick, CB, NC A&T 1963-65
Whalen, Griff, WR, Stanford..... 2016
Wheeler, Dwight, G, Tennessee State..... 1987
Whelihan, Craig, QB, Pacific..... 1995-98
White, Andre, TE, Florida A&M..... 1968
White, Ed, G, California..... 1978-85
White, Jim, DE, Colorado State 1976
White, Lee, RB, Weber State 1972
White, Ray, LB, Syracuse..... 1971-72
White, Reggie, DT, North Carolina A&T... 1992-94
Whitehead, Bud, S, Florida State..... 1961-68
Whitehurst, Charlie, QB, Clemson.....2006, '13
Whitley, Curtis, C, Clemson 1992-94
Whitman, Josh, TE, Illinois..... 2001
Whitmyer, Nat, CB, Washington 1966
Whittaker, Fozzy, RB, Texas 2013
Wiggins, Kenny, G/T, Fresno State 2014-17
Wilcher, Mike, LB, North Carolina..... 1991
Wiley, Marcellus, DE, Columbia..... 2001-03
Wilhelm, Matt, LB, Ohio State 2003-08
Wilkerson, Doug, G, NC Central..... 1971-84
Williams, Al, WR, Nevada..... 1987
Williams, Andre, RB, Boston College 2016-17
Williams, Clarence, RB, South Carolina .. 1977-81
Williams, Dave, WR, Washington 1972-73
Williams, Demorrio, LB, Nebraska..... 2012
Williams, Eric, LB, Southern California 1984
Williams, Gerome, S, Houston..... 1997-98
Williams, Henry, CB, San Diego State..... 1983
Williams, Jamaal, DT, Oklahoma State... 1998-09
Williams, Jeff, T, Rhode Island..... 1981
Williams, Jerrol, OLB, Purdue 1993
Williams, Lee, DE, Bethune - Cookman... 1984-90
Williams, Lester, NT, Miami (Fla.) 1986
Williams, Mike, WR, Clemson 2017
Williams, Mike, CB, Louisiana State 1975-82
Williams, Sam, S, California..... 1974-75
Williams, Sammy, T, Oklahoma..... 2002
Williams, Steve, CB, California..... 2014-16
Williams, Tom, DT, California - Davis..... 1970-71
Williams, Tourek, OLB, FIU.....2013-14, '16
Williams, Trevor, CB, Penn State 2016-17
Williams, Tyrell, WR, Western Oregon ... 2015-17
Wilson, Earl, DE, Kentucky 1985-87
Wilson, Jerry, S, Southern University 2002-05
Wilson, Jimmy, S, Montana..... 2015
Wilson, Karl, DE, Louisiana State..... 1987-88
Wilson, Kion, LB, South Florida..... 2010
Wilson, Kris, TE, Pittsburgh 2008-10
Wilson, Walter, WR, East Carolina..... 1990
Windt, Mike, C, Cincinnati 2010-17
Winslow, Kellen, TE, Missouri 1979-87
Winter, Blaise, DE, Syracuse.....1986-87, '92-94
Withrow, Cal, C, Kentucky 1970
Withrow, Cory, C, Washington State 2006-07
Wojcik, Greg, DT, Southern California.1972-73, '75
Womble, Royce, FL, North Texas 1960
Wood, Dick, QB, Auburn..... 1962
Wood, Mike, K, Southeast Missouri State. 1979-80
Woodard, Ken, LB, Tuskegee 1988-89
Woodcock, John, DE, Hawaii 1981-82
Woodhead, Danny, RB, Chadron State ... 2013-16
Woods, Don, RB, New Mexico 1974-80
Wright, Ernie, T, Ohio State 1960-67
Wright, Shareece, CB, Southern California 2011-14
Wyatt, Kevin, CB, Arkansas..... 1986
Wynn, Jarius, DE, Georgia 2013

Y

Young, Andre, S, Louisiana Tech 1982-84
Young, Duane, TE, Michigan State 1991-95
Young, Glen, LB, Syracuse 1995-96
Young, Lonnie, S, Michigan State 1994
Young, Rickey, RB, Jackson State 1975-77
Young, Wilbur, DE, William Penn 1978-82

Z

Zachary, Ken, RB, Oklahoma State 1987
Zandofsky, Mike, G, Washington..... 1990-93
Zeman, Bob, S, Wisconsin .....1960-61, '65-66

ALL-TIME COLLEGES

Abilene Christian	3
Akron	1
Alabama	9
Alabama - Birmingham	1
Albany	1
Alcorn State	4
American International (Mass.)	1
Appalachian State	1
Arizona	12
Arizona State	14
Arkansas	15
Arkansas - Pine Bluff	3
Arkansas State	3
Arkansas Tech	1
Auburn	21
Austin Peay	1
Baylor	8
Bethune - Cookman	2
Bloomsburg (Pa.)	1
Boise State	2
Boston College	9
Boston University	2
Bowling Green	2
Brigham Young	7
Buffalo	2
Cal Lutheran	2
Cal Poly - Pomona	2
Cal Poly - San Luis Obispo	2
Cal State - Los Angeles	3
Cal State - Northridge	1
Cal State - Sacramento	1
Cal State Fullerton	2
California	21
California - Davis	4
Cathage	1
Central Florida	2
Central Florida CC	1
Central Michigan	2
Chadron State	1
Cincinnati	6
Citadel	2
Clarion	1
Clark (Ga.)	1
Clemson	14
Coastal Carolina	2
Colgate	1
Colorado	10
Colorado State	8
Columbia	2
Compton JC	1
Concordia	1
Connecticut	4
Cornell	2
Dartmouth	1
Dayton	2
Drake	1
Duke	3
East Carolina	2
East Central Oklahoma	1
Eastern Kentucky	2
Eastern Michigan	1
Eastern Washington	2
Fayetteville State	1
Florida	12
Florida A&M	5
Florida International	2
Florida State	18
Fort Hays State	1
Fresno State	16
Furman	1
Georgia	10
Georgia Southern	1
Georgia Tech	9
Grambling	13
Hampton	2
Hawaii	9
Heidelberg	1
Henderson State	2
Hofstra	1
Houston	9
Howard	1
Idaho	5
Idaho State	1
Illinois	11
Illinois State	1
Indiana	7
Indiana (Pa.)	1
Indiana State	2
Iowa	13
Iowa State	5
Jackson State	7
Jacksonville	1
Jacksonville State	2
Johnson Smith	3
Kansas	10
Kansas State	12
Kent State	3
Kentucky	7
Lakeland	1
Lamar	1
Lambuth	1
Lane (Tenn.)	1
Liberty	1
Lincoln	1
Lindenwood	1
Livingston (Ala.)	1
Long Beach State	10
Lousiana - Lafayette	1
Lousiana - Monroe	1
Lousiana State	19
Lousiana Tech	3
Louisville	4
Maine	1
Marshall	4
Maryland	10
Maryland - Eastern Shore	1
McMurry	1
McNeese State	3
Memphis	9
Mesa State	2
Miami (Fla.)	14
Miami (Oh.)	4
Michigan	11
Michigan State	15
Millersville (Pa.)	1
Minnesota	7
Mississippi	12
Mississippi State	6
Mississippi Valley	1
Missouri	7
Montana	1
Montana State	2
Mount Union	1
Mt. San Antonio	1
Navy	1
Nebraska	19
Nebraska - Omaha	3
Nevada	4
Nevada - Las Vegas	7
New Hampshire	2
New Haven	2
New Mexico	4
New Mexico State	7
Norfolk State	4
North Alabama	1
North Carolina	14
North Carolina A&T	5
North Carolina Central	4
North Carolina State	10
North Central Illinois	1
North Dakota State	2
North Texas	3
Northeast Louisiana	3
Northern Arizona	2
Northern Illinois	3
Nothern Iowa	2
Northwestern	5
Northwestern Oklahoma State	1
Notre Dame	16
Occidental	2
Ohio State	19
Oklahoma	16
Oklahoma State	11
Oregon	10
Oregon State	7
Oregon Tech	1
Pacific	4
Penn Military	1
Penn State	15
Pittsburgh	8
Portland State	2
Princeton	2
Purdue	13
Rhode Island	1
Rice	3
Richmond	3
Robert Morris	1
Rutgers	3
Saginaw Valley State	1
Sam Houston State	1
San Diego State	37
San Francisco State	1
San Jose State	9
Santa Clara	1
SE Louisiana	2
Sonoma State	1
South Carolina	9
South Carolina State	4
South Dakota State	3
South Florida	2
Southeast Missouri State	1
Southern California	39
Southern Connecticut State	1
Southern Illinois	2
Southern Methodist	7
Southern Mississippi	3
Southern University	5
Southern Utah	1
Southwestern Louisiana	1
Stanford	12
Stephen F. Austin	3
SW Texas State	2
Syracuse	18
Temple	4
Tennessee	19
Tennessee - Chattanooga	2
Tennessee - Martin	1
Tennessee State	7
Tennessee Tech	1
Texas	11
Texas - El Paso	3
Texas A&M	13
Texas A&M - Commerce	1
Texas A&M - Kingsville	3
Texas Christian	9
Texas College	1
Texas Southern	5
Texas State	2
Texas Tech	9
Toledo	1
Trinity	1
Troy	2
Tulane	2
Tulsa	4
Tuskegee	2
UCLA	14
US International	1
Utah	9
Utah State	5
Vanderbilt	4
Villanova	2
Virginia	9
Virginia Tech	7
Virginia Union	1
Wake Forest	3
Washington	16
Washington State	12
Weber State	6
West Chester	1
West Georgia	1
West Texas A&M	1
West Texas State	2
West Virginia	4
Western Illinois	4
Western Kentucky	1
Western Michigan	2
Western Ontario	1
Western Oregon	1
Western State	2
Wichita State	2
Williams & Mary	4
William Penn	1
Williams (Mass.)	1
Winston-Salem	4
Wisconsin	15
Wyoming	8
Youngstown State	2

ALL-TIME NUMERICAL ROSTER

* wore more than one number during career

1 Ricardo, Benny, K (1984)
1 Sullivan, Kent, P (1993)
1 McBriar, Mat (2014)
2 Mojsiejenko, Ralf, P-K (1985-88)
2 Bennett, Darren, P (1995-03)
2 Lambo, Josh, K (2015-16)
3 Agajanian, Ben, K (1960-61, 1964)
3 Bahr, Chris, K (1989)
3 Carney, John, K (1990-00)
3 Brown, Kris, K (2010)
4 Roberts, George, P (1981)
4 Gaffney, Jeff, K (1987)
4 Harbaugh, Jim, QB (1999-00)
5 Colbert, Lewis, P (1989)
5 Whelihan, Craig, QB (1995-98)
5 Richey, Wade, K (2001-02)
5 Scifres, Mike, P (2003-15)
5 Coons, Travis, K (2017)
6 Werschingo, Ray, K (1976)*
6 Benirschke, Rolf, K (1977-86)
6 DeLine, Steve, K (1988)
6 Turner, Nate, WR (2001)
6 Whitehurst, Charlie, QB (2006, '13)
6 Rose, Nick, K (2017)
7 Carter, Virgil, QB (1975)
7 Bell, Eddie, WR (1976)
7 Buford, Maury, P (1982-84)
7 Mathison, Bruce, QB (1983-84, 86)
7 Neuheisel, Rick, QB (1987)
7 Reveiz, Fuad, K (1990)
7 Davis, Greg, K (1997)
7 Flutie, Doug, QB (2001-04)
7 Volek, Billy, QB (2006-07, 09-11)
8 West, Jeff, P (1979)*
8 Prokop, Joe, P (1987)
8 Ilesic, Hank, P (1989)
8 Salisbury, Sean, QB (1996)
8 Weldon, Casey, QB (1997)
8 Christie, Steve, K (2001-03)
8 Kaser, Drew, P (2016-17)
9 Gerela, Roy, K (1979)
9 Herrmann, Mark, QB (1985-87)
9 McMahon, Jim, QB (1989)
9 Wagner, Bryan, P (1994)
9 Brees, Drew, QB (2001-05)
9 Novak, Nick, K (2011-14, '17)
9 Koo, Younghoe, K (2017)
10 McClard, Bill, K (1972)
10 Douglass, Bobby, QB (1975)
10 Hoopes, Mitch, P (1976)
10 Olander, Cliff, QB (1977-79)
10 Kelley, Mike, QB (1987)
10 Abbott, Vince, K (1987-88)
10 Kidd, John, P (1990-94)
10 Kaeding, Nate, K (2004-12)
10 Hawkins, Lavelle, WR (2013)
10 Clemens, Kellen, QB (2014-17)
11 Luther, Ed, QB (1980-84)
11 Tolliver, Billy Joe, QB (1989-90)
11 Brohm, Jeff, QB (1994)
11 Everett, Jim, QB (1997)
11 Ross, Micah, WR (2003-04)
11 Naanee, Legedu, TE-WR (2008-10)*
11 Royal, Eddie, WR (2012-14)
11 Johnson, Stevie, WR (2015)
11 Davis, Geremy, WR (2017)*
12 Harris, James, QB (1977-81)
12 Dufek, Joe, QB (1985)
12 Laufenberg, Babe, QB (1985, 1988)
12 Flick, Tom, QB (1986)
12 Humphries, Stan, QB (1992-97)
12 Kramer, Erik, QB (1999)
12 Crayton, Patrick, WR (2010-11)
12 Meachem, Robert, WR (2012)
12 Jones, Jacoby, WR-KR (2015)
12 Benjamin, Travis, WR-KR (2016-17)
13 Tensi, Steve, QB (1965-66)
13 Clark, Wayne, QB (1970-73)
13 Horn, Don, QB (1974)
13 Vlasic, Mark, QB (1987-88, 90)
13 Brennan, Brian, WR (1992)
13 Gilbert, Gale, QB (1994-95)
13 Moreno, Moses, QB (1999-00)
13 Floyd, Malcom, WR (2004)*
13 Walters, Bryan, WR (2011)
13 Ajirotutu, Seyi, WR (2012)*
13 Allen, Keenan, WR (2013-17)
14 Domres, Marty, QB (1969-71)
14 Fouts, Dan, QB (1973-87)
15 Kemp, Jack, QB (1960-62)
15 Breaux, Don, QB (1964-65)
15 Henning, Dan, QB (1966)
15 Brittenum, Jon, QB (1968)
15 Mikolajewski, Pete, QB (1969)
15 Mercer, Mike, K (1970)
15 Werschingo, Ray, K (1973-75)*
15 Fritsch, Toni, K (1976)
15 Archer, David, QB (1989)
15 Philcox, Todd, QB (1997)
15 Goodman, Richard, WR (2010-12)
15 Inman, Dontrelle (2014-16)
16 Keckin, Val, QB (1962)
16 Longley, Clint, QB (1976)
16 Wood, Mike, K (1979-80)
16 Thomas, Bob, K (1985)
16 Malone, Mark, QB (1988)
16 Gagliano, Bob, QB (1991-92)
16 Leaf, Ryan, QB (1998-00)
16 Rayner, Dave, K (2007)
16 Banks, Gary, WR (2010)
16 Seyi Ajirotutu, WR (2013-14)*
16 Williams, Tyrell, WR (2015-16)
17 Laraba, Bob, QB-LB (1960-61)
17 Enis, Hunter, QB (1961)
17 Greene, Tom, QB (1961)
17 Wood, Dick, QB (1962)
17 Freitas, Jesse, QB (1974-75)
17 Partridge, Rick, P (1980)
17 Friesz, John, QB (1990-91, 93)
17 Tuthill, James, K (2002)
17 Rivers, Philip, QB (2004-17)
18 Rote, Tobin, QB (1963-64)
18 Stephenson, Kay, QB (1967)
18 Joiner, Charlie, WR (1976-86)
19 Clatterbuck, Bobby, QB (1960)
19 Alworth, Lance, FL (1963-70)*
19 Unitas, Johnny, QB (1973)
19 Jeffrey, Neal, QB (1976)
19 Munson, Bill, QB (1977)
20 Ford, Fred, RB (1960)
20 Thomas, Jesse, S (1960)
20 McDougall, Gerry, RB (1962-64, 68)
20 Farr, Miller, CB (1965-66)
20 Smith, Russ, RB (1967-70)
20 Garrett, Mike, RB (1970-73)
20 Rodgers, Johnny, WR-RB (1977-78)
20 Henderson, Reuben, CB (1983-84)
20 Davis, Wayne, CB (1985-86)
20 Redden, Barry, RB (1987-88)
20 Nelson, Darrin, RB (1989-90)
20 Samuels, Chris, RB (1991)
20 Means, Natrone, RB (1993-95, 98-99)
20 Dumas, Michael, S (1997, 2000)*
20 Wilson, Jerry, S (2002-05)
20 McCree, Marlon, S (2006-07)
20 Cason, Antoine, CB (2008-12)
20 Butler, Crezdon, CB (2013)
20 Davis, Chris, CB (2014)
20 Lowery, Dwight, FS (2016)
20 King, Desmond, DB (2017)
21 Hadl, John, QB (1962-72)
21 Bonner, Glen, RB (1974-75)
21 Duren, Clarence, S (1977)
21 Brooks, James, RB (1981-83)
21 McGee, Buford, RB (1984-86)
21 McConkey, Phil, WR-PR (1989)
21 Gordon, Darrien, CB (1993-96)
21 Metcalf, Eric, WR-KR (1997)
21 Tomlinson, LaDainian, RB (2001-09)
22 Lincoln, Keith, RB (1961-66, 68)
22 Post, Dick, RB (1967-70)
22 Hayes, Tom, CB (1976)
22 Thomas, Mike, RB (1979-80)
22 Byrd, Gill, CB (1983-92)
22 Culver, Rodney, RB (1995)*
22 Brew, Dorian, CB (1997)
22 Spencer, Jimmy, CB (1998-99)
22 Denton, Tim, CB (2000)
22 Harrison, Lloyd, CB (2001)
22 Davis, Sammy, CB (2003-05)
22 Hester, Jacob, RB-FB (2008-11)
22 Carr, Chris, CB-KR (2012)
22 Cox, Derek, CB (2013)
22 Verrett, Jason, CB (2014-17)
23 Lowe, Paul, RB (1960-68)
23 Montgomery, Mike, RB (1971)
23 Jones, Ray, CB (1972)
23 Hoey, George, CB (1974)
23 Smith, Charlie, RB (1975)
23 Morris, Mercury, RB (1976)
23 Phillips, Irvin, CB (1981)
23 Walters, Danny, CB (1983-87)
23 Bennett, Roy, CB (1988-89)
23 Shelton, Anthony, CB (1990-91)
23 Gayle, Shaun, SS (1995)
23 Williams, Gerome, S (1997-98)
23 Jenkins, DeRon, CB (2000)
23 Jammer, Quentin, CB (2002-12)
23 Brown, Ronnie, RB (2013)*
23 Williams, Steve, CB (2014-15)*
23 McCoil, Dexter, S (2016-17)
24 Hayes, Luther, SE (1961)
24 Alworth, Lance, FL (1962)*
24 Kinderman, Keith, RB (1963-64)
24 Howard, Bob, CB (1967-74)
24 Owens, Artie, WR (1979)*
24 Washington, Joe, RB (1976-77)
24 McPherson, Miles, S (1982-85)
24 Smith, Johnny Ray, CB (1984)
24 Taylor, Ken, CB (1986)
24 Anderson, Anthony, S (1987)
24 Scott, Kevin, RB (1988)
24 Lyles, Lester, SS (1989-90)
24 Richard, Stanley, FS (1991-94)
24 Hayden, Aaron, RB (1995-96)
24 Pegram, Erric, RB (1997)
24 Brown, Fakhir, CB (1999-00)
24 Milburn, Glyn, RB (2001)
24 Chatman, Jesse, RB (2002-04)
24 Lott, Andre, S (2006)
24 Gordon, Cletis, CB (2006-08)
24 Mathews, Ryan, RB (2010-14)
24 Flowers, Brandon, CB (2015-16)*
24 Williams, Trevor, CB (2017)*
25 Gibson, Claude, CB (1961-62)
25 Westmoreland, Dick, CB (1963-65)
25 Newell, Steve, WR (1967)
25 LeVias, Jerry, WR (1971-74)
25 Tyler, Maurice, S (1975)
25 Cappelletti, John, FB (1980-83)
25 Morris, Wayne, RB (1984)
25 Glenn, Vencie, FS (1986-90)
25 Vanhorse, Sean, CB (1992-94)
25 Bradford, Paul, CB (1997)
25 Rusk, Reggie, S (1999-00)
25 Molden, Alex, CB (2001-02)
25 Fletcher, Jamar, CB (2004-05)
25 Cromartie, Antonio, CB (2006)*
25 Ellison, Kevin, S (2009)
25 Stuckey, Darrell, S (2010-16)
25 Jenkins, Rayshawn, S (2017)
26 Sears, Jim, S (1960)
26 Roberson, Bo, WR (1961)
26 Coan, Bert, RB (1962)
26 Carson, Kern, HB (1965)
26 Hubbert, Brad, RB (1967-70)
26 Jones, Clint, RB (1973)
26 Atkins, Dave, RB (1975)
26 Mitchell, Lydell, RB (1978-79)
26 Jackson, Bernard, CB (1980)
26 Dykes, Donald, CB (1982)
26 James, Lionel, RB-KR (1984-88)
26 Usher, Darryl, WR-KR (1989)
26 Lilly, Sam, CB (1990)
26 Fields, Floyd, S (1991-93)
26 Orlando, Bo, FS (1995)
26 Lewis, Darryll, CB (1999-00)
26 Castille, Simeon, CB (2009)
26 Watkins, Pat, S (2010)
26 Wallace, C.J., S (2011)
26 Bigby, Atari, S (2012)
26 Patrick, Johnny, CB (2013)
26 Flowers, Brandon, CB (2014)*
26 Robinson, Patrick, CB (2015)
26 Hayward, Casey, CB (2016-17)
27 Waller, Ron, RB (1960)
27 McNeil, Charlie, CB (1960-64)

27 Garrison, Gary, SE (1966-76)
27 Edwards, Glen, FS (1978-81)
27 Allen, Jeff, CB (1982)
27 Turner, John, DB (1984)
27 O'Bard, Ron, CB (1985)
27 Hunter, Daniel, CB (1986-87)
27 Floyd, Victor, RB (1989)
27 Frank, Donald, CB (1990-93)
27 Swift, Michael, CB (1997)
27 Dimry, Charles, CB (1998-99)
27 Darden, Tony, QB (2000)
27 Cody, Tay, CB (2001-03)
27 Jue, Bhawoh, FS (2005-06)
27 Oliver, Paul, S (2008-11)
27 Phillips, Adrian, S (2014)*
27 Wilson, Jimmy, S (2015)
27 Farrow, Kenneth, RB (2016)
28 Womble, Royce, FL (1960)
28 Mendez, Mario, WR (1964)
28 Speights, Dick, WR (1968)
28 McGee, Willie, CB (1973)
28 Buchanon, Willie, CB (1979-82)
28 Greene, Ken, S (1983-84)
28 Croudip, David, CB (1985)
28 Rockford, Jim, CB (1985)
28 Hudson, Mike, S (1987)
28 Watts, Ted, S (1987)
28 Smith, Elliot, CB (1989)
28 Elder, Donnie, CB (1990-91)
28 Harper, Dwayne, CB (1994-98)
28 Jenkins, Ronney, RB-KR (2000-02)
28 Pippens, Jerrell, S (2004-05)
28 Gregory, Steve, S (2006-10)
28 Taylor, Brandon, S (2012)
28 Draughn, Shaun, RB (2014)
28 Gordon, Melvin, RB (2015-17)
29 Nix, Doyle, CB (1960)
29 Robinson, Jerry, WR (1962-64)
29 Partee, Dennis K (1968-75)
29 Williams, Mike, CB (1975-82)
29 Hendy, John, CB (1985)
29 Romes, Charles, CB (1987)
29 Fuller, Joe, CB (1990)
29 Carrington, Darren, CB (1991-94)
29 Shaw, Terrance, CB (1995-99)
29 Turner, Scott, CB (1998-01)
29 Hatcher, Armon, S (2000)
29 Florence, Drayton, CB (2003-07)
29 Bennett, Michael, RB (2008-09)
29 Bennett, Fred, CB (2010)
29 Wright, Shareece, CB (2011-14)
29 Mager, Craig, CB (2015-17)
30 Horton, Bob, LB (1964-65)
30 Salter, Bryant, S (1971-73)
30 Scarber, Sam, RB (1975-76)
30 Laird, Bruce, S (1982-83)
30 Byers, Scott, S (1984)
30 King, David, CB (1985)
30 Wyatt, Kevin, CB (1986)
30 Middleton, Frank, RB (1987)
30 Seale, Sam, CB (1988-91)
30 Pope, Marquez, DB (1992-93)
30 Carswell, Robert, S (2001-02)
30 Strickland, Donald, CB (2010)
30 Brown, Ronnie, RB (2012, 2014)*
30 Daniels, Matt, S (2015)
30 Ekeler, Austin, RB (2017)
31 Sayers, Ron, RB (1969)
31 Pattillo, Darrell, CB-S (1983)
31 Kay, Bill, CB (1984)
31 Corley, Anthony, RB (1985)
31 Powell, Jeff, RB (1987)
31 Coleman, Leonard, S (1988)
31 McEwen, Craig, HB (1989-91)
31 Davis, Brian, CB (1993)
31 Clark, Willie, CB (1994-96, 1998)
31 Perry, Jason, S (1999-01)
31 Milligan, Hanik, S (2004-05)
31 Cromartie, Antonio, CB (2007-09)*
31 Carter, Tyrone, S (2010)
31 Sanders, Bob, S (2011)
31 Gatson, Greg, CB (2012)
31 Marshall, Richard, CB (2013-14)
31 Phillips, Adrian, S (2015-17)*
32 Allison, Jim, RB (1965-68)
32 Parks, Billy, WR (1971)
32 Perry, Scott, CB (1980)
32 Henderson, Wyatt, CB (1981)
32 Thomas, Jewerl, RB (1984)
32 Lewis, Terry, CB (1985)
32 Brown, Donald, CB (1986)
32 Spencer, Todd, RB (1987)
32 Brooks, Michael, FS (1989)
32 Bieniemy, Eric, RB (1991-94)
32 Chancey, Robert, FB (1997, 2000)
32 House, Kevin, CB (2002-03)
32 Weddle, Eric, S (2007-15)
32 Oliver, Branden, RB (2017)*
33 Martin, Blanche, RB (1960)
33 Gillett, Fred, LB (1962)
33 Graham, Kenny, S (1964-69)
33 Thomas, Duane, RB (1972)
33 Woods, Don, RB (1974-80)
33 Smith, Lucious, CB (1984-85)
33 Martin, David, CB (1986)
33 Sullivan, John, SS (1986)
33 Zachary, Ken, RB (1987)
33 Brinson, Dana, RB (1989)
33 Harmon, Ronnie, RB (1990-95)
33 Bouie, Kevin, RB (1996)
33 Brown, Gary, RB (1997)
33 Dodge, Dedrick, S (1998)
33 Sanchez, Davis, CB (2001-02)
33 Turner, Michael, RB (2004-07)
33 Hughes, Dante, CB (2009-11)
33 McClain, Le'Ron, FB (2012-13)
33 Ducre, Greg, CB (2015)
33 McCluster, Dexter, RB-KR (2016)
33 Boston, Tre, S (2017)
34 Zeman, Bob, S (1960-61, 65-66)
34 Dragon, Oscar, RB (1972)
34 Young, Rickey, RB (1975-77)
34 Harrington, LaRue, RB (1980)
34 Patterson, Elvis, CB (1987-89)
34 Hendrickson, Steve, HB-LB (1990-94)
34 Craver, Aaron, RB (1997)
34 Stephens, Tremayne, RB (1998-99)
34 Okanlawon, Tony, CB (2003)
34 Pinnock, Andrew, FB (2003-07)
34 Latsko, Billy, FB (2010)
34 Whittaker, Fozzy, RB (2013)
34 Brown, Donald, RB (2014-15)
34 Watt, Derek, FB (2016-17)
35 Garner, Bob, CB (1960)
35 Braxton, Hezekiah, RB (1962)
35 Travenio, Herb, K (1964-65)
35 Sartin, Dan, C (1969)*
35 Detwiler, Chuck, S (1970-72)
35 Thomas, Bob, RB (1973-74)
35 Baker, Tony, RB (1975)
35 Barnes, Lawrence, RB (1977-78)
35 Butts, Marion, RB (1989-93)
35 Culver, Rodney, RB (1994)*
35 Bradley, Freddie, RB (1996)
35 Gardner, Carwell, FB (1997)
35 Fazande, Jermaine, RB (1999-00)
35 Lyle, Keith, FS (2002)
35 Johnson, Leon, RB (2003)
35 Tolbert, Mike, FB (2008-11)
35 McClain, Robert, CB (2016)
36 Harris, Dick, CB (1960-65)
36 Marsh, Frank, CB (1967)
36 Farley, Dick, S (1968-69)
36 Ray, Eddie, RB (1971)
36 Davis, Mike, SS (1987)
36 Mickles, Joe, RB (1990)
36 Hall, Delton, S (1992)
36 Ross, Kevin, S (1996)
36 Lee, Lloyd, S (1998)
36 Fox, Vernon, S (2002-03)
36 Curry, Markus, CB (2006)
36 Battle, Tra, S (2008)
36 Teal, Quinton, S (2010)
36 Brinkley, Curtis, RB (2012)*
36 Smith, Dreamius, RB (2015)
36 Hillman, Ronnie, RB (2016)
37 Ferguson, Howie, RB (1960)
37 Foster, Gene, RB (1965-70)
37 Edwards, Cid, RB (1972-74)
37 Bauer, Hank, FB (1977-82)
37 Dale, Jeff, S (1985-86, 1988)
37 Orr, Terry, HB (1990)
37 Blaylock, Tony, CB (1991)
37 Harrison, Rodney, S (1994-02)
37 Addae, Jahleel , S (2013-17)
38 MacKinnon, Jacque, TE (1961-69)
38 Moss, Roland, TE (1970)
38 Burns, Leon, RB (1971)
38 White, Lee, RB (1972)
38 Holmes, Robert, RB (1973)
38 Thompson, Tommy, RB (1974)
38 Berry, Ed, CB (1987)
38 Brock, Lou, CB (1987)
38 Hendrix, David, S (1995-97)
38 Dumas, Michael, S (1998-99)*
38 Layne, George, FB (2004)
38 Gilchrist, Marcus, CB (2011-14)
38 Reed, Trovon, CB (2016)
39 Blair, George, K (1961-64)
39 Van Raaphorst, Dick, K (1966-67)
39 Hill, Jim, S (1969-71)
39 Dunlap, Leonard, CB (1972-74)
39 Jenkins, Keyvan, RB (1987)
39 Woodhead, Danny, RB (2013-16)
40 Jackson, Bob, FB (1962-63)
40 Beauchamp, Joe, CB (1966-75)
40 Williams, Clarence, RB (1977-81)
40 Jodat, Jim, RB (1982-83)
40 Anderson, Gary, RB (1985-88)
40 Fuller, James, S (1992-93)
40 Montreuil, Mark, CB (1995-97)
40 Harris, Derrick, FB (2001)
40 Naanee, Legedu, TE-WR (2007)*
40 Cattouse, Sean, S (2012)
40 Desir, Pierre, CB (2016)
40 McCain, Chris, DE (2017)
41 Flowers, Charlie, RB (1960-61)
41 Whitmyer, Nat, CB (1966-67)
41 Tuckett, Phil, WR (1968)
41 Matthews, Bo, RB (1974-79)
41 Russell, Booker, RB (1980)
41 Jackson, Earnest, RB (1983-84)
41 Simmons, King, S (1987)
41 Fletcher, Terrell, RB (1995-02)
41 Neal, Lorenzo, FB (2003-07)
41 Spillman, C.J., FS (2009-10)
41 Lynch, Corey, S (2012)
41 Williams, Steve, CB (2016)*
42 Fenner, Lane, WR (1968)
42 Smith, Dave, RB (1970)
42 Taylor, Jessie, RB (1972)
42 Fuller, Mike, S (1975-80)
42 Bell, Ricky, RB (1982)
42 Johnson, Pete, FB (1984)
42 Adams, Curtis, RB (1985-88)
42 Russell, Leonard, RB (1996)
42 Jackson, Greg, S (1997-99)*
42 Beckett, Rogers, S (2000-02)
42 Lassiter, Kwamie, S (2003)
42 Hart, Clinton, S (2004-09)
42 Wilson, Kion, LB (2010)
42 Nelson, Kyle, LS (2012)
42 Williams, Trevor, CB (2016)*
43 Bethune, Bob, S (1962)
43 Glick, Gary, S (1963)
43 Tolbert, Jim, S (1966-71, 76)
43 Anderson, Rickey, RB (1978)
43 Gregor, Bob, S (1981-84)
43 Spencer, Tim, RB (1985-90)
43 Tuipulotu, Peter, RB (1992)
43 Young, Lonnie, S (1994)
43 Bynum, Kenny, RB (1997-00)
43 Sproles, Darren, RB-KR (2005, 07-10)
43 Oliver, Branden, RB (2014-15)*
43 Davis, Michael, CB (2017)
44 Norris, Trusse, WR (1960)
44 Cordill, Ollie, WR (1967)
44 Trapp, Richard, WR (1969)
44 Fletcher, Chris, S (1970-76)
44 Shaw, Pete, S (1977-81)
44 Bayless, Martin, S (1987-91)
44 Castle, Eric, FS (1993-96)
44 McCrary, Fred, FB (1999-02)
44 McGarrahan, Scott, S (2005)
44 Brinkley, Curtis, RB (2010-11)*
44 Battle, Jackie, RB (2012)
44 Williams, Andre, RB (2016-17)
45 Wallace, Henry, CB (1960)
45 Duncan, Leslie, CB (1964-70)
45 Berry, Reggie, S (1972-74)
45 Stringert, Hal, CB (1975-80)
45 Beaudoin, Doug, S (1981)
45 Williams, Henry, CB (1983)
45 Dennis, Mike, CB (1984)
45 Steels, Anthony, RB (1985, 1987)
45 Goodspeed, Joey, FB (2002)
45 Butler, Robb, S (2004)
45 Cleveland, Asante, TE (2016)
46 Scarpitto, Bob, DB (1961)
46 Sykes, John, RB (1972)
46 Colbert, Danny, CB (1974-76)
46 Muncie, Chuck, RB (1980-84)
46 Harris, Walter, S (1987)

Continued next page

46 Caravello, Joe, HB (1989-90)
46 Reeves, Walter, TE (1996)
46 Beckwith, Darry, LB (2010)
46 Landrum, Christopher, OLB (2016)
47 Whitehead, Bud, S (1961-68)
47 Queen, Jeff, RB (1969-71)
47 Williams, Sam, S (1974-75)
47 Duncan, Frank, S (1979-81)
47 Smith, Sherman, RB (1983)
47 Hoppes, Darrell, CB (1987)
47 Thomas, Johnny, CB (1989)
47 Mays, Jerry, RB (1990)
47 Mack, Cedric, CB (1991)
47 Johnson, AJ, CB (1995)
47 Middleton, Ron, TE (1995)
47 Jackson, Greg, S (2000)*
47 McNeil, Ryan, CB (2001-02)
47 Windt, Mike, LB (2010-17)
48 Rentz, Larry, CB (1969)
48 Smith, Ron, S (1973)
48 Dove, Jerome, CB (1977-80)
48 Ellis, Allan, CB (1981)
48 Fox, Tim, S (1982-84)
48 Brazley, Carl, DB (1987)
48 Miller, Pat, LB (1987-88)
48 Kiel, Terrence, S (2003-06)
48 Dzubnar, Nick, ILB (2015-17)
49 Warren, Jim, DB (1964-65)
49 Dyer, Ken, WR (1968)
49 Eber, Rick, WR (1969)
49 Young, Andre, S (1982-84)
49 Moore, Brandon, LB (2010)
49 Onwualu, James, OLB (2017)
50 Donnell, Ben, DE (1960)
50 Allen, Chuck, LB (1961-69)
50 Protz, Jack, LB (1970)
50 Caffey, Lee Roy, LB (1972)
50 Goode, Don, LB (1974-79)
50 Bradley, Carlos, LB (1981-85)
50 Plummer, Gary, ILB (1986-93)
50 Binn, David, LS (1994-10)
50 Te'o, Manti, ILB (2013-16)
50 Pullard, Hayes, LB (2017)
51 Loudd, Rommie, LB (1960)
51 Frazier, Wayne, C (1962)
51 Degan, Dick, LB (1965-66)
51 Lenkaitis, Bill, G (1968-70)
51 Lazetich, Pete, LB (1972-73)*
51 Andrews, Billy, LB (1974)
51 Lowe, Woodrow, LB (1976-86)
51 Brandon, David, LB (1995)*
51 Figaro, Cedric, LB (1988-90)
51 Crews, Terry, LB (1993)
51 Cummings, Joe, LB (1996)
51 Dixon, Gerald, LB (1998-01)
51 Leber, Ben, LB (2002-05)
51 Dobbins, Tim, LB (2006-09)
51 Spikes, Takeo, LB (2011-12)
51 English, Larry, OLB (2013)*
51 Reddick, Kevin, ILB (2014)
51 Emanuel, Kyle, OLB (2015-17)
52 Rogers, Don, C (1960-64)
52 Latzke, Paul, C (1966-68)
52 Sartin, Dan, C (1969)*
52 White, Ray, LB (1971)*
52 Douglas, Jay, T (1973-74)
52 Stein, Bob, LB (1975)
52 Preston, Ray, LB (1976-84)
52 Fellows, Mark, OLB (1985-86)
52 Snipes, Angelo, OLB (1986-87)
52 Jackson, Jeff, LB (1988)*
52 Mills, Jeff, LB (1990)
52 Anno, Sam, LS (1992-93)
52 Gordon, Dwayne, LB (1995-96)
52 Burgess, James, LB (1997-98)
52 Reeves, John, LB (1999-00)
52 Holecek, John, LB (2001)
52 Polk, Carlos, LB (2001-04, 06-07)
52 English, Larry, OLB (2009-12)*
52 Walker, Reggie, ILB (2013-14)
52 Perryman, Denzel, ILB (2015-17)
53 Brueckman, Charlie, LB (1960)
53 Campbell, Jim, LB (1969)
53 Rogers, Mel, LB (1971, 1974)
53 Myrtle, Chip, LB (1974)
53 Mahalic, Drew, LB (1975)
53 Perretta, Ralph, G (1975-80)
53 Lewis, David, LB (1982)
53 Guendling, Mike, LB (1985)
53 Douglass, Mike, OLB (1986)
53 Busick, Steve, LB (1987)
53 Price, Stacey, LB (1987)
53 Hall, Courtney, C (1989-96)
53 Hamilton, Michael, LB (1997-99)
53 Humphrey, Deon, LB (2000-01)
53 Foley, Steve, LB (2005)
53 Waters, Anthony, LB (2008)
53 Holt, James, LB (2009-10)
53 Gamble, Darryl, LB (2011)
53 Guyton, Gary, LB (2012)
53 Manning, Terrell, ILB (2013)
53 Conner, Kavell, ILB (2014-15)
53 Perry, Joshua, ILB (2016)
53 Keyes, Josh, LB (2017)
54 Botchan, Ron, LB (1960)
54 Good, Tom, LB (1966)
54 Wenzel, Ralph, G (1972)*
54 Gersbach, Carl, LB (1973-74)
54 Flanagan, Ed, C (1975-76)
54 Laslavic, Jim, MLB (1978, 80-81)
54 Smith, Billy Ray, LB (1983-92)
54 Miller, Doug, LB (1993-94)
54 Gouveia, Kurt, LB (1996-98)
54 Hill, Eric, LB (1999)
54 Cooper, Stephen, LB (2003-11)
54 Ingram, Melvin, LB (2012-17)
55 Buncom, Frank, LB (1962-67)
55 Mauck, Carl, C (1971-74)
55 Hutcherson, Ken, LB (1975)
55 Horn, Bob, MLB (1976-81)
55 Nelson, Derrie, LB (1983-86)
55 Taylor, John, LB (1987)*
55 Collins, Jim, LB (1989)
55 Seau, Junior, LB (1990-02)
56 Karas, Emil, LB (1960-64, 1966)
56 Bruggers, Bob, LB (1968-71)
56 White, Ray, LB (1972-73)*
56 Forsberg, Fred, LB (1974)
56 Markovich, Mark, C (1975)*
56 Rush, Bob, C (1977, 79-82)
56 Evans, Larry, LB (1983)
56 Osby, Vince, LB (1984-85)
56 Allert, Ty, LB (1986-87)
56 Banks, Chip, LB (1987)
56 Thaxton, Galand, LB (1991)
56 Sapp, Patrick, LB (1996-97)
56 Ruff, Orlando, LB (1999-02)
56 Merriman, Shawne, LB (2005-10)
56 Butler, Donald, LB (2011-15)
56 Toomer, Korey, ILB (2016-17)
57 Bansavage, Al, G (1960)
57 Bobo, Hubert, LB (1960)
57 Belotti, George, G (1961)
57 Lane, Bob, LB (1963-64)
57 London, Mike, LB (1966)
57 Print, Bob, LB (1967-68)
57 Withrow, Cal, C (1970)
57 Rice, Floyd, LB (1973-75)
57 Middleton, Rick, LB (1976-78)
57 King, Linden, LB (1978-85)
57 Benson, Thomas, LB (1986-87)
57 Johnson, James, LB (1987)
57 Faucette, Chuck, LB (1987-88)
57 Browner, Keith, LB (1988)
57 Rolling, Henry, LB (1990-92)
57 Williams, Jerrol, OLB (1993)
57 Gibson, Dennis, LB (1994-95)
57 Houston, Bobby, LB (1997)
57 Raab, Marc, LS (1998)
57 Simien, Tracy, LB (1999)
57 Moreno, Zeke, LB (2001-04)
57 Wilhelm, Matt, LB (2003-08)
57 Lang, Brandon, LB (2010)
57 Mouton, Jonas, LB (2012)
57 Legursky, Doug, C (2014)
57 Mays, Joe, ILB (2015)
57 Brown, Jatavis, ILB (2016-17)
58 Cline, Doug, LB (1966)
58 Erlandson, Tom, LB (1968)
58 Jones, Harris, G (1971)
58 Stratton, Mike, LB (1973)
58 Lee, Mike, LB (1974)
58 Graham, Tom, LB (1975-77)
58 Slater, Mark, C (1978)
58 Selmon, Dewey, MLB (1982)
58 Green, Mike, LB (1983-85)
58 Jackson, Jeff, LB (1987)*
58 Brandon, David, LB (1987-89)*
58 Grayson, David Jr., LB (1991)
58 Murphy, Kevin, LB (1992)
58 Bush, Lew, LB (1993-99)
58 Harvey, Richard, LB (2000)
58 Godfrey, Randall, LB (2004-06)
58 Harris, Marques, LB (2009)*
58 Smith, Derek, LB (2008)
58 Neill, Ryan, LS (2010)
58 Obiozor, Cyril, LB (2010)
58 Diggs, Na'il, LB (2011)
58 Williams, Demorrio, LB (2012)
58 Williams, Tourek, OLB (2013-14, 16)
58 Harris, Nigel, OLB (2017)
59 Barnes, Pete, LB (1970-72)
59 Anthony, Charles, LB (1974)
59 Tate, Franklin, LB (1975)
59 Thrift, Cliff, LB (1979-84)
59 Bingham, Craig, LB (1985)
59 Hawkins, Andy, OLB (1986-87)
59 Taylor, John, LB (1987)*
59 Woodard, Ken, LB (1988-89)
59 Clark, Greg, LB (1991)
59 Young, Glen, LB (1995-96)
59 James, Toran, LB (1997)
59 Haskins, Jon, LB (1998)
59 Tovar, Steve, LB (1998, 2000)
59 Rogers, Sam, LB (2001)
59 Edwards, Donnie, LB (2002-06)
59 Siler, Brandon, LB (2007-10)
59 Gachkar, Andrew, LB (2011-14)
59 Fields, Carlos, LB (2016)
59 King, Deon, OLB (2016)
60 Kompara, John, DT (1960)
60 DeLuca, Sam, G (1960-61, 1963)
60 Klotz, Jack, DT (1962)
60 Mitchell, Ed, G (1965-66)
60 Babich, Bob, LB (1970-72)
60 Audick, Dan, G (1978-80)
60 McKnight, Dennis, G-C (1982-88)
60 Engel, Greg, C (1994-97)
60 Brown, Wilbert, G (1999)
60 Ball, Jason, C (2002-04)
60 Sims, Wes, G (2005)
60 Ndukwe, Ikechuku, G-T (2011)
60 Molk, David, C (2012)
60 Remmers, Mike, T (2013)
60 Robinson, Trevor, C (2014-15)
61 Barnes, Ernie, G (1960-62)
61 Park, Ernest, G (1963-65)
61 Milks, Jack, LB (1966)
61 Fetherston, Jim, LB (1968-69)
61 Dennis, Al, G (1973)
61 Gay, Blenda, DE (1974)
61 Webb, Jimmy, DT (1981)
61 Brown, Don, T (1983)
61 Dallafior, Ken, G (1985-88)
61 Floyd, Eric, OL (1990-91)
61 Keathley, Michael, G (2001-03)
61 Hardwick, Nick, C (2004-14)
62 Farris, John, G (1965-66)
62 Erickson, Bernard, LB (1967-68)
62 Wenzel, Ralph, G (1972)*
62 Macek, Don, C (1976-89)
62 Coleman, Ben, G (2000)
62 Hallen, Bob, G (2002-05)
62 Newberry, Jeremy, C (2008)
62 Dombrowski, Brandyn G-T (2009-11)
63 Wilkerson, Doug, G (1971-84)
63 Leonard, Jim, G (1985-86)
63 Diaz-Infante, David, G (1987)
63 Cornish, Frank, G (1990-91)
63 Smoot, Ray, G (1993)
63 McKenzie, Raleigh, OL (1997-98)
63 Garmon, Kelvin, G (2002-03)
63 Mruczkowski, Scott, C (2005-11)
63 Troutman, Johnnie, G (2013-14)
64 Shea, Pat, G (1962-65)
64 Schmedding, Jim, G (1968-70)
64 Costa, Dave, DT (1972-73)
64 Aiu, Charles, G (1976-78)
64 Loewen, Chuck, G-T (1980-82, 84)
64 Searcey, Bill, G (1985)
64 Rodenhauser, Mark, C (1990-91)
64 Whitley, Curtis, C (1992-94)
64 Stoltenberg, Bryan, C (1996)
64 Jacox, Kendyl, OL (1998-01)
64 Bogle, Phil, G (2003)
64 Lekkerkerker, Cory, T (2006)*
64 Norman, Dennis, C (2009)
64 Albright, Ethan, LS (2010)
64 Baxter, Colin, C (2011-12)
65 Gruneisen, Sam, C (1962-72)
65 Markovich, Mark, C (1975)*
65 Brown, Booker, T (1975-77)
65 Doerger, Jerry, T (1985)

65 Stadnik, John, C (1987)
65 Richards, David, T (1988-92)
65 Sienkiewicz, Troy, G (1995-97)*
65 Jackson, John, OL (1998-99)
65 Brandt, David, G (2004)
65 Withrow, Cory, C (2006-07)
65 Vasquez, Louis, G (2009-12)
65 Watt, Chris, G (2014-15)
66 Cole, Fred, G (1960)
66 Redman, Rick, LB (1965-73)
66 Shields, Billy, T (1975-83)
66 Umphrey, Rich, G (1985)
66 Rosado, Dan, G (1987-88)
66 Mills, Jim, G-T (1996-97)
66 Nelson, Reginald, G-T (1999)
66 Gogan, Kevin, G (2000)
66 Clayton, Carey, C (2001)
66 Raymer, Cory, C (2002-03)
66 Clary, Jeromey, T (2007-13)
66 Walton, J.D., C (2015)
66 Feeney, Dan, G (2017)
67 Kempinska, Butch, G (1960)
67 Matsos, Archie, LB (1966)
67 White, Ed, G (1978-85)
67 Feasel, Greg, T (1987)
67 Goeas, Leo, T (1990-92)
67 Brock, Stan, T (1993-95)
67 Fortin, Roman, C (1998-00)
67 Breedlove, Kevin, G (2003)
67 Hadnot, Rex, G (2012)
67 Becton, Nick, T (2013)
67 Boyko, Brett, G (2017)
68 Ferrante, Orlando, G (1960-61)
68 Estes, Don, G (1966)
68 McCoy, Lloyd, G (1966)
68 Briggs, Bob, DE (1968-70)
68 Wojcik, Greg, DT (1972-73)
68 Vertefeuille, Brian, G (1974)
68 Jones, Leroy, DE (1976-83)
68 Elko, Bill, NT (1983-84)
68 Kowalski, Gary, T (1985-88)
68 Goebel, Joe, C (1987)
68 Cocozzo, Joe, G (1993-97)
68 Dielman, Kris, G (2003-11)
68 Slauson, Matt, C (2016-17)
69 Barry, Al, G (1960)
69 Jones, Curtis, G (1968)
69 Gordon, Ira, T (1970-75)
69 Lee, John, DT (1976-80)
69 Gofourth, Derrel, G (1983-84)
69 Bennett, Monte, DE (1987)
69 Miller, Les, DE (1988-89)*
69 Bordelon, Ben, G (1997)
69 Ellis, Ed, T (2001-03)
69 Green, Tyronne, G (2009-12)
69 Smith, Willie, T (2013-14)
69 Tevi, Sam, T (2017)
70 Peters, Volney, DT (1960)
70 Plunkett, Sherman, T (1961-62)
70 Appleton, Scott, DT (1967-68)
70 Washington, Russ, T (1968-82)
70 FitzPatrick, James, T (1986-89)
70 Zandofsky, Mike, G (1990-93)
70 Parker, Vaughn, T (1994-03)
70 Olivea, Shane, T (2004-07)
70 Shelton, L.J., T (2008)
70 Boone, Alfonso, DE (2009-10)
70 Schilling, Stephen, T (2011)*
70 Haslam, Kevin, T (2012)
70 Schilling, Stephen, T (2013)*
70 Ola, Michael, G (2015)*
70 Linkenbach, Jeff, G-T (2015)
71 Chorovich, Dick, DT (1960)
71 Moore, Fred, DT (1964-66)
71 Akin, Harold, T (1967-68)
71 Carr, Levert, T (1969)
71 Snowden, Cal, DE (1972-73)
71 Lazetich, Pete, LB (1974)*
71 Dean, Fred, DE (1975-81)
71 Wheeler, Dwight, G (1987)
71 Charles, Mike, NT (1987-89)
71 Milinichik, Joe, G (1993-94)
71 Graham, DeMingo, G (1999-01)
71 Fonoti, Toniu, G (2002, 04-05)
71 VanBuren, Courtney, T (2004)*
71 Lekkerkerker, Cory, T (2006)*
71 Garay, Antonio, DT (2009-12)
71 Guy, Lawrence, DE (2013-14)
71 Square, Damion, DT (2015-17)
72 Kirner, Gary, T (1964-69)
72 Owens, Joe, DE (1970)
72 Singleton, Ron, T (1976)
72 Williams, Jeff, T (1981)
72 Hagood, Rickey, NT (1984)
72 Walker, Jeff, G (1986)
72 Slovacek, Emil, T (1987)
72 Wilson, Karl, DE (1987-88)
72 Swayne, Harry, T (1991-96)
72 Sienkiewicz, Troy, G (1998)*
72 Pringley, Mike, DE (2000)
72 VanBuren, Courtney, T (2003)*
72 Oben, Roman, T (2004-07)
72 Schilling, Stephen, T (2012)*
72 Palepoi, Tenny, DT (2014)*
72 Barksdale, Joe, T (2015-17)
73 Martin, Larry, DT (1966)
73 Little, Larry, G (1967-68)
73 Thomas, Lee, DE (1971-72)
73 Boatright, Bon, DT (1974)
73 DeJurnett, Charles, DT (1976-80)
73 Guthrie, Keith, NT (1984)
73 Brilz, Darrick, G (1988)
73 Toth, Tom, T (1990)
73 May, Mark, G-T (1991)
73 Mooney, Mike, T (1993)
73 Davis, Isaac, G (1994-96)*
73 Taylor, Aaron, OL (1998-99)
73 McNeill, Marcus, T (2006-11)
73 Pulley, Spencer, C-G (2016-17)
74 Mix, Ron, T (1960-69)
74 Rowe, Dave, DT (1974-75)
74 Kelcher, Louie, DT (1975-83)
74 Lachey, Jim, T (1985-87)
74 Gambol, Chris, T (1988)
74 Miller, Brett, T (1989)
74 Jonassen, Eric, T (1993-94)
74 Roundtree, Raleigh, T (1998-01)
74 Cesaire, Jacques, DE (2003-11)
74 Wells, Reggie, T (2012)
74 Ohrnberger, Rich, C-G (2013-14)
74 Franklin, Orlando, G (2015-16)
74 Ola, Michael, G-T (2017)*
75 Wright, Ernie, T (1960-67)*
75 Ferguson, Eugene, T (1969-70)
75 Nowak, Gary, T (1971)
75 Jones, Deacon DE (1972-73)
75 Tipton, Dave, DE (1974-75)
75 Gissinger, Andrew, T (1982-84)
75 DiGiacomo, Curt, G (1986)
75 Phillips, Joe, DE (1987-91)
75 Miller, Les, DE (1987)*
75 Berti, Tony, T (1995-97)
75 Wiley, Marcellus, DE (2001-03)
75 Jordan, Leander, T (2004-05)
75 Clark, Corey, T (2009)
75 Moll, Tony, T (2011)
75 Scafe, Damik, DE (2012)
75 Sirles, Jeremiah, G-T (2014)
75 Hairston, Chris, G-T (2015-17)
76 Finneran, Gary, DT (1960)
76 Schmidt, Henry, DT (1961-64)
76 Owens, Terry, T (1966-75)
76 Ferguson, Keith, DE (1981-85)
76 Goff, Willard, DE (1987)
76 Thompson, Broderick, T (1987-92)
76 Williams, Jamal, DT (1998-09)
76 Thomas, Cam, DT (2010-11)*
76 Fluker, D.J., T (2013-16)
76 Okung, Russell, T (2017)
77 Ladd, Ernie, DT (1961-65)
77 Griffin, Jim, DT (1966-67)
77 Wells, Robert, T (1968-70)
77 East, Ron, DT (1971-73)
77 Teerlinck, John, DT (1974-75)
77 Hardaway, Milton, T (1978)
77 Claphan, Sam, T (1981-87)
77 Rouse, Curtis, G (1987)*
77 Clay, John, T (1988)
77 Moten, Eric, G-T (1991-93, 95-96)
77 Davis, Isaac, G (1997)*
77 McIntosh, Damion, T (2000-03)
77 Dunlap, King (2013-16)
78 Selawski, Gene (1961)
78 Hudson, Richard, T (1962)
78 Sweeney, Walt, G (1963-73)
78 Brown, Bob, DT (1974)
78 Ehin, Chuck, DE-NT (1983-87)
78 Patten, Joel, T (1989-90)
78 Scott, DeQuincy, DT (2002-05)
78 Coleman, Andre, DE (2009)
78 Terry, Adam, T (2010)
78 Gaither, Jared, T (2011-12)
78 Rinehart, Chad, G (2013-14)
78 Burwell, Tyreek, T (2015-16)
78 Schofield, Michael, G-T (2017)
79 Wright, Ernie, T (1972)*
79 Hudson, Bill, DT (1961-62)
79 Gross, George, DT (1963-67)
79 Rice, Andy, DT (1970-71)
79 Bacon, Coy, DE (1973-75)
79 Johnson, Gary, DT (1975-84)
79 Rouse, Curtis, G (1987)*
79 Howard, Joey, T (1989)
79 Miller, Les, DE (1990)*
79 Savage, Tony, NT (1990, 92)
79 Thomas, Cornell, DE (1994)
79 Price, Marcus, T (1997-98)
79 Williams, Sammy, T (2002)
79 Page, Solomon, T (2003)
79 Goff, Mike, G (2004-08)
79 Runyan, Jon, T (2009)
79 Harris, Michael, T (2012-13)
79 Wiggins, Kenny, G-T (2014-17)
80 Nery, Ron, DE (1960-62)
80 Ridge, Houston, DT (1966-69)
80 Hardy, Kevin, DT (1971-72)
80 Parris, Gary, TE (1973-74)
80 West, Jeff, P (1976-78)*
80 Winslow, Kellen, TE (1979-87)
80 Walker, Wayne, WR (1989)
80 Jefferson, Shawn, WR (1991-95)
80 Still, Bryan, WR (1996-99)
80 Conway, Curtis, WR (2000-02)
80 Alexander, Stephen, TE (2003)*
80 Floyd, Malcom, WR (2006-15)*
80 Culkin, Sean, TE (2017)
81 Schleicher, Maury, DE (1960-62)
81 Taylor, Sammie, WR (1964)
81 Plump, Dave, WR (1966)
81 Staggs, Jeff, LB (1966-71, 74)
81 Andrews, John, TE (1972)
81 Holiday, Ron, WR (1973)
81 Baker, Mel, WR (1975)
81 Thompson, Aundra, WR (1981)
81 Fitzkee, Scott, WR (1981-82)
81 Carr, Roger, WR (1983)
81 Bird, Steve, WR (1984)
81 Ware, Timmie, WR (1986-87)
81 Muhammad, Calvin, WR (1987)
81 Jones, Anthony, TE (1988)
81 Strozier, Wilbur, TE (1988)
81 Walczak, Mark, TE (1989)*
81 Lewis, Nate, WR (1990-93)
81 Martin, Tony, WR (1994-97)
81 Davis, Wendell, TE (1998)
81 Graham, Jeff, WR (1999-01)
81 Alexander, Stephen, TE (2002)*
81 Osgood, Kassim, WR (2003-09)
81 McMichael, Randy, TE (2010-12)
81 Byrne, Jake, TE (2013)
81 Herndon, Javontee, WR (2015)
81 Davis, Geremy, WR (2016)*
81 Williams, Mike, WR (2017)
82 Anderson, Ralph, TE (1960)
82 Mitinger, Bob, LB (1963-66, 68)
82 DeLong, Steve, DE (1965-71)
82 Rossovich, Tim, LB (1972-73)
82 Grannell, Dave, TE (1974)
82 Curran, Pat, TE (1975-78)
82 Brooks, Billy, WR (1981)
82 Duckworth, Bobby, WR (1982-84)
82 Rome, Tag, WR (1987)
82 Bernstine, Rod, TE-RB (1987-92)
82 Dyal, Mike, TE (1993)
82 Seay, Mark, WR (1993-95)
82 Jones, Charlie, WR (1996-99)
82 Gaylor, Trevor, WR (2001)
82 Caldwell, Reche, WR (2002-05)
82 Camarillo, Greg, WR (2006)
82 Sperry, Kory, TE (2010-11)
83 Kocourek, Dave, TE (1960-65)
83 Frazier, Willie, TE (1966-70)
83 Carter, Mike, WR (1972)
83 Sweet, Joe, WR (1975)
83 Mialik, Larry, TE (1976)
83 Jefferson, John, WR (1978-80)
83 Micho, Bob, TE (1984)
83 Johnson, Trumaine, WR (1985-86)
83 Davis, Bruce, WR (1987)
83 Miller, Anthony, WR (1988-93)
83 Coleman, Andre, WR-KR (1994-96)
83 Burke, John, TE (1998)
83 Heiden, Steve, TE (1999-01)

Continued next page

83 Norman, Josh, TE (2002-03)
83 Shaw, Bobby, WR (2004)
83 Welker, Wes, WR (2004)
83 Jackson, Vincent, WR (2005-11)
83 Phillips, John, TE (2013-15)
83 Whalen, Griff, WR (2016)
84 Maguire, Paul, LB-K (1960-63)
84 Baker, John, LB (1967)
84 Baccaglio, Martin, DE (1968)
84 Gillette, Walker, WR (1970-71)
84 Williams, Dave, WR (1972)
84 Klein, Bob, TE (1977-80)
84 Smith, Ron, WR (1980-81)
84 Fortune, Hosea, WR (1983)
84 Dixon, Al, TE (1984)
84 Egloff, Ron, TE (1984)
84 Faulkner, Chris, TE (1985)
84 Williams, Al, WR (1987)
84 Gannon, Chris, TE (1989)
84 Wilson, Walter, WR (1990)
84 Thigpen, Yancey, WR (1991)
84 Claiborne, Robert, WR (1992)
84 Laing, Aaron, TE (1994)
84 Ellison, 'Omar, WR (1995-96)
84 Crittenden, Ray, WR (1997)
84 Slaughter, Webster, WR (1998)
84 Davis, Reggie, TE (1999-00)
84 Whitman, Josh, TE (2001)
84 Peelle, Justin, TE (2002-05)
84 Davis, Buster, WR (2007-10)
84 Alexander, Danario, WR (2012)
84 McGrath, Sean, TE (2016-17)
85 Miller, Paul, DT (1962)
85 Petrich, Bob, DE (1963-66)
85 Tanner, John, LB (1971)
85 Dicus, Chuck, WR (1971-72)
85 Beirne, Jim, WR (1973-74)
85 Owens, Artie, WR (1976-78)*
85 Sievers, Eric, TE (1981-88)
85 Holt, Harry, TE (1987)
85 Parker, Andy, TE (1989)
85 Schwedes, Scott, WR (1990)
85 Taylor, Kitrick, WR (1990-91)
85 Stanley, Walter, WR (1992)
85 Barnes, Johnnie, WR (1992-94)
85 Oliver, Jimmy, WR (1995)
85 Rachal, Latario, WR (1997-98)
85 Gaiter, Tony, WR (1998)
85 Reed, Robert, WR (1999)
85 Dwight, Tim, WR (2001-02)*
85 Gates, Antonio, TE (2003-17)
86 Faison, Earle, DE (1961-66)
86 Billingsley, Ron, DT (1967-70)
86 Grant, Wes, DE (1971)
86 Thaxton, James, TE (1973-74)
86 Briscoe, Marlin, WR (1975)
86 Floyd, John, WR (1979-80)
86 Bendross, Jesse, WR (1984-85)
86 Moffett, Tim, WR (1987)
86 Holland, Jamie, WR (1987-89)
86 Pupunu, Alfred, TE-HB (1992-97, 99)
86 Mitchell, Shannon, TE (1997)*
86 Ricks, Mikhael, WR (1998-00)
86 Batteaux, Patrick, WR (2001)
86 Gilliam, Dondre, WR (2002-03)
86 Mattos, Grant, WR (2003)
86 McCardell, Keenan, WR (2004)*
86 Manumaleuna, Brandon (2006-09)
86 Brown, Vincent, WR (2011, '13, '15)
86 Miller, Kyle, TE (2015)
86 Henry, Hunter, TE (2016-17)
87 Clark, Howard, TE (1960-61)
87 Kindig, Howard, DE (1965-67)
87 White, Andre, TE (1968)
87 Williams, Tom, DT (1970-71)
87 Aldridge, Lionel, DE (1972-73)
87 Davis, Harrison, WR (1974)
87 Dorsey, Larry, WR (1976-77)
87 Burton, Larry, WR (1978-79)
87 Scales, Dwight, WR (1981-83)
87 Ferguson, Kevin, TE (1987)
87 Early, Quinn, WR (1988-90)
87 Young, Duane, TE (1991-95)
87 Roche, Brian, TE (1996-97)
87 Thelwell, Ryan, WR (1998)
87 Penn, Chris, WR (1999)
87 Jones, Reggie, WR (2000-01)
87 Vanover, Tamarick, WR (2002)
87 Dwight, Tim, WR (2003-04)*
87 McCardell, Keenan, WR (2005-06)*
87 Chandler, Scott, TE (2007)
87 Washington, Kelley, WR (2010)
87 Spurlock, Micheal, WR-KR (2012)
87 Cumberland, Jeff, TE (2017)
88 Norton, Don, WR (1960-66)
88 Day, Tom, DE (1967)
88 Huey, Gene, WR (1969)
88 Norman, Pettis, TE (1971-73)
88 Gordon, Dick, WR (1974)
88 Cotton, Craig, TE (1975)
88 Bradley, Chuck, TE (1975-76)
88 McCrary, Gregg, TE (1978-80)
88 Holohan, Pete, TE (1981-87)
88 Cox, Arthur, TE (1988-91)
88 Walczak, Mark, TE (1991)*
88 May, Deems, TE (1992-96)
88 Jones, Freddie, TE (1997-01)
88 Parker, Eric, WR (2002-06)
88 Wilson, Kris, TE (2008-10)
88 Rosario, Dante, TE (2012)
88 Johnson, David, TE (2014-15)
88 Butler, Jeremy, WR (2016)
89 Gob, Art, DE (1960)
89 Carolan, Reg, TE (1962-63)
89 Carpenter, Ron, LB (1964-65)
89 McCall, Ron, LB (1967-68)
89 Strozier, Art, TE (1970-71)
89 Mackey, John, TE (1972)
89 Stewart, Wayne, TE (1974)
89 McDonald, Dwight, WR (1975-78)
89 Chandler, Wes, WR (1981-87)
89 Flutie, Darren, WR (1988)
89 Allen, Anthony, WR (1989)
89 Walker, Derrick, TE (1990-93)
89 Mitchell, Shannon, TE (1994-96)*
89 Hartley, Frank, TE (1997-98)
89 Jacquet, Nate, WR-PR (2000)
89 Boston, David, WR (2003)
89 Krause, Ryan, TE (2004-05)
89 Chambers, Chris, WR (2007-09)
89 Ajirotutu, Seyi, WR (2010)*
89 Green, Ladarius, TE (2012-15)
89 Burse, Isaiah, WR-KR (2016)
90 McGee, Carl, LB (1980)
90 Woodcock, John, DE (1981-82)
90 Robinson, Fred, DE (1984-86)
90 Moore, Mack, DE (1986)
90 Brown, Richard, LB (1990)
90 Wilcher, Mike, LB (1991)
90 White, Reggie, DT (1992-94)
90 Barrie, Sebastian, DT (1995)
90 Coleman, Marco, DE (1996-98)
90 Dingle, Adrian, DE (2000-04)
90 Applewhite, Antwan, LB (2008-10)
90 Harris, Tommie, DE (2011)
90 Franklin, Aubrayo, DT (2012)
90 Keiser, Thomas, OLB (2013)
90 Mathews, Ricardo, DE (2014-15)
90 Carrethers, Ryan, NT (2016)*
91 Reese, Don, DE (1981)
91 Ackerman, Rich, DE (1982-84)
91 Chickillo, Tony, NT (1984-85)
91 O'Neal, Leslie, DE (1986, 1988-95)
91 Tuinei, Van, DE (1997)
91 Smith, Neil, DE (2000)
91 Price, Shawn, DT (2002)
91 Hand, Omari, DE (2003)
91 McKinney, Brandon, DT (2006-07)
91 Nwagbuo, Ogemdi, DE (2009-11)
91 Brown, Everette, LB (2011)
91 Reyes, Kendall, DE (2012-15)
91 Reid, Caraun, DT (2016)
92 Williams, Eric, LB (1984)
92 Garnett, Scott, NT (1985)
92 Hardison, Dee, DE (1986-87)
92 Grossman, Burt, DE (1989-93)
92 Griggs, David, LB (1994)
92 Harden, Cedric, DE (1999)
92 Mickell, Darren, DE (2000)
92 Fisk, Jason, DT (2002-04)
92 Harris, Marques, LB (2005-08)*
92 Martin, Vaughn, DE (2009-12)
92 Thomas, Cam, DT (2013)*
92 Carrethers, Ryan, NT (2014-15)*
92 Mebane, Brandon, NT (2016-17)
93 Wilson, Earl, DE (1985-87)
93 Pettitt, Duane, DE (1987)
93 Keys, Tyrone, DE (1988)
93 Thornton, George, DT (1991-92)
93 Davis, Reuben, DT (1994-97)
93 Simpson, Antoine, DT (2000)
93 Demaree, Chris, DE (2002)
93 Leverette, Otis, DE (2003)
93 Downing, Eric, DT (2004)
93 Castillo, Luis, DE (2005-11)
93 Thomas, Cam, DT (2012)*
93 Freeney, Dwight, OLB (2013-14)
93 Philon, Darius, DE (2015-17)
94 Kirk, Randy, LB (1987-88, 91)
94 Mims, Chris, DE (1992-96, 98-99)
94 Mohring, Michael, DT (1997)*
94 Taylor, Shannon, LB (2000)
94 Tanuvasa, Maa, DT (2001)
94 Pollard, Robert, DE (2004)
94 Gbaja-Biamila, Akbar, LB (2006)
94 Tucker, Jyles, LB (2007-10)
94 Liuget, Corey, DE (2011-17)
95 Humiston, Mike, LB (1987)
95 Miller, Les, DE (1994)*
95 Campbell, Joe, LB (1988-89)
95 Benson, Mitchell, DT (1991)
95 Brady, Jeff, LB (1993)
95 Miller, Les, DE (1994)*
95 Edwards, Vernon, DE (1996)
95 Fuller, William, DE (1997-98)
95 Fontenot, Al, DE (1999-01)
95 Salave'a, Joe, DT (2003)
95 Phillips, Shaun, LB (2004-12)
95 Geathers, Kwame, DT (2013)
95 Palepoi, Tenny, DT (2016-17)*
96 Williams, Lester, NT (1986)
96 Winter, Blaise, DE (1986-87, 92-94)
96 Baldwin, Keith, DE (1987-88)
96 Sasa, Don, DT (1995-96)
96 Hand, Norman, DT (1997-99)
96 Carson, Leonardo, DT (2001-03)
96 Ball, Dave, DE (2004-05)
96 Grennan, Keith, DE (2008)
96 Johnson, Travis, DT (2009-10)
96 Johnson, Jarret, LB (2012-14)
96 Unrein, Mitch, DT (2015)
97 Simmons, Tony, DE (1985, 1987)
97 Hinkle, George, DT (1988-91)
97 Parrella, John, DT (1994-01)
97 Bingham, Ryon, DT (2005-08)
97 Herron, David, LB (2010)
97 Bird, Bront, LB, (2011-13)
97 Attaochu, Jerry, OLB (2014-17)
98 Unrein, Terry, NT (1986-87)
98 Robinson, Gerald, DE (1989-90)
98 McClendon, Skip, DE (1991)
98 Skow, Jim, DE (1992)
98 Lee, Shawn, DT (1992-97)
98 Mohring, Michael, DT (1998-01)*
98 Robinson, Derreck, DE (2005-06)
98 Scott, Ian, DT (2008-09)
98 Barnes, Antwan, LB (2010-12)
98 Lissemore, Sean, DT (2013-15)
98 Rochell, Isaac, DE (2017)
99 Young, Wilbur, DE (1978-82)
99 Williams, Lee, DE (1984-90)
99 Marve, Eugene, LB (1992)
99 Johnson, Raylee, DE (1993-99, 01-03)
99 Olshansky, Igor, DE (2004-08)
99 Burnett, Kevin, LB (2009-10)
99 LaBoy, Travis, LB (2011)
99 Wynn, Jarius, DE (2013)
99 Robinson, Adrian, OLB (2013)
99 Law, Cordarro, OLB (2014-15)
99 Bosa, Joey, DE (2016-17)

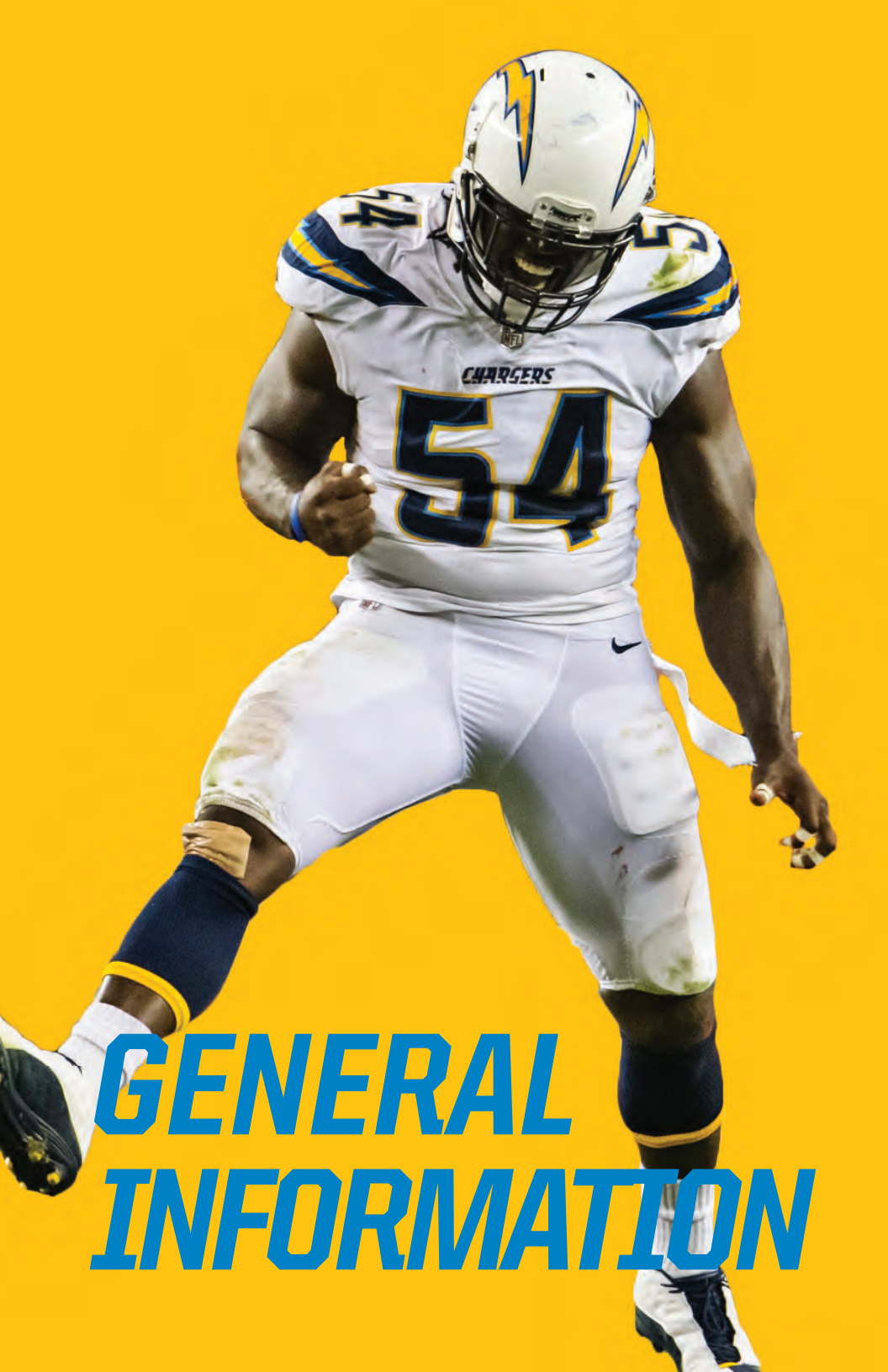

GENERAL INFORMATION

2018 NFL SCHEDULE

***Sunday night games in Weeks 5-15 subject to change. Week 17 Sunday night game TBD**

WEEK 1 – (All Times Pacific)

Thursday, September 6, 2018
Falcons at Eagles 5:20p

Sunday, September 9, 2018
Bills at Ravens 10:00a
Steelers at Browns 10:00a
Bengals at Colts 10:00a
Titans at Dolphins 10:00a
49ers at Vikings 10:00a
Texans at Patriots 10:00a
Buccaneers at Orleans Saints 10:00a
Jaguars at Giants 10:00a
Chiefs at Chargers 1:05p
Redskins at Cardinals 1:25p
Cowboys at Panthers 1:25p
Seahawks at Broncos 1:25p
Bears at Packers 5:20p

Monday, September 10, 2018
Jets at Lions 4:10p
Rams at Raiders 7:20p

WEEK 2

Thursday, September 13, 2018
Ravens at Bengals 5:20p

Sunday, September 16, 2018
Panthers at Falcons 10:00a
Chargers at Bills 10:00a
Vikings at Packers 10:00a
Browns at Saints 10:00a
Dolphins at York Jets 10:00a
Chiefs at Steelers 10:00a
Eagles at Buccaneers 10:00a
Texans at Titans 10:00a
Colts at Redskins 10:00a
Cardinals at Rams 1:05p
Lions at 49ers 1:05p
Raiders at Broncos 1:25p
Patriots at Jaguars 1:25p
Giants at Cowboys 5:20p

Monday, September 17, 2018
Seahawks at Bears 5:15p

WEEK 3

Thursday, September 20, 2018
Jets at Browns 5:20p

Sunday, September 23, 2018
Saints at Falcons 10:00a
Broncos at Ravens 10:00a
Bengals at Panthers 10:00a
Giants at Texans 10:00a
Titans at Jaguars 10:00a
49ers at Chiefs 10:00a
Raiders at Dolphins 10:00a
Bills at Vikings 10:00a
Colts at Eagles 10:00a
Packers at Redskins 10:00a
Chargers at Rams 1:05p
Bears at Cardinals 1:25p
Cowboys at Seahawks 1:25p
Patriots at Lions 5:20p

Monday, September 24, 2018
Steelers at Buccaneers 5:15p

WEEK 4

Thursday, September 27, 2018
Vikings at Rams 5:20p

Sunday, September 30, 2018
Bengals at Falcons 10:00a
Buccaneers at Bears 10:00a
Lions at Cowboys 10:00a
Bills at Packers 10:00a
Texans at Colts 10:00a
Jets at Jaguars 10:00a
Dolphins at Patriots 10:00a
Eagles at Titans 10:00a
Seahawks at Cardinals 1:05p
Browns at Raiders 1:05p
49ers at Chargers 1:25p
Saints at Giants 1:25p
Ravens at Steelers 5:20p

Monday, October 1, 2018
Chiefs at Broncos ..... 5:15 p

Bye: *Panthers, Redskins*

WEEK 5

Thursday, October 4, 2018
Colts at Patriots 5:20p

Sunday, October 7, 2018
Titans at Bills 10:00a
Giants at Panthers 10:00a
Dolphins at Bengals 10:00a
Ravens at Browns 10:00a
Packers at Lions 10:00a
Jaguars at Chiefs 10:00a
Broncos at Jets 10:00a
Falcons at Steelers 10:00a
Raiders at Chargers 1:05p
Vikings at Eagles 1:25p
Cardinals at 49ers 1:25p
Rams at Seahawks 1:25p
Cowboys at Texans* 5:20p

Monday, October 8, 2018
Redskins at Saints ..... 5:15 p

Bye: *Bears, Buccaneers*

WEEK 6

Thursday, October 11, 2018
Eagles at Giants 5:20p

Sunday, October 14, 2018
Buccaneers at Falcons 10:00a
Steelers at Bengals 10:00a
Chargers at Browns 10:00a
Bills at Texans 10:00a
Bears at Dolphins 10:00a
Cardinals at Vikings 10:00a
Colts at Jets 10:00a
Seahawks at Raiders (London) 10:00a
Panthers at Redskins 10:00a
Rams at Broncos 1:05p
Jaguars at Cowboys 1:25p
Ravens at Titans 1:25p
Chiefs at Patriots* 5:20p

Monday, October 15, 2018
49ers at Packers 5:15p

Bye: *Lions, Saints*

WEEK 7

Thursday, October 18, 2018
Broncos at Cardinals 5:20p

Sunday, October 21, 2018
Titans at Chargers (London) 6:30a
Patriots at Bears 10:00a
Bills at Colts 10:00a
Texans at Jaguars 10:00a
Bengals at Chiefs 10:00a
Lions at Dolphins 10:00a
Vikings at Jets 10:00a
Panthers at Eagles 10:00a
Browns at Buccaneers 10:00a
Saints at Ravens 1:05p
Cowboys at Redskins 1:25p
Rams at 49ers* 5:20p

Monday, October 22, 2018
Giants at Falcons 5:15p

Bye: *Packers, Raiders, Steelers, Seahawks*

WEEK 8

Thursday, October 25, 2018
Dolphins at Texans 5:20p

Sunday, October 28, 2018
Eagles at Jaguars (London) 6:30a
Ravens at Panthers 10:00a
Jets at Bears 10:00a
Buccaneers at Bengals 10:00a
Seahawks at Lions 10:00a
Broncos at Chiefs 10:00a
Redskins at Giants 10:00a
Browns at Steelers 10:00a
Colts at Raiders 1:05p
49ers at Cardinals 1:25p
Packers at Rams 1:25p
Saints at Vikings* 5:20p

Monday, October 29, 2018
Patriots at Bills 5:15p

Bye: *Falcons, Cowboys, Chargers, Titans*

WEEK 9

Thursday, November 1, 2018
Raiders at 49ers 5:20p

Sunday, November 4, 2018
Steelers at Ravens 10:00a
Bears at Bills 10:00a
Buccaneers at Panthers 10:00a
Chiefs at Browns 10:00a
Jets at Dolphins 10:00a
Lions at Vikings 10:00a
Falcons at Redskins 10:00a
Texans at Broncos 1:05p
Chargers at Seahawks 1:05p
Rams at Saints 1:25p
Packers at Patriots* 5:20p

Monday, November 5, 2018
Titans at Cowboys 5:15p

Bye: *Cardinals, Bengals, Colts, Jaguars, Giants, Eagles*

WEEK 10

Thursday, November 8, 2018
Panthers at Steelers 5:20p

Sunday, November 11, 2018
Lions at Bears 10:00a
Saints at Bengals 10:00a
Falcons at Browns 10:00a
Dolphins at Packers 10:00a
Jaguars at Colts 10:00a
Cardinals at Chiefs 10:00a
Bills at Jets 10:00a
Redskins at Buccaneers 10:00a
Patriots at Titans 10:00a
Chargers at Raiders 1:05p
Seahawks at Rams 1:25p
Cowboys at Eagles* 5:20p

Monday, November 12, 2018
Giants at 49ers 5:15p

Bye: *Ravens, Broncos, Texans, Vikings*

WEEK 11

Thursday, November 15, 2018
Packers at Seahawks 5:20p

Sunday, November 18, 2018
Cowboys at Falcons 10:00a
Bengals at Ravens 10:00a
Vikings at Bears 10:00a
Panthers at Lions 10:00a
Titans at Colts 10:00a
Eagles at Saints 10:00a
Buccaneers at Giants 10:00a
Texans at Redskins 10:00a
Raiders at Cardinals 1:05p
Broncos at Chargers 1:05p
Steelers at Jaguars* 5:20p

Monday, November 19, 2018
Chiefs at Rams (Mexico City) 5:15p

Bye: *Bills, Browns, Dolphins, Patriots, Jets, 49ers*

WEEK 12

Thursday, November 22, 2018
Bears at Lions 9:30a
Redskins at Cowboys 1:30p
Falcons at Saints 5:20p

Sunday, November 25, 2018
Raiders at Ravens 10:00a
Jaguars at Bills 10:00a
Seahawks at Panthers 10:00a
Browns at Bengals 10:00a
Dolphins at Colts 10:00a
Patriots at Jets 10:00a
Giants at Eagles 10:00a
49ers at Buccaneers 10:00a
Cardinals at Chargers 1:05p
Steelers at Broncos 1:25p
Packers at Vikings* 5:20p

Monday, November 26, 2018
Titans at Texans 5:15p

Bye: *Chiefs, Rams*

WEEK 13

Thursday, November 29, 2018
Saints at Cowboys 5:20p

Sunday, December 2, 2018
Ravens at Falcons 10:00a
Broncos at Bengals 10:00a
Rams at Lions 10:00a
Cardinals at Packers 10:00a
Browns at Texans 10:00a
Colts at Jaguars 10:00a
Bills at Dolphins 10:00a
Bears at Giants 10:00a
Chargers at Steelers 10:00a
Panthers at Buccaneers 10:00a
Chiefs at Raiders 1:05p
Jets at Titans 1:05p
Vikings at Patriots 1:25p
49ers at Seahawks* 5:20p

Monday, December 3, 2018
Redskins at Eagles 5:15p

WEEK 14

Thursday, December 6, 2018
Jaguars at Titans 5:20p

Sunday, December 9, 2018
Jets at Bills 10:00a
Rams at Bears 10:00a
Panthers at Browns 10:00a
Falcons at Packers 10:00a
Colts at Texans 10:00a
Ravens at Chiefs 10:00a
Patriots at Dolphins 10:00a
Saints at Buccaneers 10:00a
Giants at Redskins 10:00a
Bengals at Chargers 1:05p
Broncos at 49ers 1:05p
Lions at Cardinals 1:25p
Eagles at Cowboys 1:25p
Steelers at Raiders* 5:20p

Monday, December 10, 2018
Vikings at Seahawks 5:15p

WEEK 15

Thursday, December 13, 2018
Chargers at Chiefs 5:20p

Saturday, December 15, 2018
Texans at Jets 1:30p/5:20p
Browns at Broncos 1:30p/5:20p

Sunday, December 16, 2018
Cardinals at Falcons 10:00a
Buccaneers at Ravens 10:00a
Lions at Bills 10:00a
Packers at Bears 10:00a
Raiders at Bengals 10:00a
Cowboys at Colts 10:00a
Redskins at Jaguars 10:00a
Dolphins at Vikings 10:00a
Titans at Giants 10:00a
Seahawks at 49ers 1:05p
Patriots at Steelers 1:25p
Eagles at Rams* 5:20p

Monday, December 17, 2018
Saints at Panthers 5:15p

WEEK 16

Saturday, December 22/23, 2018^
Giants at Colts ..... TBD
Ravens at Chargers ..... TBD
Jaguars at Dolphins ..... TBD
Redskins at Titans ..... TBD

Sunday, December 23, 2018
Falcons at Panthers 10:00a
Bengals at Browns 10:00a
Buccaneers at Cowboys 10:00a
Vikings at Lions 10:00a
Bills at Patriots 10:00a
Packers at Jets 10:00a
Texans at Eagles 10:00a
Rams at Cardinals 1:05p
Bears at 49ers 1:05p
Steelers at Saints 1:25p
Chiefs at Seahawks* 5:20p

Monday, December 24, 2018
Broncos at Raiders 5:15p

^ In Week 16, two of four possible match-ups will be scheduled for Saturday on NFL Network: Baltimore at Los Angeles Chargers, Jacksonville at Miami, the New York Giants at Indianapolis or Washington at Tennessee. Start times and Saturday games for Week 16 will be announced no later than following Week 8, with the non-Saturday games to be played on Sunday.

WEEK 17*

Sunday, December 31, 2017
Browns at Ravens 10:00a
Dolphins at Bills 10:00a
Lions at Packers 10:00a
Jaguars at Texans 10:00a
Raiders at Chiefs 10:00a
Bears at Vikings 10:00a
Jets at Patriots 10:00a
Panthers at Saints 10:00a
Cowboys at Giants 10:00a
Bengals at Steelers 10:00a
Falcons at Buccaneers 10:00a
Colts at Titans 10:00a
Eagles at Redskins 10:00a
Chargers at Broncos 1:25p
49ers at Rams 1:25p
Cardinals at Seahawks 1:25p

AFC AND NFC WILD CARD PLAYOFFS
January 5-6, 2019

AFC AND NFC DIVISIONAL PLAYOFFS
January 12-13, 2019

AFC AND NFC CHAMPIONSHIP GAMES
Sunday, January 20, 2019

PRO BOWL
Sunday, January 27, 2019

SUPER BOWL LIII (MERCEDES-BENZ STADIUM, ATLANTA)
Sunday, February 3, 2019

2018 NFL PRESEASON SCHEDULE

Thursday, August 2
NFL/Hall of Fame Game at Canton, Ohio
Chicago at Baltimore (NBC) 5:00p

WEEK 1

Thursday, August 9
Carolina at Buffalo 4:00p
Chicago at Cincinnati 4:00p
Cleveland at N.Y. Giants 4:00p
New Orleans at Jacksonville 4:00p
Pittsburgh at Philadelphia 4:00p
Tampa Bay at Miami 4:00p
L.A. Rams at Baltimore 4:30p
Washington at New England 4:30p
Tennessee at Green Bay 5:00p
Houston at Kansas City 5:30p
Dallas at San Francisco 7:00p
Indianapolis at Seattle 7:00p

Friday, August 10
Atlanta at N.Y. Jets 4:30p
Detroit at Oakland 7:30p

Saturday, August 11
Minnesota at Denver 6:00p
Chargers at Arizona 7:00p

WEEK 2

Thursday, August 16
Philadelphia at New England 4:30p
N.Y. Jets at Washington (ESPN) 5:00p
Pittsburgh at Green Bay 5:00p

Friday, August 17
Kansas City at Atlanta 4:00p
N.Y. Giants at Detroit 4:00p
Buffalo at Cleveland 4:30p
Miami at Carolina 4:30p
Arizona at New Orleans 5:00p

Saturday, August 18
Jacksonville at Minnesota 10:00a
Oakland at L.A. Rams 1:00p
Cincinnati at Dallas 4:00p
Tampa Bay at Tennessee 4:00p
San Francisco at Houston 5:00p
Chicago at Denver 6:05p
Seattle at Chargers 7:00p

Monday, August 20
Baltimore at Indianapolis (ESPN) 5:00p

WEEK 3

Thursday, August 23
Philadelphia at Cleveland 5:00p

Friday, August 24
Denver at Washington 4:30p
New England at Carolina 4:30p
N.Y. Giants at N.Y. Jets 4:30p
Detroit at Tampa Bay (CBS) 5:00p
Seattle at Minnesota 5:00p
Green Bay at Oakland 7:30p

Saturday, August 25
Kansas City at Chicago 10:00a
Houston at L.A. Rams 1:00p
Tennessee at Pittsburgh 1:00p
San Francisco at Indianapolis 1:30p
Atlanta at Jacksonville 4:00p
Baltimore at Miami 4:00p
New Orleans at Chargers (CBS) 5:00p

Sunday, August 26
Cincinnati at Buffalo (FOX) 1:00p
Arizona at Dallas (NBC) 5:00p

WEEK 4

Thursday, August 30
Cleveland at Detroit 4:00p
Indianapolis at Cincinnati 4:00p
Miami at Atlanta 4:00p
New England at N.Y. Giants 4:00p
N.Y. Jets at Philadelphia 4:00p
Carolina at Pittsburgh 4:30p
Jacksonville at Tampa Bay 4:30p
Washington at Baltimore 4:30p
Buffalo at Chicago 5:00p
Dallas at Houston 5:00p
L.A. Rams at New Orleans 5:00p
Minnesota at Tennessee 5:00p
Green Bay at Kansas City 5:30p
Denver at Arizona 7:00p
Chargers at San Francisco 7:00p
Oakland at Seattle 7:00p

2018-19 IMPORTANT DATES

Aug.	7	–	If a Drafted Rookie has not signed with his club by this date, he may not be traded to any other club in 2018.
Sept.	1	–	Rosters cut down to maximum of 53 players on Active/Inactive List by 1 p.m. (PT).
Sept.	2	–	At 10 a.m. (PT), clubs may establish a Practice Squad of 10 players by signing free agents who do not have an accrued season of free-agency credit or who were on the Active/Inactive List for less than nine regular-season games during their only Accrued Season(s). A player cannot participate on the Practice Squad for more than three seasons.
Sept.	6	–	NFL Kickoff Weekend.
Sept.	25	–	Beginning on the Tuesday following the third weekend of regular season games, the claiming priority is based on the inverse order of the standing of clubs in the current season's games.
Oct.	30	–	All trading ends at 1 p.m. (PT).
Oct.	31	–	Players with at least four previous pension credits are subject to the waiver system for the remainder of regular season and postseason.
Nov.	13	–	By 1 p.m. (PT), clubs must sign their Draft Choices and any Unrestricted and Restricted Free Agents to whom June 1 tender was made. If still unsigned after this date, players are prohibited from playing in the NFL in 2018.
Dec.	31	–	Clubs may begin signing free agent players for the 2019 season.
Jan.	5-6	–	Wild Card Playoffs
Jan.	12-13	–	Divisional Playoffs
Jan.	20	–	AFC and NFC Championship Games
Jan.	27	–	Pro Bowl
Feb.	3	–	Super Bowl LIII, Mercedes-Benz Stadium, Atlanta

CHARGERS RADIO NETWORK

As the Chargers' flagship English-language radio partner, iHeartMedia Los Angeles will again air all preseason, regular season and postseason Chargers games on KFI AM-640 – No. 1 in news, talk and sports in Los Angeles and Orange County, as well as across 13 affiliates. In addition to game broadcasts, KFI AM-640 and AM 570 LA Sports will broadcast 10 hours of game day coverage, while iHeartMedia Los Angeles' stable of eight radio stations – led by ALT 98.7 – will support the Chargers with year-round programming, marketing, community outreach and promotional content.

MATT "MONEY" SMITH

PLAY-BY-PLAY

Matt "Money" Smith enters his second season handling the play-by-play duties for the Chargers broadcast team. A fixture in Los Angeles sports for more than two decades, Smith is a co-host of the Petros & Money Show on AM 570. He is also a fantasy football analyst on the NFL Network's NFL Fantasy Live show and is regularly featured as part of NFL.com's coverage of the NFL Draft, the NFL Scouting Combine and the Super Bowl. Additionally, for the past seven years, Smith has handled play-by-play for Compass Media Network's coverage of NFL games, NCAA football and NCAA basketball and has also done television play-by-play for the Pac-12 Network and the NFL on Fox. From 2005-09, Smith hosted AM 570's Los Angeles Lakers pregame, halftime and post-game shows, and he was part of the National Association of Broadcasters Hall of Fame morning program 'Kevin and Bean' on KROQ 106.7 FM in Los Angeles from 1995-2005.

DANIEL JEREMIAH

ANALYST

Jeremiah, a former NFL scout who spent a combined eight seasons with three NFL teams prior to joining the NFL Network in 2012, will partner with radio play-by-play announcer Matt "Money" Smith and sideline reporter Shannon Farren as the color analyst on KFI AM-640's Chargers game broadcasts. A 2000 graduate of Appalachian State, where he was a three-year starter at quarterback, Jeremiah began his NFL career as a personnel assistant with the Baltimore Ravens scouting department in 2003 and was promoted to area scout in 2005. Moving to the Cleveland Browns as a National Scout prior to the 2007 season, most recently he served as a West Coast scout for the Philadelphia Eagles from 2010-12. Currently a regular contributor on NFL.com and NFL Mobile, offering an Xs-and-Os look at players, teams and trends, the El Cajon, CA native also plays a vital role on various NFL Network programs such as NFL Total Access and Path to the Draft and is the co-host of the Move the Sticks Podcast with Bucky Brooks.

SHANNON FARREN

SIDELINE

Shannon Farren hosts The Gary and Shannon Show on KFI Monday thru Friday, 10a-2p. Before the show debuted in 2015, she spent 15 years reporting on news and sports in Sacramento, Seattle and Los Angeles. Shannon has won awards from the Radio and Television News Association of Southern California and the Associated Press including Best Sports Reporting, Best Spot News Coverage, Best Feature Reporting and Best Use of Sound. She can be seen on NBC4's Going Roggin. Last year was her first season working the sidelines for the Chargers.

CHARGERS EN ESPANOL

KFWB 980-AM La Mera Mera, housed under the Lotus Communications umbrella and the most listened to AM music station in the country in any language, will again broadcast all preseason, regular season and postseason Chargers games, including pre and postgame shows. The station, which dates back to 1925 and was the first to broadcast the annual Rose Parade in Pasadena, CA, will also air a weekly Chargers series throughout the season.

MARIO SOLIS

PLAY-BY-PLAY

Solis, who has received numerous accolades for his work, including several local Area Emmys, Golden Mikes and a regional Edward R. Murrow Award for Best Sports Reporting, will handle Spanish language play-by-play duties for KFWB AM-980's Chargers game broadcasts. Honored by the National Hispanic Media Coalition for excellence in broadcast journalism, Solis, currently weekend sports anchor and weekday sports reporter at NBC 4 Los Angeles, has more than two decades of sports broadcasting experience. He has covered nearly every major sporting event, including the Olympic Games and the World Cup, and previously served as a sportscaster for the Telemundo Network and its owned Southern California station KVEA 52. In addition to his duties as sports anchor and sports reporter, the Los Angeles native and USC alum has also served as the Spanish-language announcer for HBO's "World Championship Boxing" since 2001.

JORGE VILLANUEVA

ANALYST

Villanueva enters his 25th season working on the Spanish broadcast for the Chargers. He hosts and produces "En Contacto con los Chargers," the official Spanish TV show of the team, which is seen in San Diego, Los Angeles and Baja California. Villanueva previously worked as a sports director and anchor for KBNT-TV (Channel 17) Univision in San Diego, as well as for Televisa Baja California from 1989-94. He has 30 years of experience in sports journalism, and his play-by-play experience includes soccer, baseball and boxing. Villanueva handles the Spanish play-by-play for the Holiday Bowl and the NCAA's Bowl Championship Series. He spent the 2001-03 seasons as the football play-by-play voice for the USC Trojans and the 1994-96 seasons with the San Diego State Aztecs. In 2004, Villanueva received an invitation to join the American Sportscasters Association.

CHARGER AFFILIATES

ENGLISH TV: KABC Los Angeles, KFMB San Diego, KLAS Las Vegas, KBAK Bakersfield, KMIR Palm Springs, KSWT Yuma, KTV Salt Lake City, KGMB Honolulu, KSEE Fresno.

ENGLISH RADIO: KFI + KLAC Los Angeles, KGB +KLSD San Diego, KNWZ Palm Springs, KRLV Las Vegas, KBFP Bakersfield, KALZ Fresno, KATY San Bernardino.

SPANISH RADIO:KFWB, Unradio.

CHARGERS PRESEASON TELECAST

KABC-TV (ABC7), the most watched television station in Southern California, continues as the exclusive local television home of Chargers preseason football games in Los Angeles. ABC7 will air three games this coming preseason, with special pre and postgame coverage: Saturday, Aug. 11 at Arizona (7:00 pm PT), Saturday Aug. 18 vs. Seattle (7:00 pm PT) and Thursday, Aug. 30 at San Francisco (7:00 pm PT). Additionally, furthering the team's commitment to create a unified destination for all Chargers fans, ABC7 is partnering with KFWB-980 AM La Mera Mera to provide its Spanish-language play-by-play broadcast on the ABC7 SAP channel during all locally televised Chargers preseason games.

SPERO DEDES

PLAY-BY-PLAY

Spero Dedes enters his second season handling the play-by-play duties for the Chargers preseason contests. Dedes joined the CBS Television Network's coverage of THE NFL ON CBS and the NCAA Division I Men's Basketball Championship as a play-by-play announcer in 2010. He also calls regular-season college basketball, which began in the 2009-10 season for CBS Sports – nine years after working his first play-by-play assignment for the Network in 2004.

Dedes spent six seasons as the radio play-by-play voice of the Los Angeles Lakers before becoming a radio and television announcer for the New York Knicks in 2011, where he remained for three years. He has called play-by-play for Turner Sports' coverage of the NBA Playoffs since 2015. And he has called select NCAA men's basketball games for Westwood One Radio since 2017.

His extensive resume also includes play-by-play on Westwood One's coverage of NCAA football and basketball, the NFL on FOX, and in August of 2004 Dedes was stationed in Athens as a reporter/play-by-play announcer on NBC's coverage of the 2004 Summer Olympics.

The Paramus, N.J. native and 2001 Fordham graduate was the inaugural recipient of the Marty Glickman Award, given to the Fordham student announcer who best exemplifies the standards set by the late sports broadcasting icon.

LaDAINIAN TOMLINSON

ANALYST

NFL Hall of Fame running back and former NFL Most Valuable Player, LaDainian Tomlinson, will begin his first season in the booth as an analyst for the preseason broadcasts. Tomlinson, who holds 28 team records, as well as the NFL single-season record for rushing touchdowns, supports the organization and expands its community outreach as the franchise continues the transition to Los Angeles.

Tomlinson, who is an analyst on NFL Network, focuses on engaging fans and the community, sharing his passion for the Chargers and game of football.

On top of his broadcast responsibilities, Tomlinson's duties include helping to further develop fan engagement and community relations programs for the Los Angeles Chargers. The five-time Pro Bowl standout works with the organization to maintain an active presence in the community, building on the momentum the team has established with its call to "Fight for LA". Tomlinson's long and storied history with the team gives him a unique perspective, allowing him to continue building the Chargers' fan base in their new home.

HAYLEY ELWOOD

SIDELINE

Elwood enters her first season on the sideline for the Chargers.

She worked as the Chargers' contributing writer for three seasons before becoming the team reporter in April 2017.

Elwood returns to Los Angeles after spending the 2015-2016 season with the Los Angeles Lakers as the team's in-arena host. For about half of the home games, including Kobe Bryant's curtain call, she hosted the team's pregame show, LakersTV. In-game, she worked closely with Lisa Estrada, Lakers VP Entertainment and Facilities, and was responsible for reading PAs, reporting live and hosting contests for sold out crowds.

Prior to joining the Chargers, Elwood got her start interning for EAG Sports Management under the direction of Denise White. Additionally, she's worked as a field reporter covering high school football recruiting for FOX Sports and Scout.com, a production assistant for CBS8 and FOX Sports San Diego.

She is a proud graduate of UC San Diego (Muir College c/o 2010) with a degree in communication. She aims to inspire others by participating on media panels and mixers with the school.

2018 CHARGER GIRLS

BRI

CHEYANNE

DIANA

ELAYNA

HALEY

IMANI

JANAE

JAYDA

KAYLA

KAYLIN

KELSIE

KRYSTAL

KYLIE

LAUREN

LAURYN

MADISON


MADISYN

MELISSA

NICOLINA


PAIGE

PATRISHA

RACHAEL

ROSE

SABRINA

SHELBY

TAYLOR

TESS

TRACI

STUBHUB CENTER

2018 SEASON TICKET PRICES	10 GAME SUBTOTAL	MINUS LONDON GAME	2018 TOTAL
LOWER CENTER WEST	$ 3,750	($ 375)	$ 3,375
LOWER CENTER WEST *	$ 3,550	($ 355)	$ 3,195
LOWER CENTER EAST	$ 3,250	($ 325)	$ 2,925
LOWER CENTER EAST *	$ 3,050	($ 305)	$ 2,745
LOWER SIDELINE	$ 2,550	($ 255)	$ 2,295
LOWER SIDELINE *	$ 2,350	($ 235)	$ 2,115
LOWER SIDELINE	$ 2,450	($ 245)	$ 2,205
LOWER SIDELINE *	$ 2,250	($ 225)	$ 2,025
LOWER SIDELINE	$ 2,350	($ 235)	$ 2,115
LOWER SIDELINE *	$ 2,150	($ 215)	$ 1,935
MEZZANINE MIDFIELD	$ 2,200	($ 220)	$ 1,980
LOWER NORTH END ZONE | SOUTH END ZONE | MEZZANINE SIDELINE	$ 1,550	($ 155)	$ 1,395
NORTH END ZONE	$ 700	($ 70)	$ 630

* Limited views of the field

FOR MORE INFORMATION ON SEATING OR CHARGERS PREMIUM EXPERIENCES, VISIT CHARGERS.COM/TICKETS OR CALL 1-877-CHARGERS

The StubHub seating chart is for informational purposes only. Maps are not to scale and are subject to change without notice. Quality seat locations for our fans with disabilities are available. For Accessible Seating information, call 1-877-CHARGERS. The Chargers accept Visa, MasterCard, American Express, personal checks, money orders and cash for all season ticket purchases.

MEDIA INFORMATION

GAME-DAY MEDIA PARKING: Media attending Chargers home games have been assigned reserved areas to park at StubHub Center. Please refer to the map on the back of your assigned parking permit. Media should enter the parking lot through the main gate, located off of South Avalon Blvd. Media must park in the assigned area and display parking permits at all times. As a reminder, parking is limited and is being provided as a courtesy.

MEDIA ENTRANCE: All credentialed media must enter through SE Media Gate and are subject to search procedures. Please be prepared to open all cases and bags for inspection by stadium security personnel. All items will be inspected and tagged for security purposes. Please make sure bags are identifiable and limit carry-in items to only what is necessary. Remove any security tags from prior games.

JOSH RUPPRECHT
Vice President,
Public Relations

SKIP POWERS
Senior Manager,
Football Public Relations

JENNIFER ROJAS
Senior Manager,
Corporate Public Relations

JAMAAL LaFRANCE
Manager, Public Relations

BROCK ANDERSON
Coordinator,
Public Relations

LAUREN MEYER
Coordinator,
Public Relations

The public relations department of the Los Angeles Chargers serves as liaison between the team and the media. Please contact us with all requests for information or game credentials.

LOS ANGELES CHARGERS PUBLIC RELATIONS DEPARTMENT

Josh Rupprecht, Vice President, Public Relations
Skip Powers, Senior Manager, Football Public Relations
Jennifer Rojas, Senior Manager, Corporate Public Relations
Jamaal LaFrance, Manager, Public Relations
Brock Anderson, Coordinator, Public Relations
Lauren Meyer, Coordinator, Public Relations

3333 Susan Street
Costa Mesa, CA 92626
Office: (714) 540-7100

CHARGERS.COM AND CHARGERSMEDIA.COM

Chargers.com features the latest news on the Los Angeles Chargers, including player features. The site also includes player bios, rosters, the depth chart, transactions and more. It is the quickest and easiest way to find the latest information on the Los Angeles Chargers.

Chargersmedia.com is the hosting site for media to request game credentials. Credential requests must be submitted by the sports director, sports editor or photo editor to be considered.

The Chargers media site is available to assist media with coverage leading up to our game and can be accessed at www.chargers.com/media. The media site contains digital copies of the 2018 Los Angeles Chargers Media Guide, game releases, flip cards and transcripts.

PRESS WILL CALL

Press Will Call is located at the NW Box Office and opens four hours prior to kickoff.

PRESS BOX

The telephone number in the StubHub Center press box is (310) 630-4522. The visiting press box is (310) 630-4523. The press box is equipped with wireless internet. Contact the Chargers' PR staff for additional support.

TICKET INFORMATION

For information, call the Chargers' ticket office at 1-877-CHARGERS or visit chargers.com/tickets.

The Media Guide is a publication of the Los Angeles Chargers. Copyright © 2018 Chargers Football Company, LLC. Chargers Editorial Offices: 3333 Susan Street, Costa Mesa, CA 92626, (714) 540-7100.

TITANS VS CHARGERS

WEMBLEY STADIUM
LONDON, ENGLAND

WEEK 7

SUN. OCT. 21 | 6:30 AM PT | CBS

L A
CHARGERS