

BOLTUP BOLTUP BOLTUP BOLTUP



**LOS ANGELES  
CHARGERS**



**2020 MEDIA GUIDE**



**#BOLTUP**

INAUGURAL SEASON



OUR NEW HOME



# BOLTS 2020 SEASON SCHEDULE

WEEK	DATE		OPPONENT	TIME	NETWORK
1	Sun. Sept. 13		@ Bengals	1:05 pm	CBS
2	<b>Sun. Sept. 20</b>		<b>CHIEFS</b>	<b>1:25 pm</b>	<b>CBS</b>
3	<b>Sun. Sept. 27</b>		<b>PANTHERS</b>	<b>1:05 pm</b>	<b>CBS</b>
4	Sun. Oct. 4		@ Buccaneers	10:00 am	CBS
5	Mon. Oct. 12		@ Saints	5:15 pm	ESPN*
6	<b>Sun. Oct. 18</b>		<b>JETS</b>	<b>1:05 pm</b>	<b>CBS</b>
7	Sun. Oct. 25		@ Dolphins	10:00 am	CBS
8	<b>Sun. Nov. 1</b>		<b>JAGUARS</b>	<b>1:05 pm</b>	<b>CBS</b>
9	<b>Sun. Nov. 8</b>		<b>RAIDERS</b>	<b>1:05 pm</b>	<b>FOX</b>
10			BYE		
11	Sun. Nov. 22		@ Broncos	1:05 pm	CBS
12	Sun. Nov. 29		@ Bills	10:00 am	CBS
13	<b>Sun. Dec. 6</b>		<b>PATRIOTS</b>	<b>1:25 pm</b>	<b>CBS</b>
14	<b>Sun. Dec. 13</b>		<b>FALCONS</b>	<b>1:25 pm</b>	<b>FOX</b>
15	Thu. Dec. 17		@ Raiders	5:20 pm	FOX/NFLN**
16	<b>TBD Dec. 26/27</b>		<b>BRONCOS</b>	<b>TBD</b>	<b>TBD</b>
17	Sun. Jan. 3		@ Chiefs	10:00 am	CBS

All dates and times are Pacific and subject to change | \*Nationally televised | \*\*NFL Network and Amazon simulcast

**#BOLTUP**

# TABLE OF CONTENTS

2020 Schedule .....	1
Staff Directory .....	3
Chargers in the Community .....	6

## OWNERSHIP, COACHING & ADMINISTRATION

Alex G. & Faye Spanos .....	14
Dean A. Spanos .....	16
Michael A. Spanos .....	18
A.G. Spanos .....	19
John Spanos .....	20
Jeanne M. Bonk .....	21
Ed McGuire .....	22
Fred Maas .....	23
LaDainian Tomlinson .....	24
Antonio Gates .....	25
Mark Fabiani .....	26
Tom Telesco .....	27
Anthony Lynn .....	28
Assistant Coaches .....	30
Player Personnel .....	60
Football Staff .....	64
2020 Rosters .....	67

## PLAYERS

Veterans & Returning Players .....	69
Draft Choices .....	201
Rookie Free Agents & First-Year Players .....	210

## 2019 IN REVIEW

Final NFL Standings .....	224
Regular-Season Stats .....	225
Defensive Stats .....	226
Starting Lineups .....	227
Participation Chart .....	228
Single-Game Highs .....	229
Weekly Leaders .....	230
Game Summaries .....	231

## RECORDS

Individual Records .....	248
Team Records .....	251
Career Top 10 .....	255
Single-Season Top 10 .....	256
All-Time 300-Yard Passing Games .....	258
All-Time 100-Yard Rushing Games .....	259
All-Time 100-Yard Receiving Games .....	261
All-Time 200-Yard All-Purpose Games .....	265
Chargers/Opponent 10 Longest Plays .....	266
Opponent Top Performances .....	267
Individual Postseason Records .....	269
Team Postseason Records .....	270
The Last Time .....	271

## YEAR-BY-YEAR STATISTICS

1960-2018 .....	273
-----------------	-----

## HISTORY

All-Time Series History .....	334
Series Results .....	335
Prime Time Results .....	339
Preseason Results .....	340
Postseason Results .....	341
Postseason History .....	342
Retired Numbers .....	357
Chargers in the Hall of Fame .....	358
NFL Honors .....	360
Chargers Honors .....	363
Chronology .....	364
Draft History .....	372
Draft Picks by School .....	376
Trade History .....	377
History of the Chargers Uniform .....	380
Head Coaches .....	382
Assistant Coaches .....	383
All-Time Alphabetical Roster .....	384
All-Time Colleges .....	390
All-Time Numerical Roster .....	391

## GENERAL INFORMATION

2020 NFL Regular-Season Schedule .....	398
2020 NFL Postseason Schedule .....	399
Chargers on Radio .....	400
Chargers en Español .....	401
SoFi Stadium .....	402
Media Information .....	404
Index .....	405



# STAFF DIRECTORY

## OWNERSHIP & EXECUTIVE MANAGEMENT

Owner (1984-2018) . . . . .	Alex G. Spanos
Owner and Chairman of the Board . . . . .	Dean A. Spanos
Co-Owner & Vice Chairman . . . . .	Michael A. Spanos
President of Business Operations . . . . .	A.G. Spanos
President of Football Operations . . . . .	John Spanos
Executive Vice President – Chief Operating Officer/Chief Financial Officer . . . . .	Jeanne M. Bonk
Executive Vice President of Football Administration/Player Finance . . . . .	Ed McGuire
Chief of Staff . . . . .	Fred Maas
Special Assistant . . . . .	LaDainian Tomlinson
Legends Ambassador . . . . .	Antonio Gates
Special Counsel . . . . .	Mark Fabiani
Senior Assistant to the Executive Suite . . . . .	Yolanda Rivera
Assistant to the Executive Suite . . . . .	Annelly Salgado

## PLAYER PERSONNEL

General Manager . . . . .	Tom Telesco
Director of Player Personnel . . . . .	JoJo Wooden
Senior Director of Pro Personnel . . . . .	Louis Clark
Director of Pro Scouting . . . . .	Dennis Abraham
Director of College Scouting . . . . .	Kevin Kelly
Assistant Director of Pro Scouting . . . . .	Regis Eller
National Scout . . . . .	Tom McConaughy
National Crosschecker . . . . .	Justin Sheridan
Area Scouts . . . . .	Donovan Beidelschies, Chris Hobbs, Mike Jasinski, Tyler Lyon, James MacPherson, Patrick Ryan
Salary Cap & Personnel Assistant . . . . .	Michael Spanos II
Combine Area Scout . . . . .	Kevin McGuire
Scouting Assistant . . . . .	Ethan Brodsky
Executive Assistant to Football Operations . . . . .	Allie Busch

## COACHING

Head Coach . . . . .	Anthony Lynn
Assistant Head Coach/Special Teams Coordinator . . . . .	George Stewart
Defensive Coordinator . . . . .	Gus Bradley
Offensive Coordinator . . . . .	Shane Steichen
Assistant Strength . . . . .	Jonathan Brooks
Assistant Special Teams . . . . .	Keith Burns
Senior Coaching Assistant . . . . .	Chris Caminiti
Offensive Line . . . . .	James Campen
Assistant Offensive Line . . . . .	David Diaz-Infante
Assistant Defensive Line . . . . .	La'Roi Glover
Quarterbacks . . . . .	Pep Hamilton
Assistant Strength . . . . .	Tyler Judkins
Head Strength & Conditioning . . . . .	John Lott
Assistant Defensive Backs . . . . .	Addison Lynch
Alex G. Spanos Coaching Fellow . . . . .	Tevin McDonald
Wide Receivers . . . . .	Phil McGeoghan
Defensive Backs . . . . .	Ron Milus
Quality Control/Defense . . . . .	Ryan Milus
Running Backs . . . . .	Mark Ridgley
Tight Ends . . . . .	Alfredo Roberts
Quality Control/Offense . . . . .	Seth Ryan
Senior Coaching Assistant . . . . .	Rip Scherer
Assistant Tight Ends . . . . .	Dan Shamash
Defensive Line . . . . .	Giff Smith
Linebackers . . . . .	Richard Smith

COMMUNITY	FOOTBALL STAFF	
FRONT OFFICE	Head Athletic Trainer .....	Damon Mitchell
	Associate Athletic Trainer .....	Marco Zucconi
	Assistant Athletic Trainer/Physical Therapist .....	Allison Miner
	Assistant Athletic Trainers .....	Alvin Cabrera, Samuel O'Leary
	Team Doctors .....	Dr. David Gazzaniga, Dr. Russ Petrie, Dr. James Ting, Dr. Eugene Yim
	Director of Football Research & Analytics .....	Aditya Krishnan
	Director of Video Operations .....	Brian Duddy
	Assistant Director of Video Operations .....	Matt LeValley
	Video Assistant .....	Sean Scarborough
	Senior Director of Player Engagement .....	Arthur Hightower
VETERANS	Equipment Manager .....	Chris Smith
	Assistant Equipment Manager .....	Kevin Duddy
	Equipment Assistants .....	Chad Jessop, Tasso Panopoulos
	Head Groundskeeper .....	Ryan Rowland
	Assistant Groundskeeper .....	Nick Wilz
	Director of Football/Medical Services .....	James Collins
	Coordinator of Football Logistics .....	John Leatherwood
	Football Staff Assistant .....	Chuck Sandusky
	Football/Stadium and Game Operations Assistant .....	John Wiedmeier
	Team Dietitian Nutritionist .....	Paige Crawford
DRAFT PICKS & FREE AGENTS	Team Chaplain .....	George Gregory
	ADMINISTRATION	
	General Counsel .....	Nicole King
	Vice President of Accounting & Financial Operations .....	Denise Kaufman
	Assistant Controller .....	Robert Wilk
	Payroll/Human Resources Manager .....	Nena Ferris
	Accounting Manager .....	Mariah Hobbs
	Accounting Manager .....	Theodore Dickenson
	Accounts Payable Clerk .....	Michelle Rangel
	Staff Accountant .....	Zach Byrne
2019 IN REVIEW	Revenue Accountant .....	Robin Manning
	General Accountant .....	Danelle McCoy
	FP&A Manager .....	Jason Spanos
	Vice President of Human Resources .....	Catherine B. Iste
	Chief Revenue Officer .....	Jim Rushton
	Vice President of Corporate Partnerships .....	Denny O'Leary
	Vice President of Business Development .....	Tom Morris
	Director, Business Development .....	Graham Herschel
	Director, Business Development .....	Erin LeBar
	Director, Business Development .....	Andy Miller
RECORDS & HISTORY	Director, Business Development .....	Jarrett Nobles
	Senior Manager, Business Development .....	Carson Woods
	Director of Corporate Partnership Services .....	Donna Lupton
	Senior Manager, Corporate Partnerships .....	Steve Pankowski
	Manager, Corporate Partnership Services .....	Rachel Books
	Manager, Corporate Partnership Services .....	Dylan Bohanan
	Manager, Corporate Partnership Services .....	Marvel Zamora
	Coordinator, Corporate Partnership Services/Integrated Media .....	Melissa Hovsepian
	Senior Manager, Business Solutions .....	Kacey Knauf
	Coordinator, Business Solutions .....	Serena Huang
GENERAL INFORMATION	Coordinator, Business Solutions .....	Grant Nussbaum
	Revenue Team Assistant .....	Andrew Bodine
	Director of Ticket Operations .....	Michael L. Dougherty
	Senior Manager, Ticket Operations .....	Kris Moerschel
	Coordinator, Club Seat Services .....	Adrian Bailey
	Director of Guest Services .....	Jim Cwalinski
	Guest Services Representative .....	Omar Coss Y Leon
	Guest Services Representative .....	Joanne Hernandez
	Guest Services Representative .....	Craig Lepire
	Guest Services Representative .....	Mallory Pagnotta
	Vice President, Chargers LUX .....	Kevin Gessay
	Coordinator, Premium Experiences Services .....	Monica McConnaughey
	Account Coordinator/Club Accounts – LUX .....	Kevin O'Connell
	Premium Coordinator – LUX/Premium Services Department .....	Devin White

Vice President of Premium Sales	John Torris
Senior Director of Premium & Membership Service	Ashley Hall
Director, Group Events & Hospitality	Jackie Bove
Director, Premium Seating & Suite Sales	Branden Moran
Manager, Premium Seating & Suite Sales	Tray Crayton III
Manager, Premium Seating & Suite Sales	Borge Etienne
Manager, Premium Seating & Suite Sales	Acoya Gibbons
Manager, Premium Seating & Suite Sales	Ali MirRasekhian
Manager, Premium Seating & Suite Sales	Sean Smallwood
Chief Marketing Officer	Steve Ziff
Director CRM & Analytics	Megan Bell
Senior Manager, Strategy and Analytics	Tyler Glassman
CRM Analyst	Courtney Bustamante
Digital Marketing Coordinator	Gabe Myers
Vice President of Marketing	Patrick Arthur
Head of Mobile Strategy	Joel Price
Team Reporter	Hayley Elwood
Social Media Coordinator	Colton Gordon
Team Reporter	Chris Hayre
Marketing Manager	Taylor James
Digital Content Coordinator	Janiece Jimenez
Social Media Manager	Megan Julian
Vice President of Fan Experience & Bolt Productions	Pete Soto
Head of Production	Jason Lavine
Senior Producer	Tyler Pino
Lead Producer, Features & Storytelling	Bryan Thomas
Editor and Producer	David Bretto
Producer/Editor, Creative Branding	Alex Farkas
Editor and Producer	Brian Georgeson
Vice President of Events & Experiences	Mark Tamar
Director of Game Presentation	Sean Tabler
Coordinator, Fan Experience	Ally Barry
Event Specialist, Fan Experience	Kaitlyn Dychala
Director of Design & Creative Services	Ina Jung
Graphic Designer	Hayley Lane
Graphic Designer	Megan Poth
Vice President, Communications	Josh Rupprecht
Senior Manager, Corporate Communications & Alumni Affairs	Jennifer Rojas
Senior Manager, Communications	Jamaal LaFrance
Coordinator, Football Communications	Brock Anderson
Coordinator, Football Communications	Danny Markino
Coordinator, Corporate Communications & Alumni Affairs	Lauren Meyer
Coordinator, Corporate Communications & Alumni Affairs	Ana Spanos
Team Photographer	Mike Nowak
Photography & Digital Assets Manager	Ty Nowell
Director of Latino/a Diversity and Cultural Affairs	Liliana T. Pérez
Vice President of External Relations	Kimberley Layton
Director of Community Partnerships	Heather Birdsall
Community Relations Manager	Chase Hartman
Community Relations Assistant	Cheyenne Warren-Diaz
Community Relations Assistant – Youth Football	D'Mario Carter
Community Relations Assistant	Taylor Chavez
Director of Community Outreach	Dick Lewis
Director of Security	Bill Stetson
Assistant Director of Security-Gameday	Dave Johnson
Security	Charles Cavitt
Director of Facilities & Construction	Jon Lucas
Maintenance Manager	Michael Padden
Head Staff Assistant	Paul Chapman
Senior Manager, Executive Services	Sean Driscoll
Executive Staff Assistant	Marvin Norton
Executive Staff Assistant	Chris Lopez
Staff Assistant	Christopher Acosta
Receptionist	Katy Finch

COMMUNITY

FRONT OFFICE

VETERANS

DRAFT PICKS  
& FREE AGENTS2019 IN  
REVIEWRECORDS  
& HISTORYGENERAL  
INFORMATION

2017-2019 **IMPACT REPORT****622** COMMUNITY APPEARANCES AND EVENTS

by Players, Legends, Ownership, Charger Girls and Staff in Southern California

22,902 children in Southern California participated in Jr. Chargers Play60 camps resulting in **over one million minutes** of physical activity

200 patients and their families from the Pediatric Cancer Research Foundation participated in annual Halloween Trick or Treat Trails at Hoag Performance Center

**232** COMMUNITY APPEARANCES

By a Chargers Player

**228** JR. CHARGERS PLAY60 CAMPS

109,000 pounds of protein distributed to the Los Angeles Regional Food Bank through a partnership with Tyson Foods

8,538 students from 58 schools participated in 12,105 hours of learning through Everfi's Character Playbook



93 high school football coaches honored as Coach of the Week in Los Angeles, Orange and San Diego Counties. Resulting in \$93,000 donated to local high school athletic departments.

**1200** SHOES GIFTED

to students of Carson, Inglewood and Santa Ana at local WSS retail locations



Millions of dollars invested in Southern California nonprofits and communities

**35** GOLD STAR TAPS FAMILIES

Honored at annual Salute to Service games

Chargers staff volunteered to pack 285,120 meals with Rise Against Hunger and 500 Care Kits for members of our armed forces serving overseas with Operation Gratitude

Chargers players purchased 2,634 Community Corner tickets for local nonprofits and youth to attend home games



110 breast cancer patients and survivors honored at annual Crucial Catch games

**60** NONPROFITS & CAUSES

highlighted in the NFL's annual My Cause My Cleats campaign

**416** BIKES DONATED

To students of Carson, Long Beach and Inglewood Elementary Schools with Bikes for Kids



Thousands of tickets donated to local active duty military





# COVID-19 RESPONSE

## THROUGH 7.1.2020

### SUPPORT FOR LOCAL FOOD BANKS



**\$400,000 donated** for a total of **1,550,000 meals** distributed to the three major Food Banks in Southern California

### COMMUNITY PARTNERS



Helped **raise over \$70,000** through the NFL Draft-A-Thon with funds split to support the American Red Cross Los Angeles Region and LA Regional Food Bank



**Raised nearly \$20,000** through NFL Auction for Covid-19 relief  
**\$25,000 donated** to Rock Church for meals to go to first responders



Matched fan club donations to **raise \$10,000** for CHLA's Walk & Play fundraiser

### SUPPORTING LOCAL STUDENTS



**Raised \$1.65M** for food and school supplies for LAUSD students in partnerships with KCBS, iHeart, KCAL through an all-day telethon

### VIRTUAL LEARNING



Hosted a virtual Take Charge seminar with **4 local high school football teams** for nearly **250 participants**



Approximately **300 students** learned about character from 2020 first and fourth round draft picks, Kenneth Murray and Joshua Kelley as part of Everfi's Character Playbook program



Launched first virtual Jr. Chargers Training Camp challenge to **encourage kids to get out and stay active** while at home



Approximately **2,000 students** participated in a Chargers summer school course on the science, nutrition, and medicine of sports and heard from 20 members of front office staff throughout the four week program

### SCHEDULE RELEASE



16 front line workers and first responders surprised with \$1,000 each - **provided \$16,000 in groceries to front line workers** from LAUSD, Hoag Hospital, Waste Management and Costa Mesa PD

### ANIMAL WELFARE



**16 pups** were adopted or placed in foster homes and **over \$2,000 raised** for LA Animal Services' Pet Food Pantry after the 2020 Doggy Draft



**Team adopted one service dog in training**, Bolt, from Canine Companions for Independence with almost **9,000 fans voting** to name him after the team's iconic logo



### LEARN MORE

To learn more about the Chargers ongoing response to Covid-19 and ways you can help, please visit [www.chargers.com/covid-19](http://www.chargers.com/covid-19)



# LOS ANGELES CHARGERS IMPACT FUND

## HELPING FAMILIES THRIVE

The Chargers Impact Fund is committed to helping families thrive in and around Southern California. Alex and Faye Spanos firmly believed that a solid family foundation was critical to success in life. That's why in 1995 they created the Chargers Impact Fund to focus on improving the circumstances of families and their communities.

Over the years, the Fund has awarded more than \$12 million in direct community assistance, including more than \$6 million to public schools for badly needed physical fitness, nutrition and athletic programs and equipment. Today, in partnership with Chargers fans, volunteers and donors, the Chargers Impact Fund continues to honor Alex and Faye's legacy by helping to build strong support structures for youth, families, and their communities across Southern California.

Looking to the future, the Chargers Impact Fund is also committed to working closely with the Los Angeles Chargers, Head Coach Anthony Lynn and the Team's players to invest in, support and uplift organizations led by and in service to people of color.

## IMPACT AREAS

The Chargers Impact Fund has four important pillars which serve as the supports for its mission in Southern California and form the basis for its granting and critical programming.

### YOUTH EMPOWERMENT

#### ⚡ Safe Places to Play

Every kid deserves a safe, clean, beautiful place to play. That's why we're building new parks and P.E facilities and refurbishing old ones across Southern California.

#### ⚡ Youth Mentoring

The right mentor can change a life. That's why we're committed to providing guidance and direction to those who need it. We're partnering with programs that connect Southern California's youth with mentors who can help them navigate a path to success.

### SUPPORTING FAMILIES

Families come in all shapes and sizes and face unique challenges. We're partnering with nonprofit organizations that provide families with thoughtful programming, resources and guidance to help them thrive. We know raising a family is hard, that's why the Chargers Impact Fund has your back.

### ANIMAL WELFARE

Animals provide priceless enrichment. We owe it to them to ensure they're safe, cared for and lead lives full of the love they deserve. So, we're stepping up to make our community more humane for our animal family members.

### EMERGENCY RESPONSE

Most disasters can't be stopped, but how we respond can define our future. We're committed to helping provide relief to families and communities during times of crisis. Whether we are faced with a natural disaster, pandemic, or economic recession, we stand ready to help our communities with their critical needs.

# CHARGERS IMPACT FUND IN 2019



## CHARGERS CHAMPIONS

Chargers Champions, the Foundation's signature program, has provided funds directly to educational institutions to support youth fitness and nutrition since 2000. Chargers Champions awarded \$208,000 to eight schools in 2018 and \$250,000 to six schools in 2019.

## COACH OF THE WEEK

Every week in the high school football season, the Chargers select one deserving head coach from Los Angeles, Orange and San Diego counties to be named Coach of the Week. Each coach is awarded a \$1,000 grant from the Chargers Impact Fund for their school's athletic department, is personally recognized on Chargers.com and invited to a home game. 30 coaches were honored in 2019 for their commitment to high school football and dedication to their student athletes.




## L.A.C.E.S. CAMP

During the 2019 offseason, the Chargers Impact Fund hosted the first annual Los Angeles Chargers Elite Skills (L.A.C.E.S.) Camp at the team's training facility for local youth football players and enthusiasts. All proceeds from the L.A.C.E.S. camp support the Foundation's initiative to provide access to sports to youth across Southern California.



## GOLF INVITATIONAL

In the offseason, the Chargers Impact Fund hosted the second annual Golf Invitational Presented by Children's Hospital Los Angeles. Almost every member of the roster participated in a putting competition or played the links.



## 50/50 RAFFLE

In the second season of the 50/50 Raffle, the Foundation raised \$176,440 with \$113,115 benefiting the following nonprofit organizations:



- ⚡ Children's Hospital Los Angeles: \$36,600
- ⚡ St. Francis Center: \$25,920
- ⚡ American Cancer Society: \$23,870
- ⚡ Long Beach VA Hospital: \$11,395.00
- ⚡ La Plaza de Cultures del Arte: \$11,160
- ⚡ Los Angeles Chargers Charities: \$4,170

# CHARGERS IN THE COMMUNITY

COMMITTED TO HELPING KIDS ACHIEVE THEIR DREAMS

## YOUTH EDUCATION

### BOYS & GIRLS CLUBS OF METRO LOS ANGELES

In 2018 the Chargers announced a two-year, \$400,000 donation to the Boys & Girls Club of Metro Los Angeles (BGCMLA) to support their mission to enable young people in LA to reach their full potential as productive and responsible citizens. The donation funded facility renovations and educational programming. This investment in youth from some of the region's most consistently under-resourced neighborhoods has provided safe spaces for children to grow and learn for years to come. In 2019 the Chargers coaches, players and front office staff purchased gifts for children from the Watts/Willowbrook and Venice Clubhouses as part of the annual Giving Tree program at Hoag Performance Center.

### CHARACTER PLAYBOOK

Since 2017, the Bolts have partnered with Everfi to bring Character Playbook to 8,500 students at 58 schools throughout Southern California. Designed by the NFL, The United Way and Everfi, Character Playbook is a digital in-school program that teaches students how to build healthy relationships, make good decisions and to speak up when they witness questionable activity.

### TAKE CHARGE

In 2019, nearly 50 high school football players from 25 different Los Angeles County high schools participated in the Chargers annual Take Charge Character & Leadership summit where they learned about leadership on and off the field from speakers such as General Manager Tom Telesco. Based off the NFLPA curriculum designed for NFL rookies, Take Charge also requires the student athletes who participate to lead a community service project before the start of the fall football season.



## YOUTH SPORTS

### SUMMER NIGHT LIGHTS

For the second year in a row, the Chargers partnered with the Los Angeles Mayor's Office of Gang Reduction & Youth Development (GRYD) and the GRYD Foundation to keep youth sports free during extended summer hours at all 32 park locations. As part of a three-year, \$1.2 million investment in Summer Night Lights, the Chargers donation provides a safe space for children to play in their neighborhoods. The Chargers Street Team held Jr. Chargers Training Camps and various fun interactive activities for kids at several parks during Summer Night Lights.

### JR. CHARGERS TRAINING CAMPS

In 2019, the Chargers and the Chargers Impact Fund hosted 104 Jr. Chargers Training Camps for more than 8,000 youth from Los Angeles, Orange and San Diego Counties. Jr. Chargers Training Camps are a fun, recreational way for kids to get outside, be active, and participate in real NFL-style drills with the Chargers Street Team.

### ⚡ Rookie Play60 Blitz

In 2019, 200 students from Centinela Elementary School in Inglewood, CA took part in the annual Rookie Play60 Blitz with the Chargers' 2019 rookie class and Pro Football Hall of Famer LaDainian Tomlinson. Inglewood Mayor, James T. Butts opened the event, which was held in partnership with volunteers from the Inglewood Police Department.

### ALEX SPANOS & OC ALL STAR CLASSICS

The Chargers celebrated the culmination of the high school football season by hosting all-star games in San Diego and Orange County for nearly 200 Southern California high school students. In San Diego, the 30th Annual Alex Spanos All-Star Classic ended in a 44-7 victory for the North team, while the South team won 27-13 in the 61st Annual Orange County All-Star Classic.

### YOUTH FOOTBALL TRADITION

During each of the Chargers' home games, a lucky youth football team watches their favorite players warm up from the sidelines, runs out of the tunnel prior to the Bolts and lines up on the sidelines for the national anthem. In the 2019 season, over 180 young athletes took part in the annual Youth Football Tradition.

### CLEAT DONATION PROGRAM

Over the past three seasons, the Bolts have outfitted hundreds of young athletes with gently used professional quality cleats and gloves straight from the team's equipment room. Youth and high school football players from Southern California are encouraged to learn more and request cleats online.



# PLAYERS IN THE COMMUNITY

## COMMUNITY TUESDAY

On most Tuesdays during the regular season Chargers players, legends and Charger Girls participate in various community events throughout Southern California. In 2019, 50 players spent 165 hours with children, cancer patients and survivors, active duty military and veterans, youth football teams and more.

### ⚡ Tyson Food Distribution

In 2019 the Bolts partnered with Tyson Foods and the Los Angeles Regional Food Bank to continue the tradition of giving back to those in need. Players, Charger Girls and volunteers from Albertsons and Tyson Foods teamed up with Carson High School Football players to distribute 40,000 pounds of protein to the nonprofit partners of the LA Regional Food Bank during Hunger Action Month.

### ⚡ Pediatric Cancer Research Foundation Halloween Trick or Treat Trail

For the second Halloween in a row, Head Coach Anthony Lynn joined players and Charger Girls to host nearly 150 patients and their families from the Pediatric Cancer Research Foundation. Families dressed in costumes, met players, toured the facility and participated in a "trick-or-treat trail" through Hoag Performance Center.

### ⚡ WSS Shoe Distribution

Continuing a tradition spanning nearly three decades, the Bolts partnered with WSS to provide shoes to local kids. 300 students from Santa Ana Unified School District joined Chargers players and Charger Girls to pick out a new pair shoes for the holidays.

### ⚡ Bikes for Kids

Joey Bosa, Uchenna Nwosu, Isaac Rochell, Justin Jones and Michael Badgley surprised over 100 third grade students from Bennet-Kew Elementary School in Inglewood, CA with new bikes, helmets and locks purchased by the team, Los Angeles Chargers Impact Fund and corporate partner California Resources Corporation. 2019 marked the 15th year that the Bolts have partnered with the Bikes for Kids Foundation to surprise local youth.

## MY CAUSE MY CLEATS

25 Chargers players designed and wore custom cleats benefitting 22 nonprofits as part of the 2019 My Cause My Cleet campaign. All proceeds collected are sent to the charities that the players represent on their cleats. This past year, Susie Spanos, wife of Controlling Owner - Chairman of the Board Dean Spanos and NFL Foundation Board Member, also designed and sported custom tennis shoes highlighting breast cancer awareness.

## COMMUNITY CORNER

Nine players purchased season tickets that they donated to local youth and nonprofit organizations through the Chargers Community Corner program. Designed to provide an opportunity to experience the excitement and thrill of an NFL game for those who would not otherwise have access, this year's program donated tickets to 47 local organizations. Recipients of Community Corner tickets also receive a coupon for a hot dog and soda courtesy of the Spanos Family.



# SPECIAL TEAMS

## SALUTE TO SERVICE

Alex Spanos proudly served his country as a tail gunner in the United States Air Force from 1942 to 1946. The Chargers know that we owe a debt of gratitude to those who have borne the battle on our behalf, which is why the organization and Spanos family continue this legacy of commitment to our troops.



### TAPS

The Bolts honored 25 heroes and their Gold Star families through the Tragedy Assistance Program for Survivors (T.A.P.S.), which honors and celebrates the lives of our nation's fallen heroes and their families. 25 Chargers players proudly represented their servicemembers initials on their helmet during the Salute to Service game and met the families during a special tour of the team's practice facility at Hoag Performance Center the Friday before the game.

### OPERATION GRATITUDE CARE KITS

The Bolts front office staff partnered with fan club members and active duty service members from LA Air Force Base to pack 500 care kits that were sent to those serving abroad through Operation Gratitude. Each care kit included hygiene items and thank you notes from volunteers.



### LONG BEACH VA HOSPITAL VISIT

Chargers players and Charger Girls visited the Long Beach Veterans Hospital to visit more than 100 local veterans and give them each a blanket and beanie.

## BREAST CANCER AWARENESS

As part of the NFL's Crucial Catch campaign, the Chargers raise awareness for the importance of early detection while supporting patients, caregivers and survivors of breast cancer. Susie Spanos, breast cancer survivor and wife of Controlling Owner and Chairman of the Board, Dean Spanos, knows firsthand the importance of early detection and continues to lead the team's efforts to ensure local women and men get tested. Spanos was joined by several Chargers breast cancer survivors to fire the cannon to start of the 2019 Crucial Catch game.



### HOAG YOGA WORKSHOP

The Chargers partnered with Hoag Hospital to host 30 breast cancer patients and survivors for a yoga class on the field at the team's practice facility, Hoag Performance Center. Susie Spanos, Pro Football Hall of Famer LaDainian Tomlinson, players and Charger Girls joined the patients and survivors for yoga and refreshments.

### HUDDLE TO INTERCEPT CANCER

Susie Spanos, Chargers players, Charger Girls and front office staff hosted patients, caregivers and survivors at the NFL Huddle to Intercept Cancer. Centered around cancer awareness and risk reduction, the event included a day of therapeutic activities for patients and survivors and a volunteer component where members of the community gave back to those affected by cancer.



### AMERICAN CANCER SOCIETY SURVIVORS ON GAME DAY

The Chargers celebrated 50 breast cancer survivors through the American Cancer Society at the team's annual Crucial Catch game.

## HOMETOWN HERO



During the 2019 season, 13 Hometown Heroes were honored at home games for their bravery and heroism. Each Hometown Hero receives a \$1,000 donation to a charity of their choice and a customized jersey.

## BEACH CLEAN UP



The Chargers front office staff partnered with fan club members, the Charger Girls and Heal the Bay, an environmental nonprofit, to collect more than 80 pounds of trash at Mothers Beach in Long Beach. Sponsored by Pacifico, the beach cleanup was part of the Chargers' NFL Huddle for 100 campaign, designed to encourage community service.

## TRAINING CAMP



### WATER FUNDRAISER

Twelve local youth football teams raised over \$7,000 for their programs by selling water and Gatorade at Training Camp.

### PET ADOPTION

In partnership with Priceless Pet Rescue, the Chargers hosted their first dog adoption event at Training Camp and helped 11 dogs find their fur-ever home.

### BACK TO SCHOOL DRIVE

The Chargers hosted a back to school drive over several days in which fans donated 1,247 school supplies that filled 60 backpacks that were donated to Boys & Girls Clubs of Metro Los Angeles and Garden Grove.

### AMERICAN RED CROSS BLOOD DRIVE

In response to an emergency blood shortage, the Chargers teamed up with the American Red Cross to host a community blood drive at Training Camp. 44 Chargers fans - 20 of which were first time donors - donated 43 units of blood, which saved approximately 129 lives.





## ► ALEX & FAYE SPANOS

### REMEMBERING ALEX SPANOS

Alexander Gus Spanos, Chargers owner and Spanos family patriarch, was the embodiment of the American dream. Alex's legacy is one of perseverance, compassion, philanthropy and, most of all, a passion for his family – a family that will carry on his spirit for generations to come.

Alex was, quite simply, a force of nature who inspired everyone he encountered, rising from humble beginnings to become an American business icon. He was a devoted husband, loving father, doting grandfather and great-grandfather, celebrated businessman, loyal friend, generous philanthropist and a compassionate man who cared deeply for his community.

Born in South Stockton to Greek immigrants Constantinos "Gus" Spanos and Evanthia Tsopeles Koumentakou in 1923, Alex's tireless work ethic and fearlessness was instilled in him at an early age. When he was eight years old, he began working at his father's bakery, waking up at 4 a.m. to bake bread and pastries before school. He worked 15-hour days for seven days a week through his early adulthood.

While pursuing an engineering degree at Cal Poly, San Luis Obispo, his studies were put on hold following the attack on Pearl Harbor. In 1942, Alex left college to enlist in the U.S. Air Force and was stationed at Tarpon Springs, Florida. It was there that he met the love of his life, Faye Papafakis, who remained by his side for the next 77 years.

Once Alex's military service ended in 1946, he came home to Stockton and enrolled in the University of the Pacific. After going back to work at his father's

restaurant making \$40 a week, he married Faye in 1948 and the happy couple welcomed their first son, Dean, in 1950.

With another baby on the way and his family struggling to make ends meet, Alex left his father's restaurant and set out to create a catering business of his own. Alex and Faye began making bologna sandwiches at their house and, after taking out an \$800 loan to purchase a truck, launched A.G. Spanos Agricultural Catering. Selling sandwiches to local farmers in the San Juan Valley, a mere six months later, he was able to buy a house for his family and pay off his father's debts. By 1951, the 27-year old Spanos had \$35,000 to his name.

Alex made more money in the four months after leaving his father's bakery than in the 20 years he worked at the store. This proved to be the first of many daring business ventures Spanos would pursue. By 1956, he had earned enough to comfortably provide for his family, which now also consisted of two daughters, Dea and Alexis, and another son, Michael.

At the suggestion of his accountant, Alex began investing in real estate even though he knew little about the field. Relying on his work ethic and fearless attitude, he earned his first million within a year and come 1960, had established A.G. Spanos Construction. By the mid-seventies the company had grown to become the number one builder of apartments across the nation.

Now firmly established in the business world, Alex began his pursuit of a childhood dream – owning a professional sports team. With football his top passion, on August 1, 1984, dreams became reality when Alex purchased the San Diego Chargers.



Although Alex had a renowned reputation in the real estate and development industry, he had to prove himself all over again in the NFL. He described this part of his life as one that, at times, was filled with heartbreak but ultimately brought him the highlight of his career when the Chargers beat the Steelers to play in Super Bowl XXIX.

Equally passionate about the franchise's impact off the field as much as between the white lines, Alex implemented many Chargers community outreach programs that exist to this day. The Chargers Community Foundation alone – which he created and funded – has donated more than \$13 million over the years to support critical causes, individuals in need and organizations supporting the community. In 1994, Alex handed control of the team to his son, Dean. His passion for the Chargers, however, remained fierce as ever, traveling to every game with wife Faye – home or away – until health issues in 2008 made travel too difficult.

Philanthropy was of the utmost importance to Spanos, which is why he made significant contributions to educational institutions, the arts, relief assistance programs, veterans groups and hospitals. Devoutly Greek Orthodox, Alex was deeply proud of his heritage, instilling many of his traditions in the growing Spanos family. From raising funds to rebuild a 140-year-old church to providing relief after a natural disaster, Alex gave back to the Greek community as well. In 2008, he was awarded the Medal of the Commander of the Order of Honor for his humanitarian efforts in Greece by the President of the Hellenic Republic.

While Alex accomplished much over his 95 years, nothing compared to the pride he felt for his family – a major reason he surrounded himself with them at every turn. He involved them in his company at an early age, often crediting them for helping build A.G.



Spanos Companies into the country's largest family-owned construction company. While Alex may be gone, he will never be forgotten. His legacy is sure to be carried on by those who loved him most – his four children, Dean, Dea Spanos Berberian, Alexis Spanos Ruhl and Michael; 15 grandchildren; and 13 great-grandchildren.

## REMEMBERING FAYE SPANOS


Faye Spanos was born in 1926 to Greek immigrant parents in Tarpon Springs, Florida. She was by nature, a loving and sweet person who found joy in everything. When she was just 18 years old, she met the love of her life, Alex Spanos, who was in the Air Force and stationed at Drew Field in Tampa at the time. After a long-distance courtship, Alex and Faye married in 1948 in Faye's hometown of Tarpon Springs.

Once married, Faye and Alex settled in Stockton, Calif. and worked side by side in the kitchen at the Roma Lunch Bakery, an establishment owned by Alex's father. The young couple began to build their family as they welcomed their children, Dean, Dea, Alexis and Michael.

As their children grew, so did her husband's success in business. Faye accepted his financial prosperity by opening her heart and home and sharing their good fortune first with their large extended families and then, with their community. As someone who personified kindness, grace and compassion, she and her husband made donations benefitting schools, children, the arts, hospitals and people in need.

Faye taught everyone around her by example, never admonishing, never reprimanding and never raising her voice. Guided by faith, she lived her beliefs every day of her life and treated everyone with the dignity and respect they deserved.

Faye Spanos' name in Greek derives from the Greek word for light. And throughout her life Faye was the light and rock for Alex and for her family. She was a blessing to all who met her and the essence that brought balance, encouragement, faith, support and love to her family.





# DEAN A. SPANOS

OWNER AND  
CHAIRMAN OF THE BOARD

Under the leadership of Dean Spanos, the Los Angeles Chargers continue to make bold moves that position the franchise for long-term success in the nation's second-largest media market. Thanks to Spanos' senior leadership and strategic direction, the Chargers will open the 2020 season in their iconic, new SoFi Stadium home just months after successfully unveiling new team uniforms and updated branding that helped usher in a new era in the team's storied history.

Spanos has led the team through numerous franchise records and victories. During the 11 seasons from 2004-14, the Chargers won 113 games (playoffs included) – five of which were AFC West championships (2004, 2006-09) – and four playoff games. Only three teams in the NFL won more games during that span.

Named President of the Chargers in early 1994 – the same year the team culminated its most memorable season with an appearance in Super Bowl XXIX – Dean, along with his father Alex Spanos, also secured Super Bowl XXXII (1998) and Super Bowl XXXVII (2003) for their community, with each event netting in excess of \$300 million for the local economy.

In 2015, Spanos handed over the reins of day-to-day leadership to sons A.G. and John. Eldest son A.G. Spanos now serves as President of Business Operations while John Spanos heads up the other side of the business as President of Football Operations.

Dean's leadership is also present throughout the National Football League. As a member of the NFL's Management Council Executive Committee (CEC), he played an integral role in negotiating the NFL's current labor agreement. Spanos also sits on the NFL's Business Ventures Committee – having served as Chairman in 2015 – which has oversight regarding various league commercial activities, including consumer products, sponsorship, events, marketing and new business initiatives. In addition to his current committee work, Spanos also owns previous committee time that includes membership on the NFL's International and Legislative Committees.

Aside from football, Spanos also serves as CEO of the A.G. Spanos Companies, and along with his brother, Michael, oversees all construction operations nationwide.

## TRADITION OF GIVING

The Spanos family has a multi-generation commitment to community involvement and is recognized both as one of the NFL's most philanthropic families as well as one of Southern California's most active and caring contributors to local causes. Their financial

contributions of more than \$15 million and their emotional support for youth, sports, education and our brave men and women in uniform have been a hallmark of their team ownership and legacy.

In March of 2020, in response to the COVID-19 pandemic, Spanos directed an immediate donation of \$250,000 to the LA Food Bank to help prepare for what he knew would be a tremendous increase in need. He also directed additional, significant donations to support other regional Food Banks, first responders, the American Red Cross and other non-profits working throughout Southern California to assist people struggling through the pandemic. The Chargers then partnered with KCBS-TV in Los Angeles and iHeart Radio to co-host a fundraiser that ultimately netted more than \$1.6 million in donations for LAUSD students most in need, providing them with free meals, supplies and much-needed technology to help maintain their studies from home.

In April 2019, thanks to the generosity of Spanos and the Chargers organization, the Boys & Girls Club of Metro Los Angeles opened their newly renovated multi-sport field and teen center with a press conference and ribbon-cutting hosted by Spanos.

In June of 2018, Los Angeles Mayor Eric Garcetti kicked off the second decade of Summer Night Lights by announcing Spanos and the Chargers' three-year, \$1.2 million commitment to the program – which keeps 32 parks across the region open between the hours of 7 pm – 11 pm by adding extended programming during the summer to assist in reducing gang violence. Spanos' funding expands sports programming across all 32 locations – including uniforms for participants, referees and increased access to sports clinics – while ensuring it remains free for all participants. In 2018 Spanos also served as the honorary chair of the Boys & Girls Clubs of America's annual 2018 Pacific Youth of the Year Gala.

The generosity of the Spanos family reaches throughout California and has often extended into other states when needs have arisen. When wildfires struck Los Angeles, Ventura and San Diego Counties in December 2017, the Spanos family stepped up with a \$250,000 donation to the American Red Cross – less than three months after committing \$500,000 to Hurricane Harvey relief efforts and hosting a food and supply drive in Los Angeles for victims in flood-ravaged areas of Houston, Texas. When wildfires ravaged San Diego County in 2003, and again in 2007, the family made identical \$1 million donations to aid affected families and the recovery effort.

Known for his generous backing of youth and high school football, Spanos and the Chargers were honored by National Pop Warner with its prestigious NFL Team of the Year Award in 2015 – a recognition of the team's outstanding support for youth football and cheer at all levels. The Chargers, who were also honored in 2007, are the only NFL team to be so honored twice.

In 2014, the A.G. Spanos Heart and Vascular Center at Mercy General Hospital in Sacramento opened thanks to a lead gift of \$15 million from the family, the largest gift Mercy General had ever received. In speaking at the opening, Dean said the family's commitment to Mercy General Hospital was to ensure that no one from the region would ever be turned away from proper care for lack of space or the kind of critical care they needed.

Also in 2014, Spanos pledged \$500,000 to the University of California-San Diego to upgrade and expand the existing Alex G. Spanos Training Facility, which was then renamed and opened as the Alex G. Spanos Athletic Performance Center. UCSD is the Chargers' former training camp home, and this gift raised the value of the family's support of the institution to more than \$1.6 million.

In 1995, the Spanos family took their commitment to the community a step further by creating The Chargers Community Foundation, now known as the Los Angeles Chargers Impact Fund. Since its inception, the Fund has provided nearly \$13 million to support a wide range of services and programs directly benefiting children and families. In 1999, Dean Spanos created the Foundation's largest ongoing program, Chargers Champions, which has provided over \$6 million in direct assistance to schools, teachers, and students. The program provides grants to improve fitness, nutrition and athletic programs on school campuses.

Spanos has also been a long-time contributor to many other important charities and organizations working to improve the lives of children and families, including: the Make-A-Wish Foundation; American Cancer Society; Susan G. Komen; Girl Scouts; Special Olympics of Southern California; the Salvation Army; and Huntington's Disease Society.

### COMMUNITY HONORS

In appreciation of their ongoing generosity, Dean and Susie Spanos have often been the recipients of numerous accolades. In 2018, the family and the Chargers were honored as Red Cross LA's Humanitarian Organization of the Year and presented with the Mayor's Award from the Association of Corporate Growth (ACG) Los Angeles – both in recognition of the impact they have made in the greater Los Angeles community. The Spanos family was also recognized with the Inaugural Carousel Spirit Award from the Festival of Children Foundation in Orange County.

Among other honors received over the years, the Association of Fundraising Professionals recognized Spanos and the Chargers as San Diego's Outstanding Philanthropic Corporation; the Salvation Army named Dean and Susie their Most Valuable Philanthropists; they received the Huntington's Disease Society of

America's top national award - the Harold Leventhal Community Service Award and national Pop Warner's top honor, The Warner Award was bestowed on Spanos for his ongoing commitment to youth football and the Little Scholars education initiative. The San Diego Business Journal presented the family with their Outstanding Community Service Award for family-owned businesses; Dean and Susie received the Herb Klein Spirit of San Diego Award from the San Diego Regional Chamber of Commerce – their highest community honor and the Rotary Club of San Diego's prestigious Heilbron Award was presented in recognition of the team's "pay it forward spirit – giving not only of itself but also its professional expertise to advance the well-being and success of others in the community."

In 2006, President George W. Bush appointed Spanos to the Board of Trustees for the John F. Kennedy Center for the Performing Arts and Spanos has the unique distinction of being a second-generation recipient of the renowned Ellis Island Medal of Honor, received 16 years after his father was similarly honored.

### BUSINESSMAN AND FAMILY MAN

Dean Alexander Spanos was born in Stockton, Calif. He earned varsity letters in football and golf at Lincoln High School and later received Lincoln High School's Hall of Fame Award, which honors alumni whose contributions and accomplishments are representative of the school. Dean was recognized for his achievements in the areas of business as well as athletics.

Spanos continued his golfing career at the University of the Pacific in Stockton, graduating in 1972 with a degree in business administration. He maintains close ties with his alma mater, having served as a regent at the university. An avid golfer post-college, Dean has been on the winning team in five Pro-Am tournaments, including back-to-back wins in 1990 at the Bob Hope Chrysler Classic and the AT&T National Pro-Am at Pebble Beach with partner Hubert Green. He successfully defended his title at the Hope Classic the following year. Spanos' first win came with Green at the 1985 Bing Crosby Pro-Am at Pebble Beach, where he was awarded the "Most Valuable Amateur" trophy for supplying the most help to his professional partner.

Susie Spanos is a spokeswoman for the NFL's annual A Crucial Catch cancer screening campaign and is a breast cancer survivor herself. She was honored as a "Woman of Dedication" by the Salvation Army and was also named the Woman of the Year by the San Diego Leukemia Society for her philanthropic work in the community.

In addition to currently serving as a Board member for the NFL Foundation, Susie has also served as a Board member and supported numerous other charitable organizations including the San Diego Women's Foundation, the board of the Salvation Army and as an advisory member for Las Patronas, one of San Diego's leading non-profit organizations. Susie was a driving force in supporting the Blood Bank's umbilical cord blood program, helping the Chargers' annual blood drive to become one of the most successful in the nation.

Dean and Susie have two sons, A.G. and John, and four grandsons.



# MICHAEL A. SPANOS

CO-OWNER AND  
VICE CHAIRMAN

Michael A. Spanos is Co-Owner and Vice Chairman of the Los Angeles Chargers, assisting in financial and management matters pertaining to the team. Michael joins his brother – Owner & Chairman of the Board Dean Spanos – in steering the direction of the organization.

As president of the A.G. Spanos Companies, Michael is responsible for the company's planning and development activities around the country. He monitors and oversees the office divisions in states where the company builds and develops. His responsibilities also extend to the areas of property management, land acquisition and preparation of all plans for future direction, growth and construction of the company's multi-family communities and land development activities. From the company headquarters in Stockton, Michael regularly travels across the country to monitor and manage building projects.

Born in Stockton, Calif., he attended Lincoln High School and graduated from the University of the Pacific with a bachelor's degree in business administration. In 1989, Michael was appointed to the Board of Regents at the University of the Pacific, where he served for five years. Michael continues to contribute both his time and resources to the development and support of charitable projects involving youth sports and education. He and his wife, Helen, have five children and reside in Stockton.





# A.G. SPANOS

**PRESIDENT OF  
BUSINESS OPERATIONS**

Named President of Business Operations for the Chargers in May 2015, A.G. Spanos is responsible for all day-to-day operations, including marketing, sales, communications, digital media and community relations. He also represents the organization at all NFL and ownership meetings.

Previously, Spanos served as executive vice president – chief executive officer from 2011-15, executive vice president – executive officer from 2008-10, and director of marketing programs and business development from 2003-07.

Spanos has guided the Chargers organization through numerous changes over the past several years, notably the team's significant investment in digital media and subsequent emergence as a best-in-class, nationally recognized content creator. Additionally, Spanos worked for nearly three years with the NFL and Nike on the team's brand relaunch and nearly universally praised uniform update/unveiling while also remaining heavily involved in the team's transition to its new SoFi Stadium home prior to the 2020 season.

While the Chargers continue to search for a site to build a permanent new training facility, Spanos led the team's efforts to secure space for training camp and a practice facility in Costa Mesa during the 2017 offseason. The result was a contemporary-looking Hoag Performance Center that provides the Chargers with the latest in technology and equipment, houses most of the team's full-time employees and bears little resemblance to anything temporary.

Throughout all the changes, Spanos has ensured that making a positive impact in the community has remained constant. In 2018 alone, the Chargers were honored as Red Cross LA's Humanitarian Organization of the Year and presented with the Mayor's Award from the Association of Corporate Growth (ACG) Los Angeles – both in recognition of the impact they have made in the greater Los Angeles community. In 2020, The Chargers Community Foundation – established by the Spanos family in 1995 – was renamed The Los Angeles Chargers Impact Fund. To date, the entity has provided nearly \$13 million to support a wide range of services and programs directly benefiting children and families.

In 2018, Spanos accepted the James T. Butts Award from the Inglewood Airport Area Chamber of Commerce in honor of his grandfather and Spanos patriarch, the late Alex Spanos. The recognition highlighted Alex Spanos' business leadership and commitment to the community.

Spanos played football as a freshman at Tufts University in Medford, Mass., before returning to California to continue his education at the University of Southern California, where he earned a bachelor's degree in marketing from the Marshall School of Business. In addition to his work with the Chargers, Spanos is currently a board member of the Los Angeles Sports & Entertainment Commission, the Los Angeles Area Chamber of Commerce and the Los Angeles Sports Council & Sports Council Foundation.

Spanos is the eldest son of Owner and Chairman of the Board Dean Spanos and his wife, Susie. A member of YPO-Los Angeles and GenNext in Orange County, he and his wife, Kamri, reside in Laguna Beach with their three sons.

COMMUNITY

A.G. SPANOS

VETERANS

DRAFT PICKS  
& FREE AGENTS

2019 IN  
REVIEW

RECORDS  
& HISTORY

GENERAL  
INFORMATION



# JOHN SPANOS

**PRESIDENT OF  
FOOTBALL OPERATIONS**

John Spanos was named President of Football Operations for the Chargers in May 2015 and oversees all football-related functions of the team, including player personnel, coaching, player finance and the salary cap, medical, equipment, video, player engagement and security. He also represents the team at League and Management Council meetings.

The 2020 season will mark Spanos' 25th year in the NFL and his 22nd with the team. Spanos began working for the Chargers in 1995, originally in the football operations department as an assistant. From 1998-2000, he worked on contract negotiations and assisted with managing the salary cap before moving to New York to work in the NFL league office.

From 2001-03 Spanos served two stints in the NFL's Management Council office in New York. In 2008, he was among a select list of NFL executives invited to participate in the NFL's Executive Education Program at the Stanford Business School in Palo Alto, Calif.

He began working full-time as a scout for the Chargers in 2003. Spanos worked his way up through the organization including positions as a pro and college scout (2003-05), assistant director of college scouting (2006-07) and director of college scouting (2008-12).

Spanos' ascension within the organization coincided with one of the most successful eras in franchise history. From 2004-09, the Chargers won 67 regular-season games, good for the third-most in the NFL over that span. The team also won three playoff games during that stretch, reaching 70 total wins from 2004-09, which was fourth-most in the league. The Chargers reached the playoffs five times from 2004-09 and advanced to the AFC Championship Game in 2007. Since 2003, the Chargers have been to the playoffs a total of seven times, claimed five AFC West titles, won 148 games and sported a winning season 10 times.

Named Executive Vice President of Football Operations in 2013, one of his first priorities in that role was the hiring of General Manager Tom Telesco. That year, the team returned to the playoffs for the first time since 2009 and won its first playoff game since 2008.

In early 2017 the duo spearheaded the hire of Anthony Lynn. In 2018, with Lynn at the helm, the Chargers tied for the AFC's best record at 12-4 and reached the divisional round of the playoffs following a wild card victory in Baltimore.

Since his work in the draft from 2003, the results have been overwhelmingly positive. Team cornerstones over that time have included such names as Nick Hardwick, Nate Kaeding, Shawne Merriman, Darren Sproles, Antonio Cromartie, Eric Weddle, Melvin Ingram, Keenan Allen, Melvin Gordon, Joey Bosa, Mike Williams and Derwin James. Since 2013, five of the team's draft picks have gone on to make a Pro Bowl, including three that have played in multiple all-star games.

In addition to Telesco, Spanos also works closely with Executive Vice President of Football Administration/Player Finance Ed McGuire. Together they have managed the salary cap and retained some of the team's top players, negotiating multiple contract extensions for several All-Pro and Pro Bowl players.

Staying true to his scouting roots, Spanos formerly served on the board of directors for National Football Scouting and is an Honorary Member of the University of California-San Diego (UCSD) Athletic Board. Spanos also serves on the NFL's Future of Football Advisory Committee and is a trustee for the NFL Player Benefit Board. In addition to his scouting board roles, Spanos is also a board member for the newly-named Los Angeles Chargers Impact Fund.

In June 2010, Spanos was named one of the "Top 40 Under 40" Greek-Americans by Greek America Magazine. The acknowledgment came in recognition of his achievements in both business and community leadership. He often represents the organization at various team and community events, speaking at the kickoff event for 2018 Summer Night Lights alongside Los Angeles Mayor Eric Garcetti, Head Coach Anthony Lynn and linebacker Uchenna Nwosu, the team's second-round selection in the 2018 NFL Draft.

Spanos was born in Stockton, Calif. He attended The Bishop's School in La Jolla where he lettered in football as a wide receiver and defensive back. He also lettered in golf and basketball and was a member of three CIF championship teams. After Bishop's, Spanos attended Wake Forest University, graduating with a degree in business.

John and his wife, Jodie, and their son, Jack, reside in Corona del Mar.



# JEANNE M. BONK

**EXECUTIVE VICE PRESIDENT —  
CHIEF OPERATING OFFICER/  
CHIEF FINANCIAL OFFICER**

One of the Chargers' longest-tenured executives as well as one of the highest-ranking female executives in the National Football League, Jeanne Bonk was named Executive Vice President – Chief Operating Officer/Chief Financial Officer in May 2016.

Bonk originally joined the Chargers in 1991 as Chief Financial Officer. In 1994, she was promoted to Chief Financial and Administrative Officer, a position she retained for seven years. In 2000, Bonk was named Vice President – Chief Financial Officer and in 2005, was promoted to Executive Vice President – Chief Financial Officer.

Bonk's expertise and leadership have been critical to the ongoing success of the organization in many areas. Paramount among her current duties, she actively manages the team's involvement with SoFi Stadium and Hollywood Park.

This past March, Bonk was recognized as a 'Champion of Change,' by the Inglewood Airport Area Chamber of Commerce at the Women Business Leaders Luncheon. She was also nominated by the Orange County Business Journal for the 2019 Women in Business Award. Bonk has also been a presenter and panelist at numerous speaking engagements regarding women in leadership, including at the Chargers Business Alliance in February 2019.

A native of Covina, Calif., Bonk began her professional career in 1983 with the international accounting firm, Price Waterhouse. She worked at Price Waterhouse for eight years, leaving as a senior audit manager to join the Chargers in 1991.

Bonk attended Mater Dei High School in Santa Ana, Calif., before earning a bachelor's degree in business administration and graduating with honors from the University of San Diego in 1983. She majored in accounting and is both a Certified Public Accountant and Chartered Global Management Accountant. Bonk was nominated – and subsequently named a finalist – for the City of San Diego's Chief Financial Officer of the Year Award in 2009 and was also inducted into the Mater Dei High School Ring of Honor in 2011.

Bonk is a member of the American Institute of CPAs, the California Society of CPAs and is also currently a member of the NFL Owners' Audit Committee. She previously sat on the San Diego Humane Society's Audit Committee and the San Diego Diocesan Finance Council. In addition, she previously chaired the Finance Committee of Cathedral Catholic High School for six years.

Jeanne and her husband, Jim, reside in Costa Mesa.



# ED MCGUIRE

**EXECUTIVE VICE PRESIDENT OF  
FOOTBALL ADMINISTRATION/  
PLAYER FINANCE**

Now in his 33rd NFL season and 23rd with the Chargers, Ed McGuire has worked his way up the football operations staff with the Chargers since joining the team in 1998. Named Executive Vice President of Football Administration/Player Finance in January 2013, McGuire serves as the club's chief negotiator and manages the salary cap while overseeing compliance of NFL and Collective Bargaining Agreement rules. He has been a member of the NFL Player Insurance Trust since 2002.

McGuire's previous roles with the Chargers include Coordinator of Football Operations (1998-00), Vice President of Football Operations (2000-06), Executive Vice President of Football Operations (2007) and Executive Vice President of Football Operations – Assistant General Manager (2008-12).

Throughout his tenure with the Chargers, McGuire has negotiated numerous long-term contracts and contract extensions. In 2004, he negotiated an eight-year contract extension for Hall of Fame running back LaDainian Tomlinson, who earned NFL MVP honors in 2006 and led the league in rushing in back-to-back seasons (2006-07) during the contract. At the time, the deal was the largest contract signed by a running back in NFL history.

McGuire also negotiated Philip Rivers' six-year, \$92 million contract extension in 2009 – the largest player contract negotiated in team history – and Rivers' 2015 contract extension. More recently, McGuire has negotiated new contracts and extensions for several key players, including Pro Bowl standouts Keenan Allen, Melvin Ingram III and Casey Hayward Jr.

McGuire joined the Chargers after serving as the Senior Manager of Labor Operations for the NFL's Management Council from 1996-98. He was the league's Manager of Player Personnel from 1991-96 and originally joined the NFL in 1987 as a Player Personnel Analyst. McGuire also worked in the Player Personnel department for the United States Football League from 1984-86.

During his tenure in the National Football League office, McGuire became a leading expert on the NFL's salary cap and Collective Bargaining Agreement, which was created in 1993 between the NFL and the NFL Players Association.

Born in Riverhead, New York, McGuire graduated with a degree in Athletic Administration in 1984 from St. John's University in Jamaica, New York. He played football and baseball at Riverhead High School.

McGuire and his wife, Jane, have two children – son, Kevin, and daughter, Shannon – and reside in Laguna Niguel.



# FRED MAAS

CHIEF OF STAFF

Fred Maas is Chief of Staff for the Los Angeles Chargers, overseeing all day-to-day business functions for the team, reporting to President of Business Operations A.G. Spanos. With the team's move into its new SoFi Stadium home complete with the start of the 2020 season, Maas is also tasked with assisting Owner & Chairman of the Board Dean Spanos in the search for a site to build a permanent new training facility.

Maas, who originally joined the Chargers in 2016, previously served as the executive chairman of MRV Systems LLC, a manufacturer of marine robotic vehicles for the oceanographic and defense industries.

Prior to his role at MRV, he was the Chairman and CEO of the San Diego Centre City Development Corporation (CCDC), which oversaw, on behalf of the city, all redevelopment activities for downtown San Diego.

Maas was a principal and served as President and CEO of Black Mountain Ranch, a 4,660-acre property that his partnership acquired in 1988. Then undeveloped land, Black Mountain Ranch is now home to several large-scale residential communities, including Santaluz and Del Sur.

In the 1980s and '90s, Maas served as a partner at Potomac Sports Properties, the exclusive developer of the PGA TOUR Inc. Earlier, Maas represented the TOUR on marketing, regulatory, legislative and tax matters.

Maas has served in a variety of capacities in national, state and local politics over the past 35 years, including stints with Senators Bob Dole and John McCain, Jack Kemp and Governor Mitch Daniels among others. Maas also served as a special advisor to Todd Properties of New Zealand and H.E. Stuart Beck, the late Palauan Ambassador to the United Nations. In 2017, Governor Edmund G. Brown, Jr., appointed Maas as a Commissioner on the California Horse Racing Board.

A native of Rochester, N.Y., Maas graduated cum laude from Syracuse University's College of Law and Hobart College. Maas is admitted to the District of Columbia bar.

Maas has a daughter, Katherine Claire, who resides in Los Angeles.

COMMUNITY

FRED MAAS

VETERANS

DRAFT PICKS  
& FREE AGENTS

2019 IN  
REVIEW

RECORDS  
& HISTORY

GENERAL  
INFORMATION





# LADAINIAN TOMLINSON

SPECIAL ASSISTANT

Inducted into the Pro Football Hall of Fame on August 5, 2017, LaDainian Tomlinson is one of the greatest Chargers of all time and one of the most prolific running backs the NFL has ever seen.

Tomlinson, who begins his fourth season as Special Assistant to Chargers Owner & Chairman of the Board Dean Spanos, also currently serves as an analyst on NFL Network.

When not tending to his broadcast duties, Tomlinson focusses his efforts on helping further the Chargers' ongoing commitment to the community and fans through the team's expansive community engagement initiatives and public-facing events.

Tomlinson also serves on the TCU Board of Trustees, which helps TCU carry out its mission by setting policy and developing a long-term institutional strategy. The Board meets twice a year and establishes and promotes the overall strategic direction for the university, hires and evaluates the Chancellor, and takes on issues under the leadership of an annually elected chair.

Tomlinson retired from the NFL in 2012 as the league's fifth all-time leading rusher (13,684 career yards) and its second-most prolific scorer (145 career rushing touchdowns).

The Chargers' first-round pick in the 2001 NFL Draft (fifth overall) out of TCU, Tomlinson and his disarming smile were the face of the Chargers franchise during nine seasons in San Diego (2001-09). He set or tied a total of 28 team records, including marks for career rushing yards, rushing touchdowns in a season and total touchdowns.

Tomlinson is one of the most decorated Chargers in history. Among the more than 100 team and NFL awards that he captured during his career, Tomlinson was named *The Associated Press'* NFL Most Valuable Player and Offensive Player of the Year in 2006. That same year, he was named the Walter Payton co-NFL Man of the Year and the runner-up as the *AP* Male Athlete of the Year. Tomlinson was a five-time Pro Bowl selection, three-time first-team All-Pro, two-time second-team All-Pro and runner up for *AP* Offensive Rookie of the Year Award in 2001. Tomlinson was named by his teammates as the Chargers Most Valuable Player and Offensive Player of the Year five times.

LaDainian and LaTorsha reside in Colleyville, Texas, with their son, Daylen, and daughter, Dayah.



# ANTONIO GATES

## LEGENDS AMBASSADOR

The NFL's all-time record holder for receiving touchdowns among tight ends, Antonio Gates enters his first year serving as Legends Ambassador for the team he spent his entire 16-year playing career with.

As Legends Ambassador, Gates will help further the Los Angeles Chargers ongoing commitment to the community and fans through the team's expansive community engagement initiatives and public-facing events. This is not an unfamiliar role for Gates, who has a history of working off the field on behalf of charitable causes – most notably as a supporter of the Lupus Foundation of America to honor the memory of his late sister, Pamela.

Gates also served as the honorary chairman for the Shoot to Cure HD for several years, supporting the Huntington's Disease Society of America. He has also been active in causes to help stop domestic violence, support foster youth and benefit homeless, neglected and abused children.

The Detroit, Mich., native became one of the most prolific tight ends in the NFL despite never playing a down of college football. Originally signed as an undrafted rookie free agent by the Chargers in 2003, Gates ultimately helped redefine the tight end position and concluded his career with 21 career multi-touchdown games – the most by a tight end in NFL history. At the time of his retirement, Gates' 21 100-yard performances stood as the fourth-most by a tight end in the NFL's 100-plus year history.

An eight-time Pro Bowl selection, five-time Associated Press All-Pro and three-time *Sporting News* first-team All-Pro, Gates is the franchise leader in receptions, receiving yards and touchdowns and ranks second in Chargers history with 220 regular-season games played.



# MARK FABIANI

## SPECIAL COUNSEL

Mark Fabiani is in his 19th season as the organization's Special Counsel.

Prior to joining the Chargers, Fabiani was the Deputy Campaign Manager for Communications and Strategy for former Vice President Al Gore's 2000 presidential campaign, the closest presidential election in modern history. In addition to serving as the campaign's chief spokesperson, Fabiani was responsible for coordinating the campaign's communications and media strategies and tactics, including the Vice President's post-election Florida vote count effort.

From 1994-96, Fabiani worked as President Bill Clinton's special counsel, providing legal, communications and political counsel to the President and First Lady on allegations and investigations of Whitewater and related matters. Fabiani produced and communicated the legal, legislative and political responses to inquiries from the media, Capitol Hill and investigative agencies. He also served as the White House's principal spokesperson before the national media, appearing regularly on major news shows.

In the 1980s, Fabiani spent four years as deputy mayor of Los Angeles and chief of staff to Mayor Tom Bradley. He managed political strategy, media relations, policy analysis and an executive staff of 129 for the mayor. Fabiani directed day-to-day interaction between the mayor's office and the media, general managers of city departments, the City Council and the city's principal private sector companies and public sector institutions.

A native of Ellwood City, Pa., Fabiani earned a bachelor's degree in philosophy from the University of Redlands before graduating cum laude from Harvard Law School in 1982. He served in senior positions at the United States Department of Justice and the Department of Housing and Urban Development. At the Justice Department, Fabiani was responsible for policy development for the Attorney General and at HUD, he implemented the federal government's Empowerment Zone Initiative for urban revitalization.

Fabiani is currently a partner in the downtown San Diego-based firm, Mark Fabiani & Associates, which provides strategic advice and tactical execution to companies and individuals facing complex financial, marketing, communications and legal challenges.



# TOM TELESCO

**GENERAL MANAGER**

26TH NFL SEASON

8TH SEASON WITH CHARGERS

With a keen eye for acquiring talented players, Tom Telesco serves his eighth season as General Manager of the Chargers in 2020.

The Chargers hired Telesco in January 2013. Age 40 the time of his hiring, Telesco became the youngest general manager in team history. Telesco immediately helped the Chargers return to the playoffs in 2013 with a roster that featured 25 players who joined the team prior to or during the season.

His first draft featured 2013 Pepsi Next NFL Rookie of the Year Keenan Allen. In 2017, Allen went on to break the Chargers' single-season receptions record and posted the second-most receiving yards in team history en route to being named the NFL Comeback Player of the Year and earning his first Pro Bowl nod. The receiver then broke his own record for catches in a season in 2019.

Over his six years with the organization, Telesco has drafted four pro bowlers in the first round in Jason Verrett, Melvin Gordon, Joey Bosa and Derwin James. Telesco also has a proven track record with undrafted free agents. His finds have been highlighted by running back Austin Ekeler out of Western State, Pro Bowl special teamer Adrian Phillips, deep-threat and 1,000-yard receiver Tyrell Williams out of Western Oregon and special teams stalwart Nick Dzubnar from Cal Poly-San Luis Obispo.

On top of his draft choices, Telesco has brought in some of the top free agent talents in the NFL. Casey Hayward has blossomed into one of the top corners in the league, making back-to-back Pro Bowls in 2016-17 while offensive tackle Russell Okung and center Mike Pouncey made the Pro Bowl in their first seasons with the team. His 2020 free agency signings include Super Bowl winners Bryan Bulaga, Linval Joseph and Chris Harris Jr., with the latter two earning a combined six Pro Bowl nods.

A native of Buffalo, N.Y., Telesco prepped at St. Francis High School in Athol Springs, N.Y. Days prior to Super Bowl XLVIII in January 2014, which was co-hosted by New York and New Jersey, Telesco was recognized for their accomplishments on the floor of the New York State Senate by Senator Timothy Kennedy.

After graduating from St. Francis, Telesco played wide receiver at John Carroll University in Ohio. He was a starter on the Blue Streaks' 1994 Ohio Athletic Conference Championship team, and two of his teammates at John Carroll were Chris and Brian Polian, sons of Bill Polian, a 2015 inductee into the Pro Football Hall of Fame.

While attending John Carroll, Telesco spent four summers (1991-94) as a training camp intern with the Buffalo Bills. At that time, the elder Polian was

## TELESCO CAREER CAPSULE

Season	School/Team	Position
1991-94	John Carroll University	Wide Receiver
1995-96	Panthers	Scouting Assistant
1997	Panthers	Area Scout
1998-2000	Colts	Area Scout
2001-03	Colts	Pro Scout
2004-05	Colts	Director of Pro Scouting
2006-11	Colts	Director of Player Personnel
2012	Colts	Vice President of Football Operations
2013-Present	Chargers	General Manager

the Bills' general manager. Polian left Buffalo for Carolina in 1994 and after Telesco graduated from John Carroll with a degree in business management in 1995, Polian hired him to work in the Panthers' scouting department. In 1998, Telesco and Polian moved on to Indianapolis, where Telesco would spend his next 15 NFL seasons as a college scout, pro scout, director of pro scouting, director of player personnel and vice president of football operations. He worked in Indianapolis during Peyton Manning's entire career with the Colts and later part of the team that brought Andrew Luck to the Colts with the first pick of the 2012 NFL Draft. Telesco also was involved in Colts drafts that featured four-time Pro Bowl running back Edgerrin James, five-time Pro Bowl wide receiver Reggie Wayne, Dwight Freeney, a seven-time Pro Bowler as a Colt and two-time Pro Bowl selection, and 2007 NFL Defensive Player of the Year Bob Sanders.

Telesco's tenure in Indianapolis was one of the most successful eras in Colts history. They played in two Super Bowls, including a victory over Chicago in Super Bowl XLII. From 1998-2012, the Colts won 154 regular-season games, eight division titles and they appeared in the playoffs 12 times. Indianapolis set an NFL record with 12 or more wins in seven-consecutive seasons and they won an NFL-record 23-straight regular-season games during the 2008-09 seasons. Their 115 regular-season wins from 2000-09 set a then-league record for wins in a decade.

In 2015 and 2018, Telesco was invited to be a speaker at the NFL's Career Development Symposium in Arizona. The program, attended by nearly 70 coaches and front office executives, was designed to engage aspiring head coach and general manager candidates. Telesco was one of only two active general managers invited to address participants at the symposium. He is also the co-chairman of the NFL General Manager Advisory Committee.

Telesco and his wife, Larah, have a daughter, Elena, and two sons, Thomas and Nicholas.



# ANTHONY LYNN

## HEAD COACH

29TH NFL SEASON

4TH SEASON WITH CHARGERS

On Jan. 13, 2017, the Los Angeles Chargers named Anthony Lynn the 16th head coach in franchise history and the first African-American head coach in team annals. Lynn joined the Chargers after spending the 2015-16 seasons with the Buffalo Bills as the assistant head coach, running backs coach, the positions of offensive coordinator and interim head coach.

The 2019 season was highlighted by record-setting performances and recognition. Keenan Allen and Melvin Ingram III each went to their third-straight Pro Bowl while Joey Bosa went to his second in three seasons. On offense, Allen set a team record for catches in a season (104) and the unit touted a pair of 1,000-yard receivers (Allen and Mike Williams) while Austin Ekeler finished the year with 92 catches for 993 yards and eight touchdowns. Ekeler posted the NFL's 35th 100-yard rushing / 100-yard receiving game in the Chargers' victory at Jacksonville in 2019 on just 12 offensive touches – the fewest in a 100/100 performance in NFL history. In three seasons in Los Angeles, Lynn has compiled a 26-22 regular-season record.

Lynn led the Chargers to their first playoff appearance since 2013 and their best record since 2009 by posting a 12-4 mark in just his second season with the team in 2018. The Chargers led the NFL with seven Pro Bowl selections and were a resilient squad, winning eight-straight road contests. For his efforts in 2018, Lynn was recognized by the Fritz Pollard Alliance with the Paul "Tank" Younger Award and was later tabbed the Coach of the Year by the Los Angeles Sports Council.

In his first season at the helm in Los Angeles, Lynn rallied the team after an 0-4 start to win nine of the final 12 games, including six of the last seven contests. The Chargers finished 9-7 and just missed out on a playoff berth due to a tiebreaker. The nine wins over the 12-game span was the best mark since the team won the last 11 games of the 2009 season. The five-straight home wins were also the best run on home turf since that 2009 season.

Lynn put his imprint on the team in year one. The Bolts turned the ball over just 15 times in 2017 to rank tied for fourth in the NFL after a season in which they were dead last with 35 turnovers. The offensive line led the league in the least amount of sacks allowed with 18 – the first time the Chargers led the league in sacks allowed since in the AFL in 1968.

## LYNN CAREER CAPSULE

PLAYING BACKGROUND		
Season	School/Team	Position
1993-94	Broncos	Running Back
1995-96	49ers	Running Back
1997-99	Broncos	Running Back
COACHING BACKGROUND		
Season	School/Team	Position
2000-02	Broncos	Off. Assistant/Assist. Special Teams
2003-04	Jaguars	Running Backs
2005-06	Cowboys	Running Backs
2007-08	Browns	Running Backs
2009-13	Jets	Running Backs
2014	Jets	Assistant Head Coach/Running Backs
2015-16	Bills	Assistant Head Coach/Running Backs
2016	Bills	Interim Head Coach*
*Served as interim head coach the final game of 2016		
2017-Present	Chargers	Head Coach

A native of Celina, Texas, some 40 miles north of Dallas, Lynn was an All-Southwest Conference running back as a collegian at Texas Tech, where he rushed for 1,911 yards and 17 touchdowns on 481 carries. That helped him earn a ticket to the NFL where he signed with the New York Giants as an undrafted free agent in 1992. After being released by the Giants, Lynn signed with Denver in 1993 and appeared in 13 games for the Broncos. In 1994, he suffered a broken leg and spent the year on injured reserve. Lynn moved on to the Bay Area in 1995, spending two seasons with the San Francisco 49ers (1995-96) before concluding his career in Denver (1997-99), where he won back-to-back Super Bowl championships (XXXII and XXXIII) with the Broncos. Lynn hung up his cleats after the '99 season, having played in 83 career games.

Lynn jumped right into the coaching ranks in 2000, spending three seasons (2000-02) with the Broncos as an offensive assistant and assistant to special teams. In 2003, he landed his first full-time position gig as the running backs coach for the Jacksonville Jaguars (2003-04). That was followed by similar positions with the Dallas Cowboys (2005-06), Cleveland Browns (2007-08), New York Jets (2009-14) and Bills (2015-16). Lynn carried the additional title of assistant head coach in New York in 2014 and with the Bills for his two seasons there.



Lynn spent the last two seasons (2015-16) with the Bills, including the final 14 games of the 2016 season as their offensive coordinator and the final game of the year as their interim head coach. The Bills led the NFL in both of Lynn's seasons in both rushing yards (2,630 in 2016 and 2,432 in 2015) and rushing touchdowns (29 in 2016 and 19, tie in 2015). The Bills also led the league in average yards per carry (5.3 in 2016 and 4.8, tie in 2015) in each of his two seasons in Upstate New York. More impressively, at his last two coaching stops (New York and Buffalo), his teams combined to rush for 18,218 yards during that span (2009-16), the most combined yards in the NFL over that time period. Also in Week 16 of the 2016 season, as offensive coordinator for the Bills, Lynn led the offense to a franchise-record 589 total yards. The 589 total yards were the second-most in a single game in the NFL that season.

Lynn is married to Stacey Bell Lynn. He has two children, son, D'Anton, and daughter, Danielle. Stacey was a news anchor at WNBC in New York City. D'Anton played football collegiately at Penn State and professionally with the New York Jets and the Canadian Football League's Hamilton Tiger-Cats and currently is the defensive backs coach for the Houston Texans. Danielle studied at the University of Oklahoma and earned her master's degree at the University of North Texas. She is currently the COO of The Lynn Family Foundation and the Process Improvement Specialist at Southwest Hospital in Dallas.



# GEORGE STEWART

ASSISTANT HEAD COACH/  
SPECIAL TEAMS COORDINATOR

32ND NFL SEASON

4TH SEASON WITH CHARGERS

A longtime NFL assistant coach, George Stewart took over as the Chargers' special teams coordinator and assistant head coach in 2017 after spending the previous 10 seasons as the wide receivers coach for the Minnesota Vikings.

Entering his fourth season with the Bolts, Stewart has coached an AFC Special Teams Player of the Week and the league leader in special teams tackles in each of the past three seasons. Last year, fullback Derek Watt tied for the league lead with 16 tackles on special teams, including five in the team's Thursday Night Football contest in Oakland. Punter Ty Long made his NFL debut in the Week 1 win against Indianapolis, handling kicking and punting duties to earn AFC Special Teams Player of the Week honors.

Stewart tutored fourth-round pick linebacker Drue Tranquill to earn All-Rookie recognition as a special teamer from numerous outlets, including the *Professional Football Writers of America*, *Pro Football Focus* and *Pro Football Journal* (first-team selection). Defensive back Desmond King II had the second punt return for a touchdown of his career, becoming the eighth Charger with multiple punt return touchdowns while with the club.

In 2018, safety Adrian Phillips earned his first Pro Bowl appearance and was named a first-team All-Pro from *The Associated Press* and *PFPA* as he led the NFL in special teams tackles. Rookie kicker Michael Badgley broke the franchise record with a 93.8 field goal percentage, including a team-record 59-yard field goal. Badgley was named the AFC Special Teams Player of the Week for Week 14 and was named the ProFootballTalk Special Teams Rookie of the Year. Desmond King ranked third in the NFL in punt return average and was named AFC Special Teams Player of the Week after returning a punt 73-yards for a score in Week 13. King also garnered *AP* second-team All-Pro honors as a punt returner.

In his first season with the Chargers, punt returner Travis Benjamin was named the AFC Special Teams Player of the Week after totaling 88 return yards, including a 65-yard touchdown in Week 7 against the Broncos. Punter Drew Kaser ranked third in the NFL with a punting average of 48.1 that was also the second-best single-season average in franchise history. Linebacker Nick Dzubnar (21) and running back Austin Ekeler (17) ranked first and second in the league, respectively, in special teams tackles.

## STEWART CAREER CAPSULE

PLAYING BACKGROUND		
Season	School/Team	Position
1977-80	University of Arkansas	Guard
1981	Chiefs	Guard
COACHING BACKGROUND		
Season	School/Team	Position
1983	University of Arkansas	Graduate Assistant
1984-85	University of Minnesota	Offensive Line
1986-88	University of Notre Dame	Linebackers
1989-91	Steelers	Special Teams
1992-93	Buccaneers	Special Teams & Tight Ends
1994-95	Buccaneers	Special Teams
1996-99	49ers	Special Teams
2000-02	49ers	Wide Receivers
2003-06	Falcons	Wide Receivers
2007-16	Vikings	Wide Receivers
2017-Present	Chargers	Assistant HC/Special Teams Coord.

A native of Little Rock, Ark., Stewart was a standout guard at the University of Arkansas from 1977-80. The Razorbacks played in four-straight bowl games during his tenure and won the Southwest Conference title in 1979. Stewart, who was named to the Razorbacks' All-Decade Team for the 1970s, earned All-SWC honors as a junior in 1979, and he was a team captain as a senior in 1980. Stewart signed with the Kansas City Chiefs as an undrafted rookie in 1981 but spent the season on injured reserve.

Stewart entered the coaching ranks in 1983 as a graduate assistant at Arkansas, working under then-head coach Lou Holtz. He followed Holtz to the University of Minnesota a year later, taking over as the Golden Gophers' offensive line coach. Under Holtz, the Gophers made a rapid turnaround, finishing 7-5 and beating Clemson in the 1985 Independence Bowl, Minnesota's first bowl victory since the 1962 Rose Bowl. In 1986, Stewart joined Holtz at Notre Dame as linebackers coach. In Stewart's final season in South Bend in 1988, the Irish finished 12-0 and defeated West Virginia in the Fiesta Bowl en route to being crowned national champions.

Stewart spent the first 11 seasons of his NFL career (1989-99) coaching special teams, first in Pittsburgh (1989-91) under the legendary Chuck Noll, and then in Tampa Bay (1992-95), where he also coached tight ends for two seasons, and finally in San Francisco (1996-99) where he worked under both Bill Walsh and George Seifert. Stewart helped Pittsburgh defensive back Rod Woodson earn Pro Bowl honors as a returner three straight years (1989-91), and he saw kicker Mike Husted earn All-Rookie honors in Tampa Bay in 1993.

In San Francisco, one of Stewart's star pupils was Chargers Head Coach Anthony Lynn. For the next 17 years, Stewart coached wide receivers, including three seasons in San Francisco (2000-02), four in Atlanta (2003-06) and 10 in Minnesota (2007- 16). In San Francisco, the 49ers advanced to the playoffs five times in Stewart's seven seasons, including a trip to the NFC Championship Game in 1997. Under Stewart's guidance from 2000-02, Hall of Fame wide receiver Terrell Owens was selected to three-straight All-Pro teams and Pro Bowls.

In Atlanta, the Falcons won an NFC South title in 2004 and advanced to the NFC Championship Game.

In Minnesota, Stewart helped wide receiver Percy Harvin earn multiple NFL Rookie of the Year honors in 2009, while fellow wideout Sidney Rice earned a Pro Bowl nod that same season after ranking second in the NFC with 1,312 receiving yards. Harvin, the Vikings' top return man, set a Vikings franchise record with 2,081 total net yards. Stewart also oversaw wide receiver Cordarrelle Patterson's earning of first-team All-Pro and Pro Bowl accolades as the NFL's top kick returner as a rookie with Minnesota in 2013. In 2015, Stewart helped wide receiver Stefon Diggs earn All-Rookie honors after becoming the first rookie in franchise history to lead the team in receptions. In his final year with the Vikings in 2016, Patterson was named to his second Pro Bowl after leading the NFL in kickoff return average for a league-record third time in his career. For the first time since 1981, the Vikings had three players top 800 yards receiving, including wide receivers Stefon Diggs and Adam Thielen.



# GUS BRADLEY

**DEFENSIVE COORDINATOR**

15TH NFL SEASON

4TH SEASON WITH CHARGERS

Gus Bradley enters his fourth season as the defensive coordinator for the Los Angeles Chargers. His impact on the defensive performance was evident in his three seasons with the Bolts.

He's helped coach four players to be selected to Pro Bowls on the defensive side in his Chargers tenure, including defensive ends Joey Bosa and Melvin Ingram III multiple times. Ingram is one of 15 NFL defensive players to make the Pro Bowl each of the last three seasons.

Bradley coordinated defense in 2019 that finished inside the top-10 for the second time in as many seasons, ranking sixth in total defense and fifth in passing. The 200.3 passing yards-per-game allowed was the fewest since his first season with the Bolts in 2017 and the second-fewest by a Chargers defense since 2010 (177.8). Joey Bosa posted three-straight multi-sack games, including back-to-back games with two-plus sacks, to become the first Charger to do so since 2010. Bosa earned a Pro Bowl nod for the second time while Melvin Ingram was an all-star for the third-straight year.

The defense allowed just one 300-yard passer in 2018, one of just four units to not allow multiple 300-yard passers. The Bolts were No. 9 in the NFL in total defense, rushing defense and passing defense while ranking eighth in scoring defense. Bradley's unit was highlighted by safety Derwin James Jr., becoming the first Chargers rookie to top 100 tackles and earning first-team All-Pro honors from *The Associated Press*.

The Chargers saw a huge turnaround on the defensive side of the ball in 2017 as the Bolts ranked third in the league, allowing 17 points-per-game – the best mark by the team since 1992 and nearly a 10 points-per-game improvement from the previous season is the second-best turnaround in team history. The Chargers also ranked third in the NFL against the pass, were the best in the red zone, posted a plus-12 turnover margin to rank third and were fifth in sacks.

## BRADLEY CAREER CAPSULE

PLAYING BACKGROUND		
Season	School/Team	Position
1984-88	North Dakota State Univ. . .	Free Safety/Punter
COACHING BACKGROUND		
Season	School/Team	Position
1990-91	North Dakota State Univ. . .	Graduate Assistant
1992-95	Fort Lewis College. . . .	Defensive Coordinator
1996	North Dakota State University. . .	Linebackers
1997-99	North Dakota State Univ. . . .	Defensive Coord.
2000-02	North Dakota State Univ. .	Asst. HC/Def. Coord.
2003-04	North Dakota State Univ. .	Asst. HC/Linebackers
2005	North Dakota State Univ. .	Asst. HC/Def. Coord.
2006	Buccaneers . . . . .	Defensive Quality Control
2007-08	Buccaneers . . . . .	Linebackers
2009-12	Seahawks. . . . .	Defensive Coordinator
2013-16	Jaguars . . . . .	Head Coach
2017-Present	Chargers . . . . .	Defensive Coordinator

The defensive unit was led by Pro Bowlers Joey Bosa, Casey Hayward and Melvin Ingram. Bosa recorded a career-high 12.5 sacks, which were the most by a Bolts player since 2007. Hayward anchored a secondary that didn't allow a 100-yard receiver until Week 17 en route to his second-straight Pro Bowl nod. Ingram equaled his career-high in sacks with 10.5 and coupled with Bosa the combined 23 sacks were the most by a Chargers duo in the same season since 2006.

Bradley joined the Chargers as defensive coordinator in 2017 after spending the previous four seasons (2013-16) as the head coach of the Jacksonville Jaguars.

The Jaguars ranked sixth in the NFL in overall defense in 2016, surrendering just 321.7 yards-per-game, while ranking fifth against the pass (215.2).

Bradley began his coaching career at North Dakota State, spending two seasons (1990-91) as a graduate assistant, followed by a four-year run as the defensive coordinator and linebackers coach at Fort Lewis College (1992-95). For four months (December 1995-March 1996), Bradley also served as the head coach at Fort Lewis.

Bradley returned to North Dakota State in 1996 and spent the next 10 seasons (1996-05) serving in a number of different roles, including defensive coordinator, assistant head coach and linebackers coach.

As NDSU's defensive coordinator in 2005, the Bison led the Great West Football Conference in scoring defense, pass defense, total defense and turnover margin.

In 2006, Bradley landed his first NFL job in Tampa Bay. He spent one season (2006) as a defensive quality control coach and two (2007-08) as the Buccaneers' linebackers coach. Linebacker Derrick Brooks earned Pro Bowl appearances in each of his two seasons working with Bradley.

In 2009, the Seattle Seahawks hired Bradley as defensive coordinator and he helped mold Seattle's defense into one of the league's best. The Seahawks made postseason appearances following two of Bradley's four seasons (2009-12) in the Pacific Northwest. In 2009, the Seahawks posted two shutouts at home for the first time since 1986. In 2011, Seattle's defense ranked ninth in the NFL for just the sixth top10 finish in the club's 36-year history and first since 1997. Three Seahawks defenders – Earl

Thomas, Kam Chancellor and Brandon Browner – were selected to the Pro Bowl. In his final season with the Seahawks in 2012, Seattle set franchise records for fewest points (15.3) and yards-per-game allowed (306.2), the former of which led the NFL. At the end of the 2012 season, Thomas was voted to his second consecutive Pro Bowl, while Richard Sherman earned AP first-team All-Pro honors after leading the team and tying for second in the NFL with eight interceptions.

Bradley was named the head coach of the Jacksonville Jaguars in 2013. In his first season, the Jaguars posted a 4-4 mark following the bye week, with three of the wins on the road. In 2014, Jacksonville showed significant improvement in sacking opposing quarterbacks. The Jags raised their sack total from 31 to 45 in his second (2014), a total that ranked sixth in the NFL. The Jaguars led the NFL with 12 sack-fumbles and ranked third with 19 total forced fumbles. In 2015, Jacksonville's offense produced 44 touchdowns, third in team history, and the team scored 376 points, fifth in team annals.

Bradley and his wife, Michaela, have four children; Carter, Anna, Eli and Ella.





# SHANE STEICHEN

OFFENSIVE COORDINATOR

10TH NFL SEASON

9TH SEASON WITH CHARGERS

Shane Steichen enters his ninth season with the Chargers and his first full season as offensive coordinator after taking over midway through 2019.

Steichen began the 2019 campaign as quarterbacks coach, a role he had since 2017, and added offensive coordinator duties for the final eight games of the season. In those games, the offense improved by nearly four points-per-game and over 30 total yards-per-game, ranking No. 5 in total offense over that span. The rushing game also ranked 17th over the back half of the season (112.1 yards-per-game), up from 28th over the first eight games (69.5). Steichen coordinated an offense that saw three 900-yard receivers (Keenan Allen, Mike Williams and Austin Ekeler), including two that had 1,000 yards.

As quarterbacks coach in 2018, Steichen instructed Philip Rivers to a strong start, as he threw two or more touchdowns in the first 12 contests of the season and registered a passer rating over 90 in the first 13 games. Rivers had a record-breaking performance against Arizona as he posted the most efficient game in NFL history, setting all-time marks for single-game consecutive completions (25). His consistency has been unrivaled in franchise history as Rivers has posted 10 seasons with over 4,000 yards passing, 13 with over 3,000 yards and six seasons with 30-plus passing touchdowns.

In his second season with the quarterbacks, the Chargers led the NFL in passing yards per game for the first time since 1985 while Philip Rivers was second in the league with 4,515 yards. Rivers posted his best rating (95.9) since 2013 en route to being selected to his seventh Pro Bowl and second in a row under the tutelage of Steichen. Rivers eclipsed the 50,000-yard passing mark for his career in 2017 while his 4,515 yards were the sixth-best single-season effort in team history.

In Steichen's first season as quarterbacks coach in 2016, Rivers passed for 4,386 yards and tossed 33 touchdowns. It ranks as the sixth-highest single-season yardage total of his career and the eighth-highest in franchise history. Rivers' 33 touchdowns were the second-highest season touchdown total of his career and tied for the second-highest season mark in franchise annals. Rivers also completed a career-high 16 passes of 40 yards or longer, a total that ranked second in the NFL.

## STEICHEN CAREER CAPSULE

PLAYING BACKGROUND		
Season	School/Team	Position
2003-06	UNLV	Quarterback
COACHING BACKGROUND		
Season	School/Team	Position
2007	UNLV	Student Assistant
2008-09	UNLV	Graduate Assistant
2010	University of Louisville	Offensive Assistant
2011-12	Chargers	Defensive Assistant
2013	Browns	Quality Control/Offense
2014-15	Chargers	Quality Control/Offense
2016	Chargers	Quarterbacks
2017-19	Chargers	Quarterbacks
2019-Present	Chargers	Offensive Coordinator

A native of Sacramento, Calif., Steichen played quarterback at Oak Ridge High School in El Dorado Hills, Calif. He was named area MVP by the Sacramento Bee in 2002 after leading his squad to conference CIF sectional titles. Steichen went on to play collegiately at Nevada-Las Vegas, where he left as the school's 12th all-time leading passer. He earned a degree in journalism and media studies, and after graduation, spent one season as a student assistant and two as an offensive graduate assistant at UNLV.

Steichen worked as an offensive assistant at Louisville in 2010 before spending 2011-12 as a defensive assistant with the Chargers. He also spent 2013 as an offensive quality control coach in Cleveland, working with the quarterbacks. Because of injuries, three Browns quarterbacks started multiple games that season with each passing for over 300 yards at least once. It marked the first time in franchise history and sixth time in NFL history that ever happened.

From 2014-15, Steichen was an offensive quality control coach for the Chargers, working primarily with the team's wide receivers. In 2014, the Chargers were the only team in the NFL to feature four players with at least 778 yards receiving and four touchdown catches. Three of the four were wide receivers. The same four players each also finished the season with more than 50 catches, just the fourth time in franchise history that a team had four 50-catch players. In 2015, the Chargers were the only team in the NFL with seven players who each had at least 400 yards receiving and three touchdown catches. Four of the seven were again wide receivers.

Steichen and wife, Nina, have a son, Hudson. Steichen's older brother, Sean, was a former punter at Boise State.



# KEITH BURNS

ASSISTANT SPECIAL TEAMS

23RD NFL SEASON

3RD SEASON WITH CHARGERS

Keith Burns enters his third season as the assistant special teams coach for the Chargers. He spent 2013 as the special teams coordinator for the Washington Redskins and spent six seasons as assistant special teams coach of the Denver Broncos after a 13-year playing career.

He helped coach a unit in 2019 that produced the Week 1 AFC Offensive Player of the Week in first-year punter Ty Long, who made three extra points and a field goal while registering a 46.5-yard net punting average in his career debut. Burns' instruction led to fourth-round rookie linebacker Drue Tranquill to earn All-Rookie recognition as a special teamer from the *Professional Football Writers of America*.

In his first season with the Chargers, the special teams boasted AP first-team All-Pro Adrian Phillips and second-team All-Pro punt returner Desmond King. Phillips led the NFL in special teams tackles while King ranked third in the league in punt return average. Rookie kicker Michael Badgley set the franchise record with a 93.8 field goal percentage, including a team-record 59-yarder.

From 2007-12, Burns worked with a Broncos unit that accumulated 10 combined punt and kickoff return touchdowns, tied for most in the AFC and second-most in the NFL. Over that period, the Broncos ranked fourth in the AFC and fifth in the NFL in punt return average (10.5 yards per return).

In his final season in Denver in 2012, several specialists set Broncos franchise records under Burns' guidance, as kicker Matt Prater set the single-season team record for scoring by a kicker (133 points) and punter Britton Colquitt broke the team record for net punting average for the second consecutive season (40.2 in 2011, 42.1 in 2012).

## BURNS CAREER CAPSULE

PLAYING BACKGROUND		
Season	School/Team	Position
1990-91	Navarro Junior College	Linebacker
1992-93	Oklahoma State	Linebacker
1994-98	Broncos	Linebacker
1999	Bears	Linebacker
2000-03	Broncos	Linebacker
2004	Buccaneers	Linebacker
2005-06	Broncos	Linebacker
COACHING BACKGROUND		
Season	School/Team	Position
2007-12	Broncos	Assistant Special Teams
2013	Redskins	Special Teams Coordinator
2018-Present	Chargers	Assistant Special Teams

Also, return specialist Trindon Holliday led the NFL with a 32.5-yard kick return average in addition to ranking fifth in the league with a 10.8-yard punt return average after being acquired by the Broncos off waivers on Oct. 11.

During his six seasons with the Broncos, five different players totaled eight AFC Special Teams Player of the Week awards.

As a player, Burns was a key member of the Broncos' special teams unit in his 11 seasons in Denver, 10 of which were played under former Redskins Executive Vice President/Head Coach Mike Shanahan.

In those 11 seasons, Burns led or tied for the team lead in special teams tackles seven times. He totaled 186 special teams' stops in 166 career games played as well as 70 defensive tackles, 1.5 sacks, two pass breakups and a forced fumble and helped the Broncos to victories in Super Bowl XXXII and Super Bowl XXXIII.

Burns entered the NFL with Denver as a seventh-round choice (210th overall) in the 1994 NFL Draft after playing collegiately at Oklahoma State.



# CHRIS CAMINITI

**SENIOR COACHING ASSISTANT**

9TH NFL SEASON

2ND SEASON WITH CHARGERS

Chris Caminiti enters his second season as the Senior Coaching Assistant for the Los Angeles Chargers. Caminiti came to the Chargers from UCLA, where he most recently served as an Associate Athletic Director.

Caminiti was promoted to Associate Athletic Director in April of 2016. Caminiti began at UCLA in 2013 when he served as the Special Teams Analyst.

Prior to joining UCLA, Caminiti served stints at the Kansas City Chiefs, the Cleveland Browns, and the New England Patriots.

Caminiti also has had prior coaching experience as the head football coach at Granite Hills High School (El Cajon, Calif.), UNLV, Occidental College, University of San Diego and Cheshire (Conn.) High School.

Caminiti earned his master's degree at Southern Connecticut State University in 1994 and his bachelor's degree in 1992. Chris and his wife, Emerly, have three children.

## CAMINITI CAREER CAPSULE

COACHING BACKGROUND		
Season	School/Team	Position
1992-95	Cheshire High	Assistant Coach
1996	University of San Diego	Linebackers
1997-99	Occidental College	Defensive Coordinator
2000	UNLV	Defensive GA/Linebackers
2001	Granite Hills High	Head Coach
2002-04	Patriots	Director of Operations
2007-08	Browns	Assistant Special Teams
2009-10	Chiefs	Director of Football Operations
2013-15	UCLA	Special Teams Analyst
2016-18	UCLA	Associate Athletic Director for Football
2019-Present	Chargers	Senior Coaching Assistant



# JAMES CAMPEN

## OFFENSIVE LINE

24TH NFL SEASON

1ST SEASON WITH CHARGERS

James Campen enters his 17th season as an NFL coach and his first for the Bolts, taking over as the offensive line coach for 2020. He comes to Los Angeles after time in Cleveland and Green Bay, coaching eight Pro Bowlers in the process. Campen will coach newly-signed tackle Bryan Bulaga for the 10th year in 2020.

In 2019, Campen served as associate head coach/offensive line for the Cleveland Browns. The Browns line blocked for running back Nick Chubb to rush for 1,494 yards – the most by a Cleveland back since Hall of Fame running back Jim Brown had 1,544 in 1965. Chubb added 278 receiving yards to record the most single-season yards from scrimmage in Browns history (1,772). Campen coached Browns guard Joel Bitonio to his second-straight Pro Bowl selection in 2019, where he started all 16 games at left guard for the fifth season of his career.

Before his stint with the Browns, Campen coached in Green Bay for 15 years (2004-18), returning to Northeast Wisconsin – where he spent five seasons as a player for the Packers. In his time coaching in Green Bay, Campen tutored seven Pro Bowl offensive linemen, including guard Josh Sitton to three in four years. The Packers were the only team in the NFL to have six different offensive linemen recognized as all-stars since 2010, all coming under Campen's instruction (Sitton, Chad Clifton, David Bakhtiari, T.J. Lang, Jeff Saturday and Scott Wells). In 2018, he coached Bakhtiari to first-team All-Pro recognition from *The Associated Press*.

In his tenure in Green Bay, the Packers averaged the third-most points-per-game in that span (25.5). Campen served as offensive line coach for 11 seasons, in which the Packers offense ranked in the top 10 in scoring offense nine times and total offense eight times. The line protected quarterback Aaron Rodgers to Most Valuable Player recognition in 2011 and 2014, while spurring a run to a win in Super Bowl XLV during Bulaga's rookie season in 2010.

Campen first joined the coaching ranks as a training camp intern for the Packers in 1994 before coaching at his prep alma mater, Ponderosa High School in Shingle Springs, Calif. After serving four seasons as defensive coordinator and coaching the offensive line, he was named head coach and went 29-20-1 over the next five years competing in the Sierra Valley Conference, one of the most competitive high school leagues in the state.

## CAMPEN CAREER CAPSULE

PLAYING BACKGROUND		
Season	School/Team	Position
1982-83	Sacramento City College	Center
1984-85	Tulane University	Center
1987-88	Saints	Center
1989-93	Packers	Center

COACHING BACKGROUND		
Season	School/Team	Position
1995-98	Ponderosa High	Def. Coordinator/Off. Line
1999-2003	Ponderosa High	Head Coach
2004-05	Packers	Assistant Offensive Line/Off. QC
2006	Packers	Assistant Offensive Line
2007-17	Packers	Offensive Line
2018	Packers	Run Game Coord./Offensive Line
2019	Browns	Associate HC/Offensive Line
2020-Present	Chargers	Offensive Line

As a player, Campen began his collegiate career at Sacramento City College under the instruction of Jerry Sullivan. Over the two seasons he played for Sullivan, the Panthers lost one game and won a national championship. Campen then transferred to Tulane University for two seasons (1984-85), serving as a team captain for the Green Wave as a senior. He went undrafted in 1987 and signed with the New Orleans Saints, playing in the Big Easy for two seasons before signing with the Packers. He started at center in Brett Favre's first NFL start and protected the Hall of Fame quarterback in two 3,000-yard campaigns. Campen appeared in 67 games with 50 starts for his career, with 61 of those games played and 47 starts coming in Green Bay.

A native of Sacramento, Calif., Campen played offensive line at Ponderosa High, earning two letters in football and three in wrestling. He earned a degree in social science with an emphasis in criminal justice. Campen served as a reserve deputy sheriff in New Orleans and volunteered with the Green Bay Police Department in a similar capacity while playing for the Packers.



# DAVID DIAZ-INFANTE

## ASSISTANT OFFENSIVE LINE

12TH NFL SEASON

2ND SEASON WITH CHARGERS

David Diaz-Infante enters his first year as assistant offensive line coach for Los Angeles, his seventh season as an NFL coach after a six-season playing career in the NFL – which began with the Chargers in 1987.

As an assistant offensive line coach with the New York Jets over three seasons, New York's line paved the way for four running backs to total 600-plus rushing yards. In 2017, Diaz-Infante helped integrate free agent signing Kelvin Beachum at left tackle on a line that protected Josh McCown to record top-five marks in franchise history for completion percentage (67.3 pct.) and passer rating (94.5). He began his tenure with the Jets in the training camp of 2015, serving as a coaching intern. Prior to the Jets, Diaz-Infante spent two seasons in Arizona with the Cardinals from 2013-14 in his first NFL coaching experience.

Diaz-Infante spent time playing in four professional football leagues – the NFL, Canadian Football League, World League of American Football (WLAF) and XFL – the first San Jose State alumnus to do so. Over his NFL career, he won a pair of Super Bowls with Denver as a teammate of Head Coach Anthony Lynn. Diaz-Infante played in 69 games with nine starts in the regular season while appearing in six postseason games. He initially entered as an undrafted free agent with the Chargers in 1987, playing in three games as a rookie. He joined the Broncos in 1995 and appeared in games with Denver from 1996-98 before playing in Philadelphia in 1999 and finishing his playing career in Denver in 2001. Diaz-Infante also played in the WLAF with the Frankfurt Galaxy (1991-92), the Sacramento Gold Miners of the CFL (1993-94) and in the first stint of the XFL with the Las Vegas Outlaws (2001).

Collegiately, Diaz-Infante played at San Jose State and lettered three seasons, helping lay a foundation for one of the greatest turnarounds in program history. As a senior in 1986, he was recognized as honorable mention All-America from The Associated Press, first-team All-West Coast from United Press International and first-team All-PCAA. Diaz-Infante was inducted into the San Jose Sports Hall of Fame in 2006.

## DIAZ-INFANTE CAREER CAPSULE

PLAYING BACKGROUND		
Season	School/Team	Position
1983-86	San Jose State University	Center/Guard
1987	Chargers	Center/Guard
1991-92	Frankfurt Galaxy	Center/Guard
1993-94	Sacramento Gold Miners	Center/Guard
1996-98	Broncos	Center/Guard
1999	Eagles	Center/Guard
2001	Las Vegas Outlaws	Center/Guard
2001	Broncos	Center/Guard

COACHING BACKGROUND		
Season	School/Team	Position
1990-91	San Jose State University	Offensive Assistant
2013-14	Cardinals	Offensive Assistant
2016-18	Jets	Assistant Offensive Line
2020-Present	Chargers	Assistant Offensive Line

After redshirting in 1982 as a linebacker, he moved to guard and started as a redshirt freshman in 1983. After missing 1984 due to injury, Diaz-Infante again was the starter from 1985-86, serving as a captain in his senior season for a seven-win improvement over the previous season – which still ranks in the top-25 turnarounds in Football Bowl Subdivision history.

Diaz-Infante first coached after his rookie season with the Chargers for two years at San Jose State as an offensive assistant. Following his retirement from his playing career, he worked in television as a studio analyst with FSN Rocky Mountain (2003-04) before joining ESPN in 2004. From 2005-08, he served as an analyst for the Broncos radio network.

A native of San Jose, Calif., he was named Central Coast Section Conference Lineman of the year in 1981 at Bellarmine College Prep. He earned a degree from San Jose State in social science. He and his wife, Audra, have a son and a daughter – Dante Antonio and Alexis Maria.





# LA'ROI GLOVER

**ASSISTANT DEFENSIVE LINE**

11TH NFL SEASON

2ND SEASON WITH CHARGERS

La'Roi Glover enters his second season as the assistant defensive line coach for the Los Angeles Chargers. Glover came to the Chargers from the New York Jets, where he spent two seasons in the same capacity.

He helped coach a defensive line that saw defensive ends Joey Bosa and Melvin Ingram III earn Pro Bowl nods while Bosa also earned All-Pro recognition from *Sporting News* and was named AFC Defensive Player of the Week in the win at Chicago. Glover helped Bosa and Ingram move up the team's all-time sacks list into the top 10, with Ingram finishing the season No. 4 in Chargers history. He also coached Bosa to have three-straight multi-sack games, the first Charger to do so since 2010.

Glover, whose 13-year playing career saw him selected to multiple Pro Bowls and register 83.5 sacks, began his post-playing career as director of player programs with the Rams before entering the coaching ranks with the Jets.

Prior to joining the Jets, Glover spent seven seasons working as the Director of Player Programs for the Los Angeles/St. Louis Rams. In that role, he was responsible for assisting players with their transition into professional football with the development of programs to address off-the-field matters.

Glover spent 13 seasons as a defensive tackle in the league, playing in 193 games, including 191 consecutive to finish his career, for the Oakland Raiders (1996), New Orleans Saints (1997-2001), Dallas Cowboys (2002-05) and St. Louis Rams (2006-08). He amassed 83.5 sacks during his career and was selected to six consecutive Pro Bowl teams, while also receiving All-Pro recognition four times. He was a first-team selection for the 2000s All-Decade team. During the 2000 season, Glover led the league with 17.0 sacks, the second-most in league history among defensive tackles, and was named NFL Alumni Defensive Lineman of the Year as well as NFC Defensive Player of the Year.

## GLOVER CAREER CAPSULE

PLAYING BACKGROUND		
Season	School/Team	Position
1992-95	San Diego State University	Defensive Tackle
1996	Raiders	Defensive Tackle
1997	Barcelona Dragons	Defensive Tackle
1997-2001	Saints	Defensive Tackle
2002-05	Cowboys	Defensive Tackle
2006-08	Rams	Defensive Tackle
COACHING BACKGROUND		
Season	School/Team	Position
2010-15	Rams	Director of Player Engagement
2016	Rams	Director of Player Engagement
2017-18	Jets	Assistant Defensive Line
2019-Present	Chargers	Assistant Defensive Line

Glover is a member of the San Diego State University Hall of Fame, the Breitbard Hall of Fame (established to honor athletes who have excelled athletically in San Diego or who are native San Diegans who have achieved athletic fame elsewhere), the New Orleans Saints Hall of Fame and the inaugural class of the CIFSan Diego Section Hall of Fame.

Glover graduated from San Diego State University with a degree in public administration and later received his MBA at Fontbonne University in 2012. Glover and his wife, Spring, have three children, a son, La'Roi, Jr., and two daughters, Neomie and Sophia.



# PEP HAMILTON

## QUARTERBACKS

13TH NFL SEASON

1ST SEASON WITH CHARGERS

Pep Hamilton will coach quarterbacks for the Chargers in 2020, his 13th season as an NFL coach. Hamilton comes to Los Angeles after serving as head coach/general manager for the XFL's DC Defenders.

He led the Defenders to a 3-2 record, including a win in the first shutout for the league, a 27-0 victory over the New York Guardians in Week 2. Hamilton coached former Chargers quarterback Cardale Jones to throw for 499 yards and four touchdowns in the 2-0 start while completing 62 percent of his passes.

Before the XFL, Hamilton spent two seasons under Jim Harbaugh at the University of Michigan. After serving as assistant head coach/passing game coordinator in 2017, he was passing game coordinator/quarterbacks coach the next season. As quarterbacks coach, the team's touchdown-interception ratio improved from 9:10 to 24:9. The Wolverines went from having no quarterbacks pass for 1,000 yards in 2017 to Shea Patterson throwing for 2,600 yards and 22 touchdowns in a 10-3 season.

Hamilton coached for the Cleveland Browns in 2016 after spending 2013-15 with the Indianapolis Colts. He coordinated Colts offense in 2014 that ranked No. 1 in passing offense (305.9 yards-per-game) and third in total offense (406.6), setting single-season franchise records for passing yards (4,894) and total net yards (6,506). Quarterback Andrew Luck, who earned Pro Bowl nods in both 2013 and 2014, passed for career highs in yards (4,761) and touchdowns (40) during the 2014 season. Luck set a team record with eight-straight 300-yard performances.

Hamilton also served as a tutor to Luck in college, coordinating the offense and coaching quarterbacks for Stanford from 2011-12. In 2012, the Cardinal went 12-2 and running back Stephan Taylor finished as the school's all-time leader in career rushing yards (4,212) while tying the school record with 44 total touchdowns. In Luck's final year in college in 2011, Hamilton coached the eventual first-overall selection to finish second in Heisman Trophy voting and winning Pacific-12 Offensive Player of the Year honors. The offense scored a school-record 561 points on the season, ranking seventh in the nation with 43.2 points-per-game. As wide receivers coach in 2010, the team set a school record with 32 receiving touchdowns.

## HAMILTON CAREER CAPSULE

PLAYING BACKGROUND		
Season	School/Team	Position
1993-96	Howard University	Quarterback
COACHING BACKGROUND		
Season	School/Team	Position
1997-98	Howard University	Quarterbacks
1999-2001	Howard University	Off. Coord./Quarterbacks
2002	Ravens	Pro Personnel Intern
2003	Jets	Offensive Quality Control
2004-05	Jets	Offensive Assistant/Quarterbacks
2006	49ers	Offensive Assistant/Quarterbacks
2007-09	Bears	Quarterbacks
2010	Stanford University	Wide Receivers
2011-12	Stanford Univ.	Off. Coord./Quarterbacks
2013-15	Colts	Offensive Coordinator
2016	Browns	Associate Head Coach-Offense
2017	Univ. of Michigan	Asst. H.C./Passing Game Coord.
2018	Univ. of Michigan	Passing Game Coord./QBs
2020	DC Defenders	Head Coach/General Manager
2020-Present	Chargers	Quarterbacks

From 2007-09, Hamilton coached quarterbacks for the Chicago Bears. He worked with Jay Cutler in 2009 after the team acquired Cutler via trade to set single-season franchise records for completions (336) and passing attempts (555). Hamilton spent 2006 as an offensive assistant/quarterbacks coach for the San Francisco 49ers when Alex Smith became the first quarterback in team history to take every offensive snap during a season.

Before San Francisco, Hamilton spent time with the New York Jets as offensive assistant/quarterbacks (2004-05) and offensive quality control (2003). In 2004, he coached Chad Pennington to complete 65.4 percent of his passes – second-best in team history at the time – and lead the Jets to a playoff victory.

Hamilton began his coaching career at his alma mater, Howard University, where he served as quarterbacks coach from 1997-2001, adding the role of offensive coordinator for his final three seasons. He got his first taste of NFL coaching by working as a summer coaching intern for the Kansas City Chiefs in 2000 and the Washington Redskins in 2001.

A quarterback for Howard University, Hamilton won the school's scholar-athlete award in 1995 and '96 before earning his business degree in 1997.



# ADDISON LYNCH

**ASSISTANT DEFENSIVE BACKS**

3RD NFL SEASON

3RD SEASON WITH CHARGERS

Addison Lynch enters his third season with the Los Angeles Chargers, his first as the assistant defensive backs coach. He spent the 2018-19 campaigns as quality control for defense after spending the previous seven years in the collegiate ranks.

Over the past two seasons, Lynch worked in practice drills primarily with linebackers coach Richard Smith while helping defensive coordinator Gus Bradley with team presentations and film breakdown of upcoming opponents. He coached Bolts 2018 rookie standout safety Derwin James Jr., at Florida State, easing the transition for the first-team All-Pro.

Lynch came to Los Angeles after six seasons under the tutelage of Jimbo Fisher as a quality control assistant at Florida State. He helped coach the Seminoles to six bowl games, including five straight New Year's Six bowl appearances. Lynch worked on the staff that won the final BCS National Championship over Auburn

## LYNCH CAREER CAPSULE

PLAYING BACKGROUND		
Season	School/Team	Position
2007-10	Bryant University	Safety

COACHING BACKGROUND		
Season	School/Team	Position
2011	Mississippi College	Graduate Assistant
2012-17	Florida State University	QC Assistant
2018-19	Chargers	Quality Control/Defense
2020-Present	Chargers	Assistant Defensive Backs

for the 2013 season and appeared in the inaugural College Football Playoff the following year. Prior to his stint at Florida State, Lynch worked one season at Mississippi College as a graduate assistant coach.

A native of Boston, Mass., Lynch played safety for Bryant University from 2007-11. He earned his degree in Business Administration with an emphasis in marketing.



# TEVIN McDONALD

ALEX G. SPANOS  
COACHING FELLOW

2ND NFL SEASON

1ST SEASON WITH CHARGERS

Tevin McDonald joins the Los Angeles Chargers as the Alex G. Spanos Coaching Fellow for the 2020 campaign, mainly assisting with the defensive backs. He most recently served as a quality control coach at his alma mater, Eastern Washington University.

As a quality control coach at Eastern Washington, McDonald worked with the defensive backs and linebackers. Over his two seasons with the Eagles, the defense picked off 34 passes – the second-most in the Big Sky Conference over that span. Eastern Washington's 22 interceptions in 2018 ranked third among Football Championship Subdivision teams that year and were the most by an Eagles defense since recording 26 in 2010.

McDonald entered the NFL as an undrafted free agent in 2015, signing with the Oakland Raiders out of camp. After his lone season with the Raiders, McDonald played for the BC Lions of the Canadian Football League, where he was a teammate of current Chargers punter Ty Long.

McDonald rounded out his collegiate career with two seasons at Eastern Washington after transferring from UCLA. He played 23 games for the Eagles, totaling 121 tackles (80 solo), four interceptions and nine passes defended. McDonald also had a sack, four tackles for loss, four forced fumbles and two recoveries, earning third-team All-American and first-team All-Big Sky honors as a senior. In two seasons with the Bruins,

## McDONALD CAREER CAPSULE

PLAYING BACKGROUND		
Season	School/Team	Position
2010-12	UCLA	Safety
2013-14	Eastern Washington University	Safety
2015	Raiders	Safety
2017-18	BC Lions	Safety
COACHING BACKGROUND		
Season	School/Team	Position
2018-19	Eastern Washington Univ.	Defensive QC
2020-Present	Chargers	Alex G. Spanos Coaching Fellow

McDonald was named a Freshman All-American by multiple outlets and recorded 135 tackles (100 solo) in 27 games played. He also registered four interceptions, nine passes defended, a forced fumble and five tackles for loss.

A native of Fresno, Calif., McDonald is the son of six-time All-Pro and Super Bowl-winning safety Tim McDonald. His brother, T.J., played safety at Southern California and was a third-round selection of the Rams in 2013, playing most recently for the Dolphins in 2018.

McDonald played three prep seasons at Edison High in Fresno, Calif., where his father coached. He was part of a CIF Central Section championship team in 2009, earning third-team all-state as a senior.



# PHIL McGEOGHAN

## WIDE RECEIVERS

11TH NFL SEASON

3RD SEASON WITH CHARGERS

Phil McGeoghan enters his third year with the Los Angeles Chargers as the wide receivers coach after coming to the organization from the Buffalo Bills.

In 2019, McGeoghan tutored a group that set team records and had two 1,000-yard receivers. Wide receiver Keenan Allen was named to his third Pro Bowl and broke his own team record for single-season catches with 104, while wide receiver Mike Williams led the NFL with a 20.4-yard receiving average (min. 30 receptions). The duo each had 1,000 receiving yards on the year, marking the first Chargers teammates to accomplish the feat since 2009. McGeoghan tutored a total of seven receivers to catch a pass, six of which started at least one game.

The receivers flourished under McGeoghan in 2018. Allen put together another solid season, earning his second-straight Pro Bowl bid. Allen finished the season with 97 catches, 1,196 yards and six touchdowns. On top of Allen's consistency, second-year pro Williams took a giant leap forward under the guidance of McGeoghan. Williams hauled in 43 passes for 664 yards and registered 11 total touchdowns, including 10 through the air. Williams became the first Chargers receiver since 1996 to have 10 or more scrimmage touchdowns. Wide receiver Tyrell Williams also made an impact, totaling 41 receptions for 653 yards and five touchdowns. Both Tyrell and Mike Williams averaged over 15 yards per reception to rank in the top-15 in the league.

In his lone season with the Bills, McGeoghan helped the franchise make their first playoff appearance in 18 years.

Before returning to the NFL, he spent the 2016 season as the wide receivers coach at East Carolina. McGeoghan coached senior wide receiver Zay Jones to a season with 158 receptions or 1,746 yards (11.1 avg.) and eight TDs while also coaching senior receiver Jimmy Williams (818 yards and eight TDs on 45 catches) and junior wideout Quay Johnson (58 receptions for 563 yards and three TDs) to stellar seasons.

## McGEOGHAN CAREER CAPSULE

PLAYING BACKGROUND		
Season	School/Team	Position
2001-02	Broncos	Wide Receiver
2002	Berlin Thunder	Wide Receiver
2003	Saints	Wide Receiver
COACHING BACKGROUND		
Season	School/Team	Position
2007	Univ. of Maine	Wide Receivers/Tight End
2009-11	University of South Florida	Wide Receivers
2012-14	Dolphins	Assistant Wide Receivers
2015	Dolphins	Wide Receivers
2016	East Carolina University	Wide Receivers
2017	Bills	Wide Receivers
2018-Present	Chargers	Wide Receivers

His first job in the NFL came with the Miami Dolphins, where he spent four seasons working with their receivers. He served as the assistant wide receivers coach before being promoted to wide receivers coach in the middle of the 2015 season. One of the highlights was wide receiver Jarvis Landry posting a single-season franchise record with 110 receptions in 2015.

Prior to the Dolphins, McGeoghan worked as the wide receivers coach at South Florida for three seasons. He came to USF after one year with Naval Academy Prep, where he was the offensive coordinator. His first coaching job was in 2007 when he spent one season at his alma mater as the University of Maine's wide receivers and tight ends coach.

McGeoghan played four years in the NFL with the New Orleans Saints, Denver Broncos, Oakland Raiders and New York Jets at various positions. He also spent a year playing in NFL Europe for the Berlin Thunder.

At Maine, McGeoghan starred as a wide receiver for the Black Bears, finishing his career fourth in career receiving yards (2,343) and fifth in receptions (161) in school history. In the classroom, he earned Academic All-America honors and was recognized as an Arthur Ashe Jr. and Dean Smith Sport Scholar. McGeoghan also served in a leadership capacity as UM's student-athlete president.

McGeoghan is from Agawam, Mass. He earned his bachelor's degree in marketing from Maine.



# RON MILUS

## DEFENSIVE BACKS

21ST NFL SEASON

8TH SEASON WITH CHARGERS

Ron Milus enters his eighth season with the Bolts reunited with cornerback Chris Harris Jr., who chose to sign with Los Angeles in free agency. Milus was Harris' first-ever NFL coach, kickstarting the development of the four-time Pro Bowler.

In 2019, Milus tutored a position group that saw safety Rayshawn Jenkins start all 16 games at free safety and lead the team in interceptions. Casey Hayward Jr., picked off a pair of passes, earning second-team All-Pro honors from Pro Football Focus. It marked the fifth season of Hayward's career with multiple interceptions, giving him 13 since joining the Bolts in 2016.

Milus coached a Pro Bowl player in eight-consecutive seasons when safety Derwin James Jr., was voted a starter following the 2018 campaign. James added first-team All-Pro and All-Rookie accolades while Milus also coached Desmond King II to second-team All-Pro recognition. King earned AFC Defensive Player of the Week honors for his performance in a Week 9 win at Seattle, where he had a 42-yard pick-six. Milus was part of a defensive coaching staff that oversaw a pass defense that ranked No. 9 in the NFL in 2018.

With the Bolts in 2017, Milus coached cornerback Casey Hayward to his second-straight appearance in the Pro Bowl. Hayward ranked second in the NFL with 22 passes defended and added four interceptions. The Chargers ranked fourth in the league with 18 total interceptions with 14 coming from his defensive backs. The team did not allow a 100-yard receiver until Week 17 of the season.

In 2016, Hayward led the NFL with a career-high seven interceptions. Hayward went on to become the first Chargers defender to capture the NFL's interceptions crown outright since 2007. With Hayward leading the way, the Chargers led the NFL with 18 picks, and the team recorded at least one takeaway in 15 of 16 games. The Chargers had 11 different players record at least one interception in 2016, most in the NFL by any one team and the most by a Chargers squad since 2004.

Prior to Hayward, former safety Eric Weddle earned Pro Bowl invitations in both 2013 and '14 and cornerback Jason Verrett earned all-star honors in 2015. During Milus' first year with the Chargers in 2013, the defense recorded 10 interceptions in the final nine games of the season, playoffs included, after intercepting just four in the season's first nine games. In 2014, the Chargers ranked fourth in the NFL in pass defense. In 2015, Verrett led the team in interceptions and passes defended.

## MILUS CAREER CAPSULE

PLAYING BACKGROUND		
Season	School/Team	Position
1982-85	University of Washington	Cornerback

COACHING BACKGROUND		
Season	School/Team	Position
1988-90	Lincoln High School	Defensive Backs
1991	University of Washington	Grad. Assistant
1992-98	University of Washington	Defensive Backs
1999	Texas A&M University	Defensive Backs
2000-01	Broncos	Defensive Backs
2002	Broncos	Nickel Backs
2003	Cardinals	Defensive Backs
2004-05	Giants	Secondary
2006-07	Rams	Assistant Secondary
2008	Rams	Secondary
2009-10	Panthers	Secondary
2011-12	Denver Broncos	Secondary
2013-16	Chargers	Secondary
2017-Present	Chargers	Defensive Backs

A native of Tacoma, Wash., Milus was a cornerback and return specialist at the University of Washington in the mid-1980s. He moved into coaching in 1988, starting at his alma mater, Tacoma's Lincoln High School. That led to a graduate assistant position at Washington and then ultimately a seven-year stint as the Huskies' defensive backs coach. Washington made two Rose Bowl appearances during Milus' tenure and led the nation with 22 interceptions in 1993.

Milus moved on to the NFL in 2000, joining the Denver Broncos as defensive backs coach. In his first season, the secondary racked up 21 interceptions, its highest total since 1987. A year later in 2001, cornerback Deltha O'Neal made the Pro Bowl after tying for third in the NFL with nine interceptions. Milus spent three seasons in Denver before splitting time between Arizona, the New York Giants, St. Louis and Carolina. He returned to Denver for a second stint in 2011.

In 2012, the Broncos led the NFL in fewest yards allowed-per-pass play. They ranked second in total defense and third in pass defense en route to winning the AFC West with a 13-3 record, earning the top seed in the AFC playoffs. Cornerback Chris Harris Jr., returned two of his three interceptions for touchdowns and veteran corner Champ Bailey was selected to the Pro Bowl for the 12th time in his career. Milus and wife, Sandra, have two sons - Ryan and Bobby.





# RYAN MILUS

## QUALITY CONTROL/DEFENSE

2ND NFL SEASON

2ND SEASON WITH CHARGERS

Ryan Milus enters his second season with the Los Angeles Chargers. Milus moves to quality control/defense after spending his first year as an intern in the Alex G. Spanos Coaching Fellowship.

In his new role, Milus will work in practice drills primarily with the linebackers while helping defensive coordinator Gus Bradley with team presentations and film breakdown of upcoming opponents. Last season, he worked with the defensive backs, helping father and defensive backs coach Ron Milus along with former assistant defensive backs coach Chris Harris.

Milus entered the NFL after two seasons as an assistant coach working with the cornerbacks at Weber State. Weber State advanced to the FCS Playoffs in both of his seasons. The Wildcats also won back-to-back Big Sky Conference titles in 2017 and 2018, the first time in school history.

In 2018, the Wildcats repeated as Big Sky champions, and again advanced to the FCS Quarterfinals and were ranked as high as third in the nation, the highest ranking in school history. Cornerback Keilan Benjamin earned first-team honors and cornerback Parker Preator earned third-team All-Big Sky honors.

He helped coach Weber State to one of the best defenses in the country. In 2017, WSU finished in the top 10 in the country in interceptions, turnovers gained and red zone defense. The Wildcats led the Big Sky in total defense, scoring defense, rushing defense, interceptions, pass efficiency defense and red zone defense. Senior Taron Johnson was a consensus All-American selection and was named the Big Sky Defensive MVP.

## MILUS CAREER CAPSULE

COACHING BACKGROUND		
Season	School/Team	Position
2016	Hamilton High	Secondary
2017-18	Weber State University	Cornerbacks
2019	Chargers	Alex G. Coaching Fellow
2020-Present	Chargers	Quality Control/Defense

Milus, a native of Tacoma, Wash., graduated from Hamilton High School in Chandler, Ariz. He then attended Arizona State University where he excelled as a track and field star with the Sun Devils.

He was a three-time All-American sprinter at ASU and finished second in the NCAA Championships in the 60 meters. He was twice a runner-up finisher in the 100 meters at the Pac-12 Championships. He qualified for the U.S. Olympic Trials in the 100 meters and also twice competed at the U.S. Championships.

He graduated from Arizona State in 2014 with a degree in Business Tourism.

Following graduation, he competed professionally in track and field and made the finals of the U.S. Indoor Championships.

He spent the 2016 season coaching football at his alma mater Hamilton High School, where he coached the secondary.

He is the son of Ron Milus, who is currently the defensive backs coach of the Los Angeles Chargers.



# MARK RIDGLEY

## RUNNING BACKS

9TH NFL SEASON

9TH SEASON WITH CHARGERS

Mark Ridgley enters his ninth season with the Chargers and his first as running backs coach after spending the last two seasons assisting the offensive line.

In his second season as assistant offensive line coach, Ridgley coached young players up to speed to play significant time due to injuries as tackle Trey Pipkins III, center/guard Scott Quessenberry and tackle Trent Scott started 21 combined games. In 2018, the line posted a top-10 finish in sacks allowed. Center Mike Pouncey was named to the Pro Bowl in his first season with the Chargers. The line provided time for quarterback Philip Rivers to post over a 90 rating in 14 games and created the holes for the team to rank seventh in the NFL in yards-per-rush.

After spending two seasons as a special assistant to the head coach/offense working with the Chargers' running backs, Ridgley was promoted to quality control coach for the offense in 2016 and was an offensive assistant in 2017.

In 2016, running back Melvin Gordon had a breakout year, pacing the squad with 12 total touchdowns, including 10 rushing. He fell just three yards shy of a 1,000-yard season as his 997-yard tally ranked 13th

## RIDGLEY CAREER CAPSULE

Season	COACHING BACKGROUND	
	School/Team	Position
2008-09	Univ. of Pittsburgh	Academic Grad. Assistant
2010-11	Central Michigan Univ.	Def. Grad. Assistant
2012-13	Chargers	Coaching Administration Assistant
2014-15	Chargers	Special Assistant to HC/Offense
2016	Chargers	Quality Control/Offense
2017	Chargers	Offensive Assistant
2018-19	Chargers	Assistant Offensive Line
2020-Present	Chargers	Running Backs

in the NFL. Showing good hands out of the backfield, Gordon tacked on an additional 419 yards receiving to finish the season with 1,416 yards from scrimmage, good for 10th in the entire league.

A native of Pittsburgh, Pa., Ridgley earned a degree in economics from the University of Pittsburgh while working as a student manager for the Panthers' football team. Ridgley began his career as an academic graduate assistant at the University of Pittsburgh before accepting a position as the defensive graduate assistant at Central Michigan University.

Ridgley and wife, Casey, married in 2015.



# ALFREDO ROBERTS

## TIGHT ENDS

23RD NFL SEASON

4TH SEASON WITH CHARGERS

Former NFL tight end Alfredo Roberts is in his fourth season with the Chargers. Serving as tight ends coach this year, he tutored running backs for Los Angeles the past three seasons. A two-time Super Bowl Champion and two-time National Champion, Roberts coached two players to Pro Bowl selections and tight end Dwayne Allen to All-Rookie honors in 2012.

As running backs coach for the Bolts, Roberts instructed running back Austin Ekeler in 2019 to record one of the most prolific receiving seasons by a running back in team history, catching 92 passes for 993 yards and eight touchdowns – ranking second, second and first in team annals by a running back, respectively. Ekeler posted the NFL's 35th 100-yard rushing / 100-yard receiving game in the Chargers' victory at Jacksonville in 2019 on just 12 offensive touches – the fewest in a 100/100 performance in NFL history. Roberts coached fullback Derek Watt to earn recognition as a second alternate for the Pro Bowl.

Roberts coached Melvin Gordon III in 2018 to his second Pro Bowl as he posted 1,375 scrimmage yards for his third-straight campaign with at least 1,300 yards from scrimmage while Watt was a third alternate for the Pro Bowl.

In his first season as a running backs coach in 2017, Roberts coached Gordon to become the first Chargers rusher since 2013 to amass over 1,000 yards when he totaled 1,105 yards on the ground. Gordon ranked fourth in the NFL in scoring among non-kickers (72 points). His 1,581 yards from scrimmage were the fifth-most in the league and the most by a Chargers rusher since 2007.

Roberts came to the Chargers after serving as an offensive assistant at Carmel (Ind.) High School, where he helped assist instruction of several offensive positions. In his lone season advising the team, the Greyhounds finished the season on a six-game winning streak to win the 6A State Championship.

As tight ends coach in Indianapolis for four seasons (2012-15), he tutored Dwayne Allen and Coby Fleener to become the first pair of tight ends in NFL history to each have eight-plus touchdown catches in a single season, doing so in 2014. In his Colts tenure, Roberts tutored Allen, Fleener and Jack Doyle.

## ROBERTS CAREER CAPSULE

PLAYING BACKGROUND		
Season	School/Team	Position
1983-87	University of Miami	Tight End
1988-90	Chiefs	Tight End
1991-93	Cowboys	Tight End
COACHING BACKGROUND		
Season	School/Team	Position
1998-99	Florida Atlantic University	Recruiter
2000-01	Florida Atlantic University	Tight Ends
2002	Florida Atlantic University	Wide Receivers
2003-06	Jaguars	Tight Ends
2007-08	Browns	Tight Ends
2009-11	Buccaneers	Tight Ends
2012-15	Colts	Tight Ends
2016	Carmel High School	Offensive Assistant
2017-19	Chargers	Running Backs
2020-Present	Chargers	Tight Ends

In 2012, Colts tight ends combined to total 74 receptions for 825 yards and five touchdowns. Allen started all 16 games in his first season and led NFL rookie tight ends with 45 receptions for 521 yards, earning All-Rookie recognition in the process. His reception total also set a new franchise record for a Colts rookie tight end. Fleener competed in 12 games (10 starts) and compiled 26 receptions for 281 yards and two touchdowns. His reception and receiving totals were the fifth-most by a Colts rookie tight end in history.

A native of Fort Lauderdale, Fla., Roberts graduated from the University of Miami, where he was a member of two national championship teams as a tight end. The first came under Howard Schnellenberger in 1983, which also was the school's first national championship, and the second came in 1987 under Jimmy Johnson. Roberts played on five bowl teams for the Hurricanes, including two Orange Bowls, two Fiesta Bowls and one Sugar Bowl.

Roberts was an eighth-round pick by the Kansas City Chiefs in the 1988 NFL Draft. He spent three seasons with the team before joining the Dallas Cowboys in 1991. Roberts was part of two Super Bowl championship teams in Dallas under the guidance of Johnson in 1992 and '93. Roberts played in every game for five consecutive seasons until his career ended in 1994 following foot and knee injuries. He finished his career with 50 catches for 476 yards and two touchdowns in 82 career games, playoffs included.

COMMUNITY	<p>Roberts began his coaching career in 1998 as a member of the inaugural coaching staff at Florida Atlantic University. He spent the first two years recruiting to establish the inaugural season in 2000 when he started coaching the tight ends. Roberts coached tight ends for two seasons (2000-01) before coaching the wide receivers for his last season with the Owls.</p>	<p>In Roberts' first season with the Browns, tight end Kellen Winslow II had his first Pro Bowl season after catching 82 passes for a career-high 1,106 yards and five touchdowns. Winslow followed Roberts to Tampa Bay, and in three seasons together there, Winslow caught 218 passes for 2,377 yards and 12 touchdowns. During their first season in Tampa Bay (2009), Winslow's 77 catches and 884 yards set the franchise's single-season marks for a tight end.</p>
ROBERTS	<p>In 2003, Roberts accepted his first NFL coaching position as the tight ends coach for the Jacksonville Jaguars (2003-06), coaching tight end Mercedes Lewis as a rookie. It was followed by similar posts with the Cleveland Browns (2007-08) and Tampa Bay Buccaneers (2009-11).</p>	<p>Roberts and his wife, Angel, have twin sons, Avery and Austin, and one daughter, Alyssa. Alyssa is a sophomore at Long Beach State and Avery is a graduate of Florida Atlantic University. Austin spent a season with the chargers after graduating from UCLA as a three-year letter winner.</p>
VETERANS		
DRAFT PICKS & FREE AGENTS		
2019 IN REVIEW		
RECORDS & HISTORY		
GENERAL INFORMATION		



# SETH RYAN

**QUALITY CONTROL/OFFENSE**

**4TH NFL SEASON**

**4TH SEASON WITH CHARGERS**

Seth Ryan enters his second season as quality control/offense, mainly working with wide receivers coach Phil McGeoghan. He spent the two seasons prior as a coaching intern, spending most of his time also working with the wide receivers.

Last season, Ryan assisted the receivers group to register two 1,000-yard receivers (Keenan Allen and Mike Williams) while Keenan Allen set a single-season team record with 104 catches en route to his third-straight Pro Bowl nod.

Ryan played wide receiver at Clemson, where he was a member of the 2016 national championship team. Clemson won two ACC titles, the Orange Bowl and the Fiesta Bowl over his time with the Tigers.

Ryan is the son of former Jets and Bills head coach Rex Ryan. Ryan recently married Meg Moran and the couple resides in Newport Beach, Calif.

## RYAN CAREER CAPSULE

PLAYING BACKGROUND		
Season	School/Team	Position
2013-16	Clemson University . . . . .	Wide Receiver
COACHING BACKGROUND		
Season	School/Team	Position
2017-18	Los Angeles Chargers . . . . .	Coaching Intern
2019-Present	Los Angeles Chargers	Quality Control/Offense



# RIP SCHERER

SENIOR COACHING ASSISTANT

9TH NFL SEASON

3RD SEASON WITH CHARGERS

Veteran coach and former collegiate head coach Rip Scherer enters his third season with the Chargers and his first as a senior coaching assistant after guiding the tight ends for the past two years. In 2019, he coached Hunter Henry to set single-season career highs in receptions (55) and receiving yards (652) while registering the first 100-yard performance of his career.

Scherer returned to the NFL after stints at Colorado and UCLA. Scherer returned to the field in 2016 as senior associate head coach in charge of UCLA's tight ends. He had been working in the UCLA athletic administration since June of 2013, with oversight of the football program as one of his primary duties.

Scherer went to UCLA in the summer of 2013 after serving two seasons as the assistant head coach and quarterbacks coach at the University of Colorado. In all, he has been coaching 40 years with 37 years of full-time coaching experience (29 in college and eight in the pros).

Scherer worked the 2009-10 seasons for the Carolina Panthers, where he was the quarterbacks coach after spending the previous four campaigns (2005-08) with the Cleveland Browns. Prior to that, he had logged time at 11 different schools, from coast-to-coast, in just over three decades in the collegiate ranks.

At Carolina under head coach John Fox, Scherer was integral in the development of quarterback Matt Moore, who led the Panthers to a 4-1 record while starting the last five games of the 2009 season and registering a 104.9 quarterback rating after veteran Jake Delhomme sustained an injury. With injuries taking their toll on the 2010 stable of quarterbacks, Scherer and the Panthers used four different quarterbacks under center throughout the season.

In Cleveland, he served as the quarterbacks coach under head coach Romeo Crennel all four seasons from 2005-08, the final two adding assistant head coaching duties to his responsibilities. In his time there, he helped develop Derek Anderson, who was selected to the 2007 Pro Bowl after throwing for 3,787 yards and 29 touchdowns as the Browns boasted the No. 8 offense in the NFL in terms of scoring and passing yards-per-game.

## SCHERER CAREER CAPSULE

PLAYING BACKGROUND		
Season	School/Team	Position
1971-73	College of William & Mary	Quarterback
COACHING BACKGROUND		
Season	School/Team	Position
1974-75	Penn State University	Graduate Assistant
1976	North Carolina State Univ.	Quarterbacks
1977-78	University of Hawai'i	Running Backs
1979	University of Virginia	Quarterbacks
1980	Georgia Tech	Quarterbacks
1981	Georgia Tech	Offensive Coord./Quarterbacks
1982-84	Georgia Tech	Assist. HC/Run Game Coord./RBs
1985	Georgia Tech	Assistant Athletic Director
1986	Georgia Tech	Offensive Coord./Quarterbacks
1987	University of Alabama	Offensive Coordinator
1988	Univ. of Arizona	Assistant AD for Football
1989-90	Univ. of Arizona	Off. Coord./Quarterbacks
1991-94	James Madison University	Head Coach
1995-2000	University of Memphis	Head Coach
2001	Univ. of Kansas	Off. Coord./Quarterbacks
2003-04	Univ. of Southern Mississippi	Off. Coord./QB
2005-06	Browns	Quarterbacks
2007-08	Browns	Assistant Head Coach/Quarterbacks
2009-10	Panthers	Passing Game Coord./Quarterbacks
2011-12	Univ. of Colorado	Assistant HC/Quarterbacks
2013-15	UCLA	Associate Athletic Director for Football
2016-17	UCLA	Senior Associate HC/Tight Ends
2018-19	Chargers	Tight Ends
2020-Present	Chargers	Senior Coaching Assistant

He entered the professional ranks after he had coaching stints in the ACC, Big Ten, Big 12, Pac-10 and SEC, including two stops as a collegiate head coach at James Madison and Memphis. Prior to joining the Browns, he was an assistant coach at Southern Mississippi (under head coach Jeff Bower) in 2003-04 where he was the offensive coordinator and quarterbacks coach. He held the same title at Kansas (under head coach Terry Allen) for the 2001 season.

He went to Kansas from Memphis, where he served as head coach from 1995-2000. He coached the Tigers to the school's first-ever win over Tennessee, 21-17, with the Volunteers ranked No. 6 at the time in 1996 and quarterbacked by Peyton Manning, a victory that was tabbed the "Upset of the Year" in college football by several news organizations (Memphis had been 0-15 against the Vols in its history). Prior to coaching at Memphis, he was the head coach at James Madison University in Harrisonburg, Va., from 1991-94, during a time when the Dukes set or tied over 140 school records. He helped them to a 10-3 record in 1994 and 29-19 record over his four seasons at the helm.



Scherer was also the offensive coordinator at Arizona (Dick Tomey), Alabama (Bill Curry) and Georgia Tech (Bill Curry). He was in Tucson from 1988-90, the first season as the director of football operations and then the offensive coordinator the final two years. Prior to that, he was the offensive coordinator at Alabama in 1987 and Georgia Tech in 1986, where he was on staff from 1980-86, first as the quarterbacks coach and passing game coordinator in 1980-81 and running backs coach and run game coordinator from 1982-84. He was also an assistant athletic director at Georgia Tech in 1985 before returning to the field the next season.

He started his coaching career at Penn State under coach Joe Paterno as a graduate assistant in 1974-75 and then moved to North Carolina State (Bo Rein), where he was the quarterbacks coach in 1976 before

moving on to Hawai'i as the running backs coach in 1977-78 (Dick Tomey). He coached the quarterbacks at Virginia in 1979 (Dick Bestwick) before going to Georgia Tech. Scherer earned his bachelor's degree in physical education from William & Mary in 1974, where he lettered three times at QB under coach Lou Holtz from 1971-73.

Scherer was born August 3, 1952, in Pittsburgh, Pa., and graduated from Toms River (N.J.) South High School, where he lettered in football. He is married to the former Michele Ragone, and the couple has three children, Scott (who played quarterback under his dad at Memphis), Melanie and Ryan (who played wide receiver at Penn State). His father, Rip Sr., was a long-time high school football coach in Pittsburgh.



# DAN SHAMASH

**ASSISTANT TIGHT ENDS**

12TH NFL SEASON

4TH SEASON WITH CHARGERS

Dan Shamash begins his fourth season with the Chargers and his 12th season in the NFL. He will serve as assistant tight ends coach in 2020 after working as an offensive assistant last year.

He will continue to primarily work with the tight ends, a position group that he has assisted with for the past two seasons. Shamash helped coach tight end Hunter Henry to return from an injury that kept him out of the entire 2018 regular season to set single-season career highs in receptions and receiving yards despite missing four games.

In 2017, Shamash assisted with the team's receivers on the field and in the classroom, helping in the league's No. 1 passing attack and the No. 4 overall offensive unit. In 2017, wide receiver Keenan Allen tallied career highs with 102 receptions for 1,393 yards and added six touchdowns. He set a then-franchise single-season record for receptions and his receiving yardage output ranked second in team history. Allen ranked fourth in the NFL in receptions and third in receiving yards. He finished 10th in the NFL with 1,402 yards from scrimmage.

Shamash came to the Chargers after spending three seasons (2014-16) as the defensive quality control coach with the Jacksonville Jaguars, working with a unit that jumped to sixth in the NFL in total defense (321.7 yds/game). From 2012-13, Shamash served in the role of quality control to the head coach in Tampa Bay, where he assisted then-head coach Greg Schiano in football aspects ranging from situational football and game management to daily practice, squad meetings and research projects.

Prior to joining Tampa Bay, Shamash spent two seasons (2009-2010) with the Cleveland Browns working as an offensive assistant coach, where he was an assistant to the offensive line (2009) and assisted with the tight ends in 2010. The Browns ranked third in the NFL in offensive penalties in both seasons. Shamash worked directly with offensive coordinator Brian Daboll in preparation for daily practice scripting, scheduling and game planning, while assisting rookie and practice squad players within the offense. On top of his offensive responsibilities, Shamash worked with head coach Eric Mangini on studying situational football.

## SHAMASH CAREER CAPSULE

PLAYING BACKGROUND		
Season	School/Team	Position
2004-07	Carnegie Mellon Univ.	Inside Linebacker
COACHING BACKGROUND		
Season	School/Team	Position
2008	Columbia University	Defensive Assistant
2008	Jets	Coaching Assistant
2009-10	Browns	Offensive Assistant
2012-13	Buccaneers	Quality Control to Head Coach
2014-16	Jaguars	Quality Control/Defense
2017-18	Chargers	Quality Control/Offense
2019	Chargers	Offensive Assistant
2020-Present	Chargers	Assistant Tight Ends

In 2009, Shamash was part of a Browns team that won four consecutive games and an offense that recorded three straight 100-yard rushing games to finish the 2009 season, including 351 yards at Kansas City in a Week 16 victory. First-round selection (26th overall) center Alex Mack was named to the All-Rookie Team while left tackle Joe Thomas was named to the All-Pro Team. In 2010, Shamash worked with tight end Ben Watson, who led the AFC in receptions by tight ends with 68 catches (fifth in the NFL), and Evan Moore, a practice squad player in 2009 who had a breakout season (20.1 yards-per-catch).

Shamash began his NFL career as an intern in the special events and game operations department with the New York Jets in 2008 at the same time he was working as a defensive assistant at Columbia University. A native of New York, N.Y., Shamash earned his undergraduate degree from Carnegie Mellon University in 2008. He played four years for the Tartans at inside linebacker, helping CMU to an 11-1 record in 2006 – the winningest season in school history. Shamash and his wife, Cassie, have one daughter, Liana.



# GIFF SMITH

## DEFENSIVE LINE

10TH NFL SEASON

4TH SEASON WITH CHARGERS

Long-time defensive line coach Giff Smith heads into his fifth season coaching the position for the Chargers. Smith coached four players (Joey Bosa, Jurrell Casey, Melvin Ingram III and Kyle Williams) to a total of eight Pro Bowl selections and defensive tackle Kyle Williams to second-team All-Pro honors in 2010 from *The Associated Press*.

In season four with the team, Smith's instruction helped defensive ends Joey Bosa and Melvin Ingram III move higher on the team's all-time sacks list – Bosa finishing the season ranked eighth with 40 career sacks and Ingram finishing ranked No. 4 with 49 sacks. Bosa posted his third double-digit sack campaign with 11.5 and was named to his second Pro Bowl while Ingram went to his third, all five of which were under the tutelage of Smith. In addition to the all-star nod, Bosa earned All-Pro recognition from *Sporting News* and All-AFC from the *Professional Football Writers of America*.

Smith coached the line in 2018 to post 27.5 of the team's 38 sacks, including five defensive linemen to post multiple takedowns. In the Week 5 victory against Oakland, Ingram became just the second player in NFL history to have a sack, an interception and a rushing attempt in a single game, joining Jets linebacker Mo Lewis, who did so in 2000. Smith coached a defensive line in 2018 that had eight players post a sack.

In 2017, the duo of Bosa and Ingram became one of the fiercest tandems in the NFL, combining for 23 sacks and leading the league in pressures en route to their first Pro Bowl selections. Bosa set a career-high with 12.5 sacks to rank seventh in the league while Ingram equaled a career-best with 10.5 sacks. Bosa set an NFL record with 19 sacks in his first 20 career games. The defensive line recorded 36 of the 43 sacks on the season for the Chargers. The 43 sacks were tied for fifth in the NFL and were the most by the team since 2010. The line helped disrupt opposing quarterbacks to rank third in the league in fewest passing yards allowed and buckled down in the red zone to pace the NFL in red zone defense.

## SMITH CAREER CAPSULE

PLAYING BACKGROUND		
Season	School/Team	Position
1987-90	Georgia Southern University...	Defensive End
COACHING BACKGROUND		
Season	School/Team	Position
1991-93	University of Arkansas	Graduate Assistant
1994-95	University of Georgia	Graduate Assistant
1996	Georgia Southern University...	Wide Receivers
1997-98	Georgia Southern University...	Secondary
1999	Tulane University	Defensive Line
2000	Tulane Univ.	Def. Line/Recruiting Coord.
2001-03	Tulane Univ. Assoc. HC/Def. Line/Recruiting Coord.	
2004-05	Georgia Tech	Defensive Line
2006-09	Georgia Tech	Def. Line/Recruiting Coord.
2010-12	Bills	Defensive Line
2014-15	Titans	Defensive Line
2016-Present	Chargers	Defensive Line

The Chargers' defensive line performed beyond admirably in Smith's first season in 2016. As a unit, the Bolts boasted the NFL's 10th-ranked rush defense. The Chargers held nine of their 16 opponents to less than 100 yards on the ground and recorded the NFL's second-highest percentage of tackles for loss. Bosa captured NFL Defensive Rookie of the Year honors after leading the Chargers and all NFL rookies with 10.5 sacks. Despite playing in just 12 games, Bosa also led the Chargers in tackles for loss and quarterback pressures. As a unit, the Chargers defensive line accounted for nearly half (16) of the team's 35 sacks on the season.

A native of Mableton, Ga., Smith was a three-time All-America defensive end at Georgia Southern. He was a team captain as a senior and a part of three NCAA I-AA national title teams (1986, '89-90) for the Eagles.

COMMUNITY	<div>G. SMITH</div>	
VETERANS	<div>Smith launched his coaching career as a graduate assistant at Arkansas (1991-93) and Georgia (1994-95) before spending three seasons (1996-98) coaching wide receivers and the secondary at Georgia Southern. He went on to coach the defensive line for five seasons (1999-03) at Tulane before taking over as the defensive line coach at Georgia Tech in 2004. In 2007, the Yellow Jackets led the nation in sacks (47) and ranked second in tackles for loss. One of Smith's top players was defensive tackle Joe Anoa'i, a first-team All-Atlantic Coast Conference pick in 2006, who is now known as Roman Reigns and won World Wrestling Entertainment's (WWE) heavyweight championship in April 2016. Three additional linemen who played for Smith at Georgia Tech went on to play in the NFL – Michael Johnson, Vance Walker and Derrick Morgan.</div>	<div>Prior to joining the Chargers, Smith spent two years (2014-15) coaching the defensive line in Tennessee. In 2014, Smith helped the Titans implement a 3-4 scheme, and defensive tackle Jurrell Casey posted a career-high 13 tackles for loss. In 2015, the Titans racked up 39 sacks, tied for 12th in the league. The defensive line accounted for 13.5 of those sacks, including a team-high-tying seven by Casey, who was selected to his first-career Pro Bowl following the season.</div>
DRAFT PICKS & FREE AGENTS	<div>Smith moved to the NFL in 2010, taking over as the defensive line coach for the Buffalo Bills. He spent three seasons in Buffalo (2010-12), during which time defensive tackle Kyle Williams was selected to the first two Pro Bowls of his career and defensive end Mario Williams had a 10.5-sack season.</div>	<div>Smith and his wife, Jennifer, have two children, Ava and Sam. In 2000, Smith was inducted into the Georgia Southern Athletic Hall of Fame.</div>
2019 IN REVIEW		
RECORDS & HISTORY		
GENERAL INFORMATION		



# RICHARD SMITH

## LINEBACKERS

32ND NFL SEASON

4TH SEASON WITH CHARGERS

A former defensive coordinator for the 2016 NFC Champion Atlanta Falcons, Richard Smith departed the Peachtree State after Super Bowl LI, returning to his native Los Angeles to join the Chargers as linebackers coach in 2017. Smith is one of the Chargers' most-experienced coaches with over 30 years of NFL coaching under his belt.

In 2019, Smith was reunited with linebacker Thomas Davis Sr., who he coached with Carolina for two seasons. Under Smith's tutelage, Davis led the team with 112 tackles while fourth-round rookie Drue Tranquill finished second on the squad with 75 tackles. The year prior, Smith coached 2018 fourth-round pick Kyzir White to be an opening day starter, recording an interception before being lost to a knee injury. The linebacker group was instrumental to the defense's improvement against the run in 2018, as opponents averaged nearly 30 fewer rushing yards-per-game than the season before.

In his first season with the Chargers, Smith oversaw a position group that saw six different players make starts. Three linebackers intercepted passes on the season, including a 59-yard pick-six by Corey Toomer in a Week 11 win vs. Buffalo. Smith helped acclimate players to the scheme of defensive coordinator Gus Bradley due to his keen insight into the defense working under Bradley's protégé, Dan Quinn, for the previous two years.

Smith spent two seasons with the Falcons (2015-16). In his first year, Atlanta's defense improved from 32nd to 16th in total defense and, in his second season, his unit helped carry the Falcons to a date with New England in Super Bowl LI. One player who excelled under Smith was outside linebacker Vic Beasley, who racked up 19.5 sacks from 2015-16, including a league-leading 15.5 in 2016.

Smith is a former offensive lineman who played at Rio Hondo Junior College in California from 1975-76 before transferring to Fresno State (1977), where he helped the Bulldogs to the Pacific Coast Athletic Association title. Following his playing career, Smith transitioned into coaching, returning to Rio Hondo to coach the offensive line for two seasons (1979-80). That led to stints at Cal State-Fullerton (1981-83), California (1984-86), and Arizona (1987) before he landed his first NFL job with the Houston Oilers in 1988.

## SMITH CAREER CAPSULE

PLAYING BACKGROUND		
Season	School/Team	Position
1975-76	Rio Hondo Junior College	Offensive Lineman
1977	Fresno State	Offensive Lineman
COACHING BACKGROUND		
Season	School/Team	Position
1979-80	Rio Hondo Junior College	Offensive Line
1981-83	California State – Fullerton	Defensive Line
1984-86	Univ. of California	Special Teams/Linebackers
1987	Univ. of Arizona	Special Teams/Linebackers
1988-92	Oilers	Special Teams/TEs/LBs/Offensive Line
1993-94	Broncos	Special Teams/Linebackers
1995-96	Broncos	Special Teams
1997-2002	49ers	Linebackers
2003-04	Lions	Assistant Head Coach/Linebackers
2005	Dolphins	Defensive Coordinator
2006-08	Texans	Defensive Coordinator
2009-10	Panthers	Linebackers
2011-14	Broncos	Linebackers
2015-16	Falcons	Defensive Coordinator
2017-Present	Chargers	Linebackers

Smith coached in Houston from 1988-92, handling special teams, while also assisting with the tight ends, linebackers, and offensive line. During his time with the Oilers, Smith worked closely with Pro Football Hall of Fame offensive lineman Bruce Matthews. From 1993-96, Smith coached special teams and linebackers for two seasons for the Denver Broncos. One of the players he coached on special teams was Anthony Lynn.

From 1997-02, Smith served as the linebackers coach in San Francisco. During his six seasons in the Bay Area, four 49ers linebackers earned Pro Bowl acclaim – Ken Norton, Jr., Lee Woodall, Winfred Tubbs and Julian Peterson. Smith spent the 2003-04 seasons as the assistant head coach and linebackers coach in Detroit.

In 2005, Smith landed his first post as a defensive coordinator with the Miami Dolphins. That year, Miami finished the season ranked second in the NFL with 49 sacks. That led to a three-year stint as the defensive coordinator for the Houston Texans (2006-08). Smith's defense in Houston produced two Pro Bowl and two second-team Associated Press All-Pro performers in outside linebacker DeMeco Ryans and defensive end Mario Williams.

COMMUNITY	<p>Smith left Houston in 2009 and spent the next six seasons coaching linebackers, including two in Carolina (2009-10) and four in Denver (2011-14). During his time in Carolina, the Panthers had one of the NFL's top overall defenses and they collected the third-most takeaways in the NFL. Linebacker Jon Beason also earned Pro Bowl honors in 2009.</p>
R. SMITH	<p>In Denver, Smith coached on four straight playoff teams, including a 2013 squad that won the AFC title and faced Seattle in Super Bowl XLVIII. Cumulatively during his four seasons in Denver, the Broncos ranked third in the league in rushing defense, fourth in third down defense and seventh in total defense.</p> <p>Smith helped develop linebacker Von Miller, who has become one of the NFL's most dominant defenders. In 2011, Miller was named NFL Defensive Rookie of the Year and selected as a Pro Bowl starter after tying Denver's franchise rookie record with 11.5 sacks. In 2012, Miller set a team record with 18.5 sacks en route to being named first-team All-Pro and runner-up for NFL Defensive Player of the Year. In 2014, Miller was selected to the third Pro Bowl of his career after leading the Broncos and ranking sixth in the NFL with 14 sacks.</p> <p>Smith has four children – Morgan, Aimee, Whitney and Travis – and is married to wife, Renee.</p>
VETERANS	
DRAFT PICKS & FREE AGENTS	
2019 IN REVIEW	
RECORDS & HISTORY	
GENERAL INFORMATION	





# JOHN LOTT

## HEAD STRENGTH & CONDITIONING

22ND NFL SEASON

4TH SEASON WITH CHARGERS

John Lott enters his fourth season as the head strength and conditioning coach for the Los Angeles Chargers. Lott returned to the NFL after serving as the strength and speed development coordinator for the Arizona Cardinals.

Prior to joining the Cardinals, Lott previously was the strength and conditioning coach with the Cleveland Browns (2005-06) and came into the NFL with the New York Jets (1997-2004) under Hall of Fame head coach Bill Parcells.

A native of Denton, Texas, Lott has earned a reputation as one of the NFL's most demanding strength and conditioning coaches, consistently challenging the players with off-the-field preparation both during the season and off-season. Lott ran the bench press station at the NFL Scouting Combine from 1998-2004 and was recognized in February of 2009 at the combine as the Cybex Professional Strength and Conditioning Coach of the Year by the Professional Football Strength and Conditioning Coaches Society. He also was honored as the 2001 Powermag All-NFL Team Top Strength Coach by Power Magazine.

During his first season in Arizona, Lott was responsible for overseeing the redesign of the team's weight room. The weight room was completely made over during a six-week span at the cost of several hundred thousand dollars to update equipment and the overall look.

Lott's programs stress Olympic movements, as well as strength and speed development, and he has also devised strict individual in-season programs to help the players increase their overall stamina and endurance.

He played for the Pittsburgh Steelers in 1987 under Hall of Fame head coach Chuck Noll and went to training camp with the New York Jets in 1988. Lott was a standout offensive lineman at North Texas where he earned four varsity letters and was named All-Conference twice and All-America his senior year. He was twice voted "Most Dedicated" and was a three-time team captain by his teammates. He graduated as the strongest man in school history.

After his football career, Lott was the first full-time head strength and conditioning coach at his alma mater, University of North Texas. Lott then was named the first full-time head strength and conditioning coach at the University of Houston. On top of putting together programs for every collegiate team on campus, Lott worked with the Santa Monica Track Club that featured some of the top names in track and field, including Carl Lewis and Leroy Burrell. He worked with the track club through the Barcelona and Atlanta Olympics, a stretch that showcased six world records, two 100-meter world records and four 4x100-meter relay world records. In addition

## LOTT CAREER CAPSULE

PLAYING BACKGROUND		
Season	School/Team	Position
1983-86	University of North Texas	Center/Guard
1987	Steelers	Center/Guard
COACHING BACKGROUND		
Season	School/Team	Position
1988	Univ. of Texas	Assist. Strength & Conditioning
1989-90	Univ. of North Texas	Head Strength & Conditioning
1991-96	Univ. of Houston	Head Strength & Conditioning
1997-2004	Jets	Strength & Conditioning
2005-06	Browns	Strength & Conditioning
2007-14	Cardinals	Strength & Speed Development
2017-Present	Chargers	Head Strength & Conditioning

to his duties with the Santa Monica Track Club, Lott worked with the Indonesian and Japanese national track programs. He also individually trained Frank Rutherford of the Bahamas. Rutherford became the first Bahamian track athlete to earn a medal in the Olympic games, winning bronze in the triple jump at Barcelona in 1992.

Lott earned his bachelor's degree in Corporate Fitness in 1988 with minors in Biology and Kinesiology, and later earned his master's in Physical Education from Crescent City Christian College in 1990. He served as assistant strength and conditioning coach at the University of Texas in 1988. He also appeared in a minor role in the film Necessary Roughness, which was shot on the North Texas campus.

Outside of the weight room, Lott has made a huge impact across the globe. For seven years he hosted the Get Your Mind Right with Coach John Lott Football Camps. All the proceeds went to the African Bible College in Malawi, Africa. Through the camps, a football stadium, weight room and basketball arena were built. The proceeds also provided over 2,500 nets to help prevent the spread of Malaria, 30,000 pairs of shoes, and two safe houses for young women were built. Also, three water wells and a farm were constructed and donated to the Chapampa Tribe.

He also started the Texas Health Resources John Lott Invitational Celebrity Golf Tournament. The inaugural year of the tournament was cancelled this year due to the COVID-19 pandemic. It will be held at the Denton Country Club in Denton, Texas. Proceeds from the event over future years will benefit research on heart disease, which claimed the lives of Lott's mother, father and eldest sister.

Lott and his wife, Kim, have a son, Jasper Ryan, and a daughter, Kaitlyn Grace.



# JONATHAN BROOKS

**ASSISTANT STRENGTH**

4TH NFL SEASON

4TH SEASON WITH CHARGERS

Jonathan Brooks is in his fourth season as the Chargers' assistant strength coach under the guidance of Head Strength & Conditioning Coach John Lott.

Brooks was previously a Performance Manager at EXOS in Frisco, Texas. EXOS is a training organization that specializes in sports performance for professional and amateur athletes. During his leadership role, he led a performance team that consisted of strength coaches, physical therapists, dietitians and consultants.

Working alongside the physical therapists, Brooks prepared injured athletes to return to competition through unique and tailored training regimens. He tested and administered body compositions, movement screens, strength/power index and sport relevant testing.


A former wide receiver at the University of New Mexico, Brooks lettered each year of his Lobos career. He earned his bachelor's degree in Exercise Science from UNM, graduating in 2009.

## BROOKS CAREER CAPSULE

PLAYING BACKGROUND		
Season	School/Team	Position
2004-2008	University of New Mexico	Wide Receiver
COACHING BACKGROUND		
Season	School/Team	Position
2017-Present	Chargers	Assistant Strength

Brooks is an NSCA - Certified Strength & Conditioning Specialist - CSCS, and also earned the following certifications throughout his professional career: FMS, XPS, ALTIS, PRI, FRC.

He and his wife, Kylie, have two sons named Braxton and Landon.



# TYLER JUDKINS

## ASSISTANT STRENGTH

3RD NFL SEASON

3RD SEASON WITH CHARGERS

Tyler Judkins enters his third season with the Chargers and his second as an assistant strength coach. Judkins served as the strength and conditioning intern for the 2018 season.

Judkins came to the NFL after six seasons on the UCLA Strength and Conditioning staff. He was promoted to assistant strength and conditioning coach, under the direction of former head football strength and conditioning coordinator, Sal Alosi, in August 2014.

Judkins earned his master's degree in Performance Enhancement and Injury Prevention while serving as a graduate assistant in the Bruin program from 2013-14. He began his time at UCLA as an intern with the Bruin Strength staff in 2012.

Judkins earned his bachelor's degree in Exercise Science from Augsburg College, in Minnesota, in 2010. He was a four-year letter-winner as a defensive back on the football team at Augsburg.

### JUDKINS CAREER CAPSULE

PLAYING BACKGROUND		
Season	School/Team	Position
2006-09	Augsburg College	Defensive Back
COACHING BACKGROUND		
Season	School/Team	Position
2012	UCLA	Strength & Conditioning Intern
2013-14	UCLA	Strength & Conditioning Grad. Assist.
2015-17	UCLA	Assistant Strength
2018	Chargers	Strength & Conditioning Intern
2019-Present	Chargers	Assistant Strength

Judkins is an NSCA - Certified Strength & Conditioning Specialist - CSCS, and also earned the following certifications throughout his professional career: USAW Level 1 Olympic Weightlifting, Functional Movements System Level 1 FMS, Functional Range Conditioning FRC Mobility Specialist, Precision Nutrition Level 1 and Heartsaver First Aid, CPR, AED.

In July of 2016, he married Katie Sheets and the couple welcomed their first child, Carter, in October of 2018.

## PLAYER PERSONNEL



## JOJO WOODEN

**DIRECTOR OF  
PLAYER PERSONNEL**  
24th NFL SEASON  
8th SEASON WITH  
CHARGERS

Wooden joined the Chargers in 2013 and oversees the team's pro and college scouting departments.

Prior to Los Angeles, he spent 16 seasons with the New York Jets (1997-12), including the last six as their assistant director, player personnel. He originally joined the Jets in 1997 and served as a pro personnel assistant (1997-98), pro scout

(1999-00), senior pro scout/AFC (2001-02), assistant director of pro scouting (2003) and director of pro scouting (2004-06).

A native of Hartford, Conn., Wooden started two seasons at outside linebacker at Syracuse. The Orangemen went to five bowl games during his time with the team and posted back-to-back 10-2 seasons during his junior and senior seasons, finishing both years ranked nationally in the Top-10. After graduating with a degree in sociology, he went to training camp with the Arizona Cardinals in 1993.

Wooden and wife, Sarah, have two daughters.

Wooden's older brother, Terry, played nine seasons in the NFL as a linebacker, including one each with Oakland and Kansas City, and seven with Seattle. He currently works as a college scout for the New Orleans Saints.



## LOUIS CLARK

**SENIOR DIRECTOR OF  
PRO PERSONNEL**  
24th NFL SEASON  
5th SEASON WITH  
CHARGERS

In May 2016, the Chargers hired Louis Clark as senior director of pro personnel. He most recently held the same position for the Philadelphia Eagles.

Clark originally joined the Eagles in 2013 as a pro scout after previously holding the position of director of pro personnel with the Jacksonville Jaguars. He spent 16 seasons in the Jaguars' player personnel department as a college

scout, assistant director of pro personnel and director of pro personnel.

Prior to beginning his scouting career, Clark served as the running backs and special teams coach of the Amsterdam Admirals of NFL Europe in 1996. He also coached with the St. Louis Rams in 1996, assisting the wide receivers during training camp.

A native of Tupelo, Miss., Clark graduated from Mississippi State with a degree in educational psychology. He played wide receiver in Starkville from 1983-86 and was selected by the Seattle Seahawks in the 10th round of the 1987 NFL Draft. Clark played seven seasons in the NFL, including six with the Seahawks and one with the Green Bay Packers, before retiring after the 1993 season.

Clark's brother, Dave, played 13 seasons in Major League Baseball and is currently the third base coach of the Detroit Tigers.



## DENNIS ABRAHAM

**DIRECTOR OF  
PRO SCOUTING**  
25th NFL SEASON  
20th SEASON WITH  
CHARGERS

Dennis Abraham coordinates the procurement of players during free agency, while also scouting and evaluating players in the NFL and Canadian Football League. During the season,

in addition to his role in player personnel, Abraham handles advance scouting of upcoming Chargers opponents.

Abraham spent five years in the personnel department for the Buffalo Bills, helping prepare the defensive game analysis for the coaches. He also served as the Bills' training camp coordinator from 1998-00.

Born in Buffalo, N.Y., Abraham attended Akron Central (N.Y.) High School, competing in football, basketball and baseball. He then played center and tackle at Baldwin-Wallace College in Berea, Ohio, graduating in 1993 with a degree in sports management. In 2012, Abraham was inducted onto the Wall of Fame at Akron Central.

Abraham and wife, Amy, have two sons, D.J. and Dustyn.



## KEVIN KELLY


**DIRECTOR OF  
COLLEGE SCOUTING**  
20th NFL SEASON  
8th SEASON WITH  
CHARGERS

Kelly joined the Chargers in 2013 from the New York Jets, where he spent the 2012 season as a personnel scout. He spent three seasons (2009-11) as an area scout with the Indianapolis Colts and eight seasons as an area scout with the Cleveland Browns (2001-08).

Kelly began his collegiate career as a linebacker at the University of Miami in 1983 when the Hurricanes won the national championship. In 1984, he transferred to Indiana where he played until 1987, captaining the Hoosiers' 1987 Peach Bowl team. Kelly earned a bachelor's degree in economics and a master's in sports marketing and management.

After graduating, Kelly spent 12 seasons coaching before becoming a scout. He started as a defensive graduate assistant at Indiana (1989-92) before coaching the defensive line at Lake Forest College in 1993, linebackers at John Carroll University in 1994, defensive coordinator at Case Western University in 1995 and head coach at St. Viator High School in Illinois from 1996-2000.

Kelly and his wife Allison have two sons, Ryan and Payton, and a daughter, Abigail.



## REGIS ELLER

**ASSISTANT DIRECTOR OF  
PRO SCOUTING  
14th NFL SEASON  
12th SEASON WITH  
CHARGERS**

In 2018, Eller was promoted to his current position of assistant director of pro scouting. He was named a pro scout in 2016 after spending five years as an area scout.

Eller originally became an area scout for the Chargers in 2011 after working from 2008-10 as an administrative assistant in the coaching department. He began as the team's Northeast regional scout and was re-assigned to the Mid-Atlantic region in 2013.

Prior to working for the Chargers, Eller was an intern linebackers coach for the Minnesota Vikings in 2005. He also coached football at Breck High School in Minneapolis, where he attended and played linebacker. He later played linebacker at Northwestern University from 1999-00.

A native of Minneapolis, Eller's father, Carl Eller, played 16 NFL seasons, all but one with the Minnesota Vikings, and was inducted into the Pro Football Hall of Fame in 2004.



## JUSTIN SHERIDAN

**NATIONAL CROSSCHECKER  
15th NFL SEASON  
7th SEASON WITH  
CHARGERS**

Sheridan joined the Chargers in 2014 after spending eight seasons in Tampa Bay as both a college and pro scout. He joined the Buccaneers' staff in 2006 as a pro personnel assistant before being promoted to pro scout in 2008.


Prior to Tampa Bay, Sheridan spent March 2004-June 2006

as director of football operations at Northwestern University, where he was responsible for the day-to-day operations of the football program. Sheridan was originally hired at Northwestern as a recruiting assistant in July 2001 and was promoted to assistant director of football operations in February 2003.

Sheridan spent time as the assistant director of football operations at University of Pennsylvania and as an assistant coach at Western Maryland College (now McDaniel College).

A native of Ebensburg, Pa., Sheridan graduated from Western Maryland with a degree in business administration and a minor in accounting. At WMC, he lettered four years in football and played on two conference championship teams.

Sheridan and wife, Kristen, have two sons - Payton and Brooks - and a daughter, Tatum.



## DONOVAN BEIDELSCHIES

**AREA SCOUT  
16th NFL SEASON  
8th SEASON WITH  
CHARGERS**

Beidelschies joined the Chargers from Cleveland in 2013 and works as one of the team's collegiate scouts.

He spent eight seasons in Cleveland, including 2010-12 as a college area scout. He spent two seasons as a team operations coordinator (2005-06), two as a player personnel assistant-college scout (2007-08) and one as a scout (2009).

Before he joined the Browns, Beidelschies was an assistant football coach, special teams coordinator and travel coordinator at Thiel College in Greenville, Pa., from 2001-04. In 2000, he was an assistant coach at Allegheny College.

Beidelschies played football at Heidelberg College, graduating in 2000 with a degree in history and secondary education. He earned a master's degree in higher education administration from Youngstown State University in 2004.



## CHRIS HOBBS

**AREA SCOUT  
17th NFL SEASON  
17th SEASON WITH  
CHARGERS**

Chris Hobbs enters his 17th season with the Chargers and his fifth season scouting the West.

From 2013-15, Hobbs was the team's combine area scout, representing the Chargers at the National Scouting Combine.


A former executive assistant-player personnel, he scouted

NFL practice squad players, NFL special teams, prospects from the AFL and non-drafted prospects in the west. He also assisted the video department during games taking still photos, and at the NFL Combine, he is a group leader for defensive lineman drills.

Hobbs spent his first two years with the Chargers, full time in the business department and spent 2002-03 interning for football operations under Ed McGuire during the season and interned for equipment during training camps.

Born in Hollywood, Calif., he attended North Hollywood High and graduated from University of the Pacific with a degree in sports management and a minor in business.

Hobbs married the former Angeline Geronimo in June 2015.



## MIKE JASINSKI

**AREA SCOUT**  
3rd NFL SEASON  
3rd SEASON WITH  
CHARGERS

Mike Jasinski begins his third season with the Chargers and first as an area scout covering the Northeast. He was the team's combine area scout from 2018-19 after spending the previous six seasons at the collegiate level.

After three seasons as the director of scouting at Northwestern

University, Jasinski most recently held the title of director of football recruiting at Purdue University. Jasinski got his first experience at the NFL level when he was a summer intern with the Chicago Bears scouting department while at Northwestern.

Before getting into personnel, Jasinski spent time on the sidelines coaching. He began his coaching career as an assistant coach at Saint Patrick High School before taking the wide receiver coaching position at Illinois Wesleyan University. He also coached the running backs, wide receivers and tight ends at Elmhurst College before heading to Northwestern.

Jasinski played wide receiver at Butler University where he earned his degree in political science. He holds two masters degrees. One in sports psychology from Illinois State and another in sports administration from Northwestern.



## TYLER LYON

**AREA SCOUT**  
7th NFL SEASON  
7th SEASON WITH  
CHARGERS

Tyler Lyon joined the Chargers as a training camp intern in the summer of 2014 and has worked his way into the scouting department. Lyon began his first season as an area scout in 2018 and will scout the Plains area for the first time this year.

From 2016-17 Lyon was the team's College Scouting Coordinator.

After his training camp internship, Lyon was hired as a full-time intern in 2015 and started his position as College Scouting Coordinator in 2016.

Lyon graduated with a law degree in 2014 from the University of San Diego Law School and holds a bachelor's degree from the University of Arizona in economics and philosophy.

Played quarterback at Hart High School and earned a scholarship from Arizona. Lyon also played baseball during his prep career.

Lyon is native of Valencia, Calif. He is the son of Gabi and Chuck Lyon. His father Chuck is the Athletic Director at College of the Canyons in Valencia, Calif., where he was also the head football coach from 1998-2006. Lyon has one sister named Tiffany and is married to Brittany Smith.



## JAMES MACPHERSON

**AREA SCOUT**  
8th NFL SEASON  
7th SEASON WITH  
CHARGERS

MacPherson joined the Chargers in 2014. He played quarterback at Wake Forest University from 1998-02 and went to camp with the Indianapolis Colts in 2003. He played in the Arena Football League 2 with the Green Bay Blizzard in 2006,

and in the Arena Football League with the Georgia Force in 2007 and the Grand Rapids Rampage in 2008. While at Wake Forest, MacPherson was named the 2002 Seattle Bowl MVP.

MacPherson jumped into coaching full-time in 2009 as the quarterbacks coach at Pima Community College in Tucson, Arizona. From 2010-12 he worked in the United Football League, splitting time between the Florida Tuskers and the Sacramento Mountain Lions. He returned to Pima CC in 2013.

MacPherson graduated from Wake Forest with a degree in business. As a senior in 2002, he was selected to the ACC's All-Academic Team, as well as the American Football Coaches of America's Good Works Team. He is the president and founder of Santa's Helpers, Inc., a nonprofit that provides toys and clothes to low-income youth in Southern Arizona.



## TOM MCCONNAUGHEY

**NATIONAL SCOUT**  
25th NFL SEASON  
23rd SEASON WITH  
CHARGERS

One of the Chargers' longest-tenured scouts, Tom McConnaughey will work his 23rd season for the organization in 2019. He has spent over 40 years working in football, including five as a player, 14 as a coach and 24 as a scout.

McConnaughey originally joined the Chargers in 1998 after working for National Football Scouting in 1997. He spent 1998-99 as the team's combine scout before being promoted to Southwest area scout in 2000. McConnaughey scouted the southwest for eight years before being elevated to his current post, national scout, in 2008 where he covers the Southwest, Rocky Mountain and Plains areas.

A native of Amarillo, Texas, McConnaughey played wide

receiver at Spokane Falls Community College, the University of Oregon and Central Arkansas. He is enshrined in the Northwest Athletic Association of Community Colleges and Spokane Community College Halls of Fame. He was an all-conference wide receiver at Spokane Falls and Central Arkansas.

McConnaughey signed with the New Orleans Saints in 1981 and the New York Jets in 1982 before landing with the USFL's New Jersey Generals where he was a starting wide receiver during the 1983-84 seasons. He also signed with the Philadelphia Eagles in 1984 and Minnesota Vikings in 1985.

After his playing career concluded, McConnaughey spent 11 years as a science teacher and coach, including nine seasons as the head football coach at Federal Way (Wash.) High School. He also coached receivers for three seasons at Spokane CC and Central Arkansas. He earned both his bachelor and master's degree from Central Arkansas.

McConnaughey's wife, Sheri, is a recreation administrator for senior programs for the City of Tukwila (Wash.). Son, Donny, is an assistant coach at Beamer High School in Federal Way, Wash., while daughter, Monica, currently works for the Chargers in Premium Services. The couple currently resides in the Seattle area.





## PATRICK RYAN

**AREA SCOUT**  
9th NFL SEASON  
8th SEASON WITH  
CHARGERS

In May 2016, the Chargers promoted Patrick Ryan from scouting assistant to area scout. 2020 will be his fourth season scouting the Midwest after two years in the Northeast.

Ryan joined the Chargers in 2013 after starting his career as a scouting assistant with the Cleveland Browns in 2012.

A native of Cleveland, Ohio, Ryan attended St. Ignatius High School before enrolling at Georgetown University where he graduated with a degree in government with a minor in theology. Ryan played football for the Hoyas, starting at wide receiver as a junior and senior. In 2011, he was named to the Patriot League Academic Honor Roll.

Ryan's brother, John, played at Notre Dame from 2007-10 and his brother, Michael, played at Dayton from 2012-15. Their cousin, Jake Ryan, was a fourth-round selection of the Green Bay Packers in 2015.



## MICHAEL SPANOS II

**SALARY CAP &  
PERSONNEL ASSISTANT**  
8th NFL SEASON  
5th SEASON WITH  
CHARGERS

Michael Spanos II joined the Chargers in July 2016 as a salary cap and personnel assistant.

Spanos completed an internship with the Chargers in the summer of 2012 before spending the previous three years (2013-15) working at the National Football League

Office in New York. Spanos worked in a variety of capacities at the League office, including Management Council Labor Operations, Entertainment Marketing, the NFL Legends Community, Community Relations, Public Relations and Social Responsibility, and Digital Media Business Development.

A native of Stockton, Calif., Spanos attended Lincoln High School where he lettered in football and was named the San Joaquin Athletic Association's Most Valuable Player as a senior. Spanos then attended Stanford University in Palo Alto, Calif., where he played running back for the Cardinal football team. He graduated with a degree in Science Technology and Society in 2013.

Spanos is the son of Chargers Vice Chairman Michael Spanos and his wife, Helen.



## KEVIN MCGUIRE

**COMBINE AREA SCOUT**  
5th NFL SEASON  
5th SEASON WITH  
CHARGERS

Kevin McGuire will begin his fifth season with the Chargers and his first as the team's combine area scout. He previously spent three seasons as a scouting assistant and two as a football operations intern. McGuire came to the Chargers after graduating from St. John's in 2016.

While at St. John's, McGuire spent three summers working in the Chargers scouting department. He earned his degree in sports management.



## ETHAN BRODSKY

**SCOUTING ASSISTANT**  
2nd NFL SEASON  
2nd SEASON WITH  
CHARGERS

Ethan Brodsky begins his first season as a scouting assistant for the Chargers after spending 2019 as a scouting intern. He joined the Chargers as a training camp intern in 2018.

Brodsky graduated from South Carolina with a degree in sports management in the fall of 2017. He worked for the football program through five seasons (2013-17) as an equipment manager and recruiting assistant.

## FOOTBALL STAFF


**DAMON MITCHELL**

**HEAD ATHLETIC TRAINER**  
**23rd NFL SEASON**  
**22nd SEASON WITH**  
**CHARGERS**

Damon Mitchell begins his fourth season as the Head Athletic Trainer for the Los Angeles Chargers and his 22nd season overall with the organization.

Mitchell began his athletic training career as a season intern for the Philadelphia Eagles in 1998. He joined the Chargers in 1999 in the same capacity and was hired full-time in 2001.

From 2001 to his promotion as Head Athletic Trainer in 2017, Mitchell served as an assistant athletic trainer for the team.

As the Head Athletic Trainer, Mitchell supervises all aspects of the medical department, including the general healthcare of every athlete in the organization. On top of the welfare of the athletes, Mitchell consults with team executives on the hiring of all team physicians and ancillary medical staff.

Mitchell was recently appointed Chairperson of Membership Services by the president of the Professional Football Athletic Trainers Society (PFATS).

Mitchell earned a degree in health education with an emphasis in athletic training in 2001 from Morgan State University. He has been a member of the National Athletic Trainer Association (NATA) since 1997.

Mitchell and his wife Tahira have two sons named Mehki and Caleb.



**MARCO ZUCCONI**  
 Associate Athletic Trainer



**ALLISON MINER**  
 Assistant Athletic Trainer  
 Physical Therapist



**ALVIN CABRERA**  
 Assistant Athletic Trainer



**SAMUEL O'LEARY**  
 Assistant Athletic Trainer



**DR. DAVID GAZZANIGA**  
 Head Team Physician  
 Orthopedic Surgeon



**DR. RUSS PETRIE**  
 Team Physician  
 Orthopedic Surgeon



**DR. EUGENE YIM**  
 Head Team  
 Medical Physician



**DR. JAMES TING**  
 Team Medical Physician



**ADITYA KRISHNAN**  
 Director of Football  
 Research & Analytics



**PAIGE CRAWFORD**  
 Team Dietician



## CHRIS SMITH

**HEAD EQUIPMENT MANAGER**  
31st NFL SEASON  
31st SEASON WITH  
CHARGERS

Chris Smith has worked in the equipment room for the Chargers for 30 years. Smith was promoted to head equipment manager in 2017 and will begin his fourth season in that post. Smith started with the organization in 1990, working as an

equipment assistant for 10 seasons before his 17 seasons as assistant equipment manager/field manager.

A Certified Athletic Equipment Manager through AEMA and a member of the Professional Football Equipment Managers Society (PFEMS), Smith came to the Chargers from his alma mater, San Diego State where he was the head student equipment manager for three years. He earned his degree in physical education and later received his teaching credential.

Smith attended Adolfo Camarillo High School where he earned two letters in football. Away from the football field, Smith is an avid hiker where he has summited two 14er peaks in California.

Smith and his wife Joan have two children, Zachary and Erin, and reside in Sunset Beach.



**KEVIN DUDDY**  
Assistant Equipment  
Manager



**CHAD JESSOP**  
Equipment Assistant



**TASSO PANOPOULOS**  
Equipment Assistant



## BRIAN DUDDY

**DIRECTOR OF  
VIDEO OPERATIONS**  
31st NFL SEASON  
31st SEASON WITH  
CHARGERS


Director of Video Operations since 1998, Brian Duddy's department is responsible for filming and editing practice and game footage for review by players and coaches using the XOS Thunder Digital Editing System.

Duddy's career includes three seasons as a staff assistant (1992-94) and three as a video assistant (1995-97). He was a staff assistant for the coaches during the team's 1994 AFC Championship season. He originally joined the team as a training camp ball boy in 1990.

Duddy was born in San Diego and attended Mira Mesa High School.



**MATT LEVALLEY**  
Assistant Director  
Video Operations



**SEAN SCARBOROUGH**  
Video Assistant



## RYAN ROWLAND

**HEAD GROUNDSKEEPER**  
4th NFL SEASON  
4th SEASON WITH  
CHARGERS

Ryan Rowland enters his fourth season with the Los Angeles Chargers and his third as the Head Groundskeeper for the organization. Rowland came to the Chargers from the Los Angeles Memorial Coliseum where he worked with the Los Angeles Rams and USC.

Rowland is entering his 15th year in the turf management industry. He has also worked with the Washington Redskins (2006-07), Washington Nationals (2007-09), Minnesota Twins (2010-16) and 10 years in the golf industry.



Rowland earned his degree in turfgrass management in 2004 from Iowa State University.

Rowland and his wife Yuki were married in 2014 in Sapporo, Japan. Rowland enjoys golf and fishing and time on the lake.

The couple currently resides in Redondo Beach.

**NICK WILZ**  
Assistant Groundskeeper



## JAMES COLLINS

**DIRECTOR OF FOOTBALL  
MEDICAL SERVICES  
33rd NFL SEASON  
25th SEASON WITH  
CHARGERS**

James Collins has over 30 years of experience in the NFL and is currently the Past President of the Professional Football Athletic Trainers Society (PFATS) after serving as president for the last three years. Collins and his staff were selected the NFL Athletic Training Staff of the Year by the same organization in 2009. Collins enters his third season as the Director of Football/Medical Services for the Los Angeles Chargers and has been with the organization for 24 years.

Born in Lothian, Md., Collins was an aviation physiology technician in the U.S. Navy from 1980-84. He played basketball at Morris Brown College and earned a degree in physical education with an emphasis in Athletic Training from San Diego State University. Continuing his education, Collins earned his Master's in sports administration from Fresno Pacific University in May 2019.

Collins was a Chargers intern in 1986 and promoted to assistant athletic trainer in 1987. He also worked as an orthopedic tech and surgical assistant for the OASIS Medical Group. In 1991, Collins was hired as an assistant in Denver and spent five seasons with the Broncos. He later spent time as the head athletic trainer with the World League's London Monarchs (1995 season) and Philadelphia (1996-98) before rejoining the Chargers as the head athletic trainer in '99.

Collins is a member of the National Athletic Trainers' Association and served on the NFL's Injury and Safety Panel from 1995-2016. At present, he serves on each of the NFL's Medical Committees as a representative of PFATS. From 2005 to 2007, he served on the NATA Hall of Fame selection committee. He was formerly the AFC's representative for the Professional Football Athletic Trainers Society. In 2004, Collins was honored as a "Distinguished Alumnus" by San Diego State's Exercise and Nutritional Sciences Department.

In 2012, Collins helped coordinate the opening of the Chargers Courage House at Casa de Amparo, a safe house for abused kids. In 2013, he was selected to the executive board at Casa de Amparo as a liaison to the Chargers.

Collins is married to his wife, Teri. Together they have four children: James III, Kitty, Jet and Tiara.



## ARTHUR HIGHTOWER

**SENIOR DIRECTOR  
OF PLAYER ENGAGEMENT  
16th NFL SEASON  
16th SEASON WITH  
CHARGERS**

Hightower assists players with providing the resources for a successful transition to the NFL and to life off the field after their playing careers concludes. He oversees programs in continuing education, life skills, financial, career education/planning, career internships and mental health total wellness. He currently serves on the NFL's player engagement steering committee. In 2007, he received the NFL's Winston-Shell Award for commitment and dedication to developing unique and innovative ideas and solutions in the area of Player Engagement.

Before beginning his NFL career in 2005, Hightower spent three years as assistant director of professional development at the NCAA National Office in Indianapolis. He also worked as a student-athlete academic counselor at the University of Houston and the University of Maine. He worked as an NCAA national office intern from 1997-98 in the education services group.

Hightower was a free safety at Florida A&M University, where he was named Male Scholar-Athlete of the Year during his junior season. He graduated from FAMU, magna cum laude, with a degree in graphic arts and printing management.

Hightower earned a master's degree in physical education with a concentration in sports administration from Florida State University in 1998.

Born in Fort Lauderdale, Fla., Hightower graduated from Brighton High School in Rochester, N.Y.

He and his wife have two daughters and a son.

## FOOTBALL LOGISTICS/TEAM CHAPLAIN



**JOHN LEATHERWOOD**  
Football Logistics  
Coordinator



**CHUCK SANDUSKY**  
Football Staff  
Assistant



**JOHN WIEDMEIER**  
Football/Stadium and  
Game Operations  
Assistant



**GEORGE GREGORY**  
Team Chaplain

# 2020 ALPHABETICAL ROSTER

No.	Name	Pos.	Ht.	Wt.	Birthdate	Exp.	College	Hometown	How Acq.
24	Adderley, Nasir	S	6-0	206	5/31/97	2	Delaware	Philadelphia, Pa.	D2-'19
13	Allen, Keenan	WR	6-2	211	4/27/92	8	California	Greensboro, N.C.	D3-'13
82	Anderson, Stephen	TE	6-3	230	1/30/93	3	California	San Jose, Calif.	FA-'19
4	Badgley, Michael	K	5-10	183	7/28/95	3	Miami	Summit, N.J.	FA-'18
57	Bilal, Asmar	LB	6-2	230	4/12/97	R	Notre Dame	Indianapolis, Ind.	FA-'20
97	Bosa, Joey	DE	6-5	280	7/11/95	5	Ohio State	Fort Lauderdale, Fla.	D1-'16
34	Bradwell, Darius	RB	6-0	235	5/15/97	R	Tulane	Tallahassee, Fla.	FA-'20
38	Brannon, John	CB	6-0	190	3/10/98	R	Western Carolina	Charlotte, N.C.	FA-'20
91	Broughton, Cortez	DT	6-2	293	9/2/96	2	Cincinnati	Warner Robins, Ga.	D7-'19
75	Bulaga, Bryan T	F	6-5	314	3/21/89	11	Iowa	Barrington, Ill.	UFA (GB)-'20
37	Campbell, Tevaughn	CB	6-0	200	6/14/93	1	Regina	Toronto, Ontario, Canada	FA-'19
50	Christiansen, Cole	LB	6-1	230	7/30/97	R	Army	Suffolk, Va.	FA-'20
8	Cotton, Jeff	WR	6-2	206	4/17/97	R	Idaho	Tucson, Ariz.	FA-'20
43	Davis, Michael	CB	6-2	196	1/6/95	4	Brigham Young	Glendale, Calif.	FA-'17
62	Dunlop, Josh	G	6-7	315	4/10/97	R	Texas-San Antonio	Zionsville, Ind.	FA-'20
51	Egbule, Emeke	LB	6-2	245	10/13/96	2	Houston	Houston, Texas	D6-'19
30	Ekelar, Austin	RB	5-10	200	5/17/95	4	Western State Colorado	Eaton, Colo.	FA-'17
28	Facyson, Brandon	CB	6-2	197	9/8/94	3	Virginia Tech	Newman, Ga.	FA-'18
66	Feeney, Dan	G	6-4	310	5/29/94	4	Indiana	Orland Park, Ill.	D3-'17
68	Fehoko, Breiden	NT	6-3	300	10/15/96	R	Louisiana State	Honolulu, Hawaii	FA-'20
47	Finley, Romeo	LB	6-0	225	11/13/97	R	Miami	Fort Walton Beach, Fla.	FA-'20
92	Gaziano, Joe	DE	6-4	280	9/27/96	R	Northwestern	Schuette, Mass.	FA-'20
63	Gilliam, Nate	G	6-4	310	7/6/97	R	Wake Forest	Knoxville, Tenn.	FA-'20
32	Gilman, Alohi	S	5-10	201	9/17/97	R	Notre Dame	Laie, Hawaii	D6-'20
35	Gore, Derrick	RB	5-9	206	12/13/94	1	Louisiana-Monroe	Syracuse, N.Y.	FA-'20
88	Green, Virgil	TE	6-5	255	8/3/88	10	Nevada	Tulare, Calif.	UFA (Den)-'18
72	Groy, Ryan	G	6-5	320	9/30/90	7	Wisconsin	Middleton, Wis.	FA-'19
15	Guyton, Jalen	WR	6-1	212	6/7/97	1	North Texas	Allen, Texas	FA-'19
25	Harris Jr., Chris	CB	5-10	199	6/18/89	10	Kansas	Bixby, Okla.	UFA (Den)-'20
26	Hayward Jr., Casey	CB	5-11	192	9/9/89	9	Vanderbilt	Perry, Ga.	UFA (GB)-'16
86	Henry, Hunter	TE	6-5	250	12/7/94	5	Arkansas	Little Rock, Ark.	D2-'16
10	Herbert, Justin	QB	6-6	236	3/10/98	R	Oregon	Eugene, Ore.	D1a-'20
84	Hill Jr., KJ	WR	6-0	196	9/15/97	R	Ohio State	Little Rock, Ark.	D7-'20
41	Holly, Bobby	FB	5-11	240	6/4/97	R	Louisiana Tech	Farmerville, La.	FA-'20
54	Ingram III, Melvin	DE	6-2	247	4/26/89	9	South Carolina	Rockingham, N.C.	D1-'12
22	Jackson, Justin	RB	6-0	200	4/22/96	3	Northwestern	Carol Stream, Ill.	D7-'18
33	James Jr., Derwin	S	6-2	215	8/3/96	3	Florida State	Haines City, Fla.	D1-'18
46	Jefferson, Malik	LB	6-2	240	11/15/96	3	Texas	Mesquite, Texas	FA-'19
23	Jenkins, Rayshaw	S	6-1	220	1/25/94	4	Miami	St. Petersburg, Fla.	D4-'17
11	Jennings, Darius	WR	5-10	180	6/28/92	4	Virginia	Baltimore, Md.	UFA (Ten)-'20
83	Johnson, Tyrone	WR	6-1	193	1/8/96	1	Oklahoma State	New Orleans, La.	FA-'19
93	Jones, Justin	DT	6-3	309	8/28/96	3	North Carolina State	Austell, Ga.	D3-'18
95	Joseph, Linval	DT	6-4	329	10/10/88	11	East Carolina	Christiansted, U.S. Virgin Islands	FA-'20
27	Kelley, Joshua	RB	5-11	212	11/20/97	R	UCLA	Lancaster, Calif.	D4-'20
20	King II, Desmond	DB	5-10	201	12/14/94	4	Iowa	Detroit, Mich.	D5-'17
76	Lamp, Forrest	G	6-4	309	2/20/94	4	Western Kentucky	Venice, Fla.	D2-'17
90	Lemonier, Jessie	DE	6-2	240	1/31/97	R	Liberty	Miami, Fla.	FA-'20
1	Long, Ty	P	6-2	205	4/6/93	2	Alabama-Birmingham	Roswell, Ga.	FA-'19
45	Mazza, Cole	LS	6-1	247	2/14/95	2	Alabama	Bakersfield, Calif.	FA-'19
31	McGill, Kevin	CB	6-0	200	1/6/98	R	Eastern Michigan	Waldorf, Md.	FA-'20
29	Meeks, Quenton	DB	6-1	209	6/20/97	2	Stanford	San Diego, Calif.	FA-'19
89	Moore, Jason	WR	6-3	215	6/23/95	2	Findlay	Oberlin, Ohio	FA-'19
56	Murray Jr., Kenneth	LB	6-2	241	11/16/98	R	Oklahoma	Houston, Texas	D1b-'20
40	Nabers, Gabe	FB	6-3	235	11/5/97	R	Florida State	Hahira, Ga.	FA-'20
74	Norton, Storm	T	6-7	317	5/16/94	1	Toledo	Toledo, Ohio	FA-'20
72	Nwosu, Uchenna	LB	6-2	251	12/28/96	3	Southern California	Carson, Calif.	D2-'18
48	Parham Jr., Donald	TE	6-8	237	8/16/97	1	Stetson	Lakeland, Fla.	FA-'20
52	Perryman, Denzel	LB	5-11	240	12/5/92	6	Miami	Coral Gables, Fla.	D2-'15
79	Pipkins III, Trey	T	6-6	307	9/5/96	2	Sioux Falls	Apple Valley, Minn.	D3-'19
53	Pouncey, Mike	C	6-5	298	7/24/89	10	Florida	Lakeland, Fla.	FA-'18
61	Quessenberry, Scott	C/G	6-3	310	3/23/95	3	UCLA	La Costa, Calif.	D5-'18
12	Reed, Joe	WR	6-0	224	1/4/98	R	Virginia	Charlotte Court House, Va.	D5-'20
67	Roberts, Ryan	T	6-6	300	10/3/96	R	Florida State	Northville, Mich.	FA-'20
98	Rochell, Isaac	DE	6-4	280	4/22/95	3	Notre Dame	McDonough, Ga.	D7-'17
6	Schoen, Dalton	WR	6-1	206	10/13/96	R	Kansas State	Overland Park, Kan.	FA-'20
78	Scott, Trent	T	6-5	320	1/25/94	3	Grambling State	Huntsville, Ala.	FA-'18
77	Smith, TJ	DT	6-3	300	4/19/97	R	Arkansas	Moultrie, Ga.	FA-'20
71	Square, Damion	NT	6-2	293	2/6/89	8	Alabama	Houston, Texas	W (KC)-'19
73	St. Louis, Tyree	T	6-5	315	8/5/97	1	Miami	Tampa, Fla.	FA-'14
2	Stick, Easton	QB	6-1	224	9/15/95	2	North Dakota State	Omaha, Neb.	D5-'19
5	Taylor, Tyrod	QB	6-1	215	8/3/89	10	Virginia Tech	Hampton, Va.	UFA (Cle)-'19
69	Tevi, Sam	T	6-5	315	11/15/94	4	Utah	Euless, Texas	D6-'17
99	Tillery, Jerry	DT	6-6	295	10/8/96	2	Notre Dame	Shreveport, La.	D1-'19
64	Toner, Cole	C/G	6-7	300	3/13/94	3	Harvard	Greenwood, Ind.	FA-'17
49	Tranquill, Drue	LB	6-2	234	8/15/95	2	Notre Dame	Fort Wayne, Ind.	D4-'19
70	Turner, Paul	G	6-3	315	6/14/93	7	Louisiana State	New Orleans, La.	T (Car)-'20
39	Vaughn, Donte	CB	6-2	210	10/12/97	R	Notre Dame	Memphis, Tenn.	FA-'20
59	Vigil, Nick	LB	6-2	235	8/20/93	5	Utah State	Plain City, Utah	UFA (Cin)-'20
44	White, Kyzir	LB	6-2	216	3/24/96	3	West Virginia	Macungie, Pa.	D4-'18
81	Williams, Mike	WR	6-4	218	10/4/94	4	Clemson	Santee, S.C.	D1-'17

COMMUNITY

ALPHABETICAL  
ROSTER

VETERANS

DRAFT PICKS  
& FREE AGENTS

2019 IN  
REVIEW

RECORDS  
& HISTORY

GENERAL  
INFORMATION

No.	Name	Pos.	Ht.	Wt.	Age	Exp.	College	Hometown	How Acq.
1	Ty Long	P	6-2	205	27	2	Alabama-Birmingham	Roswell, Ga.	FA-'19
2	Easton Stick	QB	6-1	224	24	2	North Dakota State	Omaha, Neb.	DS-'19
4	Michael Badgley	K	5-10	183	25	3	Miami	Summit, N.J.	FA-'18
5	Tyrod Taylor	QB	6-1	215	30	10	Virginia Tech	Hampton, Va.	UFA (Cle)-'19
6	Dalton Schoen	WR	6-1	206	23	R	Kansas State	Overland Park, Kan.	FA-'20
8	Jeff Cotton	WR	6-2	206	23	R	Idaho	Tucson, Ariz.	FA-'20
10	Justin Herbert	QB	6-6	236	22	R	Oregon	Eugene, Ore.	D1a-'20
11	Darius Jennings	WR	5-10	180	28	4	Virginia	Baltimore, Md.	UFA (Ten)-'20
12	Joe Reed	WR	6-0	224	22	R	Virginia	Charlotte Court House, Va.	D5-'20
13	Keenan Allen	WR	6-2	211	28	8	California	Greensboro, N.C.	D3-'13
15	Jalen Guyton	WR	6-1	212	23	1	North Texas	Allen, Texas	FA-'19
20	Desmond King II	DB	5-10	201	25	4	Iowa	Detroit, Mich.	D5-'17
22	Justin Jackson	RB	6-0	200	24	3	Northwestern	Carol Stream, Ill.	D7-'18
23	Rayshawn Jenkins	S	6-1	220	26	4	Miami	St. Petersburg, Fla.	D4-'17
24	Nasir Adderley	S	6-0	206	23	2	Delaware	Philadelphia, Pa.	D2-'19
25	Chris Harris Jr.	CB	5-10	199	31	10	Kansas	Bixby, Okla.	UFA (Den)-'20
26	Casey Hayward Jr.	CB	5-11	192	30	R	Vanderbilt	Perry, Ga.	UFA (GB)-'16
27	Joshua Kelley	RB	5-11	212	22	R	UCLA	Lancaster, Calif.	D4-'20
28	Brandon Facyon	CB	6-2	197	25	3	Virginia Tech	Newman, Ga.	FA-'18
29	Quenton Meeks	DB	6-1	209	23	2	Stanford	San Diego, Calif.	FA-'19
30	Austin Ekeler	RB	5-10	200	25	4	Western State Colorado	Eaton, Colo.	FA-'17
31	Kevin McGill	CB	6-0	200	22	R	Eastern Michigan	Waldorf, Md.	FA-'20
32	Alohi Gilman	S	5-10	201	22	R	Notre Dame	Laie, Hawaii	D6-'20
33	Derwin James Jr.	S	6-2	215	23	3	Florida State	Haines City, Fla.	D1-'18
34	Darius Bradwell	RB	6-0	235	23	R	Tulane	Tallahassee, Fla.	FA-'20
35	Derrick Gore	RB	5-9	206	25	1	Louisiana-Monroe	Syracuse, N.Y.	FA-'20
37	Tevaughn Campbell	CB	6-0	200	27	1	Regina	Toronto, Ontario, Canada	FA-'19
38	John Brannon	CB	6-0	190	22	R	Western Carolina	Charlotte, N.C.	FA-'20
39	Donte Vaughn	CB	6-2	210	22	R	Notre Dame	Memphis, Tenn.	FA-'20
40	Gabe Nabers	FB	6-3	235	22	R	Florida State	Hahira, Ga.	FA-'20
41	Bobby Holly	FB	5-11	240	23	R	Louisiana Tech	Farmerville, La.	FA-'20
42	Uchenna Nwosu	LB	6-2	251	23	3	Southern California	Carson, Calif.	D2-'18
43	Michael Davis	CB	6-2	196	25	4	Brigham Young	Glendale, Calif.	FA-'17
44	Kyzir White	LB	6-2	216	24	3	West Virginia	Macungie, Pa.	D4-'18
45	Cole Mazza	LS	6-1	247	25	2	Alabama	Bakersfield, Calif.	FA-'19
46	Malik Jefferson	LB	6-2	240	23	3	Texas	Mesquite, Texas	FA-'19
47	Romeo Finley	LB	6-0	225	22	R	Miami	Fort Walton Beach, Fla.	FA-'20
48	Donald Parham Jr.	TE	6-8	237	22	1	Stetson	Lakeland, Fla.	FA-'20
49	Drue Tranquill	LB	6-2	234	24	2	Notre Dame	Fort Wayne, Ind.	D4-'19
50	Cole Christiansen	LB	6-1	230	23	R	Army	Suffolk, Va.	FA-'20
51	Emeke Egbule	LB	6-2	245	23	2	Houston	Houston, Texas	D6-'19
52	Denzel Perryman	LB	5-11	240	27	6	Miami	Coral Gables, Fla.	D2-'15
53	Mike Pouncey	C	6-5	298	31	10	Florida	Lakeland, Fla.	FA-'18
54	Melvin Ingram III	DE	6-2	247	31	9	South Carolina	Rockingham, N.C.	D1-'12
56	Kenneth Murray Jr.	LB	6-2	241	21	R	Oklahoma	Houston, Texas	D1b-'20
57	Asmar Bilal	LB	6-2	230	23	R	Notre Dame	Indianapolis, Ind.	FA-'20
59	Nick Vigil	LB	6-2	235	26	5	Utah State	Plain City, Utah	UFA (Cin)-'20
61	Scott Quessenberry	C/G	6-3	310	25	3	UCLA	La Costa, Calif.	D5-'18
62	Josh Dunlop	G	6-7	315	23	R	Texas-San Antonio	Zionsville, Ind.	FA-'20
63	Nate Gilliam	G	6-4	310	23	R	Wake Forest	Knoxville, Tenn.	FA-'20
64	Cole Toner	C/G	6-7	300	26	3			

- 68 -



# BOLT UP ⚡



*Joeey Bosa*

**JOEY BOSA**

**#97 ⚡ DE**



*Melvin Ingram III*

**MELVIN INGRAM III**

**#54 ⚡ DE**

## VETERANS & RETURNING PLAYERS



# NASIR ADDERLEY 24

**SAFETY | DELAWARE**

6-0 | 206 lbs | PHILADELPHIA, PA.

DRAFT 2 - 2019

EXPERIENCE: 2ND NFL SEASON

2ND YEAR WITH CHARGERS

## CAREER HIGHLIGHTS

- ▶ Had a pair of tackles on special teams in four games played last year as a rookie.
- ▶ After being taken by the Bolts with the 60th pick, became the highest-drafted Blue Hen since QB Joe Flacco (18th overall) in 2008.

**2019:** Appeared in four games and was inactive three others...Recorded two special teams tackles...Placed on injured reserve with a hamstring injury on Oct. 26...**vs. Indianapolis (Sept. 8):** Made his NFL debut...Finished with a tackle on special teams after playing on 17 special teams snaps...**at Detroit (Sept. 15):** Played on 12 special teams snaps and saw the first defensive action of his career...**vs. Houston (Sept. 22):** Appeared on 11 plays on special teams...**at Miami (Sept. 29):** Saw action on nine defensive snaps and 11 on special teams...Finished with a tackle on special teams...**at Denver (Oct. 6):** Inactive (hamstring).

**COLLEGE:** Played four seasons (2015-18) at Delaware, totaling 264 tackles (165 solo)...Added 11 INTs, 33 passes defended, a half-sack, four forced fumbles and two recoveries...As a senior, had a 92-yard kickoff return for a TD...Named a second-team Football Championship Subdivision All-American from *The Associated Press* and first-team All-Colonial Athletic Association as a senior...Also named first-team All-American by *Phil Steele's College Football*, *Athlon Sports*, *Hero Sports* and *STATS*...Earned recognition from the Blue Hen Touchdown Club as a four-time Defensive Player of the Week and a four-time Special Teams Player of the Week...Helped lead the Blue Hens to their first Football Championship Subdivision playoff appearance in 2018 since making it to the championship game in 2010...Was one of two true freshmen in 2015 to start all 11 games.

## BEYOND THE BOLT



Visited Homeboy Industries with the other defensive rookies last year as part of a day of service. The rookies toured the headquarters, spoke with staff and took a class learning to make tamales. Homeboy Industries provides hope, training and support to formerly gang-involved and previously incarcerated men and women, allowing them to redirect their lives and become contributing members of the community.

**PERSONAL:** Given name Nasir A. Adderley...Name is pronounced nah-SEER ADD-er-lee...Nickname is 'Nas'...Born in Philadelphia, Pa. ...Daughter, Elaina Marie, was born Jan. 18, 2020...Cousin, Herb, was an All-Pro DB with Green Bay and Dallas, winning three Super Bowls before being inducted into the Pro Football Hall of Fame in 1980...Grandfather, Nelson, played football at Ohio State and in the Canadian Football League...With the other defensive rookies in 2019, visited Homeboy Industries as part of a day of service, where the rookies toured the headquarters and took part in a class to make tamales...Plans to get into personal training after his career...Earned a degree in health behavior science from Delaware...**High School:** Earned honorable mention All-State honors as a senior at Great Valley High in Malvern, Pa. ...Also was named first-team All-Southeastern Pennsylvania, first-team All-Area and first-team All-Conference, with the All-Conference honors being at WR and DB...Caught 68 passes for 1,025 yards (15.1 avg.) and five TDs while rushing for 383 yards and five TDs over his prep career...Contributed on the defensive side of the football with nine INTs, including three that were returned for TDs...Returned seven kickoffs for TDs.

## NASIR ADDERLEY NFL STATISTICS

Year	Team	GP	GS	- Tackles -					Yds	TFL	- Interceptions -					- Fumbles -		
				Total	Solo	Asst	Sacks				No.	Yds	Lg	TD	PD	FF	FR	Yds
2019	Los Angeles Chargers	4	0	0	0	0	0.0		0	0	0	0	0	0	0	0	0	0

## CAREER NFL TRANSACTIONS

**2019** Selected by Los Angeles Chargers in the second round (60th overall) of NFL Draft, April 27...Signed rookie contract, June 12...Placed on Reserve/Injured (hamstring), Oct. 26.



# KEENAN ALLEN ✦ 13

**WIDE RECEIVER | CALIFORNIA**

6-2 | 211 lbs | GREENSBORO, N.C.

DRAFT 3 - 2013

EXPERIENCE: 8TH NFL SEASON

8TH YEAR WITH CHARGERS

## CAREER HIGHLIGHTS

- ▶ Three-time Pro Bowl selection (2017-19 seasons) and was named Comeback Player of the Year in 2017 by The Associated Press, the Professional Football Writers of America and Sporting News.
- ▶ Named All-AFC at WR by the PFWA following his 2019 performance.
- ▶ Posted two of the three 100-catch seasons in Chargers history, registering 104 last season to break his own single-season team record of 102 set in 2017.
- ▶ Earned Offensive Rookie of the Year honors from the PFWA and Sports Illustrated while earning Sporting News Rookie of the Year and PFWA All-Rookie recognition in 2013 after a 71-catch season for 1,046 yards (14.7 avg.) and eight touchdowns.
- ▶ In votes by fans in 2013, was chosen as the Pepsi Next Rookie of the Year and was a four-time Pepsi Next Rookie of the Week selection (Weeks 6, 12, 15 and 17).
- ▶ In 2017, became the first player in NFL history to post three consecutive games with 10-plus receptions, 100-plus receiving yards and at least one touchdown catch (Week 11 vs. Buffalo, Week 12 at Dallas and Week 13 vs. Cleveland).
- ▶ With an interception in Week 16 of 2017, became the first player in NFL history to have 90-plus catches and an interception in the same season, while also becoming just the third player to record 1,000-plus receiving yards and an interception in the same season, joining Hall of Fame WRs Don Hutson (1942) and Randy Moss (2009).
- ▶ In 2016, became the first player in NFL history with 12-plus catches in three of a team's first six games in a season (Week 1 vs. Detroit, Week 3 at Minnesota and Week 6 at Green Bay).
- ▶ Registered eight-plus catches in each of the first three games of 2019, becoming the 12th player in NFL history to do so.
- ▶ Sits inside the top 10 in Chargers history with 524 receptions (fifth), 6,405 receiving yards (sixth) and 34 touchdown catches (tied-10th).
- ▶ Ranks tied with WR Gary Garrison and Hall of Fame WR Charlie Joiner for No. 3 in team annals with 23 career 100-yard receiving performances.
- ▶ Set team rookie records in 2013 with five 100-yard receiving games and 71 catches (LaDainian Tomlinson, 59 receptions in 2001).
- ▶ In the 2013 AFC Divisional as a rookie, posted a 142-yard, two-touchdown performance, marking the first two-touchdown catch playoff game by a Charger since Hall of Fame TE Kellen Winslow (Jan. 9, 1983) did so in an AFC Wild Card victory at Pittsburgh, while his 142 yards tied TE Keith Jackson (1988) for the second-most by a rookie in a playoff game in NFL history.
- ▶ Coupled with RB Austin Ekeler in 2019, became the second-ever set of Chargers teammates to each have 80-plus catches in the same season and the first set to each have 90-plus.
- ▶ In 2019, became part of the first trio of teammates with Ekeler and WR Mike Williams to each have 900-plus receiving yards in the same season since New England accomplished the feat in 2014.
- ▶ With Williams last year, the pair became the first Chargers teammates to each have 1,000-plus receiving yards in the same season since 2009.
- ▶ Recorded seven 100-yard performances in 2017, ranking as the most in a season by a Charger since 1980.
- ▶ Through the first eight games in 2015, registered 67 catches for 725 yards (10.8 avg.) and four touchdowns, the third-most receptions midway through a season in NFL history, before suffering a season-ending kidney injury.
- ▶ Posted five touchdown catches over three games in 2013, tying the most by a Chargers WR in a three-game stretch since 1996.
- ▶ Posted back-to-back 100-yard performances twice in 2013, a feat that hadn't been accomplished by a Chargers rookie since WR Don Norton did so in 1960.
- ▶ Started three-of-four career postseason games, registering 14 catches for 275 yards (19.6 avg.) and three touchdowns.

## HONORS AND AWARDS

- 2019:** 2020 NFL Pro Bowl Selection (Third)  
Professional Football Writers of America  
All-AFC (WR)
- 2018:** 2019 NFL Pro Bowl Selection (Second)
- 2017:** 2018 NFL Pro Bowl Selection (First)  
The Associated Press  
Comeback Player of the Year  
PFWA Comeback Player of the Year  
Sporting News Comeback Player of the Year
- 2016:** Ed Block Courage Award
- 2015:** Chargers Offensive Player of the Year
- 2013:** PFWA Offensive Rookie of the Year  
PFWA All-Rookie (WR)  
Sporting News Rookie of the Year  
Pepsi Next Rookie of the Year  
Pepsi Next Rookie of the Week  
(Week 6 vs. Indianapolis – First)  
Pepsi Next Rookie of the Week  
(Week 12 at Miami – Second)  
Pepsi Next Rookie of the Week  
(Week 15 at Denver – Third)  
Pepsi Next Rookie of the Week  
(Week 17 vs. Kansas City – Fourth)

**2019:** Selected to his third Pro Bowl...Named All-AFC (WR) by the *Professional Football Writers of America*... Started all 16 games at WR, posting a single-season team record 104 receptions for 1,199 yards (11.5 avg.) and six TDs...Extended his streak of seasons with 1,000-plus yards to three straight, tying for the second-longest streak in team annals...Added three rushing attempts for 16 yards (5.3 avg.)...Had 34 catches and 452 yards through four games to set a franchise record for the most through the first four games of a season... Registered eight-plus catches in each of the first three games of the season, becoming the 12th player in NFL history to do so...Set a single-game career high with 183 receiving yards in the Week 3 game against Houston...Coupled with RB Austin Ekeler this year, became the second-ever set of Chargers teammates to each have 80-plus catches in the same season and the first set to each have 90-plus...With Ekeler and WR Mike Williams, became the first trio of teammates to each have 900-plus receiving yards in the same season since New England accomplished the feat in 2014... With Williams, the pair became the first Chargers teammates to each have 1,000-plus receiving yards in the same season since 2009...Posted two 100-yard performances, giving him 23 for his career to tie for third all-time in team annals...Moved to No. 5 in team annals with 524 receptions, passing Hall of Fame WR Lance Alworth (493)...Became the seventh Charger to eclipse 6,000 receiving yards, passing WR Wes Chandler (6,132), WR Anthony Miller (5,582) and WR Malcom Floyd (5,550) for No. 7 in Chargers history... Moved into a tie for No. 10 in team annals with 34 receiving TDs...Was the third player to reach 3,000 receiving yards since the start of the 2017 season, joining Atlanta WR Julio Jones and Houston WR DeAndre Hopkins...**Awards:** Pro Bowl Selection (Third)...*Professional Football Writers of America* All-AFC (WR)...Pro Football Journal First-Team All-AFC

(WR)...**vs. Indianapolis (Sept. 8):** Hauled in eight passes for 123 yards (15.4 avg.) and a TD, giving him 22 career 100-yard performances to rank No. 5 in Chargers history...Early in the second quarter, worked his way from right to left on a deep crossing route from the slot for a 27-yard reception...Later that drive, fought off CB Rock Ya-Sin down the left sideline to haul in a 28-yard TD in the front of the end zone...In the fourth quarter, ran a slant-route from the left slot for a 21-yard catch-and-run...Kicked off overtime on the first play with an 18-yard gain after settling between three defenders on a skinny-post...**at Detroit (Sept. 15):** Recorded eight receptions for the second-straight game, finishing with 98 receiving yards (12.3 avg.)... Moved the chains on seven of his catches...Ran a corner-route in the third quarter from the left slot, beating CB Darius Slay off the line for a 23-yard gain down the left sideline...**vs. Houston (Sept. 22):** Posted a single-game career-high 183 receiving yards and two TDs on 13 catches (14.1 avg.) along with a three-yard rush attempt...The game marked his third-straight game with at least eight receptions to start the season, becoming the 12th player all-time to do so... Eclipsed 30 career TD catches, becoming the 12th-ever Charger to do so...The 100-yard performance was his second of the season and gave him 23 for his career, good to tie WR Gary Garrison and Hall of Fame WR Charlie Joiner for No. 3 in team annals...Ended the game with 29 catches for 404 yards (13.9 avg.) and three TDs on the season, a league high for the year to that point in receptions and receiving yards...The 29 catches tied his own mark from 2015 for the most receptions through the first three games of a season in Chargers history...On his first score, ran an out-route from the left side of the formation to beat the coverage of CB Johnathan Joseph and catch the TD in the front left corner of the end zone...For his second score, ran a drag-route from left-to-right along the formation, juking past S Justin Reid at the six-yard line to score a 12-yard TD...In the third quarter, ran a deep out-route along the right side on third-and-15, catching the ball 18 yards down the field before breaking a tackle attempt by Joseph to turn in a 31-yard gain...Posted a 34-yard reception in the fourth quarter, running a comeback-route on the left and catching the ball in tight coverage by Joseph, again breaking his tackle to advance the ball...**at Miami (Sept. 29):** Hauled in five passes for 48 yards (9.6 avg.)...Finished the game with 34 receptions and 452 yards on the season, setting all-time team marks in each category through the first four games of a season...Became the third player to eclipse 3,000 receiving yards since the beginning of the 2017 season, joining Julio Jones and DeAndre Hopkins...**vs. Denver (Oct. 6):** Posted four catches for 18 yards (4.5 avg.)...**vs. Pittsburgh (Oct. 13):** Registered a pair of receptions for 33 yards (16.5 avg.), moving the chains on both catches...**at Tennessee (Oct. 20):** Caught four passes for 61 yards (15.3 avg.), registering first downs on each reception...**at Chicago (Oct. 27):** Posted 53 receiving yards on seven catches (7.6 avg.)... Ran a crossing-route from the left in the third quarter, getting behind underneath zone of LB Danny Trevathan and in front of deep zone coverage of DB Ha Ha Clinton-



Dix for a 17-yard gain on third-and-eight...**vs. Green Bay (Nov. 3):** Hauled in three passes for 40 yards (13.3 avg.)...**at Oakland (Nov. 7):** Registered eight receptions for 68 yards (8.5 avg.) and had an 18-yard carry...Eclipsed 100 career rushing yards...On his carry, took the jet-sweep handoff to the right behind bullying blocks from TEs Virgil Green and Lance Kendricks...Had a downfield block on a 25-yard carry by RB Melvin Gordon III in the third quarter...**vs. Kansas City (Estadio Azteca, Nov. 18):** Caught eight passes for 71 yards (8.9 avg.) and a TD, his second career score against the Chiefs...Eclipsed 6,000 career receiving yards, becoming the seventh Charger in history to do so...On his receiving score, lined up in the close slot, turning to catch the pass on a curl-route at the one-yard line before turning outside to break the plane...**at Denver (Dec. 1):** Recorded six receptions for 68 yards (11.3 avg.), including a 36-yard TD...Moved past Lance Alworth (493) for No. 5 in team annals for receptions...Had a crossing-route from the right of the formation, catching the pass wide open and leaping over S Will Parks at the goal line for the 36-yard score...**at Jacksonville (Dec. 8):** Became the fifth Charger in history to reach 500 receptions with the team and moved to No. 6 on the team's all-time receiving yards list past Wes Chandler...Caught five passes for 83 yards (16.6 avg.)...Had a key block on LB Donald Payne on Ekeler's 84-yard TD catch-and-run...Blocked S Jarrod Wilson to help Ekeler register a 35-yard carry in the first half...**vs. Minnesota (Dec. 15):** Eclipsed 1,000 yards on the season, tying for the second-longest streak in team history by extending his to three-straight years...Posted nine receptions for 99 yards (11.0 avg.)...Reached 90 catches on the year, recording the fifth 90-catch season in Chargers history...Ran a corner-route to the right in the second quarter, muscling through the coverage of CB Mackensie Alexander for a 19-yard reception on third-and-seven...**vs. Oakland (Dec. 22):** Posted five receptions for 71 yards (14.2 avg.), bringing his season total to 95 catches, good for the fourth-best single-season output in team annals...Joined Austin Ekeler as the second-ever set of Chargers teammates to each have 80-plus catches in the same season...Along with Ekeler and Mike Williams, became the first trio of NFL teammates to have 900-plus receiving yards in the same year since the Patriots accomplished the feat in 2014...**at Kansas City (Dec. 29):** With nine catches for 82 yards (9.1 avg.) and a TD, broke his own team record (previously 102) for single-season receptions, finishing the year with 104 catches...The TD catch tied him with Malcolm Floyd for No. 10 in team annals...With Austin Ekeler, was part of the first duo of Chargers teammates to each have 90-plus catches in the same season...Became part of the first Chargers teammates since 2009 to each have 1,000-plus receiving yards in the same year, doing so with Mike Williams...Ran a deep out-route from the left slot in the first quarter on third-and-10 to beat the coverage of CB Kendall Fuller and get both feet in for a 12-yard TD...Later in the opening quarter, ran a quick out-route on third-and-four, causing Fuller to fall due to his cut, moving the chains with a 10-yard gain on his 100th reception of the season...**vs. NFC (2020 Pro Bowl, Jan. 26):** Started at WR for the third-straight year for the AFC...Finished with four catches for 50 yards (12.5 avg.)...In the first

## BEYOND THE BOLT



Allen was featured in a public service announcement, 'Dance Like a Dad,' in 2019. The ad was launched by the U.S. Department of Health and Human Services' Administration for Children and Families (ACF), along with the National Responsible Fatherhood Clearinghouse and the Ad Council. He shows off his dance moves with his family to encourage fathers to play an active role in the lives of their children.

In April 2016, Allen co-hosted a two-day football camp for youth from the Kaiserslautern Military Community at Ramstein Air Base in Ramstein, Germany, with Buffalo WR Andre Roberts. It was Allen's first visit to Europe. Allen and Roberts visited the USO's Warrior Center, signed autographs at Ramstein Air Base, visited the Landstuhl Regional Medical Center and spent time at the USO's Deployment Center for Active Duty Troops.

Allen is a majority stakeholder in the company Zen Enterprises, which manufactures Zen Sports Balm, a product that is used to relieve aches and pains associated with muscles and joints, especially for individuals suffering from arthritis, backaches, strains, sprains and bruises. Zen Enterprises' products are available in the United States and the company began expanding business to China last year.

An incredible self-motivator, Allen taught himself how to play golf while rehabbing from a torn ACL in the 2016 season opener. He played in the Chargers Invitational each of the past two years to raise money for the Chargers Community Foundation. In addition to golf, Allen taught himself how to play the piano from YouTube videos after he was motivated to learn from seeing his friend perform.

quarter, had a 24-yard catch-and-run on second-and-six on the second offensive play of the game for the AFC... Later in the drive, ran a comeback-route on the left sideline on third-and-six for an 11-yard gain, beating the coverage of CB Darius Slay.

**2018:** Selected to his second Pro Bowl...Appeared in 16 games with 14 starts at WR, posting 97 catches for 1,196 yards (12.3 avg.) and six TDs...Became the first Charger to post back-to-back 1,000-yard receiving seasons since WR Vincent Jackson in 2008-09...Set a team record with a 65-game multi-catch streak...Registered three 100-yard contests to reach 21 for his career, moving into a tie with TE Antonio Gates for the fifth-most in Chargers history...Brought his career receiving yardage total to 5,206, moving past Jackson (4,754) and WR Tony Martin (4,184) for No. 9 in career receiving yards in team history...Moved to sixth in Chargers history in career receptions with 420, passing WR Gary Garrison (404) RB Ronnie Harmon (377), WR Anthony Miller (374) and Wes Chandler (373)...Increased his career total to 28 TD catches, passing WR Don Norton for 12th in team annals...With 14 receptions for 148 yards (10.6 avg.) and a TD against Pittsburgh, recorded his fourth game since the start of 2017 with 10-plus catches, 100-plus receiving yards

and a TD, tying for the most over that span...Set a career-long streak with five-straight games with a TD catch...Caught a two-point conversion...Added nine carries for 75 yards (8.3 avg.)...Appeared in both playoff games with a start at WR, recording six receptions for 112 yards (18.7 avg.) and a TD...Added a two-point conversion in the AFC Divisional...

**Awards:** Pro Bowl Selection (Second)...Pro Football Focus Second-Team All-Pro (WR)...**vs. Kansas City (Sept. 9):** Started at WR, finishing with 108 receiving yards and a TD on eight catches (13.5 avg.)...It marked the 19th 100-yard game of his career, moving into a tie with Anthony Miller for the seventh-most 100-yard performances in team annals...The performance was his second career 100-yard game in Week 1 (166 yards on Sept. 13, 2015 vs. Detroit)...The eight catches gave him 53-straight games with multiple catches, breaking a tie with Hall of Fame TE Kellen Winslow for the longest multi-catch streak in team history...Motioned from right-to-left on third-and-two in the fourth quarter before shaking off CB Orlando Scandrick with a double-move at the line of scrimmage to catch the arching pass from QB Philip Rivers in the front, right corner of the end zone for a 20-yard TD...In the first quarter, provided downfield blocking with TE Virgil Green to spring WR Travis Benjamin free for a 19-yard rush...**at Buffalo (Sept. 16):** Opened the game at WR...Registered 67 receiving yards on six catches (11.2 avg.), increasing his career total to 4,185 to pass Tony Martin (4,184) for No. 10 in team history...Recovered an inside kick attempt at the end of the game and returned it 25 yards...**at Los Angeles Rams (Sept. 23):** Posted three catches for 44 yards (14.7 avg.), starting at WR...Hauled in a pass for 25 yards on third-and-17 in the first quarter down the left sideline with CB Sam Shields and S Lamaricus Joyner in coverage...Made a block on a first quarter run by RB Melvin Gordon III that went for 20 yards...Provided downfield blocking in the fourth quarter for WR Tyrell Williams to run for 14 yards on the first carry of his career...**vs. San Francisco (Sept. 30):** Hauled in seven passes for 63 yards (9.0 avg.), starting at WR...In the first quarter, ran a deep out-route with CB Ahkello Witherspoon in coverage, hauling in the pass from Philip Rivers for an 18-yard gain...Provided a key block in the fourth quarter for Melvin Gordon to run off tackle to the left for a 34-yard gain to the San Francisco four-yard line...**vs. Oakland (Oct. 7):** Started at WR, tying a season-high with eight receptions for 90 yards (11.3 avg.)...Blocked S Marcus Gilchrist downfield on RB Austin Ekeler's 44-yard TD catch-and-run...Recovered an inside kick by the Raiders in the fourth quarter...**at Cleveland (Oct. 14):** Appeared in the 60th game of his career, opening the game at WR...Recorded four catches for 62 yards (15.5 avg.)...Set single-game career highs in carries (four) and rushing yards (41) for a 10.3 yards-per-carry average...Provided a key block on Melvin Gordon's third rushing TD of the game...**vs. Tennessee (Wembley Stadium, Oct. 21):** Hauled in five catches for 72 yards (14.4 avg.) after starting at WR...Over a three-play span in the first quarter, corralled a pair of passes for 41 yards to sustain the team's second scoring drive...In the fourth quarter, moved the chains on third-and-four with a diving seven-yard catch despite tight coverage of CB Logan Ryan that was upheld after a Tennessee challenge...

Recovered an inside kick on his lone special teams play...**at Seattle (Nov. 4):** Started as the lone WR for the Bolts, finishing with 124 receiving yards on six catches (20.7 avg.), including a career-long 54-yard grab...Ran a deep route on the play, pulling a double-move to get separation from CB Shaquil Griffin before juking past S Tedric Thompson after hauling in the pass...The 124 yards were good for his 20th career 100-yard receiving game to tie with Wes Chandler for the sixth-most in Chargers history...Added two carries for 28 yards (14.0 avg.)...On the team's first offensive play, took a jet-sweep to the right for a career-long gain of 28 yards behind a key block from TE Sean Culkin on the edge...Provided a block on CB Tre Flowers on a 16-yard rush by Austin Ekeler...**at Oakland (Nov. 11):** Opened the game as the team's lone starting WR...Hauled in his second TD catch of the season and 57 yards on six receptions (9.5 avg.)...His six catches brought him to eighth in team history with 376 to pass Anthony Miller (374) and Wes Chandler (373)...On the TD catch, ran a corner-route and dragged his feet in the front right corner of the end zone with CB Daryl Worley in coverage for an 11-yard score...Provided a downfield block on DE Jacques Smith to help Melvin Gordon score on his career-long 66-yard TD catch-and-run...**vs. Denver (Nov. 18):** Registered nine receptions for 89 yards (9.9 avg.) and a TD, pushing him up the Chargers record books to seventh in career receptions (passing Ronnie Harmon) and receiving yards (passing Vincent Jackson)...On the team's opening drive, beat CB Chris Harris Jr. on a post-route for a 27-yard gain on third-and-six...Beat Harris again on a shallow crossing route before sneaking to the back of the end zone on a four-yard TD from Philip Rivers late in the first half...Provided a downfield block on Harris to help Austin Ekeler gain 17 yards on a reverse run...Started at WR...**vs. Arizona (Nov. 25):** Hauled in seven passes for 72 yards (10.3 avg.) and a TD, with the score giving Philip Rivers 25-straight completions to tie an NFL record...Corralled the record-setting four-yard TD by keeping both feet in-bounds along the right sideline with S Tre Boston in tight coverage...Set up a TD pass to WR Mike Williams at the end of the first half by running a corner-route to beat Boston to the left for a 20-yard gain on third-and-two, getting both feet down before going out of bounds with 13 seconds left...Blocked CB Leonard Johnson to help spring RB Justin Jackson free for a 19-yard rush in the third quarter...**at Pittsburgh (Dec. 2):** Started at WR...Registered 14 catches for 148 yards (10.6 avg.) and a TD, tying the second-most single-game catches for his career (Oct. 18, 2015 at Green Bay)...Recorded his 21st career 100-yard performance, tying Antonio Gates for the fifth-most in team annals...Combined with three performances last season, posted his fourth game with 10-plus catches, 100-plus receiving yards and a TD since the start of 2017, tying for the most over that span...Moved up team record books into sole possession of sixth in career catches past Gary Garrison (404) and tied Don Norton for 12th in TD receptions (27)...Showed immense concentration on his TD catch, corraling a ball that was batted in the air by Pittsburgh defenders for a 10-yard score...On his first reception, ran a slant-route out of the slot to beat LB L.J. Fort for an 18-yard catch-and-run...In the third quarter, caught a pass in



the left flat on third-and-two, moving the chains after breaking a tackle attempt by S Sean Davis for a 21-yard gain...**vs. Cincinnati (Dec. 9):** Started at WR... Posted 78 receiving yards and a TD on five catches (15.6 avg.), marking his fifth-straight game with a TD catch to extend a career-long streak...On the score, beat the coverage of CB Darqueze Dennard on a sluggo-route to haul in the 14-yard TD...Eclipsed 1,000 yards on the season, becoming the first Charger since Vincent Jackson (2008-09) to do so in back-to-back campaigns...The TD catch was the 28th of his career and broke a tie with Don Norton for sole possession of No. 12 in Chargers history...**at Kansas City (Dec. 13):** Opened the game at WR and saw time on 17 offensive snaps before departing with a hip injury...Blocked S Ron Parker for RB Justin Jackson to post a nine-yard carry in the first quarter...Saw his team-record streak of 65 games with multiple receptions come to an end...**vs. Baltimore (Dec. 22):** Came off the bench to record five catches for 58 yards (11.6 avg.)...**at Denver (Dec. 30):** Started at WR, catching four passes for 64 yards (16.0 avg.)...Ran a deep crossing-route from the left side of the formation to bring in a 21-yard gain to the Denver one-yard line in the third quarter despite defensive holding by CB Bradley Roby...**at Baltimore (AFC Wild Card, Jan. 6):** Started at WR, finishing with four receptions for 37 yards (9.3 avg.)...Elevated along the left sideline in the second quarter to haul in a 17-yard pass on third-and-six despite tight coverage by CB Jimmy Smith...**at New England (AFC Divisional, Jan. 13):** Posted two catches for 75 yards (37.5 avg.), including a 43-yard TD reception in the first quarter...On the score, ran a post-route down the right sideline, getting behind CB Stephon Gilmore by faking a post-pattern midway along his route...Hauled in his second reception in the fourth quarter between two defenders on third-and-four, controlling the perfectly placed pass for a 32-yard gain to the one-yard line...Caught a successful two-point conversion in the fourth quarter...**vs. NFC (2019 Pro Bowl, Jan. 27):** Started at WR, the second-straight season to start for the AFC...Part of the first trio (DE Melvin Ingram III and S Derwin James) of Chargers to participate and start in the Pro Bowl since 2007...Led all players with 95 receiving yards on four catches (23.8 avg.), including a 50-yard reception from QB Patrick Mahomes...On the play, ran a deep post-route from the right side of the formation to catch the pass behind LB Leighton Vander Esch and advance the ball to the NFC 24-yard line...Late in the half, ran a curl-route down the left sideline and broke tackles of CB Kyle Fuller and S Harrison Smith for a 22-yard gain...Posted a solo tackle on defense.

**2017:** Selected to his first Pro Bowl...Named Comeback Player of the Year by *The Associated Press*, the *Professional Football Writers of America* and *Sporting News*...Started 15 of 16 games, setting career highs with 102 receptions and 1,393 receiving yards (13.7 avg.)...Posted six TD catches on the year...Added an INT at the end of the first half at the Jets, becoming the first player in NFL history to record 90-plus catches and an INT in the same season...Also became the third player in league annals to have 1,000-plus receiving yards and an INT in the same season, joining Hall of Fame WRs Don Hutson (1942)

and Randy Moss (2009)...The 102 catches were the most in team annals in a single season, and the 1,393 receiving yards ranked second in a single season in Chargers history...Ranked in the top five in the NFL in receiving yards (third) and receptions (fourth)...Posted seven 100-yard games, including four straight from Weeks 11-14 and five out of the last seven games...Over the last seven weeks of the season, led the league with 62 catches and 845 receiving yards while tying for third with five TD catches...Became the first player in NFL history to post three-consecutive games with 10-plus receptions, 100-plus receiving yards and at least one TD catch when he did so in Weeks 11-13...His seven 100-yard performances brought his career total in the regular season to 18, good for eighth in Chargers history...Moved into sole possession of 10th in team history in career receptions with 323, passing WR Malcom Floyd (321)...Registered the 22nd TD catch of his career, good for 13th in team history...Led the league with 36 third down receptions (most in a single season in Chargers history since the stat began being tracked in 1991), including a league-high 30 that converted for a first down (most in a single season in Chargers history and tied for fourth in a single season in NFL history since the stat started being tracked in 1994)...Led the league with 34.5 receiving yards-per-game on third down...Added two carries for nine yards (4.5 avg.)...**Awards:** Pro Bowl Selection (First)...*The Associated Press* Comeback Player of the Year...*Professional Football Writers of America* Comeback Player of the Year...*Sporting News* Comeback Player of the Year...Pro Football Focus Second-Team All-Pro (WR)...Pro Football Journal Second-Team All-Pro (WR)...PFJ Second-Team All-AFC (WR)...ProFootballTalk Comeback Player of the Year...**at Denver (Sept. 11):** Returned from a knee injury that kept him out of 15 games in 2016 to start at WR...Hauled in five passes for 35 yards (7.0 avg.) and a TD, the 17th of his career...Caught the five-yard TD in the middle of the end zone with just over eight minutes to play...**vs. Miami (Sept. 17):** Started at WR and posted 100 yards on a team-high nine receptions (11.1 avg.), his first 100-yard game of the season and the 12th of his career...**vs. Kansas City (Sept. 24):** Started 40th game of his career at WR and appeared in 61 plays on offense, posting 61 yards on five catches (12.2 avg.)...**vs. Philadelphia (Oct. 1):** Started at WR, registering his second 100-yard game of the season...Totaled 138 yards on five receptions (27.6 avg.), including a 50-yard catch midway through the fourth quarter...At the time, it was the third-most receiving yards in a single game in his career and the first time he registered more than 115 yards on fewer than eight receptions...It was the 13th 100-yard performance of his career and the first to come on less than six receptions...It marked the fifth game of his career with 130-plus yards...Made the 50-yard grab on third down on a deep dig-route, hauling in a 15-yard pass and adding 35 yards after the catch to put the Chargers on the Philadelphia 11-yard line...**at New York Giants (Oct. 8):** Started at WR, hauling in a team-high 67 receiving yards on four receptions (16.8 avg.)...Surpassed 3,000 career receiving yards, becoming the 16th Charger to reach that threshold...Marked the 22nd game of his career with 60-plus receiving

COMMUNITY	<p>yards...<b>at Oakland (Oct. 15):</b> Registered 45 yards on five receptions (9.0 avg.) after starting at WR...Hauled in his 14th and 15th third down catches to move the chains on the season, with both coming on the team's first scoring drive...On the first conversion, separated himself from zone coverage on a dig-route for a 28-yard catch-and-run...Tallied a 12-yard catch on third-and-nine for the second conversion...Provided downfield blocks on two 10-plus yard runs by RB Melvin Gordon...<b>vs. Denver (Oct. 22):</b> Saw action in the 45th game of his career, starting at WR...Totalled three receptions for 41 yards (13.7 avg.)...On third-and-seven in the second quarter, ran a corner-route to beat the coverage of CB Bradley Roby for a 19-yard gain to the Denver one-yard line, setting up a TD pass from QB Philip Rivers to RB Austin Ekeler on the following play...<b>at New England (Oct. 29):</b> Started the 45th game of his career at WR, playing 52 offensive snaps...Posted four catches for 61 yards (15.3 avg.), bringing his career total to 261 receptions to pass TE Freddie Jones (260) for sole possession of 13th in team history...Hauled in a 16-yard catch on the first play from scrimmage on a deep out-route...In the third quarter, caught an 18-yard pass along the left sideline on third-and-three to convert for a first down, his 17th reception to move the sticks on third down of the year...<b>at Jacksonville (Nov. 12):</b> Opened the game at WR...Finished with four catches for 48 yards (12.0 avg.)...Hauled in a 17-yard third down conversion in the second quarter on a dig-route...It marked his 21st catch on third down of the season and 18th that moved the chains...In the fourth quarter, registered the first carry of his career on an end-around for a five-yard gain...<b>vs. Buffalo (Nov. 19):</b> Started at WR, finishing with 12 catches for 159 yards (13.3 avg.) and two TDs to mark his 14th career 100-yard game and third of the season...The two scores tied a career high...Early in second quarter, caught a back-shoulder fade from Philip Rivers along right sideline in end zone for a 21-yard TD, sealing off CB Leonard Johnson to make the catch...At the time, his 159 yards were his second-most receiving yards in a single game while his 12 catches were the third-most of his career...In the second quarter, passed WR Vincent Jackson (273) for No. 12 on the team's career receptions list, finishing the game with 277 for his career...Later in the second quarter, hauled in a quick pass in the left flat before diving forward for a two-yard score...Late in second quarter, ran a post-route from the left side of the formation for a 29-yard gain into the red zone en route to a rushing TD by Melvin Gordon...Hauled in three receptions on third down, converting all for a first down...The three third down receptions gave him 90 for his career, passing Malcom Floyd for fifth-most in Chargers history since it started being tracked in 1991...Made one of his third down catches in the third quarter on a skinny-post before juking past S Jordan Poyer for a 15-yard gain...Added the second rushing attempt of his career, netting a three-yard gain...<b>at Dallas (Nov. 23):</b> Registered his second 100-yard receiving game in as many weeks and fourth of the season, notching the first back-to-back 100-yard performances of his career since Weeks 12 and 13 of the 2014 season...It also marked the first back-to-back performances with 10-plus receptions of his career...Finished with a career-high</p>	
FRONT OFFICE		
ALLEN		<p>172 receiving yards and a TD on 11 catches (15.6 avg.)...It marked the 15th 100-yard game of his career...Increased his career receiving yards to 3,544, passing WR John Jefferson (3,431) and WR Don Norton (3,486) for 14th in career receiving yards in team history...Registered the 20th TD catch of his career, tying TE Jacque MacKinnon for 15th in team history...On the score, ran an out-route in the fourth quarter, shaking off tackles by S Jeff Heath and CB Orlando Scandrick before turning upfield and juking by S Xavier Woods and CB Anthony Brown for a 42-yard TD...Made big plays throughout the day, breaking a tackle attempt by LB Anthony Hitchens on a dig-route for 14 yards...In the first quarter, came down with a jump-ball on a go-route over CB Jourdan Lewis...Hauled in five catches on third down, converting three for a first down, including an 18-yard gain on a post-route in the fourth quarter when matched up with Brown...Started at WR...<b>vs. Cleveland (Dec. 3):</b> Appeared in the 50th game of his career, starting at WR...With 10 catches for 105 yards (10.5 avg.) and a TD, became the first player in NFL history to record three-consecutive games with 10-plus receptions, 100-plus receiving yards and at least one TD catch...It marked the first three-game stretch of his career with 10-plus catches or 100-plus receiving yards...It was his fifth 100-yard performance on the season and the 16th in his career...With his first catch, moved into sole possession of 11th in career receptions in franchise annals, breaking a tie with WR Tony Martin (288)...In the third quarter, surpassed 1,000 yards on the season for the second time in his career on a 26-yard gain on fourth down...On the play, lined up split to the right side and ran a sluggo-route before catching a jump ball over CB Jason McCourty despite illegal contact...Three plays later on third-and-goal, ran a seam-route from the slot to haul in a TD catch...The score was his fifth of the season and 21st of his career, which moved him into a tie with TE Will Frazier and TE Dave Kocourek for 13th in team history...The score also marked Philip Rivers' 335th career TD pass, putting him in sole possession of seventh in league annals to break a tie with New York Giants QB Eli Manning...Later in the third quarter, made his 77th catch of the season, tying his single-season career high set in 2014...<b>vs. Washington (Dec. 10):</b> Registered his fourth-straight 100-yard receiving game and sixth of the season, finishing with 111 yards on six catches (18.5 avg.)...It marked career game No. 17 with 100-plus receiving yards...The four-consecutive 100-yard performances tied for the second-longest streak in team history...Early in the first quarter, ran an out-route from the left slot for a six-yard reception, setting a new career high for catches in a season...Later in the opening quarter, hauled in a 21-yard gain down the left sideline on a go-route to advance the ball to the Washington eight-yard line, setting a career high for receiving yards in a season in the process...Posted a career-long 51-yard catch in the third quarter on a flea flicker, beating the defense deep on a go-route down the right sideline before being tripped up at the Washington one-yard line...<b>at Kansas City (Dec. 16):</b> Started at WR, marking the 50th start of his career...Played 47 snaps on offense before exiting with a back injury...Totalled 54 receiving yards on five</p>
DRAFT PICKS & FREE AGENTS		
2019 IN REVIEW		
RECORDS & HISTORY		
GENERAL INFORMATION		

catches (10.8 avg.)...Saw his four-game streak of 100-plus receiving yards come to an end...Moved to 11th in single-season receiving yards in Chargers history, ending the game with 1,197...Finished the game with 88 catches on the year, moving into a tie with Hall of Fame TE Kellen Winslow (1981, '83) for the fifth-most in a single season in team annals...Ran a deep out-route from the left slot in the third quarter for a 16-yard gain on third-and-10 for a first down...**at New York Jets (Dec. 24):** Started at WR, posting five catches for 63 yards (12.6 avg.)...Added an INT on the final play of the first half, becoming the first player in NFL history to record 90-plus catches and an INT in the same season...Also became the third player in league annals to have 1,000-plus receiving yards and an INT in the same season, joining Don Hutson (1942) and Randy Moss (2009)...Brought his season total to 1,260 receiving yards, surpassing WR Wes Chandler (1,999 in 1985), Hall of Fame WR Lance Alworth (1,205 in 1963), Tony Martin (1,224 in 1989), Alworth (1,235 in 1964) and WR Anthony Miller (1,252 in 1989) for the sixth-most single-season receiving yards in Chargers history...The five receptions brought him to 93 for the season, good for No. 2 in a single season in team annals, passing Kellen Winslow (88 in 1981 and '83), Winslow (89 in 1980), TE Antonio Gates (89 in 2005) and Martin (90 in 1995)...**vs. Oakland (Dec. 31):** Registered nine catches for 133 yards (14.8 avg.) and a TD after starting at WR...It marked his seventh 100-yard performance of the season and 18th in his career...Added a TD in the second quarter on a miscellaneous fumble return...On the play, caught a fumble by Melvin Gordon out of the air and advanced the ball 27 yards for the score...Ran a fade-route to the back right corner of the end zone to bring in a six-yard TD catch over CB TJ Carrie at the end of the first half...The score marked his 22nd TD catch of his career, moving him into sole possession of 13th in Chargers history...On the first play of the third quarter, ran a shallow crossing-route with a double-move to get separation from LB NaVorro Bowman before hauling in the pass and juking by S Shalom Luani for a 23-yard gain...His nine catches brought his season total to 102, passing Hall of Fame RB LaDainian Tomlinson (100 in 2003) for the most in a season in Chargers history...It also brought his career catches to 323 to move past Malcom Floyd (321) for 10th in team annals...The 133 yards increased his season total to 1,393 to rank No. 2 in team history for a single season, passing Kellen Winslow (1,290 in 1980), Lance Alworth (1,312 in 1968), John Jefferson (1,340 in 1980) and Alworth (1,383 in 1966)...Moved ahead of RB Ronnie Harmon (3,928) and Tomlinson (3,955) with 4,010 career receiving yards for 11th in Chargers history...**vs. NFC (2018 Pro Bowl, Jan. 28):** Started at WR, becoming the first Chargers WR to start a Pro Bowl since Tony Martin did so for the AFC in the 1997 Pro Bowl...Hauled in two passes for 18 yards (9.0 avg.), including a 12-yard grab in the first quarter to keep a scoring drive alive on third-and-seven.

**2016:** Returned from a kidney injury that kept him out the final eight games of 2015 to post 63 receiving yards on six catches (10.5 avg.) in the first half of the season opener before suffering a season-ending knee injury...Placed on injured reserve on Sept. 12...

**Awards:** Ed Block Courage Award...**vs. Kansas City (Sept. 11):** Started at WR and hauled in six passes for 63 yards (10.5 avg.) in the first half before suffering a season-ending knee injury.

**2015:** Hauled in 67 passes for 725 yards (10.8 avg.) and four TDs in eight starts, playing only in the first eight contests before suffering a season-ending kidney injury...His 67 receptions tied for the third-most in NFL history midway through a season...Became the first player in NFL history with 12-plus catches in three of a team's first six games in a season (Week 1 vs. Detroit, Week 3 at Minnesota and Week 6 at Green Bay)...Tied Hall of Fame TE Kellen Winslow's (Oct. 7, 1984) team-record 15 catches against Detroit in the season opener...Placed on injured reserve on Nov. 3...**Awards:** Chargers Offensive Player of the Year...**vs. Detroit (Sept. 13):** Posted 15 catches for a then-career-high 166 yards (11.1 avg.), the most by any player on NFL Kickoff Weekend since the 1970 NFL-AFL merger...His 15 receptions tied Kellen Winslow (Oct. 7, 1984) for the most single-game catches in team annals and the 11th-most in league history...Helped the team overcome an 18-point deficit to win...Hauled in a 15-yard catch on third-and-10 early in the fourth quarter to keep the go-ahead TD drive alive...Later on the same drive, corralled a 20-yard pass on third-and-19 to get to the Detroit 22-yard line...**at Minnesota (Sept. 27):** Tied a career high with two TDs while posting 133 yards on 12 catches (11.1 avg.)...**vs. Cleveland (Oct. 4):** With four catches for 72 yards (18.0 avg.) and a TD, brought his season receptions total to 33, tying TE Antonio Gates (2007) for the most through the first four games of a season in team history...**at Green Bay (Oct. 18):** Caught 14 passes on 15 targets for 157 yards (11.2 avg.), including six receptions in the first quarter and 11 in the first half...Suffered a hip injury in the second half and did not return...**at Baltimore (Nov. 1):** Caught five passes for 35 yards (7.0 avg.) and a TD...Suffered a season-ending kidney injury on the 13-yard TD catch...Hauled in catches on the TD drive to convert third-and-three and third-and-five situations.

**2014:** Started in all 14 games that he played in, setting a then-career-high with 77 catches that went for 783 yards (10.2 avg.) and four TDs...**vs. Jacksonville (Sept. 28):** Hauled in 10 passes for a season-high 135 yards (13.5 avg.)...**at Oakland (Oct. 12):** Set up the game-winning drive with a career-long 29-yard punt return as the Chargers punched it in for a TD six plays later...**at Denver (Oct. 23):** Led the team with nine catches for 73 yards (8.1 avg.) and his first TD of the season...**vs. St. Louis (Nov. 23):** Hauled in the game-winning TD and a team-high 104 yards on six catches (17.3 avg.)...**at Baltimore (Nov. 30):** Registered a team-high 11 receptions for 121 yards (11.0 avg.) and a season-high two TDs in a one-point victory...Targeted a season-high 15 times...His second TD was a 23-yard score late in the fourth quarter to bring the Chargers within three points...On the game-winning series, hauled in three catches for 33 yards...**vs. Denver (Dec. 14):** Suffered an ankle injury in the second quarter...Returned to action in the third quarter, but left shortly after and did not return...Also suffered a shoulder injury...Finished with 18 yards on three catches (6.0 avg.)...**at San Francisco (Dec. 20):** Inactive (ankle, shoulder).

GENERAL INFORMATION	RECORDS & HISTORY	2019 IN REVIEW	DRAFT PICKS & FREE AGENTS	ALLEN	FRONT OFFICE	COMMUNITY
<p><b>2013:</b> Named Offensive Rookie of the Year by the <i>Professional Football Writers of America</i>...Earned PFWA All-Rookie (WR) honors...Recognized as Rookie of the Year by <i>Sporting News</i>...Named Pepsi Next Rookie of the Year in a fan vote...Voted by fans as the Pepsi Next Rookie of the Week for his efforts in a Week 6 win against the Colts: Nine catches for 107 yards (11.9 avg.) and a TD...Recognized by fans a second time as the Pepsi Next Rookie of the Week for posting a season-high 124 yards on nine catches (13.8 avg.) in a three-point victory over Kansas City in Week 12...Voted by fans to his third Pepsi Next Rookie of the Week during a Week 15 win over Denver: Registered a pair of TD catches, one that went for 19 yards and one that went for 10 yards...Capped off the regular season in a Week 17 overtime victory against the Chiefs by receiving his fourth Pepsi Next Rookie of the Week award in a vote by fans, posting 89 yards on five catches (17.8 avg.)...Appeared in 15 games with 14 starts...Posted 71 catches for 1,046 yards (14.7 avg.) and eight TDs...Registered five 100-yard performances, setting a team rookie record...His 71 catches were the most by a rookie in Chargers history, passing Hall of Fame RB LaDainian Tomlinson's 59 in 2001...Became just the fifth rookie since 2000 to post a 1,000-yard season...Late in the season, posted five TD catches in three games, tying the most by a Chargers WR in a three-game stretch since 1996...Twice posted back-to-back 100-yard performances, a feat that hadn't been accomplished by a Chargers rookie since WR Don Norton did so in 1960...Started both playoff contests, registering eight catches for 163 yards (20.4 avg.) and two TDs...Entered the postseason record books with a 142-yard, two-TD performance in the AFC Divisional, marking the first two-TD catch playoff game by a Charger since Hall of Fame TE Kellen Winslow (Jan. 9, 1983) did so in an AFC Wild Card victory over at Pittsburgh...The 142 yards tied Philadelphia TE Keith Jackson (1988) for the second-most by a rookie in a playoff game in league history...<b>Awards:</b> <i>Professional Football Writers of America</i> Offensive Rookie of the Year...PFWA All-Rookie (WR)...<i>Sporting News</i> Rookie of the Year...Pepsi Next Rookie of the Year...Pepsi Next Rookie of the Week (Weeks 6, 12, 15 and 17)...<i>Sports Illustrated</i> Offensive Rookie of the Year...CBS Sports.com Offensive Rookie of the Year...<b>at Philadelphia (Sept. 15):</b> Appeared in the first NFL game of his career, posting his first two receptions for 34 yards (17.0 avg.)...Both catches moved the chains on scoring drives, with the first going for 18 yards on third-and-11 and the second good for 16 on third-and-seven...<b>at Tennessee (Sept. 22):</b> Started the first game of his career at WR...<b>vs. Dallas (Sept. 29):</b> Posted five catches for 80 yards (16.0 avg.) after opening at WR...Sustained the first scoring drive of the game with a 31-yard reception on third-and-eight...<b>at Oakland (Oct. 6):</b> Started at WR, hauling in the first TD of his career and registered his first 100-yard game (155 yards and a TD on six catches)...<b>vs. Indianapolis (Oct. 14):</b> Voted by fans as the Pepsi Next Rookie of the Week...Set a season-high with nine catches for 107 yards (11.9 avg.) and the second TD catch of his career...The 107 yards marked his second-straight 100-yard performance, becoming just the second Chargers rookie with back-to-back 100-yard receiving games, joining Don Norton (1960)...<b>at Washington (Nov. 3):</b> Started at WR, posting a season-high 128 yards and a TD on eight catches (16.0 avg.)...The game marked his third 100-yard performance of the season...Contributed on game-tying field goal drive that sent the game to overtime by hauling in a 22-yard pass on fourth-and-two...<b>at Kansas City (Nov. 24):</b> Named Pepsi Next Rookie of the Week for the second time following a fan vote...Started at WR and led all players with nine receptions for 124 yards (13.8 avg.) with eight catches and 104 yards coming in the first half...Set a team rookie record with his fourth 100-yard game of the season...<b>vs. Cincinnati (Dec. 1):</b> Posted his fifth 100-yard game of the season and his second in as many weeks, marking two back-to-back 100-yard performances during the season...Finished with game highs in catches (eight) and receiving yards (106) for a 13.3 yards-per-reception average...<b>vs. New York Giants (Dec. 8):</b> With 59 yards and two TDs on three catches (19.7 avg.), registered the first multi-TD game of his career...Both TD catches (43 and four yards, respectively) came on third down plays helping the team jump to a 24-point lead...Brought his season total to 61 receptions, passing LaDainian Tomlinson (59 in 2001) for the most by a rookie in Chargers history...<b>at Denver (Dec. 12):</b> Voted by fans as the Pepsi Next Rookie of the Week for the third time...Started at WR and posted TD catches of 19 and 10 yards on third down in the second quarter...<b>vs. Oakland (Dec. 22):</b> Hauled in three passes for 26 yards (8.7 avg.) and a TD after opening the game at WR...The four-yard TD catch in the third quarter broke a 10-10 tie and proved to be the game-winning score in the 26-13 victory...It marked his fifth TD catch in three games, tying the most by a Chargers WR in a three-game stretch since 1996...<b>vs. Kansas City (Dec. 29):</b> Capped off the regular season by winning the fan vote for his fourth Pepsi Next Rookie of the Week...Led the team with 89 yards on five catches (17.8 avg.)...Brought his season total to 1,046 receiving yards, good for No. 1 on the team and setting a Chargers rookie record...Eclipsed the 1,000-yard mark on a 38-yard catch to set up the game-tying field goal late in the fourth quarter...<b>at Cincinnati (AFC Wild Card, Jan. 5):</b> Started at WR in the first postseason game of his career...Registered two catches for 21 yards (10.5 avg.) with both receptions extending scoring drives on third down...<b>at Denver (AFC Divisional, Jan. 12):</b> Tied a team postseason record with two TDs and posted the second-most receiving yards in Chargers playoff history (142) on six catches (23.7 avg.)...The TD catches each went for 16 yards in the fourth quarter...Set up his second score with a 49-yard catch-and-run on fourth-and-five...It marked the first two-TD catch playoff game by a Charger since Kellen Winslow (Jan. 9, 1983) did so in an AFC Wild Card victory at Pittsburgh...The 142 yards tied Keith Jackson (1988) for the second-most by a rookie in a playoff game in league history.</p> <p><b>COLLEGE:</b> Played three seasons (2010-12) at California, hauling in a school-record 205 passes for 2,570 yards (12.5 avg.) and 17 TDs...Added 30 carries for 230 yards (7.7 avg.) and two TDs...Returned 21 punts for 252 yards (12.0 avg.), including one that went for a TD...Honorable mention All-Pacific-12 as a</p>						

— 78 —



junior...Earned third-team All-America, first-team All-Pac-12 and Bear Backers MVP honors as a sophomore in 2011...Recognized as second-team All-Pacific-10 as a freshman...Named Pac-10 Special Teams Player of the Week vs. Arizona State as a freshman...Received the College Football Performer of the Week four times in his career, including three as a WR and one as a punt returner.

**PERSONAL:** Given name Keenan Alexander Allen... Nickname is 'Slayer'...Born in Greensboro, N.C. ...Has two daughters, Kamari and Kaliyah, and a son, Kado... Half-brother, Zach Maynard, threw passes to him in college at California...Maynard transferred to Cal from the University of Buffalo, and the pair combined for the longest pass play in school annals, a 90-yard score in 2011 against the Washington Huskies... Close friends with Detroit WR Marvin Jones, who hosted him on a recruiting trip to California before becoming college teammates...Taught himself to play the piano using YouTube videos and has considered a career in the music industry...Taught himself how to golf when recovering from a torn ACL in the 2016 season opener...Was featured in a public service announcement, 'Dance Like a Dad,' through the U.S. Department of Health and Human Services

to inspire and support fathers to play an active role in the lives of their children...Co-hosted a two-day football camp at Ramstein Air Base in Ramstein, Germany, spending time with Active Duty Troops... Hosted a youth football camp at his alma mater, North Guilford High...Sponsors a 15-and-under AAU basketball team with the nickname 'Slayers,' like his own moniker...In 2016, teamed up with the Boys & Girls Club to introduce the program 'Catches for Kids,' where supporters can pledge donations for each catch made in-season...Participates in Community Corner, where he purchases season tickets and donates them to local youth and nonprofit organizations... Majority stakeholder of Zen Enterprises...Earned a degree in African-American studies from California...  
**High School:** Graduated from North Guilford High in Greensboro, N.C., after spending his first two prep seasons across town at Grimsley High...Earned All-America honors from *USA Today* as a senior and led the school to a 3A Mid-State Conference Title... Recognized as an All-State selection as a junior... Played alongside Maynard his freshman and sophomore years...Lettered four years in football and two in track & field.

### KEENAN ALLEN NFL STATISTICS

Year	Team	GP	GS	- Receiving -					Att	- Rushing -					Scrimmage
				No.	Yds	Avg.	Lg	TD		Yds	Avg.	Lg	TD	Yards	
2013	San Diego.....	15	14	71	1,046	14.7	43t	8	0	0	-	-	0	1,046	
2014	San Diego.....	14	14	77	783	10.2	35	4	0	0	-	-	0	783	
2015	San Diego.....	8	8	67	725	10.8	38	4	0	0	-	-	0	725	
2016	San Diego.....	1	1	6	63	10.5	15	0	0	0	-	-	0	63	
2017	Los Angeles Chargers ...	16	15	102	1,393	13.7	51	6	2	9	4.5	6	0	1,402	
2018	Los Angeles Chargers ...	16	14	97	1,196	12.3	54	6	9	75	8.3	28	0	1,271	
2019	Los Angeles Chargers ...	16	16	104	1,199	11.5	45	6	3	16	5.3	18	0	1,215	
NFL Totals .....		86	82	524	6,405	12.2	54	34	14	100	7.1	28	0	6,505	

Year	Team	No.	- Kickoff Returns -				No.	FC	- Punt Returns -				- All-Purpose -	
			Yds	Avg.	Lg	TD			Yds	Avg.	Lg	TD	Yards	
2013	San Diego.....	0	0	-	-	0	15	13	125	8.3	28	0	1,171	
2014	San Diego.....	0	0	-	-	0	11	11	99	9.0	29	0	882	
2015	San Diego.....	0	0	-	-	0	3	4	5	1.7	5	0	730	
2016	San Diego.....	0	0	-	-	0	0	0	0	-	-	0	63	
2017	Los Angeles Chargers.....	0	0	-	-	0	0	0	0	-	-	0	1,461	
2018	Los Angeles Chargers.....	1	25	25.0	25	0	1	1	0	0.0	0	0	1,277	
2019	Los Angeles Chargers.....	0	0	-	-	0	0	0	0	-	-	0	1,215	
NFL Totals.....		1	25	25.0	25	0	30	29	229	7.6	29	0	6,799	

POSTSEASON				- Receiving -					- Rushing -					Scrimmage	
Year	Team	GP	GS	No.	Yds	Avg.	Lg	TD	Att	Yds	Avg.	Lg	TD	Yards	
2013	San Diego.....	2	2	8	163	20.4	49	2	0	0	-	-	0	163	
2018	Los Angeles Chargers.....	2	1	6	112	18.7	43t	1	0	0	-	-	0	112	
Postseason Totals .....		4	3	14	275	19.6	49	3	0	0	-	-	0	275	

POSTSEASON		- Kickoff Returns -					- Punt Returns -					- All-Purpose -	
Year	Team	No.	Yds	Avg.	Lg	TD	No.	FC	Yds	Avg.	Lg	TD	Yards
2013	San Diego.....	0	0	-	-	0	0	2	0	-	-	0	163
2018	Los Angeles Chargers.....	0	0	-	-	0	0	0	0	-	-	0	112
Postseason Totals		0	0	-	-	0	0	2	0	-	-	0	275

### CAREER NFL TRANSACTIONS

- 2013** Selected by San Diego Chargers in the third round (76th overall) of NFL Draft, April 26...Signed rookie contract, May 13.
- 2015** Placed on Reserve/Injured (kidney), Nov. 3.
- 2016** Signed contract extension, June 15...Placed on Reserve/Injured (knee), Sept. 12.



# STEPHEN ANDERSON ⚡ 82

**TIGHT END | CALIFORNIA**

6-3 | 230 lbs | GLENDALE, CALIF.

FREE AGENT - 2019

EXPERIENCE: 3RD NFL SEASON

2ND YEAR WITH CHARGERS

## CAREER HIGHLIGHTS

- ▶ Recorded the best season of his career in 2017, totaling 25 receptions for 342 yards (13.7 avg.) and a touchdown.
- ▶ In a December 2017 matchup with Tennessee, recorded the best game of his career by posting single-game career highs with five receptions for 79 yards (15.8 avg.) and a touchdown.

**2019:** Played in a game for the Los Angeles Chargers...Spent the rest of the season on the practice squad for the Chargers and the New England Patriots...**vs. Denver (Oct. 6):** Made his Chargers debut, appearing on five special teams plays.

**2018:** Spent the regular season on the practice squad for the New England before being signed to the active roster for the postseason...Inactive for all three postseason games...**Awards:** Super Bowl LIII Champion...**vs. Los Angeles Chargers (AFC Divisional, Jan. 13):** Inactive (healthy scratch).

**2017:** Appeared in 15 games for the Houston Texans, starting five at TE...Hauled in 25 receptions for 342 yards (13.7 avg.) and a TD, setting or tying career highs for each...Had a catch in 10-straight games to start the season...**vs. Jacksonville (Sept. 10):** Opened the game at TE for the first start of his career...Finished with a pair of receptions for 14 yards (7.0 avg.)...**vs. Indianapolis (Nov. 5):** Recorded 44 receiving yards on four catches (11.0 avg.)...**at Tennessee (Dec. 3):** Made his third start at TE of the season, registering the best game of his career...Set single-game career highs with five receptions for 79 yards (15.8 avg.) and a TD.

## HONORS AND AWARDS

**2018:** Super Bowl LIII Champion

**2016:** Saw action in 13 regular-season games, catching 11 passes for 93 yards (8.5 avg.) and a TD...Appeared in a pair of postseason games...**vs. Chicago (Sept. 11):** Made his NFL debut, setting season highs with three receptions for 25 yards (8.3 avg.)...**at Jacksonville (Nov. 13):** Hauled in a seven-yard catch for a TD, the first scoring grab of his career...**vs. Oakland (AFC Wild Card, Jan. 7):** Made his NFL postseason debut, appearing on four offensive plays and 30 on special teams...**at New England (AFC Divisional, Jan. 14):** Played four snaps on offense and 21 on special teams.

**COLLEGE:** Played four seasons (2012-15), redshirting in 2011...Appeared in 37 career games with 25 starts for the Golden Bears...Ended his career with 101 receptions for 1,260 yards (12.5 avg.) and seven TDs...Earned honorable mention All-Pacific-12 as a junior and senior...Named Cal's Ken Cotton Award-winner as the team's most courageous player in each of his final two seasons...Posted his best season as a junior, finishing with 46 catches for 661 yards (14.4 avg.) and five TDs...Registered the best game of his career in 2014, recording 117 yards on nine receptions (13.0 avg.).



**PERSONAL:** Given name Stephen Todd Anderson Jr. ...Nickname is 'DBOP'...Born in San Jose, Calif. ...Aunt, Shawna, ran track ran at California...Father, Stephen Sr., walked on for a year on the California football team...Uncle, Ira, served in the Army and is currently an Oakland police officer...Grew up with Byron and Cameron Marshall, brothers who both played RB in college and professionally...Played basketball against Orlando Magic F Aaron Gordon in his youth, having to guard the eventual All-American in games...Played football in his youth against Green Bay WR Davante Adams...Began investing in real estate as rental properties in Texas...Enjoys reading, doing yoga and longboarding in his leisure...Plans on utilizing his degree after his playing career by pursuing work as a physical therapist or doctor...Earned a degree in public health from California...

**High School:** Totaled 83 receptions for 1,340 yards (16.2 avg.) and 14 TDs as a senior at Piedmont Hills High in San Jose, Calif. ...Led the team to an 11-2 record en route to a Central Coast Section title...Had three games with double-digit catches and posted a career-high 205 yards on eight catches (25.6 avg.), including a 95-yard TD...Added a pair of TDs on punt returns as a senior...Defensively, had 121 tackles, five passes defended and a forced fumble...Blocked a field goal on special teams...Lettered four years in football, four years in basketball and a year in track & field.

## BEYOND THE BOLT



*Anderson started the Elevate Our Youth Foundation in 2017, which began providing free youth football camps at his alma mater, Piedmont Hills High in San Jose, Calif. In 2019, over 200 campers ages seven to 13 participated and there were 121 that attended the inaugural camp in 2017. Anderson donated \$10,000 to the school in 2017, saying, "Being able to come back and just be face-to-face with these kids, running around with these kids, I think this was very important to show the kids that it is possible."*

## STEPHEN ANDERSON NFL STATISTICS

		- Receiving -							- Rushing -					Scrimmage
Year	Team	GP	GS	No.	Yds	Avg.	Lg	TD	Att	Yds	Avg.	Lg	TD	Yards
2016	Houston	13	0	11	93	8.5	14	1	0	0	-	-	0	93
2017	Houston	15	5	25	342	13.7	42	1	0	0	-	-	0	342
2019	Los Angeles Chargers	1	0	0	0	-	-	0	0	0	-	-	0	0
NFL Totals		29	5	36	435	12.1	42	2	0	0	-	-	0	435
POSTSEASON														
Year	Team	GP	GS	No.	Yds	Avg.	Lg	TD	Att	Yds	Avg.	Lg	TD	Yards
2018	New England	0	0	0	0	-	-	0	0	0	-	-	0	0

## CAREER NFL TRANSACTIONS

- 2016** Signed by Houston Texans as undrafted free agent, May 6.
- 2018** Waived by Texans with an injury designation, Sept. 1... Signed by New England Patriots to practice squad, Sept. 6.
- 2019** Signed to active roster, Jan. 8...Waived by Patriots, Aug. 31...Signed by Patriots to practice squad, Sept. 1...Released by Patriots from practice squad, Sept. 9... Signed by Los Angeles Chargers to practice squad, Sept. 11...Signed to active roster, Oct. 1...Waived by Chargers, Oct. 12...Signed by Chargers to practice squad, Oct. 15...Re-signed by Chargers to Reserve/Future contract, Dec. 31.



# MICHAEL BADGLEY ⚡ 4

**KICKER | MIAMI**

5-10 | 183 lbs | SUMMIT, N.J.

FREE AGENT - 2018

EXPERIENCE: 3RD NFL SEASON

3RD YEAR WITH CHARGERS

## CAREER HIGHLIGHTS

- ▶ Named AFC Special Teams Player of the Week in a Week 14 win over Cincinnati in 2018 for a 14-point performance where he made both extra points and all four field goals, including a team-record 59-yarder.
- ▶ Set team records for a kicker through the first 16 games of his career with 122 points and 27 made field goals.
- ▶ Finished his rookie campaign by making 15 field goals on 16 attempts (93.8 pct.) for a single-season franchise record percentage with at least 15 makes.
- ▶ In the AFC Wild Card win at Baltimore, set single-game team postseason records with five field goals and 15 total points.
- ▶ Set Chargers all-time marks for the most points by a kicker through his first seven (62 points), five (43) and four (34) career games.

**2019:** Played in eight games, making 13-of-16 field goal attempts (81.3 pct.) and all 19 extra points for a total of 58 points...Inactive the first eight games of the season due to injury...Set team marks for kickers through the first 16 games of a career with 122 points and 27 made field goals...**vs. Indianapolis (Sept. 8):** Inactive (groin)...**at Detroit (Sept. 15):** Inactive (right groin)...**vs. Green Bay (Nov. 3):** Made his season debut by nailing four out of five field goals (80.0 pct.) and two extra points to total 14 points...**at Oakland (Nov. 7):** Made three extra points and a 27-yard field goal for a total of six points...**vs. Kansas City (Estadio Azteca, Nov. 18):** Totaled 12 points, making three field goals on four attempts (75.0 pct.)...**at Denver (Dec. 1):** Made both extra points and two field goals, reaching eight points to eclipse 30 on the year...**at Jacksonville (Dec. 8):** Tied a single-game career high with six made extra points while also making his lone field goal attempt on the day...Set a team record by reaching 118 points in his 15th game, the most through the first 16 games of a career by a kicker in Chargers history...**vs. Minnesota (Dec. 15):** Made a field goal and an extra point...The made field goal marked the No. 27 of his career, setting a team mark for the most made field goals through the

first 16 games of a career...**vs. Oakland (Dec. 22):** Made a 27-yard field goal and both extra points...**at Kansas City (Dec. 29):** Made all three extra point attempts on the day.

**2018:** Named AFC Special Teams Player of the Week for his efforts in a Week 14 win over Cincinnati: Totaled 14 points by making both extra points and all four field goal attempts, including a team record-setting 59-yard field goal to end the first half...Appeared in 10 games, making 27 extra point attempts and 15 field goals for a total of 72 points, including a season-long field goal of 59 yards to set a Chargers record...Made 93.8 percent of his field goal attempts (15-of-16), setting a franchise mark for single-season field goal percentage with at least 15 makes...Set a team record for most points by a kicker through seven career games (62), five career games (43) and four career games (34)...Became the first Chargers kicker in history to make eight field goals through the first four games of his career...Set team record for the most points by a kicker without a missed kick over his first three career games (24) and through his first two career games (16)...In the first game of his career, made five PATs to tie Steve DeLine (1988) for the most in a player's first career game in Chargers history...Registered nine touchbacks on 54 kickoffs...Recorded two special teams tackles...Appeared in both of the team's postseason contests, totaling 17 points while making 83.3 percent (five-of-six) field goals and both extra points...In the AFC Wild Card, made five-of-six field goals (83.3 pct.) in the postseason for a total of 15 points, setting all-time team postseason marks in for most made field goals (five) and points (15)...**Awards:** AFC Special Teams Player of the Week (Week 14)...ProFootballTalk Special Teams Rookie of the Year...**at Cleveland (Oct. 14):** Made his NFL debut in place of injured K Caleb Sturgis...Successfully kicked a 44-yard field goal and five extra points...His five made PATs tied for the most in a player's first career game in Chargers history (Steve DeLine, 1988)...**vs. Tennessee (Wembley Stadium, Oct. 21):** Appeared in the second game of his career for Caleb Sturgis...Totaled eight points on two made field goals and two extra points...Set a team record for the most points by a kicker (16) without a missed kick over his first two career games...Added a tackle on special teams...**at Oakland (Nov. 11):** Made both field goal attempts and both extra point tries for a total of eight points...Set a team record for the most points

## HONORS AND AWARDS

**2018:** AFC Special Teams Player of the Week  
(Week 14 vs. Cincinnati)

by a kicker (24) without a missed kick over the first three games of his career...**vs. Denver (Nov. 18):** Converted all three field goals and an extra point... Brought his career total to eight made field goals and 34 points, both being the most by a Chargers kicker of the first four games of his career...**vs. Arizona (Nov. 25):** Converted his lone field goal and all six extra point attempts for a total of nine points...Raised his career total to 43 points, setting a team mark for the most by a kicker through five career games...Notched a tackle on special teams...**at Pittsburgh (Dec. 2):** Made both extra point attempts and a game-winning field goal as time expired for the first such kick of his career...**vs. Cincinnati (Dec. 9):** Set a team mark for the longest field goal in franchise history, hitting a 59-yard attempt from the right hash to close out the first half...Finished with 14 points after making all four field goal attempts and both extra points...Increased his career total to 62 points, passing Dennis ParTEE (58) for the most by a Chargers kicker through seven career games...**at Kansas City (Dec. 13):** Did not attempt a field goal, but made all three extra point attempts for three points...**vs. Baltimore (Dec. 22):** Made both kicks on the night (one extra point and one field goal)...**at Denver (Dec. 30):** Made all three extra points on the day...**at Baltimore (AFC Wild Card, Jan. 6):** Made his NFL postseason debut...Set records for the most made field goals (five) and most points scored (15) by a Charger in a postseason game...Made a 53-yard field goal from the right hash in the first quarter, good for the second-longest in team postseason annals...**at New England (AFC Divisional, Jan. 13):** Made both extra points and attempted a pair of onside kicks.

## BEYOND THE BOLT



Badgley began working with The Brooke Healey Foundation last offseason to build awareness and raise research funds for Diffuse Intrinsic Pontine Glioma. DIPG is an inoperable and aggressive tumor in the middle of the brain stem that only affects children. The New Jersey-based foundation helps families dealing with pediatric cancers and honors Brooke Healey, a five-year-old that had an eight-month battle with DIPG in 2013. Badgley raised awareness for the foundation last year through the NFL's My Cause, My Cleats initiative.

**COLLEGE:** Played four seasons (2014-17) at Miami, appearing in 49 career games...Posted 403 points on his career...Made 77-of-97 field goals (79.4 pct.), including a career-long 57-yard attempt as a sophomore...Finished his career as Miami's all-time leader in made field goals...Successfully converted 172 extra points for the Hurricanes...Recorded 92 touchbacks on 190 kickoffs...Earned All-Atlantic Coast Conference honors as a sophomore, junior and senior, including first-team recognition in his final season...Ended his senior year as a Lou Groza Award semifinalist...Posted back-to-back seasons with 115 points or more as a sophomore (115) and junior (116).

**PERSONAL:** Given name Michael Badgley...Born in Summit, N.J. ...Brother, Peter, played college lacrosse at Providence College...Attended Fork Union Military Academy following high school...Active in team community initiatives...Earned a degree in public relations from Miami...**High School:** Ranked as the No. 1 kicker by 247Sports...Lettered three years in football at Summit (N.J.) Senior High...Also lettered in hockey (four years) and lacrosse (three years).

## MICHAEL BADGLEY NFL STATISTICS

		- Field Goals -					- PAT -					- Total -
Year	Team	GP	FG	FGA	Pct.	Lg	XP	XPA	Pct.	Block		Points
2018	Los Angeles Chargers...	10	15	16	93.8	59	0	27	28	96.4	0	72
2019	Los Angeles Chargers...	8	13	16	81.3	49	0	19	19	100.0	0	58
NFL Totals .....		18	28	32	87.5	59	0	46	47	97.9	0	130

		- 0-19 Yards -			- 20-29 Yards -			- 30-39 Yards -			- 40-49 Yards -			- 50+ Yards -		
Year	Team	FG	FGA	Pct.	FG	FGA	Pct.	FG	FGA	Pct.	FG	FGA	Pct.	FG	FGA	Pct.
2018	Los Angeles Chargers...	0	0	-	4	4	100.0	5	5	100.0	5	5	100.0	1	2	50.0
2019	Los Angeles Chargers...	0	0	-	5	5	100.0	2	2	100.0	6	8	75.0	0	1	0.0
NFL Totals .....		0	0	-	9	9	100.0	7	7	100.0	11	13	84.6	1	3	33.3

		- Field Goals -					- PAT -					- Total -
Year	Team	GP	FG	FGA	Pct.	Lg	XP	XPA	Pct.	Block		Points
2018	Los Angeles Chargers...	2	5	6	83.3	53	1	2	2	100.0	0	17

		- 0-19 Yards -			- 20-29 Yards -			- 30-39 Yards -			- 40-49 Yards -			- 50+ Yards -		
Year	Team	FG	FGA	Pct.	FG	FGA	Pct.	FG	FGA	Pct.	FG	FGA	Pct.	FG	FGA	Pct.
2018	Los Angeles Chargers...	0	0	-	1	1	100.0	1	1	100.0	2	3	66.7	1	1	100.0

## CAREER NFL TRANSACTIONS

**2018** Signed by Indianapolis Colts as undrafted free agent, May 1...Waived by Colts, Sept. 1...Signed by Los Angeles Chargers, Oct. 11...Waived by Chargers, Oct. 30...Signed by Chargers to practice squad, Nov. 1...Signed to active roster, Nov. 5.



# JOEY BOSA ⚡ 97

DEFENSIVE END | OHIO STATE

6-5 | 280 lbs | FORT LAUDERDALE, FLA.

DRAFT 1 - 2016

EXPERIENCE: 5TH NFL SEASON

5TH YEAR WITH CHARGERS

## CAREER HIGHLIGHTS

- ▶ Two-time Pro Bowl selection (2017, '19 seasons) and was named All-AFC by the Professional Football Writers of America in each of those two seasons while earning All-Pro recognition last year from *Sporting News*.
- ▶ As a rookie in 2016, was named Defensive Rookie of the Year by *The Associated Press* and *PFWA* and was twice recognized as NFL Defensive Rookie of the Month (October and December).
- ▶ Named AFC Defensive Player of the Week last year for his performance in the Week 8 win at Chicago – 12 tackles (eight solo), two sacks and six tackles for loss.
- ▶ Awarded Pepsi Rookie of the Week (Week 7 of 2016) in a fan vote, All-Rookie by *PFWA* and Chargers Co-Lineman of the Year in 2016.
- ▶ Registered 19 sacks in the first 20 games of his career, topping LB Aldon Smith (18.5) for the most in a player's first 20 career games in NFL history.
- ▶ Set single-season career highs in 2017 in tackles (99), solo stops (61), assisted tackles (38), sacks (12.5) and forced fumbles (four).
- ▶ Moved to No. 8 in Chargers history in career sacks with 40.0, passing DEs Burt Grossman and Chris Mims (38.0 each).
- ▶ Last year, started all 16 games to post 92 tackles (59 solo), 11.5 sacks, a career-high 21.5 tackles for loss and a forced fumble.
- ▶ Had at least 10 sacks in three of his first four seasons, trailing only DE Dwight Freeney, Hall of Fame LB Derrick Thomas and Hall of Fame DE Reggie White (all did so in each of their first four seasons).
- ▶ In 2017, combined with DE Melvin Ingram to total 23 sacks between them and rank as the No. 2 sack duo in the NFL.
- ▶ Last season, had three-straight multi-sack games, including back-to-back games with two-plus sacks, the first Charger to do so since LB Kevin Burnett in 2010.
- ▶ Became the first Chargers rookie since LB Shawne Merriman in 2005 (10.0 sacks) and just fifth in team history since 1982 to record double-digit sacks, joining Merriman, DE Chris Mims (1992), DE Burt Grossman (1989) and DE Leslie O'Neal (1986).
- ▶ Closed out his rookie season with at least a half-sack in each of the team's final six games, the longest stretch by a Charger since 2001.

**2019:** Selected to his second Pro Bowl, but did not participate and was replaced by Los Angeles Chargers DE Melvin Ingram III...Named All-AFC (DE) by the *Professional Football Writers of America* and All-Pro (DE) by *Sporting News*...Named AFC Defensive Player of the Week for his efforts in a Week 8 win at Chicago: 12 tackles (eight solo), two sacks and six tackles for loss...Started all 16 games at DE, finishing second on the team with 92 tackles (59 solo)...Recorded his third career double-digit sack season with 11.5 sacks and 21.5 tackles for loss...Added a forced fumble...Reached 40 career sacks, becoming the eighth player in history to do so in a Chargers uniform...Posted three-straight multi-sack games, including back-to-back games with two-plus sacks, the first Charger to do so since LB Kevin Burnett in 2010...**Awards:** Pro Bowl Selection (Second)...*Professional Football Writers of America* All-AFC (DE)...*Sporting News* All-Pro (DE)...AFC Defensive Player of the Week (Week 8)...Pro Football Focus Second-Team All-Pro (EDGE)...Pro Football Journal First-Team All-AFC (DE)...**vs. Indianapolis (Sept. 8):** Finished with 10 tackles (five solo), an eight-yard sack and a tackle for loss...Sped past T/G Graden Smith to bring QB Jacoby Brissett down for the sack late in the second quarter...**at Detroit (Sept. 15):** Recorded six tackles (four solo)...Ripped through a block by G Joe Dahl in the third quarter to combine with Melvin Ingram to stop RB Kerryon Johnson for no gain on third-and-two to force a punt...**vs. Houston (Sept. 22):** Totaled five tackles (three solo)...Posted 1.5 tackles for loss, including a half-sack with LB Thomas Davis Sr., that dropped the Texans for a nine-yard loss...Early in the game, forced QB Deshaun Watson to double-clutch his throw, resulting in a fumble recovered by DB Desmond King II...On the sack, sprinted by G/T Tytus Howard and RB Duke Johnson before dropping Watson with Davis on third-and-nine...**at Miami (Sept. 29):** Recorded a half-sack and finished with six tackles (three solo)...Beat blocks of TE Durham Smythe and T Isaiah Prince to split the sack with Desmond King at the end of the first half...Made his presence felt in the third quarter, forcing QB Josh Rosen to step up and scramble into a sack shared by Thomas Davis and DT Jerry Tillery...**vs. Denver (Oct. 6):** Played in the 40th game of his career...Finished with seven solo stops, a sack and two tackles for loss...On the sack, sprinted past G/T Elijah Wilkinson to spin QB Joe Flacco down for the six-yard loss...Beat Wilkinson earlier in the game to corral RB Phillip Lindsay for a three-yard loss on an off-tackle

## HONORS AND AWARDS

- 2019:** 2020 NFL Pro Bowl Selection (Second)  
Professional Football Writers of America  
All-AFC (DE)  
Sporting News All-Pro (DE)  
AFC Defensive Player of the Week  
(Week 8 at Chicago)
- 2017:** 2018 NFL Pro Bowl Selection (First)  
PFWA All-AFC (DE)
- 2016:** The Associated Press  
Defensive Rookie of the Year  
PFWA Defensive Rookie of the Year  
PFWA All-Rookie (DL)  
Chargers Co-Lineman of the Year  
NFL Defensive Rookie of the Month  
(October – First)  
NFL Defensive Rookie of the Month  
(December – Second)  
Pepsi Rookie of the Week (Week 7 at Atlanta)

run...**vs. Pittsburgh (Oct. 13):** Recorded six tackles (four solo)...**at Tennessee (Oct. 20):** Posted 10 tackles (six solo), including a pair of sacks that totaled 17 yards...Forced a fumble...Had a strip-sack in the third quarter, spinning out of a block by T Taylor Lewan to hit a scrambling QB Ryan Tannehill from behind to force the fumble...Had another sack later in the third quarter, using a swim move to get by G Jamil Douglas to spin Tannehill down on third-and-six, forcing a Titans punt...**at Chicago (Oct. 27):** Named AFC Defensive Player of the Week for his performance...Set a season high with 12 tackles (eight solo), two sacks and six tackles for loss...Registered the second game with two-plus sacks in as many weeks, becoming the first Charger since Kevin Burnett in 2010 to do so...Utilized a speed rush around the edge of OL Bobby Massie to drop QB Mitchell Trubisky for a seven-yard sack on third-and-11...Played a read-option perfectly in the first quarter, tackling Trubisky for a one-yard loss...Sacked Trubisky again in the fourth quarter by sprinting by Massie...**vs. Green Bay (Nov. 3):** Extended his streak of multi-sack games to three-straight, finishing with three tackles (two solo) and the 1.5 tackles for loss...The sacks marked the first of his career of QB Aaron Rodgers...On his full sack, ripped through the block of T David Bakhtiari on an inside move to drop Rodgers for a nine-yard loss...Sped past Bakhtiari again in the third quarter to split a sack with Melvin Ingram...**at Oakland (Nov. 7):** Saw his streak of games with a sack come to an end...Recorded three tackles (two solo) and a tackle for loss...**vs. Kansas City (Estadio Azteca, Nov. 18):** Posted three tackles (two solo)...**at Denver (Dec. 1):** Assisted on a pair of tackles...**at Jacksonville (Dec. 8):** Recorded two sacks and three tackles for loss, finishing with five tackles (three solo)...The two sacks moved him into sole possession of No. 8 on the team's all-time sacks list...In the first half, drove OL Cam Robinson back before shedding the block and wrapping up QB Gardner Minshew II for a four-yard sack...Pulled an outside move on Robinson in the second half, chasing Minshew down for a sack from behind after Minshew was prevented from scrambling by DT Justin Jones...

**vs. Minnesota (Dec. 15):** Registered five solo tackles and a tackle for loss...**vs. Oakland (Dec. 22):** Posted six tackles (four solo), a nine-yard sack and two tackles for loss...The sack gave him 40 for his career, the eighth Charger in history to eclipse that mark...Used a swim move to get by T Kolton Miller in the second quarter to drag down QB Derek Carr for an eight-yard sack...In the second half, fought through the block of Miller to drop RB DeAndre Washington for a two-yard loss...**at Kansas City (Dec. 29):** Finished with three tackles (one solo)...Forced QB Patrick Mahomes to his right, resulting in an INT by CB Michael Davis.

**2018:** Appeared in seven games with six starts at DE...Missed the first nine games due to injury...Posted 24 tackles (19 solo), 5.5 sacks, 7.5 tackles for loss and a fumble recovery...Passed LB Billy Ray Smith (26.5) for 10th on the team's all-time sacks list...Finished the regular season with 28.5 career sacks, passing DE Chris Mims (28.0) for the second-most sacks by a Charger over his first three seasons...Started both postseason games at DE, totaling three tackles (two solo), a tackle for loss and a six-yard sack...**vs. Kansas City (Sept. 9):** Inactive (foot)...**vs. Denver (Nov. 18):** Made his season debut, registering a solo tackle...Made his presence felt in the first quarter, sprinting untouched off the edge to force QB Case Keenum to roll to his right and throw the ball away...Nearly sacked Keenum in the fourth quarter after powering past T Garrett Bolles on third-and-two to force a Denver punt...**vs. Arizona (Nov. 25):** Started at DE for the first time in 2018...Finished with five tackles (four solo), two tackles for loss and two sacks...Recorded his first sack in the second quarter after powering past OL Andre Smith to bring down QB Josh Rosen for an 11-yard sack...Got to Rosen for the second time for a seven-yard loss after beating Smith with a speed rush in the fourth quarter...**at Pittsburgh (Dec. 2):** Posted a season-high six tackles (four solo), including a 10-yard sack early in the fourth quarter...On the play, pulled an inside spin-move on T Matt Feiler to get into the backfield and bring down QB Ben Roethlisberger...Opened the game at DE...**vs. Cincinnati (Dec. 9):** Registered six solo stops, including a 10-yard sack, after starting at DE...Moved past Billy Ray Smith for No. 10 in career sacks in team annals by beating the chip blocks of RB Joe Mixon and T Bobby Hart to bring down QB Jeff Driskel...**at Kansas City (Dec. 13):** Opened the game at DE...Finished with a solo stop...**vs. Baltimore (Dec. 22):** Posted two tackles (one solo), including a half-sack and 1.5 tackles for loss...Split a one-yard sack with DT Darius Philon after QB Lamar Jackson was forced to scramble due to pressure from DE Melvin Ingram III...Slipped into the backfield for G/C Matt Skura in the fourth quarter to bring down RB Kenneth Dixon for a two-yard loss...Started at DE...**at Denver (Dec. 30):** Opened the game at DE...Registered three tackles (two solo), including two tackles for loss and a four-yard sack...Recovered a fumble...Forced a Denver field goal at the end of the first half by sprinting around T Jared Veldheer to bring down QB Case Keenum...Dropped Keenum for a four-yard loss on an aborted snap in the third quarter for his second tackle for loss on the day...Recovered a fumble that was forced by S Adrian Phillips stripping WR Tim Patrick



GENERAL INFORMATION	<p>midway through the third quarter...<b>at Baltimore (AFC Wild Card, Jan. 6):</b> Part of a defense that set team postseason records for the fewest single-game net yards allowed (229), including a record 69 in the first half, which was the fewest allowed in a postseason game since the 2006 AFC Wild Card...Contributed on</p>
RECORDS & HISTORY	<p>Bosa's family has long been part of the NFL. He and his brother, Nick – who was selected second overall by San Francisco in the 2019 NFL Draft – are the newest members of the family to put on shoulder pads at the professional level. Their cousin, Jake Kumerow, entered the league in 2015 and is currently on the Green Bay roster. Joey and Nick's father, John, was taken No. 16 overall in 1987 by Miami. Eric Kumerow is John Bosa's brother-in-law and Jake's father. He was a first-round pick of the Dolphins one year after John. Joey and Nick's grandfather, Palmer Pyle Jr., played at Michigan State before being drafted by the Baltimore Colts. Their great-uncle, Mike, was a center for Chicago for nine seasons.</p>
2019 IN REVIEW	<p>In the 2019 offseason, Bosa appeared as an extra in the final season of 'Game of Thrones.' He flew to Belfast, Northern Ireland, to film. "It was a lot of work and time. It was freezing cold in Belfast in the middle of the night," Bosa said. "I love the writers. Thanks for having me out there."</p>
DRAFT PICKS & FREE AGENTS	<p>Bosa hosted Caleb Jones-Moreno, a patient at Children's Hospital Los Angeles at Hoag Performance Center in December 2019, playing a game of Madden with Caleb and presenting the 11-year old with two tickets to Super Bowl LIV. The two initially met when Bosa was doing a hospital visit in September.</p>
BOSA	<p>In each of the past two seasons, Bosa participated with patients and their families from the Pediatric Cancer Research Foundation for Halloween at Hoag Performance Center. Players were placed at stations along a trick-or-treat trail throughout the facility, interacting with the children and their families as they passed by. The night also included a photo booth, arts &amp; crafts, spooky snacks and a family-friendly movie.</p>
FRONT OFFICE	<p>A strong supporter of funding for research to find a cure for pediatric cancer, Bosa penned an article to Sports Illustrated about the cleats he wore for the NFL's My Cause, My Cleats initiative in 2017. The cleats he donned for the Dec. 3 home game against the Browns were designed by Sean, a friend that Bosa made when visiting the MD Anderson Cancer Center in Houston while playing for Ohio State. They were designed gold, the color for pediatric cancer, and on the side, they said, 'Children Deserve #MoreThan4.' Sean had opened Bosa's eyes about how only four percent of all money raised for cancer research goes to pediatric cancer, inspiring the slogan on the cleats. Bosa made those cleats flash on the highlight reels that week – leading the team with seven solo tackles, three tackles for loss and a strip-sack in the fourth quarter to force a turnover.</p>
COMMUNITY	<div><div>BEYOND THE BOLT</div></div> <p>a pass rush that tied a team postseason record with seven sacks on the day...Recorded two solo tackles, a tackle for loss and a six-yard sack...On the play, lined up over G/T James Hurst, overpowering him to chase down Lamar Jackson to force a punt...Made his career postseason debut, starting at DE...<b>at New England (AFC Divisional, Jan. 13):</b> Participated on 69 plays on defense and assisted on a tackle.</p> <p><b>2017:</b> Selected to his first Pro Bowl, but did not participate and was replaced by Los Angeles Chargers DE Melvin Ingram...Named All-AFC (DE) by the Professional Football Writers of America... Started all 16 contests at DE...Led the team with 99 tackles (61 solo), including 17.5 tackles for loss and 12.5 sacks...Totaled the most sacks (19.0) in a player's first 20 career games since the sack became an official statistic in 1982, passing LB Aldon Smith (18.5)...Brought his career total to 23 sacks, moving past DT Shawn Lee, DE Marcellus Wiley and DT Corey Liuget for sole possession of 12th in team annals... His 12.5 sacks ranked second in the AFC and No. 7 in the NFL in 2017...Posted four games with a strip-sack, including back-to-back games (Weeks 5 and 6)...Part of a defensive unit that ranked tied for fifth in the NFL with 43 sacks...Combined with Ingram (10.5 sacks), was the No. 2 sack duo in the NFL with 23 sacks between the two of them...<b>Awards:</b> Pro Bowl Selection (First)...Professional Football Writers of America All-AFC (DE)...Pro Football Journal Second-Team All-AFC (DE)...<b>at Denver (Sept. 11):</b> Started at DE and posted six tackles (three solo), registering 1.5 tackles for loss and 1.5 sacks...The 1.5 sacks tied with Melvin Ingram for a game high...It marked his seventh-consecutive game with at least a half-sack... Brought down QB Trevor Siemian in the first quarter for his first sack of the season after powering past T Menelik Watson...In the fourth quarter, split a sack of Siemian with Ingram to force third-and-13...<b>vs. Miami (Sept. 17):</b> Opened the game at DE, registering six tackles (five solo) and a tackle for loss... Saw his streak of seven games with at least a half-sack come to an end...<b>vs. Kansas City (Sept. 24):</b> Posted a season-high nine tackles (four solo), including a six-yard sack of QB Alex Smith on third-and-seven... Got past G Laurent Duvernay-Tardif with a swim move to get to Smith, who was forced up in the pocket by OLB Nigel Harris...<b>vs. Philadelphia (Oct. 1):</b> Made the 15th start of his career...Registered seven tackles (three solo)...<b>at New York Giants (Oct. 8):</b> Tied a career high with two sacks, including a strip-sack of QB Eli Manning for his first forced fumble of the season...Pushed back T Bobby Hart and G John Jerry to collapse the pocket before swatting the football out of Manning's hand to force the fumble...Totaled eight tackles (six solo), two sacks, three tackles for loss and the forced fumble...<b>at Oakland (Oct. 15):</b> Registered his second strip-sack in as many weeks, powering past T Marshall Newhouse on third-and-11 to knock the ball out of the hands of QB Derek Carr... Brought his season total to 5.5 sacks and marked the 16th sack of his career...Finished with five tackles (three solo), a sack, a tackle for loss and a forced fumble...<b>vs. Denver (Oct. 22):</b> Surpassed 90 career tackles and 18.0 career sacks, totaling five tackles (two solo), two sacks, two tackles for loss and a pass</p>

- 86 -



defensed...The two sacks matched a career high... On the first sack, beat a cut-block from T Garrett Bolles to spin QB Trevor Siemian down from behind for a one-yard loss...Later in the third quarter, beat T Allen Barbre around the edge to deflect Siemian's throw, nearly resulting in an INT...Posted his second sack of the day after speeding past Barbre for a five-yard loss in the fourth quarter...**at New England (Oct. 29):** Started at DE, marking the 20th game played of his career...Totalled five tackles (four solo) two tackles for loss and a sack...The sack marked No. 19 of his career, passing Aldon Smith (18.5) for the most in a player's first 20 career games since the sack became an official statistic in 1982...On the play, powered past T Marcus Cannon to spin QB Tom Brady down for a nine-yard loss...In the fourth quarter, forced Brady to roll to his right before DT Darius Philon registered a seven-yard sack...**at Jacksonville (Nov. 12):** Made the 20th start of his career, opening the game at DE...Posted six tackles (five solo), a six-yard sack, a tackle for loss and a pass defensed...The sack marked No. 20 for his career, moving him into sole possession of 16th on the Chargers all-time sacks list...In the third quarter, applied pressure with Melvin Ingram on QB Blake Bortles before corraling him for the sack...Later on, forced Bortles to throw under duress off of his back foot on third down resulting in an INT by S Tre Boston...**vs. Buffalo (Nov. 19):** Posted a strip-sack of QB Tyrod Taylor in the third quarter that was recovered by Melvin Ingram for a 39-yard TD...Pulled a swim-move on T Jordan Mills to reach Taylor for the strip-sack on fourth-and-four, marking his sixth-straight game with a sack...The sack brought his season total to 10.5, matching the output of his rookie season in 2016...It marked the 21st sack of his career, moving into a tie for 15th in team annals with Corey Liuget...Applied pressure or had a QB hit on each of the INTs thrown by QB Nathan Peterman in the first half...Provided a block for ILB Corey Toomer on his 59-yard pick-six in the first quarter...**at Dallas (Nov. 23):** Finished with six tackles (four solo)...Saw his six-game sack streak come to an end...In the first quarter, collapsed the pocket with Melvin Ingram to force QB Dak Prescott to step up into a sack by Corey Liuget...Ran a stunt with Liuget in the third quarter to chase Prescott out of the pocket and force him to throw the ball out of bounds...Coupled with Ingram, forced Prescott to roll to his left and throw a pass intended for WR Cole Beasley that was picked off by CB Desmond King and returned 90 yards for a TD...**vs. Cleveland (Dec. 3):** Recorded seven solo tackles, including three tackles for loss and a five-yard sack in the fourth quarter when he forced a fumble...Registered a strip-sack in the fourth quarter, chasing down QB DeShone Kizer as he scrambled to his left to force the fumble that was recovered by ILB Denzel Perryman...**vs. Washington (Dec. 10):** Posted four tackles (two solo) on 36 defensive plays after opening the game at DE...**at Kansas City (Dec. 16):** Started at DE for the 25th time in his career and played 58 snaps on defense...Registered seven tackles (four solo)...**at New York Jets (Dec. 24):** Posted seven tackles (four solo)...Applied pressure with Darius Philon and DE Isaac Rochell late in the second quarter to collapse the pocket as Rochell recorded the first sack

of his career...**vs. Oakland (Dec. 31):** Finished with nine tackles (four solo), a sack, a tackle for loss and a fumble recovery...Powered through a double-team by T David Sharpe and G Kelechi Osemele to bring down QB Derek Carr for a six-yard sack...Recovered a Carr fumble forced by Darius Philon on fourth-and-one in the fourth quarter.

**2016:** Named Defensive Rookie of the Year by *The Associated Press* and the *Professional Football Writers of America*...Recognized as All-Rookie (DL) by the PFWA...Earned Chargers Co-Lineman of the Year honors...Named NFL Defensive Rookie of the Month for October...For the month, recorded 13 tackles, six tackles for loss and four sacks...Recognized as NFL Defensive Rookie of the Month for December...Registered 27 tackles, nine tackles for loss and six sacks over the season's final month...Became the first player since DE Dwight Freeney in 2002 to win multiple Defensive Rookie of the Month awards...Voted by fans as the Pepsi Rookie of the Week for his efforts in a Week 7 overtime win at Atlanta: Four tackles, two sacks and two tackles for loss...Appeared in 12 games with 11 starts...Missed the season opener on the roster exemption list and was inactive for the next three contests with a hamstring injury...Finished with 48 tackles (33 solo), 10.5 sacks and 19 tackles for loss...Broke up two passes and forced a fumble...His team-high 10.5 sacks led all rookies and were the most by a rookie since 2011...Became the first Chargers rookie since LB Shawne Merriman in 2005 (10.0 sacks) and just fifth in team history since 1982 to record double-digit sacks, joining Merriman, DE Chris Mims (1992), DE Burt Grossman (1989) and DE Leslie O'Neal (1986)...Ended the season with at least a half-sack in each of the team's final six games, the longest stretch by a Charger since DE Marcellus Wiley posted sacks in seven-straight contests to open the 2001 season...**Awards:** Selected as a fourth-alternate for the Pro Bowl...*The Associated Press* Defensive Rookie of the Year...*Professional Football Writers of America* Defensive Rookie of the Year...PFWA All-Rookie (DL)...Chargers Co-Lineman of the Year...Defensive Rookie of the Month (October and December)...Pepsi Rookie of the Week (Week 7)...ESPN Defensive Rookie of the Year...*Sports Illustrated* Defensive Rookie of the Year...Pro Football Talk Defensive Rookie of the Year...Pro Football Journal First-Team All-Rookie (DE)...Mel Kiper Defensive Rookie of the Year...Mel Kiper First-Team All-Rookie (DE)...**vs. Jacksonville (Sept. 18):** Inactive (hamstring)...**at Oakland (Oct. 9):** Made his NFL debut, totaling five tackles and two sacks...Became just the fifth player since realignment in 2002 to record two sacks in his NFL debut...Recorded a 12-yard sack late in the first half and a four-yard sack late in the fourth quarter...Led the defensive line with five tackles and three tackles for loss...**vs. Denver (Oct. 13):** Made the first start of his career at DE...**at Atlanta (Oct. 23):** Named Pepsi Rookie of the Week following a fan vote...Posted two sacks on back-to-back drives in the second half...Corralled QB Matt Ryan for a seven-yard sack on the last play of the third quarter to force a punt...Registered a three-yard sack on second down of the next series to help force a field goal attempt...Became the first player since LB

Elvis Dumervil (2006) and the first Charger since sacks became an official stat in 1982 to log two two-sack performances in his first three NFL games...**at Denver (Oct. 30):** Forced a fumble of QB Trevor Siemian as he was being sacked by OLB Melvin Ingram...Registered a two-yard tackle for loss on second-and-goal to help force a field goal try late in the fourth quarter...**at Houston (Nov. 27):** Recorded six tackles, four tackles for loss and shared a seven-yard sack...Pressured QB Brock Osweiler that resulted in an INT by CB Casey Hayward...Stopped a scrambling Osweiler with a shoestring tackle in the fourth quarter on third-and-10 that led to a turnover on downs...**vs. Tampa Bay (Dec. 4):** Registered a 12-yard sack of QB Jameis Winston...**at Carolina (Dec. 11):** Exited with a neck injury and did not return after sacking QB Cam Newton for a seven-yard loss...**vs. Oakland (Dec. 18):** Recorded a six-yard sack on second-and-10 in the second quarter to help force a three-and-out...It marked his third sack of QB Derek Carr of the season...**at Cleveland (Dec. 24):** Talled two sacks and two tackles for loss...One of the sacks went for an 11-yard loss on the final play of the first half...**vs. Kansas City (Jan. 1):** Recorded the team's lone sack...Led the team with four tackles for loss...Made two tackles for loss and registered a two-yard sack in a five-play sequence on the game's opening drive.

**COLLEGE:** Played three seasons (2013-15) at Ohio State...Finished his career with 150 tackles, 50 tackles for loss, 26 sacks and five forced fumbles...Won the 2014 National Championship with the Buckeyes in the first-ever College Football Playoff...Twice earned first-team All-America, first-team All-Big Ten and Big Ten Defensive Lineman of the Year honors, each as a junior and senior...As a sophomore, won the Nagurski-Woodson Big Ten Defensive Player of the

Year...Named Big Ten and *Athlon* Defensive Player of the Week after sacking QB Christian Hackenberg on fourth down to seal a double-overtime win...In 2013, was recognized by *Sporting News* and *College Football News* as a Freshman All-American...Earned honorable mention All-Big Ten and was named Big Ten Freshman of the Week after two sacks and a fumble recovery in the end zone for a TD on the final play of a 10-point win over Northwestern.

**PERSONAL:** Given name Joseph Anthony Bosa... Nickname is 'Big Bear'...Born in Fort Lauderdale, Fla. ...Younger brother, Nick, played DE at Ohio State and was selected No. 2 overall in the 2019 NFL Draft by San Francisco – winning Defensive Rookie of the Year honors...Father, John, was a first-round selection of the Miami Dolphins in 1987 after playing collegiately at Boston College...Uncle, Eric Kumerow, lettered four years as a LB at Ohio State and went on to be selected by the Dolphins in the 1988 NFL Draft...Grandfather, Palmer Pyle Jr., played along the offensive line at Michigan State before being drafted by the Baltimore Colts...Great-uncle, Mike, played nine seasons as a C for the Chicago Bears...Cousin, Jake Kumerow, played in college at Division-III Wisconsin-Whitewater before spending the 2015 season on the practice squad of the Cincinnati Bengals and currently plays for Green Bay...In the 2019 offseason, visited the set of *Game of Thrones*, appearing in the show as an extra...Each Christmas Day, visits a Children's Hospital to spread holiday cheer and give gifts to patients...Enjoys cooking in his spare time, and learned to cook from his mother, Cheryl...Studied communications at Ohio State...**High School:** Two-time first-team All-State by *The Associated Press* at St. Thomas Aquinas High in Fort Lauderdale, Fla. ...Earned All-America honors as a senior...Led the Raiders to two state titles in his tenure.

## JOEY BOSA NFL STATISTICS

Year	Team	GP	GS	– Tackles –					Yds	TFL	– Interceptions –					– Fumbles –		
				Total	Solo	Asst	Sacks	Yds			No.	Yds	Lg	TD	PD	FF	FR	Yds
2016	San Diego	12	11	48	33	15	10.5	71.5	19		0	0	–	0	2	1	0	0
2017	Los Angeles Chargers	16	16	99	61	38	12.5	66	17.5		0	0	–	0	2	4	1	0
2018	Los Angeles Chargers	7	6	24	19	5	5.5	42.5	7.5		0	0	–	0	0	0	1	0
2019	Los Angeles Chargers	16	16	92	59	33	11.5	78.5	21.5		0	0	–	0	0	1	0	0
<b>NFL Totals</b>		<b>51</b>	<b>49</b>	<b>263</b>	<b>172</b>	<b>91</b>	<b>40.0</b>	<b>258.5</b>	<b>65.5</b>		<b>0</b>	<b>0</b>	<b>–</b>	<b>0</b>	<b>4</b>	<b>6</b>	<b>2</b>	<b>0</b>
Year	Team	GP	GS	– Tackles –					Yds	TFL	– Interceptions –					– Fumbles –		
				Total	Solo	Asst	Sacks	Yds			No.	Yds	Lg	TD	PD	FF	FR	Yds
2018	Los Angeles Chargers	2	2	3	2	1	1.0	6	1		0	0	–	0	0	0	0	0

## CAREER NFL TRANSACTIONS

- 2016** Selected by San Diego Chargers in the first round (third overall) of NFL Draft, April 28...Signed rookie contract, Aug. 29...Given exempt status by Commissioner, Aug. 29...Activated from exempt status, Sept. 12.
- 2019** Had fifth-year team option exercised on rookie contract by Los Angeles Chargers, April 23.



# CORTEZ BROUGHTON ⚡ 91

**DEFENSIVE TACKLE | CINCINNATI**

6-2 | 293 lbs | WARNER ROBINS, GA.

DRAFT 7 - 2019

EXPERIENCE: 2ND NFL SEASON

2ND YEAR WITH CHARGERS

## CAREER HIGHLIGHTS

- Had five tackles (two solo) in two games played as a rookie.

**2019:** Played in two games and was inactive for seven others before finishing the season on Reserve/Non-Football Illness...Recorded five tackles (two solo)...**vs. Indianapolis (Sept. 8):** Inactive (healthy scratch)...**at Miami (Sept. 29):** Made his NFL debut, finishing with a solo stop...**vs. Denver (Oct. 6):** Inactive (healthy scratch)...**at Tennessee (Oct. 20):** Posted four tackles (one solo)...**at Chicago (Oct. 27):** Inactive (illness).

**COLLEGE:** Played four seasons (2015-18) at Cincinnati, appearing in 49 career games...Ended his Bearcats career with 155 tackles (43 solo), 10 sacks, a forced fumble and a recovery...Added an INT, 11 passes defended and a blocked kick...Twice was recognized with All-American Athletic Conference honors, earning first-team as a senior and second-team in 2016...Picked off the only pass of his collegiate career versus Miami (Ohio), stopping an opposing drive in the red zone to help the Bearcats win their 11th-straight Victory Bell...Had a career year as a senior, posting 6.5 sacks and a team-high 17.5 tackles for loss.

## BEYOND THE BOLT



Visited Homeboy Industries with the other defensive rookies last year as part of a day of service. The rookies toured the headquarters, spoke with staff and took a class learning to make tamales. Homeboy Industries provides hope, training and support to formerly gang-involved and previously incarcerated men and women, allowing them to redirect their lives and become contributing members of the community.

**PERSONAL:** Given name Cortez A. Broughton... Nickname is 'Tezz'...Born in Warner Robins, Ga. ... Played in the 2009 Little League World Series in Williamsport, Pa., for the Warner Robins All-Stars... With the other defensive rookies in 2019, visited Homeboy Industries as part of a day of service, where the rookies toured the headquarters and took part in a class to make tamales...Earned a degree in operations management from Cincinnati...**High School:** Named all-county defensive player of the year as a senior at Veterans High in Kathleen, Ga. ...Totaled 58 tackles (35 solo), 11 tackles for loss, an INT, a sack and a pass defended in his final prep season...Part of a group that started the first organized team at Veterans High... Lettered four years in football, three in basketball and one in track & field.

## CORTEZ BROUGHTON NFL STATISTICS

Year	Team	GP	GS	- Tackles -				Yds	TFL	- Interceptions -					- Fumbles -		
				Total	Solo	Asst	Sacks			No.	Yds	Lg	TD	PD	FF	FR	Yds
2019	Los Angeles Chargers	2	0	5	2	3	0.0	0	0	0	0	-	0	0	0	0	0

## CAREER NFL TRANSACTIONS

- 2019** Selected by Los Angeles Chargers in the seventh round (242nd overall) of NFL Draft, April 27...Signed rookie contract, May 10...Placed on Reserve/Non-Football Illness, Nov. 15.



# BRYAN BULAGA ⚡ 75

TACKLE | IOWA

6-5 | 314 lbs | CRYSTAL LAKE, ILL.

UFA (GB) - 2020

EXPERIENCE: 11TH NFL SEASON

1ST YEAR WITH CHARGERS

## CAREER HIGHLIGHTS

- ▶ Named All-Rookie by the Professional Football Writers of America in 2010.
- ▶ Became the first rookie in NFL history to start at RT in a Super Bowl victory, doing so in the team's Super Bowl XLV over Pittsburgh.
- ▶ Also was the youngest player at the time to start a Super Bowl (21 years, 322 days).
- ▶ Started 111 regular-season games and 13 postseason contests.
- ▶ Twice blocked for Green Bay QB Aaron Rodgers to earn NFL MVP honors and protected Rodgers for six 4,000-yard campaigns.
- ▶ Protected Rodgers from 2010-19 to post a 103.6 passer rating, No. 1 in the league over that span.
- ▶ Paved the way for RBs Eddie Lacy (758) and James Starks (601) in 2015 to become the first Green Bay duo since 1985 to each rush for 600-plus yards in the same season.

**2019:** Started all 16 regular-season games at RT and one in the postseason, missing one playoff game due to illness...Blocked for the offense to record 10 games with 100-plus rushing yards and four contests with over 400 total yards of offense...**vs. Philadelphia (Sept. 26):** Kept QB Aaron Rodgers upright to throw for 422 yards and two TDs while only being sacked once...Part of a unit that blocked for the offense to total a season-high 491 yards...**vs. Detroit (Oct. 14):** Blocked for Aaron Rodgers to complete 24 passes on 39 attempts (61.5 pct.) for 283 yards and two TDs with an INT (90.0 rating)...Paved the way for RB Jamaal Williams to total 104 rushing yards on 14 attempts (7.4 avg.)...**vs. Oakland (Oct. 20):** Protected Aaron Rodgers, who was sacked once, to register a 158.3 passer rating by completing 80.6 percent of his passes (25-of-31) for 429 yards and five TDs...The perfect passer rating was the seventh in NFL history in a game where the QB had at least 30 passing attempts...**at Minnesota (Dec. 23):** Paved the way for RB Aaron Jones to register 154 yards and two TDs on 23 attempts (6.7 avg.) as the offense totaled a season high with 184 rushing yards...**vs. Seattle (NFC Divisional, Jan. 12):** Inactive (illness)...**at San Francisco (NFC Championship, Jan. 19):** Returned to action to block for Aaron Rodgers to throw for 326 yards...The 300-yard performance marked the seventh of his postseason career, good for No. 4 in NFL history.

## HONORS AND AWARDS

**2010:** Super Bowl XLV Champion  
Professional Football Writers of America  
All-Rookie (T)

**2018:** Opened all 14 games he played in at RT and was inactive for a pair of contests...Blocked for the offense to rank second in the NFL in yards-per-rush attempt (5.01) and to record three 500-yard games, including one of 540 yards that was the sixth-best single-game output in team annals...Part of a line that created holes for a rushing attack that posted seven 100-yard performances on less than 25 attempts...Paved the way for RB Aaron Jones to post a league-leading 5.47 yards-per-attempt, the first Packer to finish the season ranked No. 1 since the NFL expanded to a 16-game schedule in 1978...**at Detroit (Oct. 7):** Blocked for the offense to post 521 total yards of offense, the most by the team since 2013...Protected QB Aaron Rodgers to throw for 442 yards, third-most in a game in franchise history, and three TDs...**vs. San Francisco (Oct. 15):** Part of an offense that registered 521 total net yards for the second-straight games, this time including 116 rushing yards on the ground to kick off a four-game stretch with 100-plus rushing yards...Also blocked for Aaron Rodgers to become the first QB in NFL history to throw for 400 yards with no INTs in back-to-back games...**vs. Miami (Nov. 11):** Part of an offense that produced its fourth-straight game with at least 100 rushing yards, finishing the day with a season-high 195...Aaron Jones finished with 145 yards and two TDs on 15 attempts (9.7 avg.)...**at New York Jets (Dec. 23):** Blocked on a line that set a season high with 540 yards of total offense, which was the sixth-best output in franchise history...Kept Aaron Rodgers upright to throw for 442 yards and two TDs while running for two others...Paved the way for RB Jamaal Williams totaled 95 rushing yards and a TD on 15 attempts (6.3 avg.).

**2017:** Missed the first four games of the season before starting five-straight at RT...Blocked for two 150-plus rushing yard outputs...Suffered a season-ending knee injury in Week 9 and was placed on injured reserve on Nov. 18...**vs. Cincinnati (Sept. 24):** Started at RT before departing midway through the game after reinjuring his ankle...Helped protect QB Aaron Rodgers to record his team-record-setting fifth-straight 300-yard passing game (313 yards) while also throwing for three TDs and registering a 102.6 passer rating...**at Dallas (Oct. 8):** Came back to the starting lineup, helping pave the path for the offense to total 160 rushing yards on 25 attempts (6.4 avg.), including RB Aaron Jones' 125-yard performance...Protected Aaron Rodgers to throw for three TD passes in his third-straight game...**vs. New Orleans (Oct. 22):** Blocked for Aaron Jones' season-high 131 rushing yards and a TD on 17 attempts (7.7 avg.).

**2016:** Started all 16 games for the first time in his career...Helped the offense rank inside the top 10 in points-per-game (fourth), yards-per-game (eighth), passing yards-per-game (seventh) and rushing yards-per-attempt...Started all three postseason games...**at Chicago (Dec. 18):** Blocked for the offense to total a season-high 451 yards, including a season-best 226 rushing yards and three TDs...Paved the way for the offense to average 9.8 yards-per-carry, the second-best mark by an NFL team since the AFL-NFL merger in 1970 (min. 20 att.)...Paved the way for RB Ty Montgomery to rush for 162 yards...**at Detroit (Jan. 1):** Protected QB Aaron Rodgers to throw for his franchise-record seventh-straight game with 300-plus passing yards...Kept Rodgers upright to toss four TD passes with no INTs...**at Dallas (NFC Divisional, Jan. 15):** Protected Aaron Rodgers to become just the second QB in NFL history (Drew Brees, 2011) to throw for 350-plus passing yards in back-to-back games in a single postseason...Kept Rodgers upright to toss two TDs and 355 yards.

**2015:** Played in 12 contests, starting all at RT, while missing four due to injury...Paved the way for a rushing attack to average 115.6 yards-per-game, ranking 12th in the NFL...Blocked for RBs Eddie Lacy (758) and James Starks (601) become the first Packers duo since 1985 to each have 600-plus rushing yards in the same season...Started both playoff games at RT...**vs. San Diego (Oct. 18):** Paved the way for the offense to post 133 rushing yards on 17 attempts (7.8 avg.), including 112 yards on 10 attempts (11.2 avg.) by James Starks...**vs. Chicago (Nov. 26):** Part of a line that blocked for Eddie Lacy to register 105 yards on 17 carries (6.2 avg.) for his second-straight 100-yard performance, becoming the first Packers RB to have back-to-back 100-yard rushing games since Ahmad Green in 2006...**vs. Dallas (Dec. 13):** Helped the offense post season highs for rushing yards (230), first downs (29) and time of possession (37:48)...The 230 rushing yards were the most by the team since recording 231 vs. St. Louis on Nov. 29, 2004...**at Washington (NFC Wild Card, Jan. 10):** Protected Rodgers to be sacked just once against a defense that had registered 17 sacks in the last four regular-season games...Blocked for Lacy (63 yards and a TD on 12 carries) and Starks (53 yards and a TD on 12 carries) as they became the first duo in team history to both rush for 50-plus yards and a TD in a playoff game.

**2014:** Started 15 games at RT while missing one due to a knee injury...Blocked for an offense that led the NFL in points-per-game (30.4) and turned the ball over just a franchise-record 13 times...Protected QB Aaron Rodgers for his second NFL Most Valuable Player honors from *The Associated Press*, as the passer threw for 4,381 yards and 38 TDs with just five INTs (112.2 rating)...Paved the way for RB Eddie Lacy to run for 1,139 yards and nine TDs, finishing as the No. 7 rusher in the NFL...Blocked for the offense to top 100 rushing yards in 11 games, including the final eight of the season...**at Chicago (Sept. 28):** Returned from a one-week absence due to injury to start at RT...Protected Aaron Rodgers to throw for 302 yards and four TDs on 22-of-28 passing for a 151.2 passer rating, the third-best single-game mark of the QB's career (min. 20 att.) and the fifth-best rating in team history...Part of a line that allowed just one sack for no yards...**vs. Carolina (Oct. 19):** Blocked for Aaron Rodgers as he completed 19 of 22 passes for 255 yards and three TDs, a career-high completion percentage of 86.4 and a passer rating of 154.5 that was the second best of his career...**vs. Chicago (Nov. 9):** Part of an offense that totaled 55 points, tied for the third-most in a game in team annals...Blocked on a line that didn't allow a sack and helped Aaron Rodgers throw for six TDs, tying a single-game franchise record, all of which were in the first half...**vs. Dallas (NFC Divisional, Jan. 11):** Paved the way for Aaron Rodgers (316) and Eddie Lacy (101) to be the first performance in team postseason history with a 300-yard passer and 100-yard rusher.

**2013:** Missed the season due to a knee injury suffered during training camp...Placed in injured reserve on Aug. 27.

**2012:** Opened the first nine games of the season at RT before going in injured reserve with a hip injury on Nov. 12...Blocked for the offense to post four games of at least 100 rushing yards before his season-ending injury...**vs. New Orleans (Sept. 30):** Part of a unit that helped the offense register a season-high 30 first downs and total 421 total net yards...Blocked on a line that did not allow a sack of QB Aaron Rodgers as he passed for 319 yards and four TDs...**at Houston (Oct. 14):** Part of a line that blocked for the offense to post 427 yards, including 338 passing yards, against what was the NFL's No. 3 defense at the time...Blocked for Aaron Rodgers to throw a franchise-record-tying six TDs.

**2011:** Started 12 games, missing four due to injury...Helped the offense set franchise marks for points (560) – which was also the third-most in NFL history – total net yards (6,482) and net passing yards (4,924) en route to a 15-1 regular-season record...Protected QB Aaron Rodgers to earn NFL MVP honors from *The Associated Press* after setting a league single-season record for passer rating (122.5)...Rodgers also set team marks for a single season in TD passes (45), passing yards (4,643), passing yards-per-attempt (9.25), completion percentage (68.3) and 300-yard performances (eight)...Started at RT in the team's lone



playoff game...**Awards:** Pro Football Focus second-team All-Pro...**at Carolina (Sept. 18):** Blocked for the offense to record 419 yards of offense, including 124 on the ground as RB James Starks totaled 85 rushing yards...**vs. Denver (Oct. 2):** Inactive (knee)...**vs. St. Louis (Oct. 16):** Returned from a two-week absence to start at RT...**at San Diego (Nov. 6):** Paved the way for a rushing attack to set a season high with 136 rushing yards...Also kept Aaron Rodgers upright to complete 80.8 percent of his passes (21-of-26) for 247 yards and four TDs (145.8 rating)...**vs. Oakland (Dec. 11):** Blocked on a line that helped the offense match a season-high 136 rushing yards, including a 45-yard TD run by RB Ryan Grant...**vs. Chicago (Dec. 25):** Inactive (knee).

**2010:** Named All-Rookie (T) by the *Professional Football Writers of America*...Played in all 16 games and took over as the team's starter at LT in Week 5, starting the final 12 games of the season and all of the postseason at RT...**Awards:** Super Bowl XLV Champion...*Professional Football Writers of America* All-Rookie (T)...**at Philadelphia (Sept. 12):** Made his NFL debut as a reserve lineman and on special teams...**at Washington (Oct. 10):** Made the first start of his career at RT, blocking for a season-high 157 rushing yards on 17 attempts (9.2 avg.), marking the first time in Packers history an offense eclipsed 150 yards on fewer than 20 attempts...**at Philadelphia (NFC Wild Card, Jan. 9):** Made his NFL postseason debut, starting at RT...Blocked for RB James Starks to total 123 rushing yards, the most by a rookie in postseason franchise annals...**at Atlanta (NFC Divisional, Jan. 15):** Blocked for an offense that gained 442 yards, including 346 through the air...Protected QB Aaron Rodgers to complete 31 passes on 36 attempts (86.1 pct.) for 366 yards and three TDs (136.8 rating)...**at Chicago (NFC Championship, Jan. 23):** Paved the way for the rushing attack to total 120 yards and two TDs on the day after opening the

game at RT...**vs. Pittsburgh (Super Bowl XLV, Feb. 6):** Started at RT, becoming the first rookie in history to start a Super Bowl win at RT...Also became the youngest player at the time to start a Super Bowl (21 years, 322 days), besting the mark set by Denver WR Ricky Nattiel (22 years, six days) in Super Bowl XXII.

**COLLEGE:** Played three seasons (2007-09) at Iowa, appearing in 30 games with 28 starts...Allowed only 3.5 sacks and was penalized only five times in his career...Earned Big Ten Offensive Lineman of the Year as a junior, becoming the sixth Hawkeye to earn the honor and first since Robert Gallery in 2003...Named first-team All-America by *Sporting News* while earning second-team recognition from *The Associated Press*...Earned first-team All-Big Ten in back-to-back seasons (2008-09) and was Freshman All-Big Ten in 2007.

**PERSONAL:** Given name Bryan Joseph Bulaga...Last name is pronounced buh-LAH-guh...Born in Barrington, Ill. ...Nicknames are 'Bull' and 'Blue'...Has a son, Declan, and daughter, Cameron, with his wife, Abbie...Grandfather served in the Marine Corps...Wife's great grandfather earned a bronze star as an Army paratrooper in World War II...Wife's grandfather served in the Army during the Korean War and her cousin is currently in the Army...Has a cousin that is a firefighter in Illinois...Plans to support the ALS TDI Foundation through My Cause, My Cleats this season...Played high school football with former Wisconsin QB Jon Budmayr and Notre Dame DT Sean Cwynar...Worked in high school for Avis Car Rental...Enjoys golfing, hunting and fishing in his leisure...Studied communications studies at Iowa...**High School:** Earned All-America honors (first-team from *Parade* and *PrepStar*, second-team from *USA Today*) as a senior at Marian Central Catholic High in Woodstock, Ill. ...Lettered three years in football, playing LB, DE, TE and T...Also played basketball and baseball.

BRYAN BULAGA NFL GAMES

Year	Team	GP	GS
2010	Green Bay	16	12
2011	Green Bay	12	12
2012	Green Bay	9	9
2013	Green Bay	0	0
2014	Green Bay	15	15
2015	Green Bay	12	12
2016	Green Bay	16	16
2017	Green Bay	5	5
2018	Green Bay	14	14
2019	Green Bay	16	16
NFL Totals		115	111

POSTSEASON		GP	GS
Year	Team		
2010	Green Bay	4	4
2011	Green Bay	1	1
2014	Green Bay	2	2
2015	Green Bay	2	2
2016	Green Bay	3	3
2019	Green Bay	1	1
Postseason Totals		13	13

On injured reserve for Packers' two games during 2012 postseason.  
On injured reserve for 2013 season.

CAREER NFL TRANSACTIONS

- 2010** Selected by Green Bay Packers in the first round (23rd overall) of NFL Draft, April 22...Signed rookie contract, July 30.
- 2012** Placed on Reserve/Injured (hip), Nov. 12.
- 2013** Placed on Reserve/Injured (knee), Aug. 27.
- 2015** Re-signed by Packers as unrestricted free agent, March 11.
- 2017** Placed on Reserve/Injured (knee), Nov. 18.
- 2020** Signed by Los Angeles Chargers as unrestricted free agent, March 31.





# MICHAEL DAVIS 43

CORNERBACK | BRIGHAM YOUNG

6-2 | 196 lbs | GLENDALE, CALIF.

FREE AGENT - 2017

EXPERIENCE: 4TH NFL SEASON

4TH YEAR WITH CHARGERS

## CAREER HIGHLIGHTS

- ▶ Last season, set single-season career highs in tackles (44), solo stops (34) and passes defended (10) while recording his first two interceptions.
- ▶ Secured the starting job at LCB midway through in 2018, playing in all 16 games with nine starts while adding a pair of starts in the postseason.
- ▶ Registered 21 career special teams tackles in the regular season.

**2019:** Started 12 games at LCB and was inactive for two others while missing two due to suspension...Recorded 44 tackles (34 solo), a tackle for loss, broke up 10 passes and had a pair of INTs...**vs. Indianapolis (Sept. 8):** Started at LCB before departing with a hamstring injury...**at Detroit (Sept. 15):** Inactive (hamstring)...**at Miami (Sept. 29):** Returned to start at LCB after a two-week absence...Finished with three solo tackles and the first INT of his career...On the pick, got both feet in bounds along the left sideline while in coverage in the underneath zone, getting the INT on a pass intended for WR Preston Williams...**vs. Denver (Oct. 6):** Recorded three tackles (one solo) and broke up a pass...**vs. Pittsburgh (Oct. 13):** Set a season high with seven tackles (five solo) and a tackle for loss...**at Tennessee (Oct. 20):** Had seven tackles for the second-straight week (four solo)...Had a pass defended...**at Chicago (Oct. 27):** Registered two solo tackles...**vs. Green Bay (Nov. 3):** Posted five solo stops and broke up a pass...**at Oakland (Nov. 7):** Recorded four solo tackles and a pass defended...**vs. Kansas City (Estadio Azteca, Nov. 18):** Had a solo stop and a pass defended...Appeared in the 40th game of his career...**vs. Minnesota (Dec. 15):** Returned from suspension to post five tackles (three solo) and two passes defended...**vs. Oakland (Dec. 22):** Recorded five tackles (four solo)...**at Kansas City (Dec. 29):** Had an INT, broke up two passes and had a pair of solo tackles...Had the pick of QB Patrick Mahomes after the quarterback was forced to his right by DE Joey Bosa and overthrew his target.

**2018:** Saw action in all 16 games with nine starts at LCB...Registered 43 tackles (35 solo) and eight passes defended...Posted six special teams tackles...Started both postseason games at LCB, posting a pair of passes defended and seven tackles (five solo)...**vs. Kansas City (Sept. 9):** Saw action on 18 plays on special teams...**at Buffalo (Sept. 16):** Appeared on 21 special teams snaps and registering his first special teams tackle of the

## BEYOND THE BOLT



Davis was one of five players to be involved with the team's Bikes for Kids initiative in December 2018. 150 students at Cesar Chavez Elementary in Long Beach, Calif., wrote a short essay on the most influential person in their lives, with a handful of winners receiving bicycles and helmets. Davis, K Michael Badgley, WR Jeremy Davis, CB Brandon Facyson and WR Artavis Scott surprised the students and revealed that all 150 students would be receiving bikes and helmets courtesy of the Los Angeles Chargers and California Resources Corporation.

season...**at Los Angeles Rams (Sept. 23):** Contributed on two defensive plays and 15 on special teams...**vs. San Francisco (Sept. 30):** Posted a tackle on special teams, his second of the season...Forced a fumble on a kickoff return...**vs. Oakland (Oct. 7):** Assisted on a tackle to record his first defensive statistic of the season...**at Cleveland (Oct. 14):** Finished with three solo tackles...Added a tackle on special teams...**vs. Tennessee (Wembley Stadium, Oct. 21):** Recorded a tackle on special teams, his fourth of the season...Hustled in coverage to down a punt by P Donnie Jones at the five-yard line after it bounced up in the air...**at Seattle (Nov. 4):** Made the first start of his career, opening the game at LCB and playing all 81 defensive snaps...Set single-game career highs in tackles (eight) and solo stops (seven)...**at Oakland (Nov. 11):** Opened the game at LCB for the second time in his career...Posted four tackles (three solo)...**vs. Denver (Nov. 18):** Recorded two solo tackles and a pass defended after starting at LCB...**vs. Arizona (Nov. 25):** Posted a pair of solo tackles on defense and a pair of special teams tackles...Started at LCB and played all 47 defensive snaps and 16 on special teams...**at Pittsburgh (Dec. 2):** Started at LCB, recording a solo stop and a pass defended...**vs. Cincinnati (Dec. 9):** Finished with six tackles (five solo)...Combined with S Jahleel Addae to stop RB Joe Mixon for a loss on fourth-and-one in the third quarter...Started at LCB...**at Kansas City (Dec. 13):** Was one of seven Los Angeles defenders to play all 60 snaps on defense after starting at LCB...Broke up a pass and posted four solo stops...On the pass defended, jumped a hook-route by TE Demetrius Harris on a third-and-three to force a Chiefs punt...**vs. Baltimore (Dec. 22):** Started at LCB, posting three tackles (two solo) and a pair of passes defended...Broke up one pass intended

for WR Michael Crabtree on third-and-goal in the first quarter to force a Baltimore field goal...**at Denver (Dec. 30):** Posted a single-game career high with nine tackles (six solo) and two passes defended...Started the game at LCB...**at Baltimore (AFC Wild Card, Jan. 6):** Part of a defense that set team postseason records for the fewest single-game net yards allowed (229), including a record 69 in the first half, which was the fewest allowed in a postseason game since the 2006 AFC Wild Card...Finished with two solo tackles and a pair of passes defended...Participated on all 61 defensive plays after starting at LCB in the first postseason action of his career...**at New England (AFC Divisional, Jan. 13):** Started at LCB and played all but one snap on defense for a total of 82 plays...Posted five tackles (three solo).

**2017:** Played in 15 games, appearing on 280 special teams snaps and 37 on defense...Made four solo tackles and broke up two passes on defense...Posted 15 special teams tackles...Totaled eight special teams tackles on punt coverage, pinning the opponent inside their own 20 three times...Registered seven special teams tackles on kickoff coverage with two pinning the opponent inside their own 20...Returned two kicks for 36 yards (18.0 avg.)...**vs. Miami (Sept. 17):** Made his NFL debut, appearing on 11 special teams plays...Registered a special teams tackle on punt coverage, pinning the Dolphins inside their own 20...**vs. Kansas City (Sept. 24):** Played on 16 special teams snaps...**vs. Philadelphia (Oct. 1):** Posted a special teams tackle on punt coverage that forced the ensuing Philadelphia drive to begin inside the 20...**at New York Giants (Oct. 8):** Saw the first action of his career on defense, playing four defensive snaps...Appeared on a team-high 27 special teams plays, posting two tackles on special teams...Registered one on punt coverage and one on kickoff coverage that forced the Giants to start the ensuing drive from inside their own 20...**at Oakland (Oct. 15):** Played a team-high 18 snaps on special teams, totaling a special teams tackle on kickoff coverage...**vs. Denver (Oct. 22):** Posted three special teams tackles...Made one on punt coverage and two on kickoff coverage, pinning Denver inside the 20 once on kickoff coverage...**at New England (Oct. 29):** Totaled a special teams tackle on kickoff coverage and two kickoff returns

for 36 yards (18.0 avg.)...**at Jacksonville (Nov. 12):** Registered a pass defended, the first defensive statistic of his career...Added two special teams tackles on punt coverage, pinning the Jaguars inside the 20 once...**vs. Buffalo (Nov. 19):** Posted three solo tackles and a pass defended, marking the first defensive tackles of his career...**at Dallas (Nov. 23):** Played on 10 special teams snaps...**vs. Cleveland (Dec. 3):** Saw action on 12 special teams plays, registering a tackle on punt coverage...**vs. Washington (Dec. 10):** Posted a solo tackle...Contributed with a downfield block during WR Travis Benjamin's 47-yard punt return in the fourth quarter...**at Kansas City (Dec. 16):** Registered a special teams tackle on kickoff coverage...**at New York Jets (Dec. 24):** Recorded a special teams tackle on punt coverage for his 14th of the season...**vs. Oakland (Dec. 31):** Posted a special teams tackle on kickoff coverage.

**COLLEGE:** Played four seasons (2013-16) at Brigham Young, appearing in 48 career games with 33 starts...Finished his career with 110 tackles (91 solo), five tackles for loss, an INT, a forced fumble, a recovery and 18 passes defended...Registered his pick and a career-high 2.5 tackles for loss as a senior in 2016...Posted a career-high 10 passes defended as a junior...Set career highs with 43 tackles and 36 solo stops as a sophomore.

**PERSONAL:** Given name Michael Keith Davis...Nickname is 'Vato'...Born in Glendale, Calif. ...Has a son, Atticus Martin Davis Crowe...Of Mexican descent, was central to the team's promotion and marketing efforts surrounding the 2019 regular-season game in Mexico City...Interned at WHOOP, a tech startup, and at the Under Armour headquarters in Maryland...Earned a degree in theater arts with an emphasis in set design from Brigham Young...**High School:** Earned first-team All-Pacific League honors as a WR at Glendale (Calif.) High...As a senior, posted 33 catches for 409 yards (12.4 avg.) and three TDs while rushing for 258 yards and two TDs on 39 carries (6.6 avg.)...Also contributed as a senior with 45 tackles as a S and returning 13 kicks for 394 yards (30.3 avg.), including a 99-yarder...Ran the 100-meter dash in 10.5 seconds and the 200 meters in 21.4 seconds to finish seventh at the California state championship.

## MICHAEL DAVIS NFL STATISTICS

		- Tackles -								- Interceptions -							- Fumbles -			
Year	Team	GP	GS	Total	Solo	Asst	Sacks	Yds	TFL	No.	Yds	Lg	TD	PD	FF	FR	Yds	FF	FR	Yds
2017	Los Angeles Chargers	15	0	4	4	0	0.0	0	0	0	0	-	0	2	0	0	0	0	0	0
2018	Los Angeles Chargers	16	9	43	35	8	0.0	0	0	0	0	-	0	8	0	0	0	0	0	0
2019	Los Angeles Chargers	12	12	44	34	10	0.0	0	1	2	15	15	0	10	0	0	0	0	0	0
<b>NFL Totals</b>		<b>43</b>	<b>21</b>	<b>91</b>	<b>73</b>	<b>18</b>	<b>0.0</b>	<b>0</b>	<b>1</b>	<b>2</b>	<b>15</b>	<b>15</b>	<b>0</b>	<b>20</b>	<b>0</b>	<b>0</b>	<b>0</b>			
		- Tackles -								- Interceptions -							- Fumbles -			
Year	Team	GP	GS	Total	Solo	Asst	Sacks	Yds	TFL	No.	Yds	Lg	TD	PD	FF	FR	Yds	FF	FR	Yds
2018	Los Angeles Chargers	2	2	7	5	2	0.0	0	0	0	0	-	0	2	0	0	0	0	0	0

## CAREER NFL TRANSACTIONS

- 2017** Signed by Los Angeles Chargers as undrafted free agent, May 12...Waived by Chargers, Sept. 2...Signed by Chargers to practice squad, Sept. 3...Signed to active roster, Sept. 16.
- 2019** Placed on Reserve/Suspended by Commissioner, Nov. 22...Suspension lifted and given exempt status by Commissioner, Dec. 9...Activated from exempt status, Dec. 11.
- 2020** Re-signed as restricted free agent, April 9.



# EMEKE EGBULE ⚡ 51

LINEBACKER | HOUSTON

6-2 | 245 lbs | HOUSTON, TEXAS

DRAFT 6 - 2019

EXPERIENCE: 2ND NFL SEASON

2ND YEAR WITH CHARGERS

## CAREER HIGHLIGHTS

- ▶ Registered five defensive tackles (two solo) and three tackles on special teams in 15 games played as a rookie last season.

**2019:** Appeared in 15 games and was inactive another...Recorded five tackles (two solo) while adding three special teams tackles...**vs. Indianapolis (Sept. 8):** Played eight special teams snaps...**at Detroit (Sept. 15):** Saw action on 10 plays on special teams snaps...**vs. Houston (Sept. 22):** Inactive (healthy scratch)...**at Miami (Sept. 29):** Played six special teams snaps...**vs. Denver (Oct. 6):** Saw action on a defensive snap, the first of his career, and 13 on special teams...**vs. Pittsburgh (Oct. 13):** Recorded the first defensive statistic of his career, assisting on a tackle...**at Tennessee (Oct. 20):** Saw the most extensive action of his defense to that point of his career, totaling four tackles (two solo)...Added a special teams tackle, beating the block of TE MyCole Pruitt on a kickoff return to stop WR Darius Jennings for at the 17-yard line...**at Chicago (Oct. 27):** Played on nine special teams snaps...**vs. Green Bay (Nov. 3):** Participated on three defensive snaps and 12 on special teams...**at Oakland (Nov. 7):** Played 15 snaps on special teams and one on defense...**vs. Kansas City (Estadio Azteca, Nov. 18):** Appeared on 13 special teams plays...**at Denver (Dec. 1):** Played a defensive snap and 15 on special teams...**at Jacksonville (Dec. 8):** Recorded a special teams tackle while participating on 15 special teams snaps...**vs. Minnesota (Dec. 15):** Played 13 snaps on special teams, posting a special teams tackle...**vs. Oakland (Dec. 22):** Appeared on 13 special teams plays...**at Kansas City (Dec. 29):** Participated on 11 snaps on special teams.

## BEYOND THE BOLT



Egbule did a three-day externship with NASA in February. The experience included hearing from former athletes how NASA technologies has fueled their life and career after football. In his youth, Egbule went on a field trip to NASA and it sparked his initial interest in the organization.

**COLLEGE:** Played four seasons (2015-18) at Houston, totaling 164 tackles (98 solo), five sacks, two INTs, eight passes defense, two forced fumbles and six recoveries...Scored two TDs, each on fumble returns, including a game-winning score over Tulsa as a sophomore...Had seven passes defended as a senior to lead all LBs in the American Athletic Conference while also ranking fifth in the nation with three recoveries...Was the only true freshman to play in all 15 games during the 2015 campaign.

**PERSONAL:** Given name Chukumeke MacCaulay Egbule...Nickname is 'Emeke'...Name is pronounced EH-meh-keh EGG-boo-leh...Born in Topeka, Kansas...Has a twin sister, Omoseh...Of Nigerian descent, and wants to help improve health and medical services in Nigeria...Participated in charitable events at Children's Hospital in Houston after Hurricane Harvey...With the other defensive rookies in 2019, visited Homeboy Industries as part of a day of service, where the rookies toured the headquarters and took part in a class to make tamales...Enjoys playing Fortnite...Earned a degree in supply chain & logistics from Houston...**High School:** Named a 2013 district 21-5A first-team All-District as a TE at North Shore High in Houston, Texas...Part of a basketball team that won state championships as a junior...Lettered three years in football, four in basketball and two in track & field.

## EMEKE EGBULE NFL STATISTICS

Year	Team	GP	GS	- Tackles -				Yds	TFL	- Interceptions -					- Fumbles -		
				Total	Solo	Asst	Sacks			No.	Yds	Lg	TD	PD	FF	FR	Yds
2019	Los Angeles Chargers...	15	0	5	2	3	0.0	0	0	0	0	0	0	0	0	0	0

## CAREER NFL TRANSACTIONS

**2019** Selected by Los Angeles Chargers in the sixth round (200th overall) of NFL Draft, April 26...Signed rookie contract, May 13.



# AUSTIN EKELER ⚡ 30

**RUNNING BACK | WESTERN STATE COLORADO**

5-10 | 200 lbs | EATON, COLO.

FREE AGENT - 2017

EXPERIENCE: 4TH NFL SEASON

4TH YEAR WITH CHARGERS

## CAREER HIGHLIGHTS

- ▶ In the win at Jacksonville last season, registered the 35th performance ever and second by a Charger with 100 yards rushing and 100 yards receiving, doing so in just 12 touches, the fewest in a 100/100 performance in NFL history.
- ▶ Registered 14 receiving touchdowns over his first three seasons, giving him the second-most by an undrafted RB over his first three campaigns (15 by Dan Reeves) and became the first undrafted RB in the common draft era (since 1967) to have three touchdown catches in each of his first three seasons.
- ▶ Joined RB Priest Holmes (2002, '03) as the only undrafted RBs to record at least 100 scrimmage yards and a TD in three of their team's first four games of a season in the common draft era.
- ▶ Set single-season career highs last year in rushing yards (557), receptions (92), receiving yards (993), touchdown catches (eight) and scrimmage yards (1,550), finishing with the second-most receptions and receiving yards by a Chargers RB in a single season.
- ▶ In 2019, tied WR Keenan Allen and Hall of Fame TE Kellen Winslow's Chargers single-game record with 15 receptions.
- ▶ Joined Allen last year as the first-ever set of Chargers teammates to each have 90-plus receptions in the same season while also joining Allen and WR Mike Williams as the first NFL trio of teammates to each have 900-plus receiving yards in the same year since the Patriots in 2014.
- ▶ Became the first RB to post two touchdown catches of 20-plus yards in a single game since Jamaal Charles (Dec. 15, 2013), doing so in 2017 in Week 10 at Jacksonville.
- ▶ Sits inside the top-10 among RBs in Chargers history with 158 receptions (eighth), 1,676 receiving yards (eighth) and 14 receiving touchdowns (second).
- ▶ With three 100-yard receiving performances last year, set the record for most career 100-yard receiving games by a RB in Chargers history.
- ▶ In 2019, had 287 scrimmage yards in the first two games, the most in the first two weeks by a RB in Chargers history.
- ▶ Was the first Chargers undrafted rookie RB to post three touchdown catches in a season, while tying RB Don Woods (1974) and RB James Brooks (1981) for the team record by a rookie RB.
- ▶ Took the first handoff of his career for a 35-yard score in Week 4 of the 2017 season vs. Philadelphia.
- ▶ Made the 53-man roster as an undrafted free agent in 2017, finishing his rookie campaign with five scrimmage touchdowns while playing in all 16 games.

**2019:** Played in all 16 games, starting five at RB and three as the second RB...Posted a single-season career-high 557 rushing yards and three TDs on 132 attempts (4.2 avg.)...Added single-season career highs with 92 catches for 993 yards (10.8 avg.) and eight TDs to reach 1,550 yards from scrimmage on the season...The 993 receiving yards are good for the second-most in a single season by an RB in Chargers history...In a Week 14 win at Jacksonville, became the second-ever Charger (Lionel James, 1985) to record 100-plus rushing yards and 100-plus receiving yards in a single game...Joined RB Priest Holmes (2002, '03) as the only undrafted RBs to record at least 100 scrimmage yards and a TD in three of their team's first four games of a season in the common draft era (since 1967)...Became the first undrafted RB in the common draft era to register three TD catches in each of his first three pro seasons and the first to total eight receiving TDs in a single season...Passed Hal Giancanelli for the second-most TD catches (10) by an undrafted RB through his first three seasons...Tied WR Keenan Allen and Hall of Fame TE Kellen Winslow's single-game team record with a 15-catch performance in Week 5 vs. Denver...Coupled with Allen this year, became the second-ever set of Chargers teammates to each have 80-plus catches in the same season and the first set to each have 90-plus...With Allen and WR Mike Williams, became the first trio of teammates to each have 900-plus receiving yards in the same season since New England accomplished the feat in 2014...Posted three 100-yard receiving games, including the first of his career in Week 7 at Tennessee, and a 100-yard rushing game...Recorded 287 scrimmage yards in the first two games, the most in the first two weeks by a RB in Chargers history...Moved to No. 8 in team annals in receptions by a RB...Moved No. 8 among all RBs in team history with 1,676 career receiving yards, passing Danny Woodhead (1,429), Darren Sproles (1,400) and Chuck Muncie (1,237)...Reached 14 career receiving TDs, tying for No. 2 in team annals by a RB...Became the fifth player in the last decade to record 150-plus scrimmage yards and three scrimmage TDs in a Week 1 game...Was just the fourth Charger in history to have at least four scrimmage scores over the first two games of a season...Posted the second multi-TD catch game of his career, making him the fifth Bolts RB in history to do so...**Awards:** Pro Football Focus Second-Team All-Pro (Flex Offensive Player)...Pro Football Journal Second-Team All-AFC (3rd Down RB)...**vs. Indianapolis (Sept. 8):** Caught six passes for 96 yards (16.0 avg.) and two TDs, including one that went 55 yards...It marked his second career multi-TD catch game, making him the fifth-ever Chargers RB to accomplish the feat...Added 58 rushing yards and a TD on 12 attempts (4.8 avg.)...Set single-game career highs with 154 yards from scrimmage and three scrimmage TDs...Moved to No. 2 in team history among undrafted RBs with eight career TD catches...Became the fifth player in the last 10 years to post 150-plus yards from scrimmage and three scrimmage TDs in a season opener...On the first TD catch, caught

## BEYOND THE BOLT



*During this offseason, Ekeler spent part of the stay at home order hosting video at-home workouts on Twitch to engage with fans and help them stay committed to physical fitness and exercise during the COVID-19 pandemic. He continues to post workouts to his social media accounts as a motivation to others to continue making physical activity a priority in their lives.*

*In September 2018, Ekeler participated in the team's annual shoe distribution with WSS in Los Angeles. Chargers players, Charger Girls and staff were paired with 450 students from the 10 elementary schools in Inglewood Unified School District. Each student picked out a new pair of shoes and a backpack for the upcoming school year.*

a pass in the right flat for the one-yard score...On the second, caught a screen pass in the right flat, taking it 55 yards for the score behind blocks from G/T Michael Schofield III and C Mike Pouncey before breaking tackle attempts by CB Pierre Desir and LB Darius Leonard...Took the handoff up the middle in overtime for a game-winning seven-yard TD run behind Schofield, G Dan Feeney and FB Derek Watt...**at Detroit (Sept. 15):** Ran for 66 yards and a TD on 17 carries (3.9 avg.), making him the fourth Charger in history to post at least four scrimmage scores over the first two games of a season...Added six catches for 67 yards (11.2 avg.)...Totaled 133 scrimmage yards for his second-straight game with at least 130 yards from scrimmage, bringing his season total to 287 yards from scrimmage, which was good for the most in Chargers history by a RB through the first two games of a season...Ended the game with 78 career catches and 846 career receiving yards, tying Cid Edwards for the fourth-most catches by an undrafted RB in team annals and passing Edwards for No. 4 among undrafted RBs in franchise history...In the first quarter, ran a stop-and-go-route down the right sideline after starting spread wide to the right, beating the coverage of DB Tracy Walker for a 35-yard gain...Later on the same drive, leaped over the line for a one-yard TD...In the third quarter, took a screen pass in the right flat for a 25-yard gain with downfield blocking from Mike Pouncey, Dan Feeney and T Sam Tevi...**vs. Houston (Sept. 22):** Posted 36 rushing yards on nine attempts (4.0 avg.) and 45 receiving yards on seven catches (6.4 avg.) to record 81 scrimmage yards...Broke a tie with Cid Edwards (78) for the third-most catches by an undrafted RB in team history, finishing the game with 85 for his career...**at Miami (Sept. 29):** Registered 122 yards from scrimmage (60 rushing, 62 receiving) and two TDs (one rushing, one receiving) to join Priest Holmes (2002, '03) as the only undrafted RBs in the common draft era (since 1967) to have 100-plus scrimmage yards and a TD in three of his team's first four games of a season)...Also became the first undrafted RB in the common draft era to register three receiving TDs in each of his first three pro seasons...On the TD catch, came in motion behind



GENERAL INFORMATION	RECORDS & HISTORY	2019 IN REVIEW	DRAFT PICKS & FREE AGENTS	EKELER	FRONT OFFICE	COMMUNITY
						<p>the formation, catching a swing pass in the left flat before forcing a missed tackle by S Reshad Jones and powering through CB Xavien Howard at the goal line...<b>vs. Denver (Oct. 6):</b> Started as the second RB, finishing with a single-game team-record 15 receptions for 86 yards (5.7 avg.)...Eclipsed 1,000 career receiving yards...Added three carries for seven yards (2.3 avg.)...<b>vs. Pittsburgh (Oct. 13):</b> Carried the ball five times for 11 yards (2.8 avg.) while catching three passes for 14 yards (4.7 avg.)...<b>at Tennessee (Oct. 20):</b> Posted seven receptions for 118 yards (16.9 avg.) and a 41-yard TD, the first 100-yard performance of his career...Added seven rushing yards on five attempts (1.4 avg.)...In the fourth quarter, was split wide to the right, getting behind the coverage of LB Wesley Woodyard on a stop-and-go-route to bring in the receiving score...Tied Hal Giancanelli for the second-most receiving TDs (10) by an undrafted RB through the first three seasons of his career...<b>at Chicago (Oct. 27):</b> Ran three times for three yards (1.0 avg.) and posted two catches for 19 yards (9.5 avg.), including an 11-yard reception for the game-winning TD...On the play, caught the pass in the right flat before turning upfield and juking past LB Danny Trevathan and diving into the end zone through a hit by LB Roquan Smith...Passed Don Woods (1,187) for No. 10 in receiving yards by a Chargers RB in history...<b>vs. Green Bay (Nov. 3):</b> Set a season high with 70 rushing yards on 12 carries (5.8 avg.)...Added four receptions for 23 yards (5.8 avg.)...<b>at Oakland (Nov. 7):</b> Started as the second RB, carrying the ball six times for 19 yards (3.8 avg.) and catching a pair of passes for 29 yards (14.5 avg.) and a TD...On the scoring grab, ran a drag-route from the left while running away from the coverage of LB Tahir Whitehead for a six-yard TD...On the first play from scrimmage, lined up in a bunch formation in the left slot to run a post-route for a 23-yard gain, holding onto the pass despite a big hit from S Karl Joseph...Moved to No. 9 in career receiving yards and No. 4 in career TD catches by an RB in team history...<b>vs. Kansas City (Estadio Azteca, Nov. 18):</b> Had 108 receiving yards on eight catches (13.5 avg.) for his second 100-yard performance...Added 24 rushing yards on five attempts (4.8 avg.)...Set a single-season career high by eclipsing 1,000 yards from scrimmage on the season...Caught a swing pass to the right with DE Tanoh Kpassagnon trailing in coverage before juking past S Jordan Lucas for a 37-yard catch-and-run...Had a block on CB Bashaud Breeland to help free RB Melvin Gordon III for a 21-yard carry...<b>at Denver (Dec. 1):</b> Reached 10 scrimmage TDs on the season by hauling in his seventh receiving score of the year...Finished with four catches for 51 yards (12.8 avg.) and the TD, which tied him with Danny Woodhead for No. 3 in Chargers history among RBs...Moved to No. 8 in team annals for receiving yards by a RB, passing Darren Sproles (1,400)...Carried the ball nine times for 16 yards (1.8 avg.)...Ran a wheel-route to the left behind the coverage of LB Todd Davis before powering through hits from S Justin Simmons and CB Isaac Yiadom for a 30-yard receiving score...<b>at Jacksonville (Dec. 8):</b> Started at RB, registering over 100 yards rushing and over 100 yards receiving, the second-ever Charger to do so (Lionel James, 1985)...Accomplished the feat on 12 touches, the fewest of</p>
						<p>any player to achieve 100 and 100 in NFL history...Rushed for 101 yards on eight attempts (12.6 avg.) while catching four passes for 112 yards (28.0 avg.) and an 84-yard TD, setting a single-game career high with 213 scrimmage yards...With just under five minutes left in the game, took a handoff to the left for a three-yard gain to surpass 100 rushing yards...On the next play, ran to the right flat on a screen pass for 14 yards, eclipsing 100 receiving yards...The TD catch gave him eight for the season, tying for the most in a season by a RB in team history, and 14 for his career, tying for the second-most in Chargers history by a RB...On the TD, caught a screen pass in the right flat, turning upfield using blocks from Allen Keenan and Michael Schofield to go for an 84-yard score, the longest pass of QB Philip Rivers' career...The 100-yard receiving performance gave him three for his career, tying for the most by a RB in team annals...Moved past Chuck Muncie (138) for No. 9 on the team's all-time receptions list among RBs...Eclipsed 1,500 career receiving yards, moving into sole possession of seventh among RBs in team history past Danny Woodhead...Took a first half handoff to the left behind blocks from Allen, TE Hunter Henry and Mike Williams...<b>vs. Minnesota (Dec. 15):</b> Carried the ball seven times for 19 yards (2.7 avg.) and catching five passes for 62 yards (12.4 avg.)...Ran a wheel-route on the left side, getting behind the coverage of LB Eric Kendricks for a 27-yard gain...<b>vs. Oakland (Dec. 22):</b> Registered 58 receiving yards on five receptions (11.6 avg.), bringing him to 950 receiving yard on the year to pass Ronnie Harmon (914 in 1992) for the second-most single-season receiving yards by a Chargers RB in history...Moved to No. 8 on the team's all-time receptions list among RBs...Joined Keenan Allen as the second-ever set of Chargers teammates to each have 80-plus catches in the same season...Along with Allen and Mike Williams, became the first trio of NFL teammates to have 900-plus receiving yards in the same year since the Patriots accomplished the feat in 2014...In the second quarter, slipped to the left flat, catching a pass and breaking the tackle of LB Will Compton and spinning out of another tackle, this time of S Erik Harris, for a 17-yard gain...<b>at Kansas City (Dec. 29):</b> Posted nine carries for 46 yards (5.1 avg.) and nine catches for 43 yards (4.8 avg.)...Eclipsed 90 catches, giving him the second-most in a single season by a Chargers RB in history...With Keenan Allen, was part of the first duo of Chargers teammates to each have 90-plus catches in the same season...The rushing yards pushed him to 557, setting a new single-season career high.</p> <p><b>2018:</b> Appeared in 14 games with three starts at RB and was inactive two others...Carried the ball 106 times for 554 yards (5.2 avg.) and three TDs...Posted 39 receptions for 404 yards (10.4 avg.) and three TDs, including a career-long 44-yard TD catch...Passed Hank Bauer for the second-most scrimmage TDs by an undrafted RB in team history over a player's first two seasons, reaching 11 career scrimmage scores in the regular-season finale...The receiving scores brought his career total to six, making him the sixth undrafted RB in NFL history to have at least six TD catches in his first two seasons...Became the first undrafted RB to record five-plus TD catches in his first two seasons</p>



since 1966 (Dallas RB Dan Reeves had nine TD catches from 1965-66)...The six receiving TDs tied RB Mike Tolbert for the third-most in team history by an undrafted RB...Became the first undrafted Charger to record a rushing TD and a receiving TD in each of his first two seasons...Recorded nine tackles on special teams, giving him 26 for his career...Participated in both playoff games for the first postseason action of his career...Recorded 11 carries for 29 yards (2.6 avg.) while adding seven catches for 33 receiving yards (4.7 avg.)...Registered a tackle on special teams...

**Awards:** Pro Football Journal Second-Team All-AFC (Third Down RB)...**vs. Kansas City (Sept. 9):** Finished with five carries for 39 yards (7.8 avg.) and five receptions for a career-high 87 yards (17.4 avg.) and a TD...The 126 scrimmage yards were a single-game career high, beating his mark of 119 in Week 10 of 2017 at Jacksonville...Midway through the second quarter, hauled in the 13-yard TD pass from QB Philip Rivers, marking Rivers' 343rd career TD passes for sole possession of sixth in NFL history...On the play, got behind LB Anthony Hitchens in the front left corner of the end zone as Rivers stood tall in the face of pressure...Earlier in the game, corralled a pass down the left sideline that was tipped by WR Keenan Allen for a 30-yard gain, maintaining possession after an illegal hit by DB Ron Parker...**at Buffalo (Sept. 16):** Posted a career best with a game-high 77 rushing yards on 11 carries (7.0 avg.), surpassing his previous high of 49 yards (Dec. 10, 2017 vs. Washington) with 10 minutes remaining in the second quarter...Added three receptions for 21 yards (7.0 avg.)...Took a sweep handoff from left-to-right for 16 yards in the first quarter, getting downfield blocks from TE Virgil Green and WR Tyrell Williams...Posted two carries of 15-plus yards in a three-play stretch in the second quarter...Took the first handoff off tackle to the left with a block from Green pulling to the left before breaking a tackle attempt of S Micah Hyde for a 22-yard gain...Two plays later, received another pulling block from Green to spring him free on an end-around to the left for 16 yards...**at Los Angeles Rams (Sept. 23):** Carried the ball four times for 47 yards (11.8 avg.)...Caught three passes for 24 yards (8.0 avg.)...Posted a game-long 32-yard run in the third quarter, juking past S Lamarus Joyner in the open field after receiving sealing blocks from G Michael Schofield III, Virgil Green, FB Derek Watt and C Mike Pouncey...Added a tackle on special teams...**vs. San Francisco (Sept. 30):** Hauled in two catches for 31 yards (15.5 avg.), including a 22-yard score...The receiving TD marked his second of the year and fifth of his career, making him the first undrafted RB to catch five-plus TD passes in the first two seasons of his professional career since 1966 (Dan Reeves had nine from 1965-66)...On the score, lined up split wide to the right and ran a go-route down the sideline, getting behind the single-man coverage of LB Fred Warner to catch the pass from Philip Rivers in the end zone...Added 25 rushing yards on eight attempts (3.1 avg.)...Registered a special teams tackle...**vs. Oakland (Oct. 7):** Hauled in the sixth TD pass of his career on a career-long 44-yard catch-and-run to become the sixth-ever undrafted RB to have six-plus TD receptions in his first two seasons...On the play, caught the ball in the left flat, juking by LB Tahir Whitehead and CB Daryl

Worley and running down the sideline for the score while getting a block from Keenan Allen...Posted six carries for 15 yards (2.5 avg.)...Recorded two special teams tackles...**at Cleveland (Oct. 14):** Carried the ball seven times for 60 yards (8.6 avg.)...Part of a rushing attack that registered 246 yards on the ground, the most by a Chargers offense since 2008...Recorded two carries for 10-plus yards within a three-play span in the third quarter, including a 13-yard gain where he broke three tackles...In the fourth quarter, took a shotgun handoff to the left for 20 yards, getting key blocks from G Dan Feeney, T Russell Okung, C/G Scott Quessenberry and Virgil Green...Posted a tackle on special teams...**vs. Tennessee (Wembley Stadium, Oct. 21):** Made the first start at RB of his career in place of an injured Melvin Gordon...Carried the ball 12 times for 42 yards (3.5 avg.) and tied a single-game career high with five receptions for 26 yards (5.2 avg.)...Took a handoff in the third quarter for an 11-yard gain, weaving through blocks from Mike Pouncey, Dan Feeney and Virgil Green...**at Seattle (Nov. 4):** Carried the ball three times for 21 yards (7.0 avg.) and registered a 13-yard reception...Took a jet-sweep to the left in the first quarter for a 16-yard gain behind blocks from Virgil Green and TE Sean Culkin...**at Oakland (Nov. 11):** Carried the football three times for 19 yards (6.3 avg.)...Registered five tackles on special teams...**vs. Denver (Nov. 18):** Posted 29 rushing yards on six attempts (4.8 avg.) while registering two receptions for 40 yards (20.0 avg.)...Took his longest run of the day 17 yards on a reverse behind blocks from Philip Rivers and Keenan Allen...In the fourth quarter, hauled in a pass on a drag-route that went for a 23-yard gain after breaking a tackle attempt by ILB Josey Jewell...**vs. Arizona (Nov. 25):** Recorded the third game of his career with 100-plus scrimmage yards, finishing the day with 103...Set a single-game career high with 10 catches, gaining 68 yards on those receptions (6.8 avg.)...Carried the ball five times for 35 yards (7.0 avg.) and a TD, his first rushing score of the year, becoming the first undrafted Charger in history to score a rushing and receiving TD in each of his first two seasons...Set up his own two-yard score one play earlier by taking a pitch to the left in the third quarter on fourth-and-one for 13 yards, sprinting around S Antoine Bethea and breaking the tackle attempt of CB Patrick Peterson to move the chains...Earlier in the third quarter, broke tackle attempts by LB Gerald Hodges and CB Leonard Johnson on a 14-yard catch-and-run on an underneath route...**at Pittsburgh (Dec. 2):** Started at RB for the second time in his career...Carried the ball a career-high 13 times for 21 yards (1.6 avg.)...Registered five receptions for 22 yards (4.4 avg.)...**vs. Cincinnati (Dec. 9):** Punched in a rushing TD and had 66 yards on the ground on 15 attempts (4.4 avg.)...The rushing score gave him 10 career scrimmage TDs to tie Hank Bauer for the second-most in team history by an undrafted RB through his first two seasons...Registered the five-yard TD in the second quarter, cutting at the line of scrimmage behind a crashing block from T Sam Tevi and a sealing block from TE Antonio Gates before powering through S Shawn Williams and LB Nick Vigil at the goal line...Set up the score by taking a screen pass in the left flat 21 yards to the five-yard line...

GENERAL INFORMATION	RECORDS & HISTORY	2019 IN REVIEW	DRAFT PICKS & FREE AGENTS	EKELER	FRONT OFFICE	COMMUNITY
						<p>Added a pair of receptions for 28 yards (14.0 avg.)... On the game's opening drive, posted carries of 18 and 15 yards...Started at RB for the third time...<b>at Kansas City (Dec. 13):</b> Inactive (neck/concussion)...<b>vs. Baltimore (Dec. 22):</b> Inactive (neck)...<b>at Denver (Dec. 30):</b> Carried the ball eight times for 58 yards (7.3 avg.) and a TD...Took a fourth quarter handoff to the right, bouncing it outside behind blocks from Tyrell Williams and Sean Culkin before breaking a tackle for a 41-yard gain...Later on the same drive, powered up the middle for a one-yard score through two Denver defenders...<b>at Baltimore (AFC Wild Card, Jan. 6):</b> Saw action in the first postseason game of his career, participating on 39 offensive plays and four on special teams...Carried the ball 11 times for 29 yards (2.6 avg.) and registered 14 receiving yards on four catches (3.5 avg.)...<b>at New England (AFC Divisional, Jan. 13):</b> Caught three passes for 19 yards (6.3 avg.)...Added a tackle on special teams.</p>
						<p><b>2017:</b> Appeared in all 16 games...Scored a 35-yard TD on the first carry of his career...Registered 47 carries for 260 yards (5.5 avg.) and two TDs...Posted 27 receptions for 279 yards (10.3 avg.) and three TDs...Recorded two TD catches of 20-plus yards in the contest at Jacksonville, becoming the first RB to do so in a single game since RB Jamaal Charles (Dec. 15, 2013)...His three TD catches were the most by an undrafted rookie RB in Chargers history and tied RB Don Woods (1974) and RB James Brooks (1981) for the most by a rookie RB in team annals...Returned five kickoffs for 85 yards (17.0 avg.)...Added 17 special teams tackles...<b>at Denver (Sept. 11):</b> Made his NFL debut in his home state of Colorado...Posted two receptions for 18 yards (9.0 avg.) while seeing action on three offensive plays and 17 on special teams...Registered a special teams tackle on punt coverage, pinning Denver inside its own 20...<b>vs. Miami (Sept. 17):</b> Returned three kickoffs for 49 yards (16.3 avg.) with a long of 22 yards...Added a special teams tackle on punt coverage...<b>vs. Kansas City (Sept. 24):</b> Registered a six-yard reception...<b>vs. Philadelphia (Oct. 1):</b> Recorded a TD on the first carry of his career, a 35-yard score in the fourth quarter...Forced a missed tackle by OLB Mychal Kendricks on second down before running away from defenders for the score...Added two receptions for 23 yards (11.5 avg.)...Contributed with two special teams tackles on punt coverage that pinned the Eagles inside the 20-yard line...<b>at New York Giants (Oct. 8):</b> Posted four carries...Registered career highs in receptions (three) and receiving yards (28) for a 9.3 yards-per-reception average...Contributed with a tackle on kickoff coverage, pinning the Giants inside their own 20-yard line...<b>at Oakland (Oct. 15):</b> Recorded a one-yard run and an eight-yard reception...Totaled two special teams tackles on punt coverage...Converted a reception on third-and-eight to move the chains on the team's first scoring drive...Caught the pass from QB Philip Rivers in the right flat and juke'd past CB David Amerson to get enough yardage for the first down...<b>vs. Denver (Oct. 22):</b> Registered the first TD catch of his career, finishing the game with four catches for six yards (1.5 avg.) and the score...On the play, started in</p>
						<p>shotgun formation to the right of Philip Rivers before motioning left out of the backfield to catch a swing-pass in the left flat from Rivers for the one-yard score...Posted 38 rushing yards on seven carries (5.4 avg.)...Added a special teams tackle on kickoff coverage that forced Denver to start inside the 20...Contributed on punt coverage by downing a punt by P Drew Kaser at the Denver one-yard line in the third quarter...<b>at New England (Oct. 29):</b> Posted two rushes for eight yards (4.0 avg.) and hauled in a 13-yard catch...Returned two kickoffs for 36 yards (18.0 avg.)...Added a special teams tackle on punt coverage...<b>at Jacksonville (Nov. 12):</b> Led the team in rushing and receiving yards, posting his first game with more than 100 scrimmage yards (119)...Posted 42 rushing yards on 10 carries (4.2 avg.)...Finished with 77 receiving yards and two TDs on five catches (15.4 avg.), including a 28-yard TD catch at the end of the first half...On the play, caught a pass in the right flat and ran away from LB Telvin Smith before breaking a tackle by CB Jalen Ramsey and running down the sideline for the score...Added a 22-yard score after catching another pass in the right flat before turning up the sideline and diving across the goal line for the TD...Became the first RB to post two TD catches of 20-plus yards in the same game since Jamaal Charles (Dec. 15, 2013)...Led the team with three special teams tackles, all coming on punt coverage...<b>vs. Buffalo (Nov. 19):</b> Rushed for 40 yards and a TD on six attempts (6.7 avg.)...In the fourth quarter, took a handoff up the middle from QB Kellen Clemens and ran away from Bills defenders for a 21-yard TD after receiving blocks from G/T Michael Schofield, G Kenny Wiggins, TE Cumberland and WR Tyrell Williams...Added two catches for 18 yards (9.0 avg.)...<b>at Dallas (Nov. 23):</b> Rushed for 15 yards on six attempts (2.5 avg.) and posted three catches for 55 yards (18.3 avg.), including a 38-yard catch in the third quarter...On third-and-two, was split wide left and put a double-move on LB Justin Durant to get open down the left sideline for the 38-yard completion from Philip Rivers...<b>vs. Cleveland (Dec. 3):</b> Posted 19 rushing yards on four attempts (4.8 avg.) and 21 receiving yards on a pair of receptions (10.5 avg.)...<b>vs. Washington (Dec. 10):</b> Posted a 49 rushing yards on four carries (12.3 avg.)...Three special teams tackles came on kickoff coverage (one pinning the Redskins inside the 20) and two came on punt coverage (one pinned Washington inside their own 20)...On final play of the first half, took a handoff from Philip Rivers in the shotgun and ran through blocks from T Russell Okung, G Dan Feeney and TE Antonio Gates for a 33-yard gain, finishing just short of the end zone...<b>at Kansas City (Dec. 16):</b> Played 10 snaps on offense and six on special teams before leaving with a hand injury...Finished with a six-yard reception and 13 rushing yards on two attempts (6.5 avg.)...Ran for a 12-yard gain in the first quarter, taking an end-around handoff from Philip Rivers after a fake swing-pass to RB Melvin Gordon past a block from Dan Feeney...<b>at New York Jets (Dec. 24):</b> Limited to four special teams plays due to a hand injury suffered at Kansas City...<b>vs. Oakland (Dec. 31):</b> Still limited with a cast on his hand, appeared on six special teams snaps.</p>

**COLLEGE:** Played four seasons (2013-16) at Western State Colorado in Gunnison, Colo., totaling 5,857 rushing yards and 55 rushing TDs on 932 attempts (6.3 avg.)...Broke almost every career rushing record in school history...Four-time first-team All-Rocky Mountain Athletic Conference selection...Posted 1,000-plus rushing yards all four seasons (1,049 in 2013, 1,676 in 2014, 1,637 in 2015 and 1,495 in 2016)...Became the school's career rushing yards leader as a junior...Candidate for the Harlon Hill Trophy in 2015, which is awarded to the top Division-II player...Set a career high with a 344-yard, five-TD performance at Western New Mexico in 2015...With 1,676 rushing yards as a sophomore in 2014, set the Mountaineers record for rushing yards in a single season.

**PERSONAL:** Given name Austin Ekeler...Last name is pronounced ECK-ler...Born in Lincoln, Neb. ...Spent a month the 2019 offseason in Australia...In 2019, participated with TE Hunter Henry in the Tour de Pier in Manhattan Beach, Calif., helping raise funds and awareness for pancreatic cancer...Sent video messages to congratulate the graduates from Los Angeles and Inglewood Unified School Districts...Completed his collegiate degree in the spring of 2018, following his rookie campaign...Earned a degree in energy management from Western State Colorado...**High School:** Earned All-Conference and All-State honors in football and track & field at Eaton (Colo.) High...Finished his high school career with 2,398 rushing yards and 42 TDs for a 10.2 avg.

### AUSTIN EKELER NFL STATISTICS

Year	Team	GP	GS	- Rushing -					- Receiving -					Scrimmage Yards
				Att	Yds	Avg.	Lg	TD	No.	Yds	Avg.	Lg	TD	
2017	Los Angeles Chargers	16	0	47	260	5.5	35t	2	27	279	10.3	38	3	539
2018	Los Angeles Chargers	14	3	106	554	5.2	41	3	39	404	10.4	44t	3	958
2019	Los Angeles Chargers	16	8	132	557	4.2	35	3	92	993	10.8	84t	8	1,550
<b>NFL Totals</b>		<b>46</b>	<b>11</b>	<b>285</b>	<b>1,371</b>	<b>4.8</b>	<b>41</b>	<b>8</b>	<b>158</b>	<b>1,676</b>	<b>10.6</b>	<b>84t</b>	<b>14</b>	<b>3,047</b>

Year	Team	- Kickoff Returns -					- Punt Returns -					- All-Purpose -	
		No.	Yds	Avg.	Lg	TD	No.	FC	Yds	Avg.	Lg	TD	Yards
2017	Los Angeles Chargers	5	85	17.0	22	0	0	0	0	-	-	0	624
2018	Los Angeles Chargers	0	0	-	-	0	0	0	0	-	-	0	958
2019	Los Angeles Chargers	0	0	-	-	0	0	0	0	-	-	0	1,550
<b>NFL Totals</b>		<b>5</b>	<b>85</b>	<b>17.0</b>	<b>22</b>	<b>0</b>	<b>0</b>	<b>2</b>	<b>0</b>	<b>-</b>	<b>-</b>	<b>0</b>	<b>3,132</b>

POSTSEASON				- Rushing -					- Receiving -					Scrimmage
Year	Team	GP	GS	Att	Yds	Avg.	Lg	TD	No.	Yds	Avg.	Lg	TD	Yards
2018	Los Angeles Chargers	2	0	11	29	2.6	7	0	7	33	4.7	9	0	62

POSTSEASON		- Kickoff Returns -					- Punt Returns -					- All-Purpose -	
Year	Team	No.	Yds	Avg.	Lg	TD	No.	FC	Yds	Avg.	Lg	TD	Yards
2018	Los Angeles Chargers	0	0	-	-	0	0	0	0	-	-	0	62

### CAREER NFL TRANSACTIONS

**2017** Signed by Los Angeles Chargers as undrafted free agent, May 12.

**2020** Signed contract extension, March 16.



# BRANDON FACYSON ⚡ 28

**CORNERBACK | VIRGINIA TECH**

6-2 | 197 lbs | NEWNAN, GA.

FREE AGENT - 2018

EXPERIENCE: 3RD NFL SEASON

3RD YEAR WITH CHARGERS

## CAREER HIGHLIGHTS

- ▶ *Made the first starts of his career last season, opening four games at LCB to record the first defensive statistics of his career with 35 tackles (25 solo), two tackles for loss and a pass defended while adding nine tackles on special teams.*
- ▶ *Appeared in 15 games in 2018 after making the 53-man roster as an undrafted free agent, recording four tackles and a fumble recovery on special teams.*

**2019:** Played in all 16 games, starting four at LCB for the first starts of his career...Recorded 35 tackles (25 solo), two tackles for loss and a pass defended...Added nine tackles on special teams...**vs. Indianapolis (Sept. 8):** Came on in relief of injured CB Michael Davis, recording a career-high nine tackles (seven solo)...**at Detroit (Sept. 15):** Made the first start of his career at LCB, posting eight tackles (six solo)...**vs. Houston (Sept. 22):** Registered three tackles (two solo), a tackle for loss and a pass defended after opening the game at LCB...Fought through the block of TE Jordan Akins on a screen pass to tackle WR Will Fuller V for a three-yard loss on third-and-two...**at Miami (Sept. 29):** Appeared on five plays on special teams...**vs. Denver (Oct. 6):** Played a game-high 23 special teams snaps in the 20th game played of his career...Recorded a special teams tackle...**vs. Pittsburgh (Oct. 13):** Contributed on a game-high 22 plays on special teams, posting his second tackle on special teams in the process...**at Tennessee (Oct. 20):** Played 19 special teams snaps and five on defense...**at Chicago (Oct. 27):** Recorded three tackles on special teams while playing on three defensive snaps and 22 on special teams...**vs. Green Bay (Nov. 3):** Played 16 snaps on special teams and two on defense, finishing with a special teams tackle...**at Oakland (Nov. 7):** Contributed on three defensive plays and a game-high 25 on special teams...**vs. Kansas City (Estadio Azteca, Nov. 18):** Played on 22 special teams snaps and three on defense...**at Denver (Dec. 1):** Started at LCB, tying his career high with nine tackles (five solo)...**at Jacksonville (Dec. 8):** Posted five tackles (four solo) and a tackle for loss

after opening up as the starting LCB...**vs. Minnesota (Dec. 15):** Recorded a solo stop and a tackle on special teams...**vs. Oakland (Dec. 22):** Played two snaps on defense and 19 on special teams, posting a special teams tackle...**at Kansas City (Dec. 29):** Recorded his ninth special teams tackle of the season, seeing time on 14 plays on special teams.

**2018:** Appeared in 15 games and was inactive for another...Recovered a fumble on kickoff coverage and registered four tackles on special teams...Played in both of the team's postseason games...**vs. Kansas City (Sept. 9):** Inactive (healthy scratch)...**at Buffalo (Sept. 16):** Made his NFL debut, appearing on 13 special teams plays...Posted the first special teams tackle of his career...**at Los Angeles Rams (Sept. 23):** Contributed on six plays on special teams...**vs. San Francisco (Sept. 30):** Appeared on 16 special teams plays...**vs. Oakland (Oct. 7):** Played 12 snaps on special teams...**at Cleveland (Oct. 14):** Saw the first regular-season action on defense of his career, playing two snaps...Appeared on 15 plays on special teams...**vs. Tennessee (Wembley Stadium, Oct. 21):** Recorded the second tackle on special teams of his career...**at Seattle (Nov. 4):** Participated on 13 plays on special teams...**at Oakland (Nov. 11):** Played 14 special teams snaps...**vs. Denver (Nov. 18):** Posted a tackle on special teams...**vs. Arizona (Nov. 25):** Played four defensive snaps and 16 on special teams...**at Pittsburgh (Dec. 2):** Appeared on seven special teams snaps...**vs. Cincinnati (Dec. 9):** Posted a tackle on special teams...**at Kansas City (Dec. 13):** Participated on 16 plays on special teams...**vs. Baltimore (Dec. 22):** Played 19 special teams snaps...**at Denver (Dec. 30):** Dove to recover a fumble along the sideline on kickoff coverage that was forced by CB Desmond King II...Began the game by recovering a Denver onside kick attempt on the opening kickoff...**at Baltimore (AFC Wild Card, Jan. 6):** Played on five special teams plays before departing due to injury in the first postseason action of his career...Provided a block on WR/RS Chris Moore to spring Desmond King free on a 33-yard punt return, the longest in Chargers postseason history...**at New England (AFC Divisional, Jan. 13):** Saw action on 26 special teams plays.

**COLLEGE:** Played five seasons (2013-17) at Virginia Tech, receiving a medical hardship waiver for the 2014 season...Started 47 of 55 career games played for the Hokies, finishing with 131 tackles (91 solo), nine tackles for loss, five INTs, 44 passes defended, three forced fumbles and a recovery...Named third-team All-Atlantic Coast Conference as a freshman in 2013, when he picked off five passes, forced a fumble, recovered a fumble and posted 13 passes defended.

**PERSONAL:** Given name Brandon Lamar Facyson... Last name is pronounced FAY-sen...Born in Jacksonville, Fla. ...Father, Frederick, is a retired Navy pilot...Cousin is former North Carolina QB Oscar Davenport...Grew up with S Antone Exum and the Fuller brothers that have combined to play for five NFL franchises: Vincent II (Titans and Lions), Corey (Lions), Kyle (Bears) and Kendall (Redskins and Chiefs)...First job was as a lifeguard in the summers...Active in team community initiatives, including the presentation of bikes and helmets to 150 children in Long Beach, Calif., during the 2018 season...Helped with the team's shoe distribution with WSS in 2019, giving shoes to students from Santa Ana Unified School District...Honored his grandmother in 2018 by raising awareness for uterine cancer, as she had the disease, through the NFL's My Cause, My Cleats initiative... Earned a degree in biology from Virginia Tech...**High School:** Named first-team All-Region 4B-AAAAA at CB as a senior at Northgate High in Newnan, Ga. ... Earned All-County honors at WR in his senior season from the *Newnan Times-Herald*...Ranked by ESPN as the No. 26 cornerback in the nation...Lettered three years in football and one in track & field.

## BEYOND THE BOLT



A biology major at Virginia Tech, Facyson participated in STEM on the sideline at Tustin (Calif.) High in March 2019. Students at the event engineered and built science and technology projects, including a pinball machine, a guitar and a vending machine. Facyson encouraged students to get involved in STEM programs and stay involved through their high school years.

Facyson was one of five players to be involved with the team's Bikes for Kids initiative in December 2018. 150 students at Cesar Chavez Elementary in Long Beach, Calif., wrote a short essay on the most influential person in their lives, with a handful of winners receiving bicycles and helmets. Facyson, K Michael Badgley, WR Jeremy Davis, CB Michael Davis and WR Artavis Scott surprised the students and revealed that all 150 students would be receiving bikes and helmets courtesy of the Los Angeles Chargers and California Resources Corporation.

## BRANDON FACYSON NFL STATISTICS

Year	Team	GP	GS	- Tackles -					Yds	TFL	- Interceptions -					- Fumbles -		
				Total	Solo	Asst	Sacks				No.	Yds	Lg	TD	PD	FF	FR	Yds
2018	Los Angeles Chargers	15	0	0	0	0	0.0	0	0	0	0	0	-	0	0	0	1	0
2019	Los Angeles Chargers	16	4	35	25	10	0.0	0	0	2	0	0	-	0	1	0	0	0
<b>NFL Totals</b>		<b>31</b>	<b>4</b>	<b>35</b>	<b>25</b>	<b>10</b>	<b>0.0</b>	<b>0</b>	<b>0</b>	<b>2</b>	<b>0</b>	<b>0</b>	<b>-</b>	<b>0</b>	<b>1</b>	<b>0</b>	<b>1</b>	<b>0</b>
Year	Team	GP	GS	- Tackles -					Yds	TFL	- Interceptions -					- Fumbles -		
				Total	Solo	Asst	Sacks				No.	Yds	Lg	TD	PD	FF	FR	Yds
2018	Los Angeles Chargers	2	0	0	0	0	0.0	0	0	0	0	0	-	0	0	0	0	0

## CAREER NFL TRANSACTIONS

**2018** Signed by Los Angeles Chargers as undrafted free agent, May 11.





# DAN FEENEY ⚡ 66

GUARD | INDIANA

6-4 | 310 lbs | ORLAND PARK, ILL.

DRAFT 3 - 2017

EXPERIENCE: 4TH NFL SEASON

4TH YEAR WITH CHARGERS

## CAREER HIGHLIGHTS

- ▶ Named All-Rookie by the Professional Football Writers of America in 2017.
- ▶ Part of a line that protected QB Philip Rivers in a Week 12 win over Arizona in 2018 to set the all-time mark for single-game consecutive completions (25) and a team record for single-game completion percentage with at least 20 attempts (96.6).
- ▶ Paved the way last season for RB Austin Ekeler to record the 35th performance in NFL history with 100 yards rushing and receiving in the Week 14 win at Jacksonville.
- ▶ In 2018, blocked for RB Melvin Gordon III to post a five-game streak with 120-plus scrimmage yards and at least one scrimmage touchdown, the longest such streak in a decade (RB Jamaal Charles, 2007).
- ▶ Paved the way for Gordon to rush for 1,105 yards and eight touchdowns on 284 attempts (3.9 avg.) in 2017 for his first 1,000-yard rushing season.
- ▶ Member of an offensive line that allowed the fewest sacks in the NFL (18) in 2017.

**2019:** Started all 16 games (14 at LG, two at C), blocking for RB Austin Ekeler to become the second-ever Charger to post 100 yards rushing and receiving in a single game (Lionel James, 1985)...Paved the path for Ekeler to total the most yards from scrimmage by a RB over the first two games in a season in team annals with 287 yards and to post 100-plus scrimmage yards and a TD in three of the first four contests...Paved the way for RB Melvin Gordon III to register a 100-yard rushing performance...Part of a unit that blocked for QB Philip Rivers to record two three-TD performances and eight 300-yard games, good for sole possession of the fourth-most 300-yard performances in NFL history...Protected Rivers to move to No. 6 on the all-time passing yards list...**vs. Indianapolis (Sept. 8):** Blocked for Austin Ekeler to become the fifth player in the last decade to post 150-plus yards from scrimmage and three scrimmage TDs in a season opener...Kept Philip Rivers upright to throw for 333 yards and three TDs while completing 73.5 percent of his passes (121.3 rating)...Paved the way for a rushing attack that averaged 6.0 yards-per-attempt...Threw a block on S Clayton Geathers

## HONORS AND AWARDS

**2017:** Professional Football Writers of America All-Rookie (G)

on Ekeler's game-winning seven-yard TD run...Also threw a pair of blocks on two 20-plus yard carries by RB Justin Jackson...**at Detroit (Sept. 15):** Blazed the trail for another efficient rushing attack that posted 137 yards and a score on 25 attempts (5.5 avg.)...Blocked for Austin Ekeler to finish with 133 yards from scrimmage, giving him 287 in the first two weeks for the most by a RB in team annals over the first two games of a season...Had a key block on DE Romeo Okwara to spring Ekeler free for a 12-yard carry...Blocked LB Christian Jones on a 25-yard gain by Ekeler on a screen...**vs. Houston (Sept. 22):** Provided time for Philip Rivers to record a 101.5 passer rating and throw for 318 yards, his 64th 300-yard performance of his career to break a tie with Hall of Fame QB Dan Marino for No. 4 in NFL history...**at Miami (Sept. 29):** Kept Philip Rivers upright to throw for 310 yards and two TDs while registering a 131.9 passer rating, giving the Bolts a 29-0 record when Rivers eclipses a 130 rating...Helped Rivers become the ninth QB in NFL history with 120 career regular-season victories...Blocked for Austin Ekeler to total 122 scrimmage yards and two TDs, making him the second undrafted RB (Priest Holmes in 2002 and '03) in the common draft era (since 1967) to have 100-plus yards from scrimmage and a TD in three of his team's first four games of a season...**vs. Denver (Oct. 6):** Kept Philip Rivers upright to find Austin Ekeler for a franchise-record 15 receptions...Played LG before shifting to C after an injury to C Mike Pouncey...Played 54 offensive snaps...**vs. Pittsburgh (Oct. 13):** Played all 62 offensive snaps, protecting Philip Rivers to record his fourth 300-yard contest of the season...Made the first start of his career at C...**at Tennessee (Oct. 20):** Started at C before moving to LG following an injury to G Forrest Lamp...Blocked for Philip Rivers to throw for 329 yards, his fifth such performance of the season...Protected Rivers to pass Pittsburgh QB Ben Roethlisberger and New York Giants QB Eli Manning for No. 6 on the all-time passing yards list...**at Chicago (Oct. 27):** Played all 45 snaps on offense and four on special teams, providing time for Philip Rivers to reach 400 combined TD passes (regular-season and postseason combined), making



him the sixth QB in history to reach that teams...**vs. Green Bay (Nov. 3):** Played all 71 offensive snaps after starting at LG...Part of a line that blocked for an offense to post 442 total net yards, including a season-high 159 on the ground...Had key blocks on each of Melvin Gordon's rushing TDs, sealing S Adrian Amos on a pulling block on the first score...**at Oakland (Nov. 7):** Started at LG, playing all 77 offensive snaps and four on special teams...Paved the way for a rushing attack that put up 146 yards, including 108 by Melvin Gordon III for the team's first 100-yard rusher of the season...**vs. Kansas City (Estadio Azteca, Nov. 18):** Played all 79 offensive snaps and four on special teams after starting at LG...Blocked for Philip Rivers to record his sixth 300-yard performance and for the offense to post 400-plus yards for the second time in three weeks...**at Denver (Dec. 1):** Played all 66 snaps on offense, blocking for a unit that put up 359 yards of offense and 115 rushing yards, including 99 by Melvin Gordon...**at Jacksonville (Dec. 8):** Part of a line that blocked for the offense to post 525 total net yards, including 195 on the ground...Paved the way for Austin Ekeler to register over 100 yards rushing and 100 yards receiving, the second-ever Charger to do so (Lionel James, 1985)...Registered a block for Ekeler for him to eclipse 100 yards rushing...Had a goal line block for Melvin Gordon to post a one-yard rushing score...**vs. Minnesota (Dec. 15):** Started at LG, playing all 62 snaps on offense...Blocked for Philip Rivers to post over 300 passing yards for the eighth time of the season...**vs. Oakland (Dec. 22):** Started at LG, playing all 61 offensive snaps...Provided time for Philip Rivers to complete nearly 70 percent of his pass attempts on the day...**at Kansas City (Dec. 29):** Blocked for the offense to rush for over 100 yards while giving Philip Rivers time to complete 67.4 percent of his passes...Played all 77 offensive snaps and three on special teams after starting at LG.

**2018:** Started all 16 games at LG...Part of a line that protected QB Philip Rivers to pass Hall of Fame QB Fran Tarkenton for the sixth-most career TD passes in NFL history and Hall of Fame QB John Elway for the eighth-most passing yards in league annals...Blocked for Rivers to pass Hall of Fame QB Terry Bradshaw and New York Giants QB Eli Manning to tie Hall of Fame QB Johnny Unitas for the 10th-most regular-season victories by a QB...Gave Rivers time to post two games with 400-plus yards, five with 300-plus yards and four three-TD contests...Protected Rivers to set a team mark with multiple TD passes in the first 12 games of the season and 13-straight contests dating back to 2017, becoming the fourth QB in history to have multiple TD passes in the first 12 games to open a season...Kept Rivers upright to post a passer rating of at least 90 in each of the first 14 games this season, becoming the third QB to do so in each of the first 14 games of a season in NFL history...Protected Rivers to post the most efficient game in NFL history, setting all-time marks for single-game consecutive completions (25) and single-game completion percentage with at least 20 pass attempts (96.6)...Kept Rivers upright to throw 13 TD passes in the first five games, 15 in the first six contests and 17 in the team's first seven games, tying for the most in his career through five, six and seven games, respectively, to start a season...

## BEYOND THE BOLT



*Feeney raised awareness for Multiple Sclerosis through the NFL's My Cause, My Cleats initiative in 2018. The cleats he wore were auctioned to raise funds for the National MS Society to find a cure for MS. He was first introduced to the National MS Society in recent years when his sister joined the staff in Chicago. "Over the last two years, I have become aware of all the good things they do from fundraising and programs to help individuals and families affected by this disease," Feeney said. "My hope in showcasing the Society for the My Cause, My Cleats campaign is to bring awareness to this disease and be part of the fight to end MS forever."*

Blocked for the NFL's No. 11 offense, posting 372.6 yards-per-game...Contributed on a line that blocked for a rushing attack that posted over 100 yards in five of the first six games, including each of the first four...Blocked for RB Melvin Gordon III to become the sixth Charger to reach 3,000 career rushing yards and post three 100-yard games...Paved the way for Gordon to record the first five-game streak with at least one scrimmage TD and 120-plus yards from scrimmage in a decade (RB Jamaal Charles, 2007)...Is the one Charger to appear on all 995 offensive snaps this season...Appeared on 77 special teams plays...Started at LG in both playoff games...Added eight plays on special teams in the postseason...**vs. Kansas City (Sept. 9):** Blocked for the offense to total a Week 1-high 541 net yards, including 123 on the ground...Protected Philip Rivers to throw for 424 yards and three TDs for a 103.7 passer rating...**at Buffalo (Sept. 16):** Kept Philip Rivers upright to complete 85.2 percent of his passes for 256 yards and three TDs (143.2 passer rating)...It marked Rivers' 54th three-TD performance (second of the season) and the fifth-best single-game passer rating of his career (min. 20 attempts)...Paved the way for an offense that rushed for 100-plus yards for the second time in as many weeks...Blocked for RB Austin Ekeler to record a single-game career-high 77 rushing yards and for Melvin Gordon to match a career best with three total TDs (one rushing, two receiving)...**at Los Angeles Rams (Sept. 23):** Protected Philip Rivers to throw for 226 yards and two TDs, registering a 105.7 passer rating...Blocked for an offense that posted 141 rushing yards on 20 carries (7.1 avg.)...Provided a key block for Melvin Gordon for a 20-yard gain in the first quarter...**vs. San Francisco (Sept. 30):** Blocked for Melvin Gordon to record his first 100-yard rushing game of the season, finishing with 104 yards...It marked the fourth-straight contest where the offense posted at least 100 rushing yards...Protected Philip Rivers to throw for three TDs...**vs. Oakland (Oct. 7):** Appeared in the 20th game of his career, starting at LG and playing all 64 snaps on offense...Provided time for Philip Rivers to throw for 339 yards and register a 143.4 passer rating, the best rating of his career against Oakland...Provided downfield blocking in the fourth quarter for TE Virgil Green to score a 13-yard TD on a screen pass...**at Cleveland (Oct. 14):** Paved the way for the offense to register 449 yards of offense, including a season-high 246 on the ground, which

GENERAL INFORMATION	
RECORDS & HISTORY	
2019 IN REVIEW	
DRAFT PICKS & FREE AGENTS	
FEENEY	
FRONT OFFICE	
COMMUNITY	

was the most by a Chargers offense since 2008... Blocked for Melvin Gordon to post a single-game career high three rushing TDs...Protected Philip Rivers to reach 15 TDs on the year, tying for the most of his career through the first six games of a season... Provided key blocks on Gordon's second TD run of the day and on a 20-yard carry by Austin Ekeler in the fourth quarter...**vs. Tennessee (Wembley Stadium, Oct. 21):** Provided time for Philip Rivers to throw two TDs and 306 yards, registering a 137.7 passer rating, his sixth rating of 100-plus for the year...The two TDs put Rivers at 17 for the season, tying for the most through the first seven games of a season in his career...Blocked CB Logan Ryan to spring Austin Ekeler free for an 11-yard gain in the third quarter...**at Seattle (Nov. 4):** Blocked for Melvin Gordon to post his third 100-yard rushing output of the season, registering a TD and 113 yards on 16 attempts (7.1 avg.)...Protected Philip Rivers to throw for two TDs, 228 yards and a 105.9 passer rating...Provided time for Rivers to record his seventh game of the season with a passer rating over 100, the most through the first eight games of a season in his career...**at Oakland (Nov. 11):** Blocked for Melvin Gordon to post 165 yards from scrimmage and a TD for the fifth-straight game, the longest streak since 2007 (Jamaal Charles)...Protected Philip Rivers to throw for two TDs and 223 yards (105.1 passer rating) for his eighth game of 2018 with a passer rating of 100-plus, good for the most of his career through nine games in a season...Provided a block on Gordon's 15-yard run in the fourth quarter...**vs. Denver (Nov. 18):** Provided time for Philip Rivers to throw for 401 yards, his 11th career 400-yard output, and two TDs, his team-record 11th-straight game with multiple TD passes (dating back to 2017)...Paved the way for Melvin Gordon to post his sixth-straight game with at least 120 yards from scrimmage...**vs. Arizona (Nov. 25):** Helped keep Philip Rivers upright to record the most efficient game in NFL history, setting all-time marks for single-game consecutive completions (25) and single-game completion percentage with at least 20 pass attempts (96.6)...Protected Rivers to become the fourth-ever QB to post multiple TD passes in each of the first 11 games to open a season, with the game marking the 56th three-TD game of Rivers' career... Part of a line that paved the way for a rushing attack to post 178 yards...**at Pittsburgh (Dec. 2):** Provided time for Philip Rivers to become the fourth QB in history to record 12-consecutive games to open a season with multiple TDs and the third QB ever to post 12-straight games to start a season with a 90-plus passer rating...Blocked for Rivers to record 299 passing yards and two TDs for a 115.4 passer rating on 26-of-36 passing (72.2 pct.)...Part of a line that blocked for a rushing attack that posted 83 yards on 13 attempts (6.4 avg.) in the second half...Recorded blocks on LB Vince Williams and S Marcus Allen on a pair of 18-yard runs by RB Justin Jackson, including a TD run to take the lead...**vs. Cincinnati (Dec. 9):** Part of a line that protected Philip Rivers to extend his streak of games with a touchdown pass to 26 straight...Paved the way for Austin Ekeler to register a rushing TD and 66 yards on 15 attempts (4.4 avg.)... Threw a block on CB Darqueze Dennard to spring Ekeler free for a 21-yard gain on a screen pass to close

out the first quarter...**at Kansas City (Dec. 13):** Blocked for Philip Rivers to throw for 313 yards, the 62nd 300-yard performance of his career, to tie Hall of Fame QB Brett Favre for the fifth-most in NFL history... Kept Rivers upright to lead a fourth quarter comeback win and toss a TD in the 27th-straight game...Part of a line that allowed Rivers to fire 30 TDs on the year, giving him six campaigns with at least 30, the fifth-most in history...**vs. Baltimore (Dec. 22):** Contributed on all 63 offensive plays after starting at LG...**at Denver (Dec. 30):** Played all 59 snaps as the starting LG...**at Baltimore (AFC Wild Card, Jan. 6):** Saw the first postseason action of his career, starting at LG and playing all 73 offensive snaps...Blocked on a line that allowed just one sack to a Baltimore pass rush that had more than 40 on the season...**at New England (AFC Divisional, Jan. 13):** Part of a line that blocked for Philip Rivers to throw for a postseason single-game career-high 331 yards...Played all 71 snaps on offense after starting at LG.

**2017:** Named All-Rookie (G) by the *Professional Football Writers of America*...Dressed for all 16 contests, appearing in 15 and making nine starts... Took over as the starting LG after C/G Matt Slauson suffered a season-ending biceps injury...Blocked for QB Philip Rivers to reach 342 career passing TDs, tying Hall of Fame QB Fran Tarkenton for sixth in NFL history...Allowed time for Rivers to reach 50,000 career regular-season passing yards, finishing the season ranked ninth on the all-time passing yards list with 50,348...Provided protection for Rivers to finish the year with 4,171 completions, good for seventh on the all-time completions list...Member of an offensive line that allowed the fewest sacks in the NFL (18)...**Awards:** *Professional Football Writers of America* All-Rookie (G)...Pro Football Journal First-Team All-Rookie (G)...NFL.com's Gil Brandt All-Rookie (G)...**at Denver (Sept. 11):** Made his NFL debut, appearing on nine special teams plays...**vs. Miami (Sept. 17):** Played 11 snaps on special teams...**vs. Kansas City (Sept. 24):** Dressed, but did not see any action...**vs. Philadelphia (Oct. 1):** Appeared on a special teams play and saw the first action on offense of his career...Replaced Matt Slauson after a triceps injury, appearing on four plays...Provided Philip Rivers protection to find TE Hunter Henry on a four-yard TD to bring Los Angeles within two points...**at New York Giants (Oct. 8):** Appeared on nine offensive snaps...**at Oakland (Oct. 15):** Appeared on 11 offensive plays...On a screen pass to RB Melvin Gordon, provided the final downfield block inside the five-yard line for Gordon to score...**vs. Denver (Oct. 22):** Replaced Matt Slauson after a season-ending biceps injury, seeing action on 26 offensive snaps and one on special teams...Provided a key kick-out block on OLB Shaquil Barrett to spring RB Austin Ekeler for an 11-yard run...**at New England (Oct. 29):** Started at LG for the first start of his career, playing all 58 snaps on offense and two on special teams...Helped pave the way for Melvin Gordon to rush for a season-high 132 yards and an 87-yard TD on 14 carries (9.4 avg.)...**at Jacksonville (Nov. 12):** Started at LG, providing time for Philip Rivers to throw for 235 yards and two TDs with an INT on 21-of-37 passing (56.8 pct.) to move past Hall of Fame QB Warren Moon (3,988)

— 106 —

for eighth on the all-time completions list...**vs. Buffalo (Nov. 19):** Started at LG, joining G/T Michael Schofield and G Kenny Wiggins as the only Chargers to play all 74 offensive snaps...Provided protection for Philip Rivers and QB Kellen Clemens to throw for a combined 284 passing yards and two TDs for a 108.4 passer rating, including Rivers completing 20-of-32 passes (62.5 pct.) for 251 yards and two TDs (107.7 passer rating) through three quarters...It marked the fifth game of the season for Rivers with a passer rating above 100 and his fourth above 105...Blocked for Melvin Gordon and Austin Ekeler to combine for 120 rushing yards and two TDs on 26 carries (4.6 avg.)...**at Dallas (Nov. 23):** Started at LG and played all 68 snaps on offense and six on special teams...Part of a line that allowed Philip Rivers to throw for 434 yards and three TDs on 27-of-33 passing (81.8 pct.) for a 149.1 passer rating...It marked the ninth 400-yard game, 54th 300-yard game and 51st three-TD game of Rivers' career...The 149.1 passer rating ranked third in his career...On the first TD pass, provided Rivers time to move through his progressions to find Hunter Henry in the middle of the end zone matched up with S Byron Jones for a three-yard score...**vs. Cleveland (Dec. 3):** Played all 70 snaps on offense and seven on special teams after opening the contest at LG...Blocked for Philip Rivers to complete 31 passes on 43 attempts (72.1 pct.) for 344 yards and a TD (103.2 passer rating), marking the 55th 300-yard game of Rivers' career...Protected Rivers to reach 3,000 yards on the year for the 12th-consecutive season, which also brought his career total past 49,000...The victory gave Rivers 103 for his career, good for sole possession of 13th in league history, breaking a tie with Warren Moon...Blocked for Melvin Gordon to rush for 77 yards on 19 carries (4.1), including a sealing block of LB James Burgess Jr., on Gordon's 29-yard run in the third quarter...**vs. Washington (Dec. 10):** Started at LG and played all 72 snaps on offense and six on special teams...Provided protection for Philip Rivers to post the 104th victory of his career and pass Warren Moon (49,324) for ninth in all-time passing yards...Blocked for Rivers to post 319 passing yards and two TDs on 18-of-31 passing (58.1 pct.) for a 114.9 passer rating, marking his 56th career game of 300-plus passing yards...Provided key blocks on Austin Ekeler's 33-yard run to close the first half and Melvin Gordon's one-yard TD run in the third quarter...**at Kansas City (Dec. 16):** Played all 64 snaps on offense and two on special teams after opening the game at LG...Blocked for Melvin Gordon to post 78 rushing yards and a TD on 19 attempts (4.1 avg.) and six catches for 91 yards (15.2 avg.)...Gordon's 169 yards from scrimmage were a season high and ranked second in his career...Chipped a key downfield block on an end-around run by Austin Ekeler in the second quarter for a 12-yard gain...**at New York Jets (Dec. 24):** Started at LG, playing all 73 snaps on offense and three on special teams...Provided time for Philip Rivers to pass Hall of Fame QB John Elway (4,123) for eighth on the all-time completions list, finishing 22-of-40 passing (55.0 pct.) for 290 yards and a TD (86.5 passer rating)...It marked Rivers' ninth 4,000-yard season of his career, becoming the fourth QB in NFL history to achieve 4,000 yards in nine-plus seasons (Peyton Manning with 14, Drew Brees with 12 and

Tom Brady with nine)...Blocked for Melvin Gordon to post 81 rushing yards and a TD on 19 carries (4.3 avg.) and haul in three catches for 47 yards (15.7 avg.), allowing Gordon to surpass 1,000 rushing yards for the first season of his career...Pulled to the left and provided a cut-block on CB Morris Claiborne for Gordon to take a pitch 18 yards in the third quarter...**vs. Oakland (Dec. 31):** Started at LG, appearing on all 70 offensive snaps and six on special teams...Protected Philip Rivers to throw for 387 yards and three TDs on 28-of-37 passing (75.7 pct.) for a 135.8 passer rating...It marked Rivers' 57th 300-yard game and his 52nd three-TD game...Rivers' three TD passes brought his career total to 342, tying Fran Tarkenton for sixth in NFL history...Provided time for Rivers to eclipse 50,000 career regular-season passing yards, making him the ninth player in league annals to do so...Blocked for Melvin Gordon to register 93 rushing yards on 17 attempts (5.5 avg.) and six catches for 31 receiving yards (5.2 avg.)...The rushing yardage pushed Gordon into seventh in career rushing yards in Chargers history...Early in the third quarter, pulled to the right to block DT Eddie Vanderdoes at the line, allowing Gordon to post a 16-yard gain.

**COLLEGE:** Played four seasons (2012, '14-16) at Indiana with a medical redshirt in 2013, totaling 46 starts, with his first 41 starts coming at RG and the other five coming at RT...Allowed just two sacks in 3,355 career snaps...Became just the fourth Hoosier to be recognized as a first-team All-American twice, earning the accolade from *The Associated Press* as a junior and a senior...Blocked for the Big Ten's second-best passing attack as a senior and the No. 1 offense in the conference as a junior...Named first-team All-Big Ten as a junior and senior while earning honorable mention as a freshman and sophomore.

**PERSONAL:** Given name Daniel James Feeney... Born in Orland Park, Ill. ...Raised awareness for the MS Association of America through the NFL's My Cause, My Cleats initiative last season...Volunteered at bible school and Erin's Walk for Change...Earned a degree in exercise science from Indiana...**High School:** Lettered four years in football at Carl Sandburg High in Orland Park, Ill. ...Earned All-Area, second-team All-State and All-Conference honors during his Eagles career.

### DAN FEENEY NFL GAMES

Year	Team	GP	GS
2017	Los Angeles Chargers	15	9
2018	Los Angeles Chargers	16	16
2019	Los Angeles Chargers	16	16
<b>NFL Totals</b>		<b>47</b>	<b>41</b>

### POSTSEASON

Year	Team	GP	GS
2018	Los Angeles Chargers	2	2

### CAREER NFL TRANSACTIONS

**2017** Selected by Los Angeles Chargers in the third round (71st overall) of NFL Draft, April 28...Signed rookie contract, June 2.



# VIRGIL GREEN ⚡ 88

**TIGHT END | NEVADA**

6-5 | 255 lbs | TULARE, CALIF.

UFA (DEN) - 2018

EXPERIENCE: 10TH NFL SEASON

3RD YEAR WITH CHARGERS

## CAREER HIGHLIGHTS

- ▶ *Two-time AFC Champion (2013, '15) and won Super Bowl 50 with Denver.*
- ▶ *Became the 38th player to catch a touchdown pass from QB Philip Rivers, doing so on a 13-yard reception in 2018 vs. Oakland.*
- ▶ *Recorded the first postseason touchdown of his career, hauling in a one-yard pass in the 2019 AFC Divisional at New England.*
- ▶ *Started all 16 games for the first time in his career in 2017 with Denver, posting 191 receiving yards and a touchdown on 14 receptions (13.6 avg.).*

**2019:** Played in 15 games, starting four (three at TE, one as the second TE), and was inactive another... Posted nine receptions for 78 yards (8.7 avg.) and a TD...**vs. Indianapolis (Sept. 8):** Moved the chains with a four-yard catch...**at Detroit (Sept. 15):** Made his first start of the season at TE, posting a reception for nine yards...**vs. Houston (Sept. 22):** Started at TE and played 27 offensive snaps before departing with a groin injury...**at Miami (Sept. 29):** Inactive (groin)...**vs. Denver (Oct. 6):** Started at TE, catching a five-yard pass while playing 54 offensive snaps...**vs. Pittsburgh (Oct. 13):** Opened the game as the second TE, posting a 15-yard catch to move the chains...On his reception, caught the ball in the middle of the field before forcing a missed tackle by DB Kameron Kelly...**at Tennessee (Oct. 20):** Registered a nine-yard catch...**at Chicago (Oct. 27):** Posted a 10-yard catch to move the chains on first down...**vs. Green Bay (Nov. 3):** Played 24 snaps on offense and eight on special teams...Had a key block on a fourth-and-goal carry by RB Melvin Gordon III for a one-yard TD...**at Oakland (Nov. 7):** Saw action on 22 plays on offense and four on special teams...**vs. Kansas City (Estadio Azteca, Nov. 18):** Hauled in an eight-yard reception...Had a block on CB Bashaud Breland to help free Melvin Gordon for a 21-yard carry...**at Denver (Dec. 1):** Played 23 offensive snaps and five on special teams...**at Jacksonville (Dec. 8):** Scored his first TD of the year, hauling in a 14-yard pass from QB Tyrod Taylor on a corner-route...Had a goal line block for Melvin Gordon to post a one-yard rushing score...**vs. Minnesota (Dec. 15):** Participated on 23 plays on offense and a pair on special teams...**vs. Oakland (Dec. 22):** Registered a four-yard catch...

## HONORS AND AWARDS

- 2016:** Broncos Walter Payton  
Man of the Year Nominee
- 2015:** Super Bowl 50 Champion
- 2013:** AFC Champion

**at Kansas City (Dec. 29):** Saw action on 17 offensive plays and three on special teams...Registered a block on DE Tanoh Kpassagnon for Melvin Gordon to record a five-yard TD run in the third quarter.

**2018:** Started at TE in all 16 games...Posted 19 catches for 210 yards (11.1 avg.) and a TD, marking the fifth score of his career...Became the 38th player to haul in a TD from QB Philip Rivers...Eclipsed 1,000 career receiving yards...Appeared on 77 plays on special teams...Started both postseason games at TE, registering two receptions for nine yards (4.5 avg.) and a TD for the first postseason TD catch of his career...Appeared on eight special teams snaps in the postseason...**vs. Kansas City (Sept. 9):** Made his Chargers debut by starting at TE and playing 44 snaps on offense...Finished with 21 receiving yards on two catches (10.5 avg.)...In the first quarter, provided downfield blocking with WR Keenan Allen to spring WR Travis Benjamin free for a 19-yard rush...**at Buffalo (Sept. 16):** Hauled in three passes for 55 yards (18.3 avg.)...Registered his first reception on an inside slant in the first quarter before turning upfield and stiff-arming S Jordan Poyer before being stopped by S Micah Hyde for a 25-yard gain...After catching a pass on an out-route, turned upfield and broke a tackle attempt by CB Tre'Davious White for a 23-yard gain...Provided key blocks on three rushes of 15-plus yards by RB Austin Ekeler...**at Los Angeles Rams (Sept. 23):** Posted a six-yard reception after starting at TE...Appeared on 33 offensive plays...**vs. San Francisco (Sept. 30):** Recorded two receptions for nine yards (4.5 avg.)...**vs. Oakland (Oct. 7):** Posted the first score of his Chargers career, catching a 13-yard screen pass and advancing the ball for a TD...Became the 37th player to haul in a TD from Philip Rivers...On the play, caught the pass and used downfield blocking from TE Sean Culkin, G Dan Feeney and T Sam Tevi...**at Cleveland (Oct. 14):** Blocked on RB Melvin Gordon III's second TD carry of the game...Also helped pave the way for



Austin Ekelor on a pair of runs for 16 and 20 yards...**vs. Tennessee (Wembley Stadium, Oct. 21):** Provided a block on CB Logan Ryan so that Austin Ekelor could post an 11-yard run in the third quarter...**at Seattle (Nov. 4):** Hauled in two passes for 28 yards (14.0 avg.), including a 22-yard catch-and-run on a seam-route in the third quarter...Threw a double-block on CB Justin Coleman and LB K.J. Wright for Austin Ekelor to post a 16-yard gain on a jet-sweep in the first quarter...Helped Melvin Gordon reach the end zone on a 34-yard carry by blocking DE Dion Jordan...**at Oakland (Nov. 11):** Registered two receptions for 30 yards (15.0 avg.)...Hauled in a 23-yard pass in the third quarter, running a seam-route to get behind the coverage of CB Gareon Conley...**vs. Denver (Nov. 18):** Registered two passes for 27 yards (13.5 avg.)...On a 26-yard catch, got inside position on S Justin Simmons on a seam-route late in the first quarter...**vs. Arizona (Nov. 25):** Sealed DE Markus Golden on a stretch-run out of the shotgun to the right by Melvin Gordon that went for a 28-yard score...**at Pittsburgh (Dec. 2):** Appeared on 41 plays on offense and seven on special teams after starting at TE...**vs. Cincinnati (Dec. 9):** Provided a block on S Jessie Bates for Austin Ekelor to post a 15-yard carry...**at Kansas City (Dec. 13):** Registered two catches for nine yards (4.5 avg.), surpassing 1,000 receiving yards for his career...Threw a block on S Ron Parker on a nine-yard gain by RB Justin Jackson in the first quarter...Provided blocking for WR Mike Williams on a 19-yard rushing score (on LB Justin Houston) and for Jackson on a three-yard TD (on S Daniel Sorensen)...**vs. Baltimore (Dec. 22):** Posted two catches for 12 yards (6.0 avg.)...**at Denver (Dec. 30):** Started at TE and played 47 snaps on offense...**at Baltimore (AFC Wild Card, Jan. 6):** Appeared on 44 plays on offense after starting at TE...Posted an eight-yard catch...**at New England (AFC Divisional, Jan. 13):** Hauled in a one-yard TD pass in the fourth quarter after chipping on play-action...Started at TE and played 21 snaps on offense.

**2017:** Started all 16 games for the first time in his career...Finished with 14 catches for 191 yards (13.6 avg.) and a TD, including a career-long 44-yard grab...**vs. Los Angeles Chargers (Sept. 11):** Caught a pass for a career-long 44 yards...**vs. Dallas (Sept. 17):** Registered 11 receiving yards on two receptions (5.5 avg.), including a two-yard TD catch...**vs. New York Giants (Sept. 17):** Recorded a 24-yard catch...**at Miami (Dec. 3):** Posted a catch for 36 yards with a season-high 24 yards-after-catch.

**2016:** Appeared in 12 games with 11 starts...Caught 22 passes for 237 yards (10.8 avg.) and a TD...His 22 catches and 237 receiving yards were career highs...**Awards:** Broncos Walter Payton Man of the Year Nominee...**vs. Carolina (Sept. 8):** Posted a career-high four catches for 28 yards (7.0 avg.)...**at Cincinnati (Sept. 25):** Inactive (calf)...**vs. San Diego (Oct. 30):** Returned from a three-game absence due to injury to start at TE...Tied a career high with four receptions for 55 yards (13.8 avg.), including a 31-yarder...**at Kansas City (Dec. 25):** Inactive (concussion)...**vs. Oakland (Jan. 1):** Recorded 17 receiving yards and a TD on three receptions (5.7 avg.).

## BEYOND THE BOLT



*For the NFL's My Cause, My Cleats initiative last year, Green donned cleats promoting The Green Family Foundation, a non-profit he founded with his wife, Marianne, in 2018. The foundation provides programs resources, outreach community efforts as well as advocates for and encourages the development of physical and cognitive skills necessary for youth to live a balanced and wholesome life. Green and his wife want to provide youth with sports as an outlet as well as a way to promote physical and mental health. In 2018, Green donated \$500 for each reception he made to his foundation's efforts.*

**2015:** Played in all 16 games with five starts, including one start at FB...Set career highs in receptions (12) and receiving yards (173) for a 14.4 yards-per-reception average...Added five tackles on special teams...Appeared in all three postseason contests with one start, registering two catches for 14 yards (7.0 avg.)...**Awards:** Super Bowl 50 Champion...**at Kansas City (Sept. 17):** Started in the backfield as a FB...Posted two receptions for 12 yards (6.0 avg.), including a one-yard TD...**vs. Green Bay (Nov. 1):** Posted a single-game career-high 61 receiving yards on three receptions (20.3 avg.), including a season-long 32-yard catch...**vs. Pittsburgh (AFC Divisional, Jan. 17):** Hauled in two passes for 14 yards (7.0 avg.)...**vs. New England (AFC Championship, Jan. 24):** Started at TE in his second conference championship appearance...**vs. Carolina (Super Bowl 50, Feb. 7):** Appeared in his second Super Bowl.

**2014:** Started nine games while appearing in 13, missing three games due to injury...Caught six passes for 74 yards (12.3 avg.) and the first TD of his career...Blocked for an offense that ranked No. 6 in the NFL in rushing through the first six weeks (147.7 yards-per-game)...Started the team's lone playoff game, netting a four-yard reception...**Awards:** Denver Broncos Community Champion Award...**vs. Indianapolis (Sept. 4):** Registered an eight-yard catch...**at New England (Nov. 2):** Inactive (calf)...**vs. Miami (Nov. 23):** Returned from injury to start at TE...**vs. Oakland (Dec. 28):** Started at TE, tying a then-career-high with three catches for 46 yards (15.3 avg.) and the first TD of his career...**vs. Indianapolis (AFC Divisional, Jan. 11):** Hauled in a four-yard reception.

**2013:** Played in all 16 games for the first time in his career...Started three contests...Recorded 45 receiving yards on nine receptions (5.0 avg.)...Appeared in all three postseason games, registering a three-yard catch...**Awards:** AFC Champion...**at New York Giants (Sept. 15):** Posted a five-yard reception...**at Oakland (Dec. 29):** Caught a season-high two passes for 15 yards (7.5 avg.)...**vs. San Diego (AFC Divisional, Jan. 12):** Recorded the first postseason stats of his career, posting a three-yard catch...**vs. New England (AFC Championship, Jan. 19):** Appeared in his first conference championship...**vs. Seattle (Super Bowl XLVIII, Feb. 2):** Saw action in his first Super Bowl.

**2012:** Played 12 games with two starts, missing four due to suspension...Finished with five catches for 63 yards (12.6 avg.)...Saw action in the team's lone playoff game...**vs. New Orleans (Oct. 28):** Caught a then-career-best three passes for 44 yards (14.7 avg.)...**vs. San Diego (Nov. 18):** Recovered an onside kick late in the fourth quarter to secure a victory...**vs. Baltimore (AFC Divisional, Jan. 12):** Saw action in the third playoff game of his career.

**2011:** Appeared in 15 games with three starts...Hauled in three catches for 24 yards (8.0 avg.)...Blocked for the league's No. 1 rushing attack (164.5 yards-per-game)...Logged the fourth-most plays on special teams, totaling three special teams tackles...Played in both postseason contests with one start...**vs. Oakland (Sept. 12):** Made his NFL debut...**at Tennessee (Sept. 25):** Recorded the first reception of his career for seven yards...**at New England (AFC Divisional, Jan. 14):** Started at TE for his first playoff start.

**COLLEGE:** Played four seasons (2007-10) at Nevada, appearing in 50 career games...Finished with 72 receptions for 939 yards (13.0 avg.) and 11 TDs...Part of an offense that ranked fifth in the nation during his tenure, averaging 500.2 total yards-per-game...As a senior, posted a career-high 35 catches for 515 yards (14.7 avg.) and five TDs to earn first-team All-Mountain West Conference honors...Named Nevada Strength and Conditioning Athlete of the Year as a junior in 2009 in addition to being selected to the All-Western Athletic Conference second team.

**PERSONAL:** Given name Virgil Leo Green II... Nickname is 'The Hulk'...Born in Fontana, Calif. ... Has a son, Virgil III, and a daughter, Gianna, with his wife, Marianne...The couple co-founded The Green Family Foundation in 2018...His brother, Jeremiah, played for the Ottawa Redblacks and now works for the foundation...Attended a tailgate in 2019 before a game between Crenshaw and Lawndale to honor the past two Chargers nominees for Don Shula NFL High School Coach of the Year...Had a paper route at age 13...While in college, worked at the Boys & Girls Club for three years and was a bouncer for one year...Active in community outreach throughout his collegiate and pro career, especially stressing the importance of education...Earned a degree in criminal justice from Nevada...**High School:** Earned first-team All-East Yosemite League honors as a senior at Tulare (Calif.) Union High...Finished his career with 61 catches for 1,014 yards (16.6 avg.) and 12 TDs...Lettered three years in football, three in basketball and one in track & field.

## VIRGIL GREEN NFL STATISTICS

Year	Team	GP	GS	- Receiving -				Att	- Rushing -				Scrimmage Yards
				No.	Yds	Avg.	Lg		Yds	Avg.	Lg	TD	
2011	Denver	15	3	3	24	8.0	9	0	0	0	-	0	24
2012	Denver	12	2	5	63	12.6	28	0	0	0	-	0	63
2013	Denver	16	3	9	45	5.0	10	0	0	0	-	0	45
2014	Denver	13	9	6	74	12.3	38	1	2	3	1.5	3	77
2015	Denver	16	5	12	173	14.4	32	1	0	0	-	0	173
2016	Denver	12	11	22	237	10.8	31	1	0	0	-	0	237
2017	Denver	16	16	14	191	13.6	44	1	0	0	-	0	191
2018	Los Angeles Chargers	16	16	19	210	11.1	26	1	0	0	-	0	210
2019	Los Angeles Chargers	15	4	9	78	8.7	15	1	0	0	-	0	78
<b>NFL Totals</b>		<b>131</b>	<b>69</b>	<b>99</b>	<b>1,095</b>	<b>11.1</b>	<b>44</b>	<b>6</b>	<b>2</b>	<b>3</b>	<b>1.5</b>	<b>3</b>	<b>1,098</b>
Year	Team	GP	GS	- Receiving -				Att	- Rushing -				Scrimmage Yards
				No.	Yds	Avg.	Lg		Yds	Avg.	Lg	TD	
2011	Denver	2	1	0	0	-	-	0	0	0	-	0	0
2012	Denver	1	0	0	0	-	-	0	0	0	-	0	0
2013	Denver	3	0	1	3	3.0	3	0	1	6	6.0	6	9
2014	Denver	1	1	1	4	4.0	4	0	0	0	-	0	4
2015	Denver	3	1	2	14	7.0	11	0	0	0	-	0	14
2018	Los Angeles Chargers	2	2	2	9	4.5	8t	1	0	0	-	0	9
<b>Postseason Totals</b>		<b>12</b>	<b>5</b>	<b>6</b>	<b>30</b>	<b>5.0</b>	<b>11</b>	<b>1</b>	<b>1</b>	<b>6</b>	<b>6.0</b>	<b>6</b>	<b>36</b>

## CAREER NFL TRANSACTIONS

- 2011** Selected by Denver Broncos with the first of two choices in the seventh round (204th overall) of NFL Draft, April 30...Signed rookie contract, July 28.
- 2012** Placed on Reserve/Suspended by Commissioner, Aug. 31...Suspension lifted by Commissioner, Oct. 1.
- 2015** Re-signed by Broncos as unrestricted free agent, March 11.
- 2018** Signed by Los Angeles Chargers as unrestricted free agent, March 15.





# RYAN GROY 72

GUARD | WISCONSIN

6-5 | 320 lbs | MIDDLETON, WIS.

FREE AGENT - 2019

EXPERIENCE: 7TH NFL SEASON

2ND YEAR WITH CHARGERS

## CAREER HIGHLIGHTS

- ▶ Played in 64 career regular-season games with 17 starts while playing in one postseason contest.
- ▶ Started at C on a Bills offense in 2016 that posted a single-game team record with 589 total net yards against the Dolphins in Week 16..

**2019:** Played in nine games and dressed but did not see action in two others...**vs. Pittsburgh (Oct. 13):** Was on the 46-man active roster, but did not participate...**at Tennessee (Oct. 20):** Made his Chargers debut, seeing time on an offensive snap...**at Chicago (Oct. 27):** Played six special teams snaps...**vs. Green Bay (Nov. 3):** Had a key block on a fourth-and-goal carry by RB Melvin Gordon III for a one-yard TD... Saw action on a pair of offensive plays and a snap on special teams...**at Oakland (Nov. 7):** Totaled six plays on special teams and a snap on offense...**vs. Kansas City (Estadio Azteca, Nov. 18):** Dressed but saw no game action...**at Denver (Dec. 1):** Participated on seven plays on offense and five on special teams...**at Jacksonville (Dec. 8):** Played 15 offensive snaps while contributing on a pair on special teams...Registered blocks for RB Austin Ekeler on back-to-back plays for him to eclipse 100 yards rushing and 100 yards receiving...**vs. Minnesota (Dec. 15):** Saw time on eight special teams plays and five on offense...**vs. Oakland (Dec. 22):** Registered two snaps on offense and four on special teams...**at Kansas City (Dec. 29):** Played three snaps on offense and five on special teams.

**2018:** Opened six games at C, appearing in 15 contests...Started on a line that produced three 100-yard rushing games over the final four weeks of the season...**at Baltimore (Sept. 9):** Started at C in a season opener for the first time in his career...**vs. New York Jets (Dec. 9):** Opened the game at C for an offense that rushed for 176 yards...Protected QB Josh Allen long enough to run for 101 yards and a TD on nine attempts (11.2 avg.).

**2017:** Saw action in all 16 games, starting one as a sixth lineman...Saw the majority of his time as a reserve and on special teams...Participated in the team's playoff contest...**vs. Tampa Bay (Oct. 22):** Opened the game as the sixth OL...**at Jacksonville (AFC Wild Card, Jan. 7):** Made his NFL postseason debut.

**2016:** Played in all 16 games for the first time of her career, starting the last seven games of the season at C...Contributed on a line that blocked for a rushing attack that totaled 2,630 yards on the ground and averaged 5.3 yards-per-rush...Did not give up a sack on the year...**at Cincinnati (Nov. 20):** Made the first start of his Bills career, doing so at C...**vs. Cleveland (Dec. 18):** Started on a line that blocked for the first of back-to-back games with 450-plus total net yards and 250-plus rushing yards...Paved the way for RB LeSean McCoy to rush for 153 yards and two TDs on 19 attempts (8.1 avg.)...**vs. Miami (Dec. 24):** Started at C on a line that blocked for an offense to total 589 yards, setting a record for the most in Bills history.

**2015:** Appeared in four games for Buffalo after spending the first part of the season on the practice squad for Tampa Bay...**vs. Houston (Dec. 6):** Made his Bills debut as a reserve lineman.

**2014:** Saw action in four games, starting three at LG for the Bears...**vs. Dallas (Dec. 4):** Made his NFL debut...**vs. New Orleans (Dec. 15):** Recorded the first start of his career at LG...Blocked for an offense that totaled 125 rushing yards...Paved the way for RB Matt Forte to average 4.9 yards-per-carry.

**COLLEGE:** Played four seasons (2010-13) at Wisconsin after redshirting in 2009...Played in a then-school-record of 54-straight games...Played in various spots along the line early in his career before starting all 13 games as a senior at LT...The offense set school records in 2013 in total offense-per-game (480.8), rushing yards (3,689) and yards-per-rush attempt (6.62).

**PERSONAL:** Given name Ryan Douglas Groy...Born in Charlotte, N.C. ...Married to Sara, and the couple has two daughters...Grandfather, Hayden, served in the military...Works with Operation Second Chance and No Person Left Behind, which help veterans and wounded warriors have experiences they may not be able to have after serving...Worked at a tree farm in his youth and sold concessions at Wisconsin Badgers football games...Enjoys golfing, hunting and fishing...Earned a degree in agricultural business from Wisconsin...**High School:** Named first-team All-State as a senior at Middleton (Wis.) High...Started three years for the Cardinals...Played RT and DE... Also lettered in track & field, throwing the shot put and discus.

RYAN GROU NFL GAMES				
Year	Team	GP	GS	
2014	Chicago	4	3	
2015	Buffalo	4	0	
2016	Buffalo	16	7	
2017	Buffalo	16	1	
2018	Buffalo	15	6	
2019	Los Angeles Chargers	9	0	
NFL Totals		64	17	
POSTSEASON				
Year	Team	GP	GS	
2017	Buffalo	1	0	

CAREER NFL TRANSACTIONS	
2014	Signed by Chicago Bears as undrafted free agent, May 11...Waived by Bears, Aug. 30...Signed by Bears to practice squad, Sept. 1...Signed to active roster, Nov. 10.
2015	Traded by Bears to New England Patriots for LB Matthew Wells, Aug. 10...Placed on Reserve/Injured (undisclosed), Sept. 6...Waived by Patriots, Oct. 1...Signed by Tampa Bay Buccaneers to practice squad, Oct. 28...Signed by Buffalo Bills to active roster from Buccaneers' practice squad, Nov. 25.
2017	Signed by Los Angeles Rams to offer sheet as restricted free agent, March 14...Re-signed by Bills as restricted free agent by matching offer sheet, March 20.
2019	Signed by New Orleans Saints as free agent, May 22...Released by Saints, Aug. 30...Signed by Los Angeles Chargers as free agent, Oct. 9.
2020	Re-signed by Chargers as free agent, May 20.



# CHRIS HARRIS JR. ⚡ 25

**CORNERBACK | KANSAS**

5-10 | 199 lbs | TULSA, OKLA.

UFA (DEN) - 2020

EXPERIENCE: 10TH NFL SEASON

1ST YEAR WITH CHARGERS

## CAREER HIGHLIGHTS

- ▶ Four-time Pro Bowler (2014-16, '18 seasons) that twice earned All-Pro recognition from The Associated Press (one first-team, one second-team).
- ▶ His three-straight all-star games made him one of five undrafted CBs in history to make three or more Pro Bowls with his original team.
- ▶ Named by the Professional Football Writers of America as All-AFC twice (2014-15 seasons) and as All-Rookie in 2011.
- ▶ Member of the NFL's 2010s All-Decade Team as a DB, one of just two undrafted position players to make the team (Philadelphia T Jason Peters).
- ▶ Registered three-consecutive seasons (2012-14) with three interceptions, the first undrafted player to sign with the Broncos out of college to do so in history.
- ▶ Became just the sixth undrafted CB in NFL history to become a Pro Bowler with his original team.
- ▶ Part of a pass defense that ranked in the top five in the NFL in three-straight seasons (2015-17).
- ▶ Registered the longest pick-six in Broncos history with a 98-yarder in 2012 at Baltimore.

**2019:** Posted 56 tackles (12 solo), a tackle for loss, an INT, six passes defended and forced a fumble in 16 starts...**at Oakland (Sept. 9):** Posted four tackles (two solo) and a tackle for loss...**vs. Tennessee (Oct. 13):** Recorded his first INT of the year, returning it 11 yards...Added four tackles (three solo)...**vs. Los Angeles Chargers (Dec. 1):** Set a season high with seven tackles (four solo).

**2018:** Started 12 games, missing four due to a season-ending leg injury that ended up with him being placed on injured reserve on Dec. 12...Finished the year with 49 tackles (40 solo), a nine-yard sack and a tackle for loss...Added 10 passes defended and three INTs, including one that was returned 53 yards for a TD...**vs. Seattle (Sept. 9):** Recorded a nine-yard sack, two tackles (one solo), a tackle for loss and two passes defended...**at Arizona (Oct. 18):** Posted a 53-yard pick-six and six tackles (five solo)...**at Los Angeles Chargers (Nov. 18):** Had his second INT of the season and set a season high with eight tackles (four solo)...**vs. Pittsburgh (Nov. 25):** Registered six solo stops, an INT and two passes defended.

## HONORS AND AWARDS

- 2018:** 2019 NFL Pro Bowl Selection (Fourth)  
**2017:** Broncos Walter Payton Man of the Year Nominee  
**2016:** 2017 NFL Pro Bowl Selection (Third)  
 The Associated Press First-Team All-Pro (DB)  
**2015:** Super Bowl 50 Champion  
 2016 NFL Pro Bowl Selection (Second)  
 AP Second-Team All-Pro (CB)  
 Professional Football Writers of America All-AFC (CB)  
**2014:** 2015 NFL Pro Bowl Selection (First)  
 PFWA All-AFC (CB)  
 Ed Block Courage Award  
**2013:** AFC Champion  
**2011:** PFWA All-Rookie (S)

**2017:** Saw action in all 16 games for the fifth-straight year, starting 15 games...Totalled 40 tackles (32 solo), a tackle for loss, two INTs, seven passes defended and a forced fumble...**vs. Dallas (Sept. 17):** Recorded six solo tackles, two passes defended and an INT...**at Miami (Dec. 3):** Registered his second pick of the season while adding two tackles (one solo)...**at Indianapolis (Dec. 14):** Forced a fumble and posted a pair of solo tackles.

**2016:** Posted 63 tackles (57 solo), a tackle for loss, two INTs, 11 passes defended, a forced fumble and a recovery...Started all 15 of 16 games played...**vs. Carolina (Sept. 8):** Recorded two solo tackles, an INT and three passes defended...**at Cincinnati (Sept. 25):** Broke up a pass and finished with five tackles (four solo)...**vs. Houston (Oct. 24):** Posted seven tackles (six solo), forced a fumble and added a recovery...**at Jacksonville (Dec. 4):** Registered three solo stops, two passes defended and an INT that he returned 36 yards.

**2015:** Started all 16 games for the second-straight year...Recorded 58 tackles (49 solo), four tackles for loss and two forced fumbles...Posted six passes defended and two INTs, including one he took 74 yards for a TD...Also started all three postseason games, totaling 15 tackles (13 solo), a four-yard sack, a tackle for loss and two passes defended...**Awards:** Super Bowl 50 Champion...Pro Bowl Selection (Second)...*The Associated Press* Second-Team All-Pro (CB)...*Professional Football Writers of America* All-AFC (CB)...**at Kansas City (Sept. 17):** Totaled four solo tackles, a pass defended and an INT...**at Oakland (Oct. 11):** Posted a 74-yard pick-six while adding four tackles (three solo) and a pair of passes defended...**vs. Cincinnati (Dec. 28):** Posted five solo tackles on *Monday Night Football*, including a pair of tackles for loss, and had a pass breakup...**vs. Pittsburgh (AFC Divisional, Jan. 17):** Totaled four solo stops and a pass defended...**vs. New England (AFC Championship, Jan. 24):** Broke up a pass and finished with six tackles (four solo)...**vs. Carolina (Super Bowl 50, Feb. 7):** Posted a four-yard sack and five solo tackles.

**2014:** For the first time in his career, started all 16 contests...Recorded 55 tackles (51 solo), a two-yard sack, five tackles for loss, three INTs, 17 passes defended, a forced fumble and a recovery...The season marked his third-straight with three picks, the first undrafted player to sign with the Broncos out of college to do so in history...Started the team's lone postseason game, recording three solo stops and a pass defended...**Awards:** Pro Bowl Selection (First)...*Professional Football Writers of America* All-AFC (CB)...Ed Block Courage Award Winner...**at Seattle (Sept. 21):** In a Super Bowl rematch, totaled three tackles (two solo), an INT and a tackle for loss...**vs. Arizona (Oct. 5):** Set a season high with four passes defended...**vs. San Diego (Oct. 23):** Recorded his second INT on the season and posted four tackles (three solo)...**vs. Buffalo (Dec. 7):** Finished with five solo tackles, a two-yard sack and an INT that he returned 38 yards...**vs. Indianapolis (AFC Divisional, Jan. 11):** Recorded three solo tackles and a pass defended after starting at RCB.

**2013:** Played in all 16 games with 15 starts, tying a career high with 65 tackles (58 solo) and five tackles for loss...Recorded 14 passes defended and three INTs...Started one of the team's postseason games before suffering a season-ending shin injury and was placed on injured reserve on Jan. 14...Registered two solo tackles and a pass defended...**Awards:** AFC Champion...Darrent Williams Good Guy Award...**vs. Baltimore (Sept. 5):** Recorded three solo stops

and an INT...**at New York Giants (Sept. 15):** Posted his second INT in as many weeks while registering six tackles (five solo) and two passes defended...**vs. Jacksonville (Oct. 13):** Finished with a season-high 11 tackles (10 solo)...**vs. Washington (Oct. 27):** Posted his third INT of the season along with a pair of pass breakups and three solo tackles...**vs. San Diego (AFC Divisional, Jan. 12):** Recorded two solo tackles and a pass defended.

**2012:** Saw action in 15 games with 12 starts, missing one due to an ankle injury...Recorded 61 tackles (51 solo), 2.5 sacks, four tackles for loss...Added nine passes defended and three INTs, two of which he returned for TDs, including one that he took 98 yards to the house...Was one of just two NFL DBs on the season to post multiple picks and sacks...Started a postseason game, posting three solo tackles and four passes defended...**at Atlanta (Sept. 17):** Inactive (ankle)...**vs. Oakland (Sept. 30):** Finished with three solo tackles and a tackle for loss, including an 11-yard sack...**at San Diego (Oct. 15):** Totaled four solo tackles and two passes defended...The two breakups were INTs, including on that he returned for a TD...**at Baltimore (Dec. 16):** Set franchise record for the longest pick-six, recording a 98-yard return on his third INT of the season...Added a solo tackle...**vs. Cleveland (Dec. 23):** Set season highs in tackles (eight) and solo stops (eight)...**vs. Baltimore (AFC Divisional, Jan. 12):** Started at RCB, posting three solo tackles and breaking up four passes.

**2011:** Appeared in all 16 games after making the active roster out of training camp as an undrafted rookie, starting four contests on the season...Finished with 65 tackles (56 solo), a tackle for loss, six passes defended, an INT and a fumble recovery...Added six special teams tackles...Appeared in both postseason games, starting one of them, while posting 13 tackles (seven solo)...**Awards:** *Professional Football Writers of America* All-Rookie (S)...**vs. Oakland (Sept. 12):** Made his NFL debut...**vs. Cincinnati (Sept. 18):** Recorded the first stats of his career, finishing with two tackles on special teams...**at Green Bay (Oct. 2):** Made the first defensive contributions of his career, totaling four tackles (two solo)...**at Oakland (Nov. 6):** Had the most impactful performance of his rookie season, recording his first INT and returning it 15 yards...Added season highs in tackles (10) and solo stops (8)...**vs. Pittsburgh (AFC Wild Card, Jan. 8):** Recorded five tackles (four solo) in his postseason career debut...**at New England (AFC Divisional, Jan. 14):** Started the first postseason game of his career...Registered eight tackles (three solo).

**COLLEGE:** Played four seasons (2007-10) at Kansas, playing in 50 career games with 41 starts...Finished his career ranked No. 3 among DBs in school history with 290 tackles (197 solo)...Added four sacks and three INTs...Earned KU Defensive Back of the Year as a senior and was the co-recipient of Kansas' Don Fambrough Award for unselfishness as a junior...Started 10 games as a true freshman and was recognized as Big 12 Conference Newcomer of the Year while also earning honorable mention Freshman All-America recognition.

**PERSONAL:** Given name Chris Harris Jr. ... Nicknames are 'Strap' and 'Strap Harris'...Born in Tulsa, Okla. ...With his wife, Leah, has four daughters...Started the Chris Harris Jr. Foundation, which supports a wide range of kids, supporting all of the underdogs it can...Helped run basketball tournaments in high school...Grandfather served in the Army...Enjoys fishing and watching documentaries...Earned a degree in psychology from Kansas...**High School:** Earned All-State honors as a senior at Bixby (Okla.) High...Led the Spartans to the district title in his last prep year...Named first-team All-Metro as a junior and senior while earning honorable mention All-State recognition as a senior...Lettered in four years in football, four in basketball and two in track & field...Ran the 100-meter dash, 200-meter dash, 4x100-meter relay and the 4x400-meter relay.

### CHRIS HARRIS JR. NFL STATISTICS

Year	Team	GP	GS	- Tackles -					Yds	TFL	- Interceptions -					- Fumbles -		
				Total	Solo	Asst	Sacks				No.	Yds	Lg	TD	PD	FF	FR	Yds
2011	Denver	16	4	65	56	9	0.0	0	1	1	15	15	0	6	0	1		
2012	Denver	15	12	61	51	10	2.5	17.5	4	3	144	98t	2	9	0	1		
2013	Denver	16	15	65	58	7	0.0	0	5	3	1	1	0	14	0	0		
2014	Denver	16	16	55	51	4	1.0	2	5	3	52	38	0	17	1	1		
2015	Denver	16	16	58	49	9	0.0	0	4	2	94	74t	1	6	2	0		
2016	Denver	16	15	63	57	6	0.0	0	1	2	36	36	0	11	1	1		
2017	Denver	16	15	40	32	8	0.0	0	1	2	36	23	0	7	1	0		
2018	Denver	12	12	49	40	9	1.0	9	1	3	68	53t	1	10	0	0		
2019	Denver	16	16	56	44	12	0.0	0	1	1	11	11	0	6	1	0		
<b>NFL Totals</b>		<b>139</b>	<b>121</b>	<b>512</b>	<b>438</b>	<b>74</b>	<b>4.5</b>	<b>28.5</b>	<b>23</b>	<b>20</b>	<b>457</b>	<b>98t</b>	<b>4</b>	<b>86</b>	<b>6</b>	<b>4</b>		
Year	Team	GP	GS	- Tackles -					Yds	TFL	- Interceptions -					- Fumbles -		
				Total	Solo	Asst	Sacks				No.	Yds	Lg	TD	PD	FF	FR	Yds
2011	Denver	2	1	13	7	6	0.0	0	0	0	0	0	-	0	0	0	0	0
2012	Denver	1	1	3	3	0	0.0	0	0	0	0	0	-	0	4	0	0	0
2013	Denver	1	1	2	2	0	0.0	0	0	0	0	0	-	0	1	0	0	0
2014	Denver	1	1	3	3	0	0.0	0	0	0	0	0	-	0	1	0	0	0
2015	Denver	3	3	15	13	2	1.0	4	1	0	0	0	-	0	2	0	0	0
<b>Postseason Totals</b>		<b>8</b>	<b>7</b>	<b>36</b>	<b>28</b>	<b>8</b>	<b>1.0</b>	<b>4</b>	<b>1</b>	<b>0</b>	<b>0</b>	<b>-</b>	<b>0</b>	<b>8</b>	<b>0</b>	<b>0</b>	<b>0</b>	<b>0</b>

### CAREER NFL TRANSACTIONS

- 2011** Signed by Denver Broncos as undrafted free agent, July 27.
- 2014** Placed on Reserve/Injured (knee), Jan. 14...Re-signed by Broncos as restricted free agent, April 1...Signed contract extension, Dec. 12.
- 2018** Placed on Reserve/Injured (shin), Dec. 19.
- 2020** Signed as unrestricted free agent by Los Angeles Chargers, March 31.



# CASEY HAYWARD JR. ⚡ 26

**CORNERBACK | VANDERBILT**

5-11 | 192 lbs | PERRY, GA.

UFA (GB) - 2016

EXPERIENCE: 9TH NFL SEASON

5TH YEAR WITH CHARGERS

## CAREER HIGHLIGHTS

- ▶ Selected to the Pro Bowl twice (2016-17 seasons) and is a two-time second-team All-Pro selection by The Associated Press with the Chargers (2016-17).
- ▶ Named AFC Defensive Player of the Month for November in 2016 and NFL Defensive Rookie of the Month for October in 2012.
- ▶ In 2012, was named All-Rookie by the Professional Football Writers of America.
- ▶ Became the first Charger and eighth player in NFL history with a defensive conversion, returning an interception 102 yards on a two-point attempt by Denver in the 2018 regular-season finale.
- ▶ With 13 interceptions since joining the Bolts in 2016, is tied for the fifth-most over that span with Carolina's Tre Boston, Dallas's Ha Ha Clinton-Dix and New Orleans CB Janoris Jenkins.
- ▶ Led the league with a career-high seven interceptions in 2016, including one returned for a touchdown at Denver for the second pick-six of his career.

**2019:** Started all 16 games at RCB, posting 33 tackles (28 solo), seven passes defended and two INTs...Reached 13 INTs since signing with the Bolts in 2016...Surpassed 110 career games played...

**Awards:** Pro Football Focus Second-Team All-Pro (CB)...**vs. Indianapolis (Sept. 8):** Appeared in the 100th regular-season game of his career...Broke up a pass and recorded three solo tackles...Batted away a pass near the end zone on a deep ball down the left sideline intended for WR T.Y. Hilton at the end of the first half...**at Detroit (Sept. 15):** Posted three tackles (one solo) and picked off QB Matthew Stafford for the second time in his career, giving him multiple INTs of six QBs...The INT marked his 12th since signing with the Chargers in 2016, good for No. 4 in the NFL over that span...Fought through offensive pass interference by WR Kenny Golladay to pick off the pass in the end zone, halting the Lions first drive of the second half...**vs. Houston (Sept. 22):** Recorded three solo stops and made a diving play to break up

## HONORS AND AWARDS

- 2017:** 2018 NFL Pro Bowl Selection (Second)  
The Associated Press  
Second-Team All-Pro (CB)  
AFC Defensive Player of the Month  
(November)  
Chargers Walter Payton  
Man of the Year Nominee
- 2016:** 2017 NFL Pro Bowl Selection (First)  
AP Second-Team All-Pro (CB)  
Chargers Most Valuable Player  
Chargers Defensive Player of the Year
- 2012:** Professional Football Writers of America  
All-Rookie (CB)  
NFL Defensive Rookie of the Month (October)

a pass, his third pass defended of the season...**at Miami (Sept. 29):** Registered four solo tackles...**vs. Denver (Oct. 6):** Was one of four Chargers defenders to play all 61 defensive snaps...**vs. Pittsburgh (Oct. 13):** Played all 60 snaps on defense, one of four Bolts defenders to do so...**at Tennessee (Oct. 20):** Registered five tackles (four solo)...**at Chicago (Oct. 27):** Posted two solo tackles and an INT, giving him 13 since signing with the Chargers in 2016, good for No. 4 in the NFL over that span...Undercut the pass on an out-and-up-route by TE Trey Burton, returning it 37 yards to the Bears 20-yard line...**vs. Green Bay (Nov. 3):** Played all 54 defensive snaps as part of a defense that limited his former team to less than 200 total yards of offense and less than 150 net passing yards...**at Oakland (Nov. 7):** Finished with two tackles (one solo)...**vs. Kansas City (Estadio Azteca, Nov. 18):** Reached 110 career games played, registering a solo stop...**at Denver (Dec. 1):** Recorded a solo tackle...**at Jacksonville (Dec. 8):** Registered four tackles (three solo)...**vs. Minnesota (Dec. 15):** Posted two solo tackles...**vs. Oakland (Dec. 22):** Broke up a pass and recorded three solo stops...**at Kansas City (Dec. 29):** Played all 51 defensive snaps, one of four Chargers defenders to do so.



**2018:** Started all 16 games at RCB, registering 46 tackles (41 solo), a tackle for loss and nine passes defended...Picked off a two-point conversion attempt in the regular-season finale, returning it 102 yards for two points to become the first Charger and eighth player in NFL history with a defensive conversion...Eclipsed 300 career tackles...Started both postseason games at RCB, totaling eight tackles (seven solo) and a pass defended...**Awards:** Selected as a second-alternate for the Pro Bowl...**vs. Kansas City (Sept. 9):** Posted four solo stops...**at Buffalo (Sept. 16):** Registered a pass defended and a solo tackle...Broke up a would-be TD in the front, left corner of the end zone in coverage of WR Robert Foster...**at Los Angeles Rams (Sept. 23):** Posted a season-high five solo stops...**vs. San Francisco (Sept. 30):** Registered four solo tackles and two passes defended...Nearly picked off a pass in the fourth quarter, jumping in front of WR Pierre Garçon on third-and-three to force a San Francisco punt...**vs. Oakland (Oct. 7):** Registered a solo tackle...**at Cleveland (Oct. 14):** Posted three tackles (two solo)...Broke up a pass to reach 90 passes defended for his career...**vs. Tennessee (Wembley Stadium, Oct. 21):** Appeared in the 90th game of his career, starting at RCB...Played 70 defensive snaps and posted four solo tackles...**at Seattle (Nov. 4):** Registered five solo stops and a pass defended...**at Oakland (Nov. 11):** Finished with two solo stops and broke up a pass...**vs. Denver (Nov. 18):** Assisted on a tackle and registered a pass defended...**vs. Arizona (Nov. 25):** Recorded three tackles (two solo)...**at Pittsburgh (Dec. 2):** Posted three solo tackles...**vs. Cincinnati (Dec. 9):** Registered two solo tackles...**at Kansas City (Dec. 13):** Started at RCB and was one of seven Chargers defenders to appear on all 60 defensive plays...Recorded two solo stops, including a tackle for loss...**vs. Baltimore (Dec. 22):** Posted five tackles (three solo) and two passes defended...Stripped the ball out of the hands of WR Michael Crabtree along the sideline on third down for one pass breakup...**at Denver (Dec. 30):** Posted a solo tackle...On a Broncos two-point conversion attempt, undercut a pass intended for WR Courtland Sutton in the front left corner of the end zone, returning it 102 yards for two points...**at Baltimore (AFC Wild Card, Jan. 6):** Part of a defense that set team postseason records for the fewest single-game net yards allowed (229), including a record 69 in the first half, which was the fewest allowed in a postseason game since the 2006 AFC Wild Card...Posted four tackles (three solo) and a pass defended...Tipped a pass in the air intended for WR/RS Chris Moore on a post-route that ended up as an INT by S Adrian Phillips...Played all 61 snaps on defense and four on special teams after opening the game at RCB...**at New England (AFC Divisional, Jan. 13):** Recorded four solo tackles after starting at RCB, playing on all but one snap of defense.

## BEYOND THE BOLT



*Hayward's Hands, a foundation that he started in 2015, annually hosts a number of events in his native Perry, Ga., including a Thanksgiving Drive, a Christmas Toy Drive and a youth football camp. The foundation also puts on basketball skills camps and cheerleader camps for youth in his hometown. In 2017, Hayward pledged more than \$50,000 to his alma mater, Perry (Ga.) High, through the foundation to fund college scholarships to Perry students for the next decade. He was motivated to establish Hayward's Hands after his mother, Tish, was diagnosed with breast cancer. Tish and Casey oversaw the foundation together until she passed away in 2016.*

**2017:** Selected to his second Pro Bowl...Named second-team All-Pro by *The Associated Press*...Named AFC Defensive Player of the Month for November...During the month, posted eight solo tackles, including a tackle for loss, three INTs and nine passes defended...Started all 16 games, totaling 40 tackles (33 solo), including two tackles for loss...Notched 24 passes defended, four INTs, a forced fumble and two recoveries...Ranked fourth among all Chargers defenders with 1,003 defensive snaps played...Posted his 20th INT of his career in the contest against the Cowboys, ranking fourth since he entered the league in 2012...Made the 250th tackle of his career in the first matchup against Oakland...Member of a defensive backfield that allowed just one 100-yard receiver in 2017, joining Arizona, Jacksonville and Minnesota as the only teams to do so...Part of the only secondary to not allow more than 245 gross passing yards in a game during the first seven weeks of the season...**Awards:** Pro Bowl Selection (Second)...*The Associated Press* Second-Team All-Pro (CB)...AFC Defensive Player of the Month (November)...Chargers Walter Payton Man of the Year Nominee...Pro Football Focus Best Coverage Defender...PFF First-Team All-Pro (CB)...Pro Football Journal First-Team All-Pro (CB)...PFF First-Team All-AFC (CB)...**at Denver (Sept. 11):** Registered four tackles (three solo), a pass defended and a fumble recovery...Returned the recovery 11 yards after the ball was stripped from RB Jamaal Charles by ILB Korey Toomer...The return set up a 38-yard TD from QB Philip Rivers to WR Travis Benjamin on the following play...**vs. Miami (Sept. 17):** One of four Los Angeles defenders to appear on all 68 defensive plays...Posted five tackles (three solo)...**vs. Kansas City (Sept. 24):** Appeared in his 70th career game, starting at LCB...Played all 53 snaps on defense, one of five Chargers to do so...Registered three tackles (two solo), including a tackle for loss...**vs. Philadelphia (Oct. 1):** Registered a solo tackle and a career-high five passes defended...Broke up two deep passes on a drive in the second quarter to help force a Philadelphia field goal...**at New York Giants (Oct. 8):** Appeared on all 70 defensive plays, joining CB Trevor Williams, S Jahleel Addae and S Tre Boston as the only Los Angeles defenders to do so...Posted three solo tackles and a pass defended...**at Oakland (Oct. 15):** Made three tackles (two solo), bringing his

COMMUNITY	career total to 250... <b>vs. Denver (Oct. 22):</b> Posted his first INT of the season for a pass defended, the 70th breakup of his career...Added a solo tackle...Picked off QB Trevor Siemian on fourth-and-six in the fourth quarter to preserve a 14-point advantage...	ground... <b>at Indianapolis (Sept. 25):</b> Returned an INT early in the second quarter 21 yards to set up a field goal... <b>at Denver (Oct. 30):</b> Posted the second pick-six of his career, returning the INT 24 yards in the fourth quarter to bring the Chargers within six points...Led the team with three passes defended...
FRONT OFFICE	<b>at New England (Oct. 29):</b> Started at LCB, playing in the 75th game of his career...Finished with two tackles (one solo) and a pass defended...Broke up a pass from QB Tom Brady intended for TE Rob Gronkowski on a seam-route in the third quarter... <b>at Jacksonville (Nov. 12):</b> Posted a solo tackle and two passes defended...On one breakup in the fourth quarter, tipped a pass from QB Blake Bortles in the air that was eventually intercepted by Tre Boston... <b>vs. Buffalo (Nov. 19):</b> Posted four solo tackles, including a tackle for loss, registered three passes defended and tied a career high with two INTs...Recorded the first in the first quarter on a diving attempt after QB Nathan Peterman was pressured by DE Joey Bosa and DE Melvin Ingram...In the second quarter, stepped in front of a pass intended for WR Deonte Thompson after Peterman was pressured again by Bosa... <b>at Dallas (Nov. 23):</b> Started at LCB for his 45th career start...Posted three solo tackles and his fourth INT of the season...Stepped in front of a pass intended for WR Dez Bryant along the left sideline for the pick...It marked the 20th INT of his career, tying with Tampa Bay CB Brent Grimes for the fourth-most in the NFL since he entered the league in 2012... <b>vs. Cleveland (Dec. 3):</b> Posted three solo tackles and broke up a pair of passes, bringing his total to 20 passes defended on the season...It marked the third season of his career (2012, '16) with 20-plus passes defended... <b>vs. Washington (Dec. 10):</b> Played 49 defensive snaps after starting at LCB, appearing in the 80th game of his career...Finished with two tackles (one solo) and a pass defended... <b>at Kansas City (Dec. 16):</b> Posted three solo tackles and a pass defended... <b>at New York Jets (Dec. 24):</b> Registered two solo tackles, forced a fumble and had a recovery...On the game's final play, swatted down a lateral attempt of RB Elijah McGuire and recovered the ball... <b>vs. Oakland (Dec. 31):</b> Started at LCB, seeing action on all 54 defensive plays...Finished with two passes defended... <b>vs. NFC (2018 Pro Bowl, Jan. 28):</b> Recorded two solo tackles and an INT that he returned for a yard.	<b>vs. Tennessee (Nov. 6):</b> Recorded his fifth INT of the year, returning it 25 yards to the Tennessee 15-yard line, leading to a field goal...Registered two passes defended... <b>vs. Miami (Nov. 13):</b> Posted a two-yard tackle for loss in the second quarter to help force a three-and-out... <b>at Houston (Nov. 27):</b> Picked off QB Brock Osweiler in the second quarter, which led to an offensive TD on the ensuing possession...Posted a team-high three passes defended...Early in the fourth quarter, recorded a tackle on third-and-goal to force a Texans field goal...On the play, brought down TE Casey Fiedorowicz at the two-yard line to prevent a game-tying TD... <b>vs. Tampa Bay (Dec. 4):</b> Set a career high with his seventh INT of the season... <b>at Carolina (Dec. 11):</b> Registered two passes defended, including one on third down to force a field goal on the team's first defensive series... <b>at Cleveland (Dec. 24):</b> Led the team with two passes defended, including one in the end zone on a deep pass to WR Terrell Pryor Sr. ... <b>vs. NFC (2017 Pro Bowl, Jan. 29):</b> Started at CB, posting two passes defended and three solo tackles.
HAYWARD JR.		<b>2015:</b> Posted a career-high 74 tackles (53 solo) in 16 games played with 11 starts...Recorded three tackles for loss and seven passes defended...Added a tackle on special teams...Started both postseason contests and led the team with 14 tackles (12 solo)...Added two passes defended in the playoffs... <b>at Denver (Nov. 1):</b> Registered a season-high 11 tackles (eight solo) and two passes defended... <b>at Washington (NFC Wild Card, Jan. 10):</b> Made the first start of his career in the postseason, opening as the third CB...Posted a postseason career-high seven solo stops... <b>at Arizona (NFC Divisional, Jan. 16):</b> ...Started as the third CB, finishing second on the team with seven tackles (five solo).
DRAFT PICKS & FREE AGENTS		<b>2014:</b> Appeared in all 16 games with one start...Recorded 32 tackles (27 solo) and two tackles for loss...Picked off three passes, including one returned 82 yards for his first TD of his career...Registered six passes defended...Recovered two fumbles, including one for a 49-yard scoop-and-score...Set a career high with seven tackles on special teams...Appeared in both postseason games, totaling a solo stop, a tackle for loss and a pass defended... <b>at Miami (Oct. 12):</b> Picked off his first pass of the season... <b>vs. Carolina (Oct. 19):</b> Registered his second INT of the year... <b>at New Orleans (Oct. 26):</b> Made his lone start of the season as the third CB... <b>vs. Chicago (Nov. 9):</b> Returned an INT for an 82-yard TD for his first career pick-six... <b>vs. Philadelphia (Nov. 16):</b> Recovered a fumble for a 49-yard scoop-and-score...Became the first Packer since 1999 to score a defensive TD in consecutive weeks...One of just two NFL players in 2014 to score TDs on INT and fumble returns...Made a key block during a 75-yard punt return.
2019 IN REVIEW		
RECORDS & HISTORY	<b>2016:</b> Selected to his first Pro Bowl...Named second-team All-Pro (CB) by <i>The Associated Press</i> ...Earned Chargers Most Valuable Player and Defensive Player of the Year honors...Appeared in all 16 games with 14 starts...Recorded 59 tackles (51 solo) and two tackles for loss...Led the league with a career-high seven INTs, including one that was returned for a TD...Registered 23 passes defended and a tackle on special teams... <b>Awards:</b> Pro Bowl Selection (First)... <i>The Associated Press</i> Second-Team All-Pro (CB)...Chargers Most Valuable Player...Chargers Defensive Player of the Year...Pro Football Journal Second-Team All-Pro (CB)... <b>at Kansas City (Sept. 11):</b> Led the team with two passes defended... <b>vs. Jacksonville (Sept. 18):</b> Posted two INTs, the second multi-pick game of his career...Made his first pick by tipping the ball in the air to himself and catching it while laying on the	
GENERAL INFORMATION		

**2013:** Appeared in three games with one start before being placed on injured reserve on Nov. 23... Totaled 12 tackles (seven solo) and a pass defended... **at San Francisco (Sept. 8):** Inactive (hamstring)... **at Minnesota (Oct. 27):** Made his season debut, returning from a hamstring injury that kept him out the first seven weeks of the season...**vs. Chicago (Nov. 4):** Registered a season-high nine tackles...**vs. Philadelphia (Nov. 10):** Exited after re-aggravating his hamstring and did not return...**at New York Giants (Nov. 17):** Inactive (hamstring).

**2012:** Named All-Rookie (CB) by the *Professional Football Writers of America*...Recognized as NFL Defensive Rookie of the Month for October... Recorded four INTs during the month...Appeared in all 16 games with seven starts...Posted 55 tackles (43 solo), a tackle for loss and a forced fumble...Added six INTs, which was tied for the fourth-most by a rookie since 2000 at the time...Led the team with a career-high 25 passes defended...Contributed five tackles on special teams...Posted four INTs over three games, the most by a Packers rookie in a three-game stretch since 1984...Appeared in both playoff contests and recorded two solo stops and two tackles on special teams...**Awards:** *Professional Football Writers of America* All-Rookie (CB)...NFL Defensive Rookie of the Month (October)...Pro Football Focus Defensive Rookie of the Year...Pro Football Focus All-Pro (CB)...Pro Football Focus All-Rookie (CB)...Finished third in voting for *The Associated Press* Defensive Rookie of the Year...**at Indianapolis (Oct. 7):** Posted the first INT of his career...**at Houston (Oct. 14):** Led the team with two INTs and four passes defended, becoming the first Packers rookie with a multi-pick game since 1999...**at St. Louis (Oct. 21):** Made the first start of his career at RCB, posting his fourth

INT in a three-week stretch...**at Detroit (Nov. 18):** Picked off his fifth pass of the season and returned it 20 yards...**at Chicago (Dec. 16):** Recorded his sixth INT of the year...Returned the pick 24 yards to set up a TD on the following drive.

**COLLEGE:** Played four seasons (2008-11) at Vanderbilt, appearing in 50 career games with 37 starts...Posted 198 tackles, 15 INTs, 46 passes defended and three forced fumbles in his career... Earned second-team All-America honors as a senior... Was a two-time second-team All-Southeastern Conference selection...Holds school records for the most career INTs and passes defended...Tied for third in the nation as a senior with seven INTs and tied for fifth with six INTs as a junior...Was named the team's Defensive Player of the Week twice as a sophomore.

**PERSONAL:** Given name Casey Hayward Jr. ...Born in Perry, Ga. ...Also has an elder half-brother named Casey...Oversaw his foundation, Hayward's Hands, with his mother, Tish, to honor her battle with breast cancer before she passed away in 2016...Hayward's Hands was formed in 2015 because of Tish's bout with breast cancer...Lost his brother, Jecaiques, in a car accident during the 2017 season...Is an avid bowler with a personal-best score of 240...Enjoys writing poetry...Earned a degree in sociology from Vanderbilt...**High School:** Was a three-year starter at QB and a two-year starter at DB at Perry (Ga.) High... Named Region 4-AAA Offensive Player of the Year, All-State and All-Middle Georgia as a senior...Also won the team's Most Valuable Player Award and Houston County Athlete of the Year...Lettered four years in basketball and three in track & field.

## CASEY HAYWARD JR. NFL STATISTICS

Year	Team	GP	GS	-Tackles-					Yds	TFL	-Interceptions-					-Fumbles-		
				Total	Solo	Asst	Sacks				No.	Yds	Lg	TD	PD	FF	FR	Yds
2012	Green Bay	16	7	55	43	12	0.0	0	1	6	81	24	0	25	1	0	0	0
2013	Green Bay	3	1	12	7	5	0.0	0	0	0	0	-	0	1	0	0	0	0
2014	Green Bay	16	1	32	27	5	0.0	0	2	3	113	82t	1	6	0	2	49	0
2015	Green Bay	16	11	74	53	21	0.0	0	3	0	0	-	0	7	0	0	0	0
2016	San Diego	16	14	59	51	8	0.0	0	2	7	102	31	1	23	0	0	0	0
2017	Los Angeles Chargers	16	16	40	33	7	0.0	0	2	4	7	7	0	24	1	2	11	0
2018	Los Angeles Chargers	16	16	46	41	5	0.0	0	1	0	0	-	0	9	0	0	0	0
2019	Los Angeles Chargers	16	16	33	28	5	0.0	0	0	2	37	37	0	7	0	0	0	0
<b>NFL Totals</b>		<b>115</b>	<b>82</b>	<b>351</b>	<b>283</b>	<b>68</b>	<b>0.0</b>	<b>0</b>	<b>11</b>	<b>22</b>	<b>340</b>	<b>82t</b>	<b>2</b>	<b>102</b>	<b>2</b>	<b>4</b>	<b>60</b>	<b>0</b>
Year	Team	GP	GS	-Tackles-					Yds	TFL	-Interceptions-					-Fumbles-		
				Total	Solo	Asst	Sacks				No.	Yds	Lg	TD	PD	FF	FR	Yds
2012	Green Bay	2	0	2	2	0	0.0	0	0	0	0	0	-	0	0	0	0	0
2014	Green Bay	2	0	1	1	0	0.0	0	1	0	0	-	0	1	0	0	0	0
2015	Green Bay	2	2	14	12	2	0.0	0	0	0	0	0	-	0	2	0	0	0
2018	Los Angeles Chargers	2	2	8	7	1	0.0	0	0	0	0	0	-	0	1	0	0	0
<b>Postseason Totals</b>		<b>8</b>	<b>4</b>	<b>25</b>	<b>22</b>	<b>3</b>	<b>0.0</b>	<b>0</b>	<b>1</b>	<b>0</b>	<b>0</b>	<b>-</b>	<b>0</b>	<b>4</b>	<b>0</b>	<b>0</b>	<b>0</b>	<b>0</b>

## CAREER NFL TRANSACTIONS

- 2012** Selected by Green Bay Packers in the second round (62nd overall) of NFL Draft, April 27 (pick acquired from New England for Packers' third and fifth-round selections)...Signed rookie contract, May 11.
- 2013** Placed on Reserve/Injured (hamstring), Nov. 23.
- 2016** Signed by San Diego Chargers as unrestricted free agent, March 15.
- 2018** Signed contract extension, March 14.



# HUNTER HENRY ⚡ 86

**TIGHT END | ARKANSAS**

6-5 | 250 lbs | LITTLE ROCK, ARK.

DRAFT 2 - 2016

EXPERIENCE: 5TH NFL SEASON

5TH YEAR WITH CHARGERS

## CAREER HIGHLIGHTS

- ▶ Earned All-Rookie honors from the Professional Football Writers of America in 2016.
- ▶ Named the team's Ed Block Courage Award winner in 2019 after overcoming a knee injury that sidelined him for the 2018 regular season to start the 2018 AFC Divisional at New England.
- ▶ Last season, returned from injury to start 12 games and setting single-season career highs with 55 catches and 652 receiving yards (11.9 avg.) along with five receiving scores.
- ▶ Ranks inside the top 10 among TEs in Chargers annals in receptions (seventh with 136), receiving yards (ninth with 1,709) and touchdown catches (fifth with 17).
- ▶ Started 13 of 14 games played in 2017, recording 45 receptions and 579 receiving yards (12.9 avg.) while hauling in four touchdowns.
- ▶ Led all rookie TEs with 478 receiving yards while tying for a league-leading eight touchdown catches among TEs in 2016.

**2019:** Started 12 games at TE and was inactive four others due to injury, recording single-season career highs in catches (55) and yards (652) for a 11.9 yards-per-catch average and five TDs...Passed Jacque Mackinnon (112) for No. 8 in team annals for receptions by a TE, bringing his career total to 136...Moved past Freddie Jones and Eric Sievers (16) for sole possession of No. 6 in team annals for receiving TDs by a TE...**Awards:** Ed Block Courage Award Winner...**vs. Indianapolis (Sept. 8):** Posted 60 receiving yards on four receptions (15.0 avg.) after starting at TE...Ran a post-route from the left side of the formation in the fourth quarter for 22 yards...Threw a downfield block on LB Anthony Walker on a 13-yard carry by RB Austin Ekeler in the first quarter...**at Detroit (Sept. 15):** Inactive (knee)...**vs. Pittsburgh (Oct. 13):** Returned from a four-week absence due to a knee injury to start at TE and set single-game career highs in receptions (eight), yards (100), and TDs (two)...The game marked the first 100-yard effort of his career...On his first play back from injury, ran a seam-route behind the coverage of CB Artie Burns and in front of S Minkah Fitzpatrick to haul in a 19-yard pass...Recorded his first TD on a skinny post-route from the right, getting both toes in bounds along the back of the end zone...

## HONORS AND AWARDS

**2019:** Ed Block Courage Award

**2016:** Professional Football Writers of America All-Rookie (TE)

Ran a post-route from the right in the fourth quarter, getting inside position on DB Kameron Kelly for an 11-yard TD...**at Tennessee (Oct. 20):** Caught six passes for 97 yards (16.2 avg.)...Ran a corner-route on the right side in the first quarter, making a diving catch for a 20-yard gain...Early in the fourth quarter, caught back-to-back passes for 23 yards each to get the offense inside the Tennessee 30-yard line...**at Chicago (Oct. 27):** Surpassed 100 career receptions on his first catch, finishing with 47 receiving yards on four catches (11.8 avg.)...**vs. Green Bay (Nov. 3):** Recorded 80-plus receiving yards for the third game in four weeks, finishing with seven catches for 84 yards (12.0 avg.)...Made a diving catch for 19 yards in the first quarter on a crossing-route with tight coverage by S Darnell Savage...**at Oakland (Nov. 7):** Caught four passes for 30 yards (7.5 avg.) and a TD...Ran a corner-route from the left slot to slip behind the coverage of S Erik Harris, LB Nicholas Morrow and CB Trayvon Mullen for the two-yard scoring grab...Moved to sole possession of No. 8 in team annals for receptions by a TE, ending the game with 114 for his career...Had a block for RB Melvin Gordon III to post a 25-yard carry in the third quarter...**vs. Kansas City (Estadio Azteca, Nov. 18):** Recorded six receptions for 69 yards (11.5 avg.)...**at Denver (Dec. 1):** Registered 10 receiving yards on two catches (5.0 avg.)...**at Jacksonville (Dec. 8):** Hauled in a pair of passes for 39 yards (19.5 avg.), including a 30-yard TD...Had a block on LB Quincy Williams to help Austin Ekeler register a 35-yard carry in the second quarter...On the following play, slipped along the line of scrimmage to be wide open on the left side of the field, advancing the ball after making a catch and powering through S Andrew Wingard and CB A.J. Bouye for the 30-yard score...**vs. Minnesota (Dec. 15):** Posted two receptions for 29 yards (14.5 avg.)...Gained 24 yards on a fourth-and-two by slipping behind the coverage of LB Eric Kendricks and S Harrison Smith on a post-route...**vs. Oakland (Dec. 22):** Set single-season career highs in receptions and receiving yards after registering 45 yards on five catches (9.0 avg.)...Had a block on a 10-yard carry by Melvin Gordon on fourth-and-two in

the third quarter...**at Kansas City (Dec. 29):** Caught five passes for 42 yards (8.4 avg.) and a TD, moving to sixth in Chargers history for receiving scores by a TE...On the TD, ran a TE angle-route to the left of the formation, catching the pass and powering through S Daniel Sorensen to extend the ball across the plane for the eight-yard score...In the third quarter, ran a post-route from the left, elevating to haul in the reception for 19 yards on third-and-nine.

**2018:** Spent the regular season on physically unable to perform (PUP) after suffering a knee injury in organized team activities (OTAs)...Appeared in the AFC Divisional after being activated from PUP on Jan. 7...Started the postseason game as the team's third TE...**at New England (AFC Divisional, Jan. 13):** Made his career postseason debut after starting the game as the team's third TE...Showed his mobility in his return to the lineup, pulling from left to right to block DE John Simon to spring RB Melvin Gordon III free for an eight-yard gain in the second quarter.

**2017:** Appeared in 14 games with 13 starts, posting 45 receptions for 579 yards (12.9 avg.) and four TDs, marking career highs for catches and receiving yards in a single season...Saw action on 23 special teams plays...Reached 81 career receptions, moving into sole possession of 13th in franchise history among TEs...Moved into sole possession of 12th in team annals among TEs with 1,057 career receiving yards...Placed on injured reserve on Dec. 19 with a season-ending kidney injury...**Awards:** Pro Football Focus Second-Team All-Pro (TE)...**at Denver (Sept. 11):** Saw time on 23 offensive snaps at TE...**vs. Miami (Sept. 17):** Opened the game at TE, hauling in a career-high seven receptions for 80 yards (11.4 avg.)...Five of the receptions went for 10-plus yards...**vs. Kansas City (Sept. 24):** Made his second-consecutive start at TE...Had a key downfield block on an 11-yard TD run by RB Melvin Gordon in the first quarter...**vs. Philadelphia (Oct. 1):** Started at TE...Reached 45 career receptions, posting two catches for 16 yards (8.0 avg.) and a TD...Initially was ruled out of bounds on the TD, but the call was overturned after a Los Angeles challenge...Beat S Malcolm Jenkins on a seam-route and got both feet down in-bounds in the back of the end zone on the one-handed catch, marking the ninth TD catch of his career and his first of the season...Had a key block of Jenkins on a fourth quarter TD run by RB Austin Ekeler...**at New York Giants (Oct. 8):** Hauled in three catches for 42 yards (14.0 avg.) and a TD...The 25-yard score gave the Chargers a one-point lead late in the third quarter...On the play, lined up on the right side of the formation and ran a post-pattern, getting behind three New York defenders before corralling the pass for a score...**at Oakland (Oct. 15):** Posted five receptions for a career-high 90 yards (18.0)...Started at TE...Surpassed 50 career receptions and 700 career receiving yards...Hauled in two catches of 20-plus yards in the first three plays of the final game-winning drive...On the first play of the drive, got behind the coverage of S Karl Joseph for a 34-yard gain...Two plays later, settled between two defenders along the right sideline for a 23-yard gain to the Oakland 33-yard line...Four-of-five receptions went

## BEYOND THE BOLT



*Henry participated in the team's annual shoe distribution with WSS in each of the past two years. Chargers players, Charger Girls and staff were paired with students from elementary schools in Inglewood Unified School District and Santa Ana Unified School District. Each student picked out a new pair of shoes as part of the distribution.*

for first downs...**vs. Denver (Oct. 22):** Started at TE, registering four catches for 73 yards (18.3 avg.)...After catching a play-action pass in the right flat, broke Denver tackles to bring the ball to the Denver 11-yard line for a 34-yard catch-and-run on the team's first offensive play...In the fourth quarter, converted a third-and-11 with a 13-yard reception from QB Philip Rivers on a hitch-route in front of S Will Parks...**at New England (Oct. 29):** Hauled in two catches for 11 yards (5.5 avg.)...Made downfield blocks of S Devin McCourty and S Duron Harmon to spring Melvin Gordon free for a franchise-record 87-yard TD run in the first quarter...**at Jacksonville (Nov. 12):** Started as the second TE, posting a seven-yard reception...The catch marked No. 60 of his career, putting him in sole possession of 15th place in franchise history among TEs...**vs. Buffalo (Nov. 19):** Opened the game at TE, hauling in two passes for 25 yards (12.5 avg.) to bring his career total to 822 receiving yards to pass TE Pettis Norman (820) for 15th in team history among TEs...**at Dallas (Nov. 23):** Started the 20th game of his career at TE...Finished with five catches for 76 yards (15.2 avg.)...Hauled in a deep crossing-route for 26 yards in the first quarter and converted a third-and-four in the second quarter for a 22-yard gain on a crossing pattern...Posted up in front of S Byron Jones in the end zone for a three-yard TD catch in the third quarter...**vs. Cleveland (Dec. 3):** Tied a career high with seven receptions, posting 81 receiving yards (11.6 avg.)...Eclipsed totals in receptions and receiving yards in a single season from his rookie season in 2016...Passed TE Mikhael Ricks (914) and TE Alfred Purnu (966) to move into a tie with TE Derrick Walker for 12th in receiving yards among TEs in team history with 979...In the first quarter, was knocked to the ground when running a route, but picked himself off the turf as Philip Rivers rolled to his right and hauled in a 12-yard gain for a first down...In the third quarter, ran a go-route after lining up split wide to the left, bringing in a pass for 25 yards to surpass his previous career high for receiving yards in a season...**vs. Washington (Dec. 10):** Started as the second TE...Finished with four receptions for 50 yards (12.5 avg.) and a TD, marking his fourth of the season...In the first quarter, ran a dig-route and hauled in a 14-yard gain despite defensive pass interference by CB Bashaud Breeland...Later in the first quarter, ran a crossing-route in the back of the end zone before gaining separation from S Deshaun Everett for an eight-yard TD catch...Passed Derrick Walker (979) for sole possession of 12th in receiving yards by a TE in team history, closing the game with 1,029...**at Kansas City (Dec. 16):** Started at TE...Finished with three catches for 28 yards (9.3 avg.) before departing due to a season-ending kidney injury.



**2016:** Named All-Rookie at TE by the *Professional Football Writers of America*...Started 10 games and appeared in 15, catching 36 passes for 478 yards (13.3 avg.) and eight TDs...**Awards:** *Professional Football Writers of America* All-Rookie (TE)...Pro Football Journal First-Team All-Rookie (TE)...Mel Kiper First-Team All-Rookie (TE)...**at Kansas City (Sept. 11):** Made his NFL debut and recorded the first catch of his career, a 20-yard grab on first down...**vs. Jacksonville (Sept. 18):** Opened the game at TE for the first start of his career...**vs. New Orleans (Oct. 2):** Posted the first TD catch of his career, a 20-yarder in the first quarter...**at Oakland (Oct. 9):** Registered a career-long 59-yard catch to help set up a TD, marking the longest reception by a Chargers TE since 2013...One series later, snagged a one-yard TD...**vs. Denver (Oct. 13):** Registered team highs with six catches for 83 yards (13.8 avg.), including a five-yard TD catch...Set up his own score when, two plays earlier, he caught a 27-yard pass on second-and-14 to get to the Denver five-yard line...**vs. Tennessee (Nov. 6):** Inactive (knee)...**vs. Miami (Nov. 13):** Hauled in a seven-yard score on third-and-goal in the third quarter...**at Houston (Nov. 27):** Caught a pair of passes for 20 yards (10.0 avg.), including a 12-yard TD in the fourth quarter...**at Carolina (Dec. 11):** Posted two catches for 13 yards (6.5 avg.) and a TD...Hauled in the nine-yard score on third-and-goal...**vs. Oakland (Dec. 18):** Posted a seven-yard TD catch, finishing the afternoon with the TD and 37 receiving yards on three receptions (12.3 avg.)...**vs. Kansas City (Jan. 1):** Registered four catches for 43 yards (10.8 avg.), including a 12-yard TD catch.

**COLLEGE:** Played three seasons (2013-15) at Arkansas, finishing his career with 116 catches for 1,661 yards (14.3 avg.) and nine TDs...Became one of just eight TEs in Southeastern Conference history to total 100-plus career receptions in the conference...93 of his career receptions converted for first downs or scores...Earned first-team All-America and All-SEC accolades, including from *The Associated Press*, as a senior in 2015, leading all Football Bowl

Subdivision TEs with 739 receiving yards and three TDs on 51 catches (14.5 avg.)...His performance as a senior resulted in him being named the John Mackey Award winner, which is given annually to the most outstanding TE in college football...Did not record a dropped pass and did not allow a sack or quarterback hurry in 2015...Named second-team All-SEC as a sophomore in 2014...Placed on the Mackey Award Watch list as a true freshman in 2013...Named to the SEC All-Freshman Team while earning Freshman All-America and second-team All-SEC honors in 2013.

**PERSONAL:** Given name Hunter Henry...Born in Little Rock, Ark. ...Married his wife, Parker, in 2018...Followed in the footsteps of his father, Mark, who played at Arkansas from 1988-91...Has a younger brother, Hayden, who plays LB for the Razorbacks and is entering his junior year at Arkansas...His youngest brother, Hudson, played high school football at his alma mater, Pulaski Academy, and will begin his college career at Arkansas in 2019...Along with his wife, Parker – who is a nurse – did a ‘Tip Your Hat’ Challenge through AM570 LA thanking front-line workers of the COVID-19 pandemic...Participates in Community Corner, where he purchases season tickets and donates them to local youth and nonprofit organizations...In 2019, participated with RB Austin Ekeler in the Tour de Pier in Manhattan Beach, Calif., helping raise funds and awareness for pancreatic cancer...Studied finance at Arkansas...**High School:** Earned first-team All-America honors following his senior season at Pulaski Academy in Little Rock, Ark. ...Was a team captain for the Under Armour All-America Game after finishing his senior year with 107 receptions for 1,449 yards (13.5 avg.) and 15 TDs...Helped lead the Bruins to the 5A state semifinals as a senior...Paced Pulaski as a junior with 16 TD catches and 1,093 receiving yards on 64 catches (17.1 avg.) to a 14-0 record and a 4A state title...As a sophomore, helped the team to the state championship game, totaling 45 receptions for 748 yards (16.6 avg.) and 10 TDs.

HUNTER HENRY NFL STATISTICS

				– Receiving –					– Rushing –					Scrimmage
Year	Team	GP	GS	No.	Yds	Avg.	Lg	TD	Att	Yds	Avg.	Lg	TD	Yards
2016	San Diego	15	10	36	478	13.3	59	8	0	0	–	–	0	478
2017	Los Angeles Chargers	14	13	45	579	12.9	34	4	0	0	–	–	0	579
2018	Los Angeles Chargers	0	0	– Physically Unable to Perform –										
2019	Los Angeles Chargers	12	12	55	652	11.9	30t	5	0	0	–	–	0	652
NFL Totals		41	35	136	1,709	12.6	59	17	0	0	–	–	0	1,709
POSTSEASON				– Receiving –					– Rushing –					Scrimmage
Year	Team	GP	GS	No.	Yds	Avg.	Lg	TD	Att	Yds	Avg.	Lg	TD	Yards
2018	Los Angeles Chargers	1	1	0	0	–	–	0	0	0	–	–	0	0

MISC. STATS

- RETURNING**  
2016: One kickoff return for 10 yards.
- FUMBLES**  
2016: One lost fumble.  
2017: One fumble recovery.

CAREER NFL TRANSACTIONS

- 2016** Selected by San Diego Chargers in the second round (35th overall) of NFL Draft, April 29...Signed rookie contract, June 3.
- 2017** Placed on Reserve/Injured (kidney), Dec. 19.
- 2018** Placed on Reserve/Physically Unable to Perform (knee), Sept. 1.
- 2019** Activated from Reserve/Physically Unable to Perform, Jan. 7.
- 2020** Designated franchise player (non-exclusive) by Los Angeles Chargers, March 13...Signed non-exclusive franchise tag, April 16.





# MELVIN INGRAM III ⚡ 54

**DEFENSIVE END | SOUTH CAROLINA**

6-2 | 247 lbs | ROCKINGHAM, N.C.

DRAFT 1 - 2020

EXPERIENCE: 9TH NFL SEASON

9TH YEAR WITH CHARGERS

## CAREER HIGHLIGHTS

- ▶ Three-time Pro Bowl Selection (2017-19 seasons) and was named AFC Defensive Player of the Month for September in 2017 when he led the conference with 5.5 sacks over three games during the opening month of the season.
- ▶ In the home game against Oakland in 2018, became the second player in NFL history to have a sack, an interception and a rushing attempt in a single game (New York Jets LB Mo Lewis, 2000).
- ▶ Posted 7.5 sacks in the first five weeks of 2017, good for the most through five games of a season in Chargers history.
- ▶ Moved into sole possession of No. 4 on the team's all-time sacks list with 49 for his career, passing Hall of Fame LB Junior Seau (47.0), DE Raylee Johnson (46.0) and LB Shawne Merriman (43.5) last season.
- ▶ Recorded two sacks in the 2018 AFC Wild Card at Baltimore, the first Charger with two-plus sacks in a postseason game since DE Raylee Johnson in Super Bowl XXIX against San Francisco.
- ▶ Tied single-season career highs in tackles (76) and sacks (10.5) in 2017, while setting a new personal best with 22.5 tackles for loss.
- ▶ Ranks 13th in the NFL over the last five seasons with 43 sacks.
- ▶ In 2017, combined with DE Joey Bosa to total 23 sacks between them and rank as the No. 2 sack duo in the NFL.

**2019:** Selected to his third Pro Bowl, replacing Los Angeles Chargers DE Joey Bosa after initially being named as an alternate...Started 13 games at DE and was inactive three others...Recorded 60 tackles (45 solo), 11 tackles for loss, four passes defended and recovered a fumble...Posted seven sacks to reach 49 for his career and move to No. 4 in team annals past Hall of Fame LB Junior Seau (47.0), DE Raylee Johnson (46.0) and LB Shawne Merriman (43.5)...Had an INT, the second of his career in the regular season... **Awards:** Pro Bowl Selection (Third)...**vs. Indianapolis (Sept. 8):** Registered four tackles (two solo)...Recorded a tackle for loss on a nine-yard sack of QB Jacoby Brissett...On the sack, lined up over G Mark Glowinski, speeding past him to bring down Brissett...

## HONORS AND AWARDS

- 2019:** 2020 NFL Pro Bowl Selection (Third)  
**2018:** 2019 NFL Pro Bowl Selection (Second)  
**2017:** 2018 NFL Pro Bowl Selection (First)  
 AFC Defensive Player of the Month (September)

In the fourth quarter, forced RB Marlon Mack to bounce a handoff to the outside where S Adrian Phillips brought him down for a five-yard loss...**at Detroit (Sept. 15):** Led all Chargers defensive linemen with eight tackles (six solo) and a tackle for loss...**vs. Houston (Sept. 22):** Finished with five tackles (three solo)...**at Miami (Sept. 29):** Posted a solo tackle...**vs. Denver (Oct. 6):** Inactive (hamstring)...**at Chicago (Oct. 27):** Returned to action after a three-week absence to post five tackles (two solo) and recover a fumble...Dove on the loose ball in the fourth quarter to set up a TD drive on the Bears 26-yard line...**vs. Green Bay (Nov 3):** Registered 1.5 sacks, the first of his career of QB Aaron Rodgers...Totalled three solo tackles and 1.5 tackles for loss...Moved to No. 6 on the team's all-time sacks list past Shawne Merriman (43.5), finishing the game with 44.5 for his career...On the solo sack, ducked under the arms of G/T Billy Turner on a speed rush to get to QB Aaron Rodgers for a seven-yard sack...Split a sack in the third quarter with Joey Bosa, beating T Bryan Bulaga on an inside-rush move to get to Rodgers...**at Oakland (Nov. 7):** Posted eight tackles (seven solo), including two sacks to move to No. 5 in Chargers history (46.5 for his career)...Broke up a pass...In the first quarter, split blocks of G Gabe Jackson and C Rodney Hudson to bring down QB Derek Carr for a five-yard sack...Had his pass defended in the third quarter, fighting off the block by T Trent Brown to jump and knock down the pass intended for RB Josh Jacobs in the right flat at the line of scrimmage...Later in the third quarter, sprinted around T Kolton Miller to sack Carr for a five-yard loss, preventing him from stepping up in the pocket after running play-action...Appeared in the 100th game of his career...**vs. Kansas City (Estadio Azteca, Nov. 18):** Posted a sack in his third-straight game, bringing down QB Patrick Mahomes for a two-yard loss...The sack brought him past Junior Seau (47.0) for sole possession of No. 4 in team annals...On the play, pushed back RB Darrel Williams to drag down Mahomes as he stepped up in the pocket...Finished with seven tackles (six solo),

## BEYOND THE BOLT



*Off the field, Ingram is a rap musician. One of his songs, 'Pops,' is a tribute to his late father, George Melvin Ingram Jr., who died of a heart attack in 1998. Ingram's father predicted that his infant son would one day play in the NFL. Most recently, Ingram released an EP in June called 'State of Mind.'*

*Ingram promoted his foundation, 'Mission Possible,' which he founded in 2015, through the NFL's My Cause, My Cleats initiative this past season. Mission Possible provides inner-city and low-income youth with additional educational opportunities and resources. The foundation provides resources to youth in Ingram's hometown, San Diego and Los Angeles. The foundation hosted its fifth-annual Family Fun Day in June 2018, providing free food, outdoor games, prizes and activities at Hamlet (N.C.) Memorial Park. Ingram's older sister, Monique, described the importance of giving back to the community by saying, 'A lot of people don't get to see a [professional] football player in this town, so I love that he likes to come back and interact with the people of the community.' In 2016, Mission Possible had a celebrity waiter dinner that raised more than \$120,000.*

two tackles for loss and a pass defended...**at Denver (Dec. 1):** Recorded three solo tackles and a tackle for loss...**at Jacksonville (Dec. 8):** Posted seven tackles (four solo)...**vs. Minnesota (Dec. 15):** Registered his first INT of the season, the second of his career in the regular season, returning it nine yards...On the play, released from the block of T Riley Reiff to step back and jump the route of RB Ameer Abdullah for the pick of QB Kirk Cousins...Finished with five tackles (four solo) and a tackle for loss...**vs. Oakland (Dec. 22):** Had 1.5 sacks and three solo tackles, bringing his career sacks of QB Derek Carr to eight, the most of any QB for his career...Split a sack in the first quarter of Carr with DT Jerry Tillery after powering past T David Sharpe...Pulled an inside move on T Brandon Parker in the second quarter to sack Carr for an eight-yard loss...**at Kansas City (Dec. 29):** Posted a solo stop and a pass defended while playing 42 defensive snaps...**vs. NFC (2020 Pro Bowl, Jan. 26):** Saw action at DE and a 4-3 OLB...Did not finish with any statistics...With less than a minute in the first half, got penetration up the middle to force QB Russell Wilson to scramble to his left and throw the ball away.

**2018:** Selected to his second Pro Bowl...Started at DE in all 16 contests...Recorded 53 tackles (35 solo) with seven sacks and 14 tackles for loss...Broke up five passes, forced a fumble and posted the first regular-season INT of his career, returning it eight yards...Appeared on offense to register the first rushing attempt of his career in the first matchup against Oakland, becoming just the second player in NFL history to record a sack, INT and a rushing attempt in the same game (New York Jets LB Mo Lewis, 2000)...Moved into sole possession of No. 7 on the Chargers all-time sacks list with 42 in his career, passing DE Burt Grossman (38.0) and DE Chris Mims (38.0)...Started both postseason games at DE...Posted nine tackles (eight

solo), two sacks and three tackles for loss...Added a pass defended, a forced fumble and a recovery...Became the first Charger with two-plus sacks in a postseason game since DE Raylee Johnson did so in Super Bowl XXIX against San Francisco...**Awards:** Pro Bowl Selection (Second)...**vs. Kansas City (Sept. 9):** Started at DE, leading all defensive linemen with 53 defensive snaps played...Assisted on a tackle...**at Buffalo (Sept. 16):** Registered his first sacks of the season, finishing with 1.5 takedowns for 13.5 yards to bring his career total to 36.5 sacks...Posted four tackles (three solo) and the 1.5 tackles for loss...Applied pressure to QB Josh Allen in the third quarter, forcing him to roll to his right and throw an INT to S Adrian Phillips...Split a sack with NT Damion Square when both players beat their blockers and met in the backfield to bring Allen down for an 11-yard loss...Earlier in the game, forced Allen to roll right and throw a pass intended for TE Jason Croom that was nearly picked off by LB Kyzir White in the flat...**at Los Angeles Rams (Sept. 23):** Appeared in the 80th game of his career...Posted a solo stop and a tackle for loss...**vs. San Francisco (Sept. 30):** Finished with four tackles (two solo)...Provided pressure in the third quarter on QB C.J. Beathard, forcing him to roll left before being sacked by S Derwin James...Provided a block on CB Trevor Williams' 86-yard INT return in the third quarter to give the offense the ball at the 49ers 12-yard line...**vs. Oakland (Oct. 7):** Started at DE, playing 43 defensive snaps and one on offense...Posted a season-high seven tackles (five solo), a sack and two tackles for loss...Added a pass defended and the first regular-season INT of his career...On the offensive play, registered the first carry of his career...Became just the second player in NFL history to record a sack, INT and a rushing attempt in the same game (New York Jets LB Mo Lewis, 2000)...Collapsed the pocket in the first quarter with DT Darius Philon and DE Isaac Rochell before taking down QB Derek Carr for the sack...It brought his career sacks of Carr to 3.5, only having sacked Washington QB Alex Smith (5.0) more in his career...Picked off Carr in the end zone in the third quarter after undercutting the route of TE Derek Carrier, returning the ball to the four-yard line...Showed off his athleticism in the first quarter, slipping past T Kolton Miller to chase down RB Doug Martin from behind for a one-yard loss...**at Cleveland (Oct. 14):** Assisted on two tackles...Broke up a pass...Ran a stunt with Darius Philon that resulted in Philon pressuring QB Baker Mayfield to throw an incomplete pass on fourth-and-two...**vs. Tennessee (Wembley Stadium, Oct. 21):** Posted six tackles (five solo), a seven-yard sack and two tackles for loss...Broke up two passes...Reached 38.5 career sacks to move past Burt Grossman and Chris Mims (38.0) for sole possession of seventh in team history...On the sack, looped from outside the left tackle through the right A-gap to spin down QB Marcus Mariota in the third quarter...Caused an INT at the end of the first half, tipping a pass at the line of scrimmage that was picked off by LB Denzel Perryman in the red zone...Broke up a pass in the first quarter by batting down a pass intended for WR Tajae Sharpe...**at Seattle (Nov. 4):** Finished with five tackles (three solo), a tackle for loss and a three-yard sack...On the play, flushed QB Russell Wilson to his left and chased him down for the sack after beating the block of G/T Germain Ifedi...**at Oakland**

(Nov. 11): Recorded six tackles (four solo), a 15-yard strip-sack and two tackles for loss...Became the seventh player in team history to reach 40 career sacks...On his sack, pulled a spin move to beat the block of G/T Kelechi Osemele and bring down Derek Carr to bring his career sacks of Carr to 4.5...**vs. Denver (Nov. 18):** Started the 70th game of his career, opening at DE and playing all 56 defensive snaps...Posted a solo tackle...Stuffed RB Royce Freeman for a one-yard gain on third-and-two, leading to a Denver turnover on downs...**vs. Arizona (Nov. 25):** Recorded three tackles (two solo), a tackle for loss and a pass defended...Eclipsed 40 tackles for the fifth-straight season...**at Pittsburgh (Dec. 2):** Played all but two defensive snaps after starting at DE, finishing with 66 plays on defense...Posted a solo tackle...**vs. Cincinnati (Dec. 9):** Recorded five tackles (four solo) and a tackle for loss...**at Kansas City (Dec. 13):** Posted three tackles (two solo), 1.5 tackles for loss and 1.5 sacks...Recorded a full sack in the second quarter by speeding past T Mitchell Schwartz off the right edge to wrap up QB Patrick Mahomes for a seven-yard loss...Powered through G Andrew Wylie to split a two-yard sack of Mahomes with DE Isaac Rochell in the fourth quarter, setting up the game-winning drive...Corralled RB Damien Williams in the backfield for a two-yard loss late in the third quarter after Williams was forced to change direction by DT T.Y. McGill...**vs. Baltimore (Dec. 22):** Recorded three tackles (two solo) and a tackle for loss...Recovered a fumble of RB Gus Edwards that was forced by Darius Philon...Helped force a sack of QB Lamar Jackson by getting in the backfield and forcing Jackson to scramble into the waiting arms of Isaac Rochell and DE Joey Bosa...**at Denver (Dec. 30):** Assisted on a tackle, participating on 53 defensive plays after starting at DE...**at Baltimore (AFC Wild Card, Jan. 6):** Part of a defense that set team postseason records for the fewest single-game net yards allowed (229), including a record 69 in the first half, which was the fewest allowed in a postseason game since the 2006 AFC Wild Card...Contributed on a pass rush that tied a team postseason record with seven sacks on the day...Posted seven tackles (six solo), two sacks and two tackles for loss...Became the first Charger with two-plus sacks in a postseason game since DE Raylee Johnson did so in Super Bowl XXIX against San Francisco...Added a forced fumble and a recovery...Recovered the game-sealing fumble after LB Uchenna Nwosu knocked it free from Jackson with less than 30 seconds remaining in the game...On the first sack, pulled a spin-move on G/T James Hurst to rocket into the backfield and bring down Lamar Jackson for a nine-yard loss...Added a second in the fourth quarter, getting by C Bradley Bozeman to record an eight-yard sack on third-and-11 to force a punt...Forced the fumble after sprinting around the edge to knock the ball free from RB Kenneth Dixon on a handoff up the middle in the first quarter that was recovered by Adrian Phillips...Perfectly played a read-option on third-and-four in the third quarter, forcing Jackson to keep it for no gain and force a field goal...**at New England (AFC Divisional, Jan. 13):** Recorded two solo tackles, a tackle for loss and a pass defended after starting at DE...Broke up the pass by deflecting a throw from QB Tom Brady at the line of scrimmage...In the third quarter, fought through two blocks to get into the backfield and combine with Derwin James to bring down RB Rex Burkhead for a

one-yard loss...Appeared on an offensive snap at FB and contributed on 74 plays on defense...**vs. NFC (2019 Pro Bowl, Jan. 27):** Started at DE, the second-straight season to start for the AFC...Became part of the first trio (WR Keenan Allen and Derwin James) of Chargers to participate and start in the Pro Bowl since 2007...In the first quarter, recorded a nine-yard sack of QB Russell Wilson on a play-action pass after sprinting by the block attempt of T Charles Leno...Added a two-yard rush in the fourth quarter on a shotgun handoff up the middle to move the chains on third-and-one behind a block by C Mike Pouncey.

**2017:** Selected to his first Pro Bowl, replacing Los Angeles Chargers DE Joey Bosa after initially being named as an alternate...Named AFC Defensive Player of the Month for September...Led the conference with 5.5 sacks and 16 tackles (13 solo) in three games during the season's opening month...Started all 16 contests, posting 76 tackles (50 solo), 10.5 sacks, 22.5 tackles for loss, a pass defended, a forced fumble and two recoveries, including one he returned 39 yards for the first TD of his career...His 10.5 sacks ranked tied for sixth in the AFC and tied for No. 15 in the NFL in 2017...His 7.5 sacks in the first five weeks were the most through five games in Chargers history...Registered the most defensive snaps among all Los Angeles pass rushers with 891...Part of a defensive unit that ranked tied for fifth in the NFL with 43 sacks...Combined with Bosa (12.5 sacks), was the No. 2 sack duo in the NFL with 23 sacks between the two of them...**Awards:** Pro Bowl Selection (First)...AFC Defensive Player of the Month (September)...**at Denver (Sept. 11):** Posted four tackles (three solo) and 1.5 sacks...Registered the 1.5 sacks on back-to-back plays in the fourth quarter...Split the first with DE Joey Bosa, collapsing the pocket from both ends to bring down QB Trevor Siemian to force third-and-13...Followed up with a sack of Siemian on the next play, forcing a Denver field goal attempt that was missed by K Brandon McManus...**vs. Miami (Sept. 17):** Posted six tackles (four solo) and a sack...**vs. Kansas City (Sept. 24):** Became the ninth player to reach 30 sacks in a Chargers uniform after posting six solo tackles, including a career-high three sacks...Began his career day by beating T Mitchell Schwartz with a bull-rush to get to QB Alex Smith for a two-yard loss in the second quarter...On the final play of the third quarter, lined up just inside of Joey Bosa, running a stunt with Bosa to slip around the offensive line as he brought down Smith for an 11-yard loss...Midway through the fourth quarter, sped past two offensive linemen to post a five-yard sack of Smith...**vs. Philadelphia (Oct. 1):** Appeared in his 65th career game, starting at DE and contributing on 67 plays on defense and six on special teams...Registered six tackles (four solo) and a tackle for loss for the third-straight game...**at New York Giants (Oct. 8):** Continued to harass opposing QBs, sacking QB Eli Manning twice, including a strip-sack that he recovered to set up the game-winning TD pass from QB Philip Rivers to RB Melvin Gordon...On the play, slipped through two blockers to spin Manning to the ground, knocking the ball free...Dove into a pile of players to corral the loose ball for his first recovery of the season...Finished with eight tackles (six solo), two sacks, three tackles for loss, a forced fumble and the recovery...**at Oakland (Oct. 15):** Posted four tackles

GENERAL INFORMATION	2019 IN REVIEW	RECORDS & HISTORY	DRAFT PICKS & FREE AGENTS	INGRAM III	FRONT OFFICE	COMMUNITY
						<p>(two solo) and a tackle for loss, marking the sixth game of the season with a tackle for loss...<b>vs. Denver (Oct. 22):</b> Posted four tackles (three solo), an eight-yard sack and two tackles for loss...Dropped RB C.J. Anderson for a two-yard loss in the second quarter, chasing him down from behind...Pushed T Garrett Bolles back with a bull rush into QB Trevor Siemian that resulted in the eight-yard sack...<b>at New England (Oct. 29):</b> Finished with three tackles (two solo)...Forced QB Tom Brady to roll to his right before DT Darius Philon registered a seven-yard sack in the fourth quarter...<b>at Jacksonville (Nov. 12):</b> Played 80 defensive snaps after starting the game at DE, marking the 70th game played of his career...Posted four tackles (two solo) and a tackle for loss...Provided pressure with Joey Bosa in the fourth quarter to force QB Blake Bortles to throw off of his back foot, resulting in an INT by S Tre Boston...<b>vs. Buffalo (Nov. 19):</b> Recovered a fumble by QB Tyrod Taylor on a strip-sack by Joey Bosa and returned it 39 yards for the first score of his professional career...Along with Bosa, pressured QB Nathan Peterman in the first quarter to throw an INT to CB Casey Hayward...Recorded a solo tackle, a tackle for loss and the fumble recovery...<b>at Dallas (Nov. 23):</b> Finished with a solo tackle and a tackle for loss...In the first quarter, collapsed the pocket with Joey Bosa to force QB Dak Prescott to step up into a sack by DT Corey Liuget...Coupled with Bosa, forced Prescott to roll to his left and throw a pass intended for WR Cole Beasley that was picked off by CB Desmond King and returned 90 yards for a TD...<b>vs. Cleveland (Dec. 3):</b> Registered five tackles (three solo), including two tackles for loss...Penetrated the backfield on fourth-and-one in the second quarter, bringing down RB Duke Johnson Jr., for a two-yard loss...Applied pressure to QB DeShone Kizer late in the fourth quarter, forcing the QB to make a difficult pass that was picked off by S Adrian Phillips to seal the game...<b>vs. Washington (Dec. 10):</b> Posted seven tackles (two solo), 1.5 tackles for loss and a half-sack...Collapsed the pocket in the fourth quarter with a bull rush of T Trent Williams, meeting Corey Liuget to bring down QB Kirk Cousins for the half-sack...<b>at Kansas City (Dec. 16):</b> Appeared in the 75th game of his career, starting at DE and playing 61 snaps on defense...Posted seven tackles (six solo), two tackles for loss, a sack and a pass defended, his first of the season...Registered his 10th sack of the season, running a stunt with Darius Philon in the first quarter to burst through the middle of the offensive line to bring down QB Alex Smith for an eight-yard loss...<b>at New York Jets (Dec. 24):</b> Posted four tackles (three solo) and a tackle for loss...<b>vs. Oakland (Dec. 31):</b> Finished with five tackles (two solo) and a half-sack...Sped past T David Sharpe around the edge, meeting Darius Philon in the backfield to split a sack of QB Derek Carr...<b>vs. NFC (2018 Pro Bowl, Jan. 28):</b> Started at DE, recording four solo tackles, a tackle for loss and a sack...Posted the 13-yard takedown on QB Drew Brees on a third-and-10 to open the second quarter and force an NFC punt.</p> <p><b>2016:</b> Started all 16 games for the second-straight year...Totalled 66 tackles (45 solo), eight sacks and 13 tackles for loss...Added four passes defended and four forced fumbles...<b>vs. Jacksonville (Sept. 18):</b> Posted a then-career-high two sacks, including a sack-fumble that was recovered by DT Corey Liuget...<b>vs.</b></p>
						<p><b>New Orleans (Oct. 2):</b> Recorded a 10-yard sack on third-and-nine to force the Saints to punt from their own two-yard line...<b>at Atlanta (Oct. 23):</b> Registered a seven-yard sack at the end of the first half...Teamed up with DE Tenny Palepoi for a key, two-yard tackle for loss in overtime that led to a turnover on downs three plays later...Tied a career high with 10 tackles...<b>at Denver (Oct. 30):</b> Posted a nine-yard sack late in the second quarter of QB Trevor Siemian as DE Joey Bosa forced a fumble on play, which was recovered by Tenny Palepoi...<b>vs. Miami (Nov. 13):</b> Posted a nine-yard strip-sack of QB Ryan Tannehill on third-and-five to force a punt on the Dolphins' opening possession...<b>vs. Oakland (Dec. 18):</b> Posted a seven-yard sack in the fourth quarter on third-and-eight to force a field goal attempt...Forced a fumble by RB Latavius Murray in the red zone in the first quarter that was recovered by OLB Kyle Emanuel...Forced two Murray fumbles on the day...<b>at Cleveland (Dec. 24):</b> Forced a fourth quarter three-and-out with a 10-yard sack on third-and-eight.</p> <p><b>2015:</b> Started all 16 games for the first time in his career, setting career highs with 76 tackles (65 solo) and 10.5 sacks...Added 19 tackles for loss, five passes defended, four forced fumbles and a recovery...Posted at least one sack in five-straight games to close out the season...<b>vs. Detroit (Sept. 13):</b> Pressured QB Matt Stafford to throw under duress, resulting in an INT by OLB Kyle Emanuel...<b>vs. Cleveland (Oct. 4):</b> Posted the first multi-sack game of his career...Finished with 1.5 sacks, a team-high three tackles for loss, a forced fumble and a recovery...Split an eight-yard sack of QB Josh McCown with S Eric Weddle in the first quarter, stripping the ball free from McCown before recovering it...<b>at Baltimore (Nov. 1):</b> Posted the second multi-sack game of his career, finishing with 1.5 sacks...Registered pressures on three-straight plays midway through the third quarter to force a punt...<b>vs. Chicago (Nov. 9):</b> Forced a fumble and recorded a sack...<b>vs. Miami (Dec. 20):</b> Registered a then-career-high 2.5 sacks...Posted a 10-yard sack and forced a fumble by QB Ryan Tannehill on Miami's final possession of the first half...Shared an 11-yard sack on third-and-nine to force a punt...<b>at Denver (Jan. 3):</b> Registered a sack to bring his season total to a career-high 10.5...In the first half, hit QB Brock Osweiler's arm while attempting to pass, resulting in an INT by S Adrian Phillips.</p> <p><b>2014:</b> Started all nine games that he played in, missing seven games with a hip injury...Placed on injured reserve with designation to return with a hip injury on Sept. 20...Activated on Nov. 15...Registered 40 tackles (25 solo), four sacks, seven tackles for loss and two forced fumbles...Posted his first back-to-back games with sacks...<b>vs. Seattle (Sept. 14):</b> Recorded a three-yard tackle for loss, a nine-yard sack and a forced fumble...Departed with a hip injury and did not return...<b>vs. Oakland (Nov. 16):</b> Started at OLB in his return from injured reserve with designation to return...<b>vs. New England (Dec. 7):</b> Lead the team with a season-high 10 tackles, including a seven-yard sack and three tackles for loss...<b>vs. Denver (Dec. 14):</b> Posted his second sack in as many weeks for his first back-to-back performances with a sack...Added a forced fumble...<b>at Kansas City (Dec. 28):</b> Recorded an eight-yard sack.</p>



**2013:** Suffered a knee injury early in the offseason and began the season on the Physically Unable to Perform list before returning Dec. 8...Finished the season with 13 tackles (five solo), a sack, two tackles for loss and a forced fumble in four games played (one start)...Started both postseason contests, registering six tackles (two solo) and an INT that he returned three yards for his first NFL pick...**vs. N.Y. Giants (Dec. 8):** Returned from a knee injury to make his season debut...**vs. Oakland (Dec. 22):** Posted a sack and a forced fumble in his first start of the season...**at Cincinnati (AFC Wild Card, Jan. 5):** Posted his first career INT and assisted on three tackles in the first playoff game and start of his career.

**2012:** Appeared in all 16 games with two starts...Registered 29 tackles (18 solo) and a six-yard sack...Added five tackles for loss, five passes defended and two forced fumbles...Recorded 12 special teams tackles...**at Oakland (Sept. 10):** Made his NFL debut...Forced a fumble on the first defensive series...Recovered an onside kick late in the fourth quarter to seal the 22-14 victory...**at Denver (Nov. 18):** Made the first start of his career...**vs. Oakland (Dec. 30):** Led the team with a season-high four special teams tackles.

**COLLEGE:** Played four seasons (2007, '09-11) at South Carolina while redshirting in 2008 due to foot surgery...Totaled 109 tackles, 21.5 sacks, 30.5 tackles for loss and two INTs...Ranked fourth in school history in career sacks and fifth in career tackles for loss...Named first-team All-America as a senior, the third consensus All-American

in school history and the first since 1984...Earned first-team All-Southeastern Conference and was a three-time SEC Player of the Week as a senior...Tied a single-season school record in 2011 with 10 sacks, ranking third in the conference and 13th in the nation...His 15 tackles for loss as a senior were the third-most in a single season in school history and ranked fifth in the SEC...Ranked third in the SEC with a team-high nine sacks as a junior.

**PERSONAL:** Given name Melvin Ingram III...Nicknames are 'SupaMelvin' and 'Supamel'...Born in Rockingham, N.C. ...Has two sons, Prince and Major Ali...As an up-and-coming rap musician, goes by 'KingMel'...Authored a song, 'Pops,' that is a tribute to his late father, George Melvin Ingram Jr. ...Left a math class to go to the gym and broke his high school's hang-clean record while in street clothes with a 380-pound rep...Launched 'Mission Possible' in 2015, a non-profit foundation that provides inner-city and low-income youth with educational opportunities and resources...Filmed a public service announcement to combat domestic violence in 2015 with professional skateboarder Tony Hawk and BMX Champion Alise Post...Earned a degree in African-American studies from South Carolina...**High School:** Earned All-Conference and All-Region recognition as a senior at Richmond County High in Rockingham, N.C. ...Finished his senior year with 87 tackles and 2.5 sacks...Rated a four-star prospect by Rivals.com...Played in the Shrine Bowl game, returning a fumble for a TD...Started at point guard for the basketball team for three years.

### MELVIN INGRAM III NFL STATISTICS

Year	Team	GP	GS	- Tackles -					Yds	TFL	- Interceptions -					- Fumbles -		
				Total	Solo	Asst	Sacks				No.	Yds	Lg	TD	PD	FF	FR	Yds
2012	San Diego	16	2	29	18	11	1.0	6	5	0	0	0	0	0	5	2	0	0
2013	San Diego	4	1	13	5	8	1.0	0	2	0	0	0	0	0	0	1	0	0
2014	San Diego	9	9	40	25	15	4.0	31	7	0	0	0	0	0	0	2	0	0
2015	San Diego	16	16	76	65	11	10.5	73.5	19	0	0	0	0	0	5	4	1	0
2016	San Diego	16	16	66	45	21	8.0	52	13	0	0	0	0	0	4	4	0	0
2017	Los Angeles Chargers	16	16	76	50	26	10.5	87.5	22.5	0	0	0	0	0	1	1	2	39
2018	Los Angeles Chargers	16	16	53	35	18	7.0	53.5	14	1	8	8	0	0	5	1	1	0
2019	Los Angeles Chargers	13	13	60	45	15	7.0	42.5	11	1	9	9	0	0	4	0	1	0
<b>NFL Totals</b>		<b>106</b>	<b>89</b>	<b>413</b>	<b>288</b>	<b>125</b>	<b>49.0</b>	<b>346</b>	<b>93.5</b>		<b>2</b>	<b>17</b>	<b>9</b>	<b>0</b>	<b>24</b>	<b>15</b>	<b>5</b>	<b>39</b>
Year	Team	GP	GS	- Tackles -					Yds	TFL	- Interceptions -					- Fumbles -		
				Total	Solo	Asst	Sacks				No.	Yds	Lg	TD	PD	FF	FR	Yds
2013	San Diego	2	2	6	2	4	0.0	0	0	1	3	3	0	1	0	0	0	0
2018	Los Angeles Chargers	2	2	9	8	1	2.0	17	3	0	0	0	0	0	1	1	1	0
<b>Postseason Totals</b>		<b>4</b>	<b>4</b>	<b>15</b>	<b>10</b>	<b>5</b>	<b>2.0</b>	<b>17</b>	<b>3</b>		<b>1</b>	<b>3</b>	<b>0</b>	<b>0</b>	<b>2</b>	<b>1</b>	<b>1</b>	<b>0</b>

### CAREER NFL TRANSACTIONS

- 2012** Selected by San Diego Chargers in the first round (18th overall) of NFL Draft, April 26...Signed rookie contract, May 11.
- 2013** Placed on Reserve/Physically Unable to Perform (knee), Aug. 26...Activated from Reserve/Physically Unable to Perform, Dec. 13.
- 2014** Placed on Reserve/Injured; Designated for Return (hip), Sept. 20...Activated from Reserve/Injured; Designated for Return, Nov. 15.
- 2015** Had fifth-year team option exercised on rookie contract by Chargers, April 8.
- 2017** Designated franchise player (non-exclusive) by Los Angeles Chargers, Feb. 28...Signed contract extension, June 13.



# JUSTIN JACKSON ⚡ 22

**RUNNING BACK | NORTHWESTERN**

6-0 | 200 lbs | CAROL STREAM, ILL.

DRAFT 7 - 2018

EXPERIENCE: 3RD NFL SEASON

3RD YEAR WITH CHARGERS

## CAREER HIGHLIGHTS

- ▶ In the first two games of last season, had more than 50 yards from scrimmage in back-to-back games for the first time of his career.
- ▶ Sparked the offense in the second half against the Steelers in 2018 with a 19-yard catch and eight carries for 63 yards (7.9 avg.), including an 18-yard touchdown, helping the Bolts to a three-point come-from-behind win for the team's second-ever regular-season win at Pittsburgh.
- ▶ Made his first NFL start at RB in Week 15 at Kansas City in 2018, totaling 58 rushing yards and a touchdown on 16 carries (3.6 avg.) while catching three passes for 27 yards (9.0 avg.).

**2019:** Played in seven games and was inactive nine others...Rushed 29 times for 200 yards (6.9 avg.)... Added nine receptions for 22 yards (2.4 avg.)... Returned five kicks for 107 yards (21.4 avg.)...**vs. Indianapolis (Sept. 8):** Ran for 57 yards on six attempts (9.5 avg.)...Added a four-yard catch to record 61 yards from scrimmage on the day...Took a handoff up the middle in the first quarter for 23 yards behind blocks from G/T Michael Schofield III, C Mike Pouncey and G Dan Feeney...Had a 24-yard gain in the second quarter while getting blocks from Schofield and T Sam Tevi along with pulling blocks from Feeney and FB Derek Watt...On the opening kickoff return, gave a freeing block for DB Desmond King II to return the kick 43 yards...**at Detroit (Sept. 15):** Registered seven carries for 59 yards (8.4 avg.)...Ended the day with 64 yards from scrimmage after hauling in a five-yard catch...It marked the first back-to-back games of his career with 50-plus yards from scrimmage...**vs. Houston (Sept. 22):** Carried the ball five times for 26 yards (5.2 avg.) while catching four passes for four yards (1.0 avg.)...**at Miami (Sept. 29):** Inactive (calf)...**vs. Green Bay (Nov. 3):** Returned from a five-week absence to carry the ball twice for seven yards (3.5 avg.) and haul in a seven-yard reception...**at Oakland (Nov. 7):** Inactive (calf)...**at Jacksonville (Dec. 8):** Returned to action, posting 25 rushing yards on three attempts (8.3 avg.) while returning a pair of kickoffs for 43 yards (21.5 avg.)...Recorded a

14-yard carry in the fourth quarter behind a block from Derek Watt...**vs. Minnesota (Dec. 15):** Carried the ball five times for 15 yards (3.0 avg.) while posting two receiving yards on a pair of catches (1.0 avg.)...**vs. Oakland (Dec. 22):** Inactive (hamstring)...**at Kansas City (Dec. 29):** Recorded an 11-yard carry and returned three kickoffs for 64 yards (21.3 avg.).

**2018:** Appeared in 13 games with a start at RB...Ran the ball 50 times for 206 yards (4.1 avg.) and two TDs...Added 15 receptions for 135 yards (9.0 avg.)...Registered six tackles on special teams...Appeared in both postseason games...Ran the ball three times for nine yards (3.0 avg.) and caught three passes for 22 yards (7.3 avg.)...Added a special teams tackle...**vs. San Francisco (Sept. 30):** Made his NFL debut, contributing on 12 special teams plays...**vs. Oakland (Oct. 7):** Saw action on six plays on special teams...**at Cleveland (Oct. 14):** Saw the first action of his career on offense, appearing on seven offensive plays...Caught a pass for eight yards and registered three carries for four yards (1.3 avg.)...Posted a tackle on special teams...**vs. Tennessee (Wembley Stadium, Oct. 21):** Caught an 11-yard pass and recorded two carries for three yards (1.5 avg.)...Posted two tackles on special teams...**at Seattle (Nov. 4):** Saw action on eight snaps on special teams...**at Oakland (Nov. 11):** Registered a special teams tackle while playing 12 snaps on special teams...**vs. Denver (Nov. 18):** Appeared on 10 plays on special teams...**vs. Arizona (Nov. 25):** Registered seven carries for 57 yards (8.1 avg.)...Took a toss play to the left for 19 yards in the third quarter behind blocks from WR Keenan Allen, TE Sean Culkin, T Russell Okung and FB Derek Watt...Notched a special teams tackle...**at Pittsburgh (Dec. 2):** Posted 63 rushing yards and a TD on eight attempts (7.9 avg.), and hauled in a 19-yard reception...On the 18-yard TD run in the fourth quarter, took the shotgun handoff up the middle behind blocks from TE Antonio Gates and G Dan Feeney before juking by S Terrell Edmunds and sprinting away from S Sean Davis for the score...Earlier in the fourth quarter, registered another 18-yard rush from the shotgun formation, utilizing blocks from Feeney and Russell Okung before forcing a missed tackle attempt by Davis



with a juke...Registered a tackle on special teams...**vs. Cincinnati (Dec. 9):** Recorded 12 rushing yards on seven attempts (1.7 avg.) and two receptions for 23 yards (11.5 avg.)...**at Kansas City (Dec. 13):** Started at RB with injuries to RBs Melvin Gordon III and Austin Ekeler...Ran the ball 16 times for 58 yards (3.6 avg.) and a TD...Added 27 receiving yards on three catches (9.0 avg.)...Posted a nine-yard carry in the first quarter, bouncing the run to the right behind blocks from TE Virgil Green, T Sam Tevi and Keenan Allen...Ran in the three-yard TD behind Green on a first-and-goal handoff out of the shotgun in the fourth quarter...**vs. Baltimore (Dec. 22):** Set a season high with seven receptions for 47 yards (6.7 avg.), and had a carry go for minus-one yards...**at Denver (Dec. 30):** Recorded 10 rushing yards on six attempts (1.7 avg.)...**at Baltimore (AFC Wild Card, Jan. 6):** Made his NFL postseason debut, carrying the ball twice for five yards (2.5 avg.) and posting a special teams tackle...Played four snaps on offense and seven on special teams...**at New England (AFC Divisional, Jan. 13):** Appeared on 13 offensive plays and 12 on special teams...Posted 22 receiving yards on three catches (7.3 avg.) and had a four-yard rush attempt.

**COLLEGE:** Played four seasons (2014-17) at Northwestern, finishing his career as the school's all-time leader in rushing attempts (1,142), rushing yards (5,440), rushing touchdowns (41), all-purpose yards (6,298) and scrimmage TDs (42)...Ended his career at No. 3 on the Big Ten's career rushing yards and attempts lists...Joined Wisconsin RB Ron Dayne as just the second player in Big Ten history and ninth player in Football Bowl Subdivision history to rush for 1,000-plus yards in four-straight seasons...Recorded 27 100-yard performances in his Wildcats career and averaged 100-plus rushing yards-per-game in three seasons (2015-17)...Awarded the team's Most Valuable Player honors in back-to-back seasons as a junior and senior...As a senior, earned consensus second-team All-Big Ten honors, setting career highs in receptions (44) and receiving yards (276)...

## BEYOND THE BOLT



*An outspoken advocate for social justice, Jackson engaged local community and political leaders in dialogue on topics including police reform and social justice. He participated in numerous marches advocating for police reform, including a few with multiple teammates. Jackson began his involvement in social justice at Northwestern, where he worked with the student-athlete group, 'Engage,' which focused on diversity inclusion and social justice.*

*Jackson was active early in the COVID-19 pandemic this offseason. He began by donating 4,000 meals to the Los Angeles Regional Food Bank. Jackson also participated in the team's telethon fundraiser in partnership with KCBS, the Los Angeles CBS affiliate.*

*In September 2018, Jackson participated in the team's annual shoe distribution with WSS in Los Angeles. Chargers players, Charger Girls and staff were paired with 450 students from the 10 elementary schools in Inglewood Unified School District. Each student picked out a new pair of shoes and a backpack for the upcoming school year.*

Completed the only pass of his career for a 12-yard TD in a triple-overtime victory over No. 16 Michigan State...Named first-team All-Big Ten by media as a junior in 2016, leading the conference with 117.2 rushing yards-per-game and posting career highs in rushing yards (1,524) and TDs (15) for a 5.1 yards-per-carry average...Recognized as Big Ten Offensive Player of the Week after a 171-yard performance that included a 58-yard TD run at Iowa...As a sophomore, was a consensus second-team All-Big Ten selection...Was one of four true freshmen to see the field for the Wildcats in 2014, totaling 1,187 yards and 10 TDs on 245 attempts (4.8 avg.) while seeing action in 12 games to set the mark for the second-most rushing yards in program history by a freshman.

**PERSONAL:** Given name Justin Joseph Jackson... Nickname is 'JJ'...Born in Chicago, Ill. ...Brother, Phillip, played RB at Northwest Missouri State...Joe Ballard, his uncle, played at Florida A&M, while his cousin, Nicole Ekhomu, plays for the Florida State women's basketball program...In the offseason, participated in 'All Black Lives Matter' marches calling for police reform with teammates...Was involved in 'Engage,' a student-athlete group centered around diversity inclusion...Enjoys listening to music in his leisure...Earned a degree in economics from Northwestern...**High School:** Played at Glenbard North High in Carol Stream, Ill. ...Ranked as the No. 5 prospect in the state of Illinois by Scout.com after his

senior year...Holds school record for career rushing yards (6,531) while ranking fifth in state history in career rushing yards and rushing TDs (85)...Two-time Gatorade Player of the Year...Named Player of the Year by the *Chicago Sun-Times*, *Carol Stream Press* and *Daily Herald*...Two-time All-State honoree by the *Chicago Tribune*...Posted 42 carries for 405 yards (9.6 avg.) and five TDs in a 40-34 win over Naperville Central High as a senior...Honor Roll student...Lettered three years in football as a RB and DB, and three years in basketball.

## JUSTIN JACKSON NFL STATISTICS

		- Rushing -							- Receiving -							Scrimmage
Year	Team	GP	GS	Att	Yds	Avg.	Lg	TD	No.	Yds	Avg.	Lg	TD			Yards
2018	Los Angeles Chargers	13	1	50	206	4.1	20	2	15	135	9.0	19	0			341
2019	Los Angeles Chargers	7	0	29	200	6.9	40	0	9	22	2.4	9	0			222
<b>NFL Totals</b>		<b>20</b>	<b>1</b>	<b>79</b>	<b>406</b>	<b>5.1</b>	<b>40</b>	<b>2</b>	<b>24</b>	<b>157</b>	<b>6.5</b>	<b>19</b>	<b>0</b>			<b>563</b>

		- Kickoff Returns -					- Punt Returns -					- All-Purpose -				
Year	Team	No.	Yds	Avg.	Lg	TD	No.	FC	Yds	Avg.	Lg	TD				Yards
2018	Los Angeles Chargers	0	0	-	-	0	0	0	0	-	-	0				341
2019	Los Angeles Chargers	5	107	21.4	28	0	0	0	0	-	-	0				329
<b>NFL Totals</b>		<b>5</b>	<b>107</b>	<b>21.4</b>	<b>28</b>	<b>0</b>	<b>0</b>	<b>2</b>	<b>0</b>	<b>-</b>	<b>-</b>	<b>0</b>				<b>670</b>

		- Rushing -							- Receiving -							Scrimmage
Year	Team	GP	GS	Att	Yds	Avg.	Lg	TD	No.	Yds	Avg.	Lg	TD			Yards
2018	Los Angeles Chargers	2	0	3	9	3.0	4	0	3	22	7.3	20	0			31

		- Kickoff Returns -					- Punt Returns -					- All-Purpose -				
Year	Team	No.	Yds	Avg.	Lg	TD	No.	FC	Yds	Avg.	Lg	TD				Yards
2018	Los Angeles Chargers	1	17	17.0	17	0	0	0	0	-	-	0				48

## CAREER NFL TRANSACTIONS

**2018** Selected by Los Angeles Chargers in the seventh round (251st overall) of NFL Draft, April 28 (compensatory pick)...Signed rookie contract, May 11...Waived by Chargers, Sept. 3...Signed by Chargers to practice squad, Sept. 5...Signed to active roster, Sept. 24.



# DERWIN JAMES JR. ⚡ 33

**SAFETY | FLORIDA STATE**

6-2 | 215 lbs | HAINES CITY, FLA.

DRAFT 1 - 2018

EXPERIENCE: 3RD NFL SEASON

3RD YEAR WITH CHARGERS

## CAREER HIGHLIGHTS

- ▶ As a rookie in the 2018 season, became the first Chargers rookie to be named a starter in the Pro Bowl since 2005 (LB Shawne Merriman), receiving the most votes at the FS position in the AFC.
- ▶ Recognized in 2018 by *The Associated Press* as a first-team All-Pro at S and a second-team All-Pro at DB, joining CB Desmond King II (first-team DB and second-team PR in 2018) as the first Chargers in history to be named an AP All-Pro at two positions.
- ▶ Named All-NFL, All-AFC and All-Rookie in 2018 by the *Professional Football Writers of America*.
- ▶ Posted 109 tackles (79 solo), 3.5 sacks, 3.5 tackles for loss, three INTs and 15 passes defended as a rookie, becoming the first-ever Chargers rookie with at least 100 tackles.
- ▶ Joined King (4.0 sacks as a rookie in 2017) as the only DBs since 1997 to post at least 3.5 sacks in their rookie season.
- ▶ Became the first DB in NFL history to register three sacks in the first four games of his professional career and the first DB in a non-strike year since 1983 to post two sacks and an INT through the first three games of his career.
- ▶ Returned from a foot injury in camp last season to start five games at S and record 35 tackles (23 solo), three tackles for loss and a pass defended.

**2019:** Started the final five games at S after returning from injured reserve...Totaled 35 tackles (23 solo), three tackles for loss and a pass defended...**at Denver (Dec. 1):** Made his season debut, totaling four tackles (two solo) and a tackle for loss...**at Jacksonville (Dec. 8):** Registered six tackles (four solo), a tackle for loss and a pass defended...Came untouched on a blitz from the left in the second quarter, leaping to knock down a pass intended for RB Leonard Fournette...**vs. Minnesota (Dec. 15):** Led the team with nine tackles (six solo)...**vs. Oakland (Dec. 22):** Tied for a team high with eight tackles (five solo) and a tackle for loss...Closed quickly from coverage to tackle RB Jalen Richard for a one-yard loss in the left flat...**at Kansas City (Dec. 29):** Led Chargers defenders with eight tackles (six solo).

## HONORS AND AWARDS

**2018:** 2019 NFL Pro Bowl Selection (First)  
The Associated Press First-Team All-Pro (S)  
AP Second-Team All-Pro (DB)  
Professional Football Writers of America All-NFL (S)  
PFWA All-AFC (S)  
PFWA All-Rookie (S)

**2018:** Selected to his first Pro Bowl as the top-voted FS in the AFC...Recognized as a first-team All-Pro (S) and a second-team All-Pro (DB) by *The Associated Press*...Coupled with CB Desmond King II, the two were the first Chargers in history to be named an AP All-Pro at two positions...Named All-NFL (S), All-AFC (S) and All-Rookie (S) by the *Professional Football Writers of America*...Started all 16 games at S, recording a team-high 109 tackles (79 solo) to be the first Chargers rookie in history with at least 100 tackles (coaches totals)...Posted 3.5 sacks, 3.5 tackles for loss, three INTs and 15 passes defended...Became the first DB in NFL history to register three sacks in the first four games of his professional career (since sacks became an official statistic in 1982)...With two sacks and an INT through the first three games, became the first DB in a non-strike year since 1983 to do so...Joined King (4.0 sacks as a rookie in 2017) as the only DBs since 1997 to post at least 3.5 sacks in their rookie season...Became the first defensive rookie since OLB Zach Brown in 2012 with Tennessee to record multiple INTs and at least 3.5 sacks...Started at S in both postseason games...Recorded 14 tackles (10 solo) and three tackles for loss...**Awards:** Pro Bowl Selection (First)...*The Associated Press* First-Team All-Pro (S)...AP Second-Team All-Pro (DB)...*Professional Football Writers of America* All-NFL (S)...PFWA All-AFC (S)...PFWA All-Rookie (S)...NBC Sports (selected by Peter King) Defensive Rookie of the Year...Pro Football Focus Defensive Rookie of the Year...PFF Second-Team All-Pro (S)...PFF All-Rookie (S)...Pro Football Journal First-Team All-Pro (S)...PFJ First-Team All-AFC (S)...PFJ First-Team All-Rookie (SS-Flex S)...**vs. Kansas City (Sept. 9):** Made his NFL debut, appearing on 56 defensive snaps and four on special teams after opening the game at S...Posted a team-high six tackles (five solo)...Added a zero-yard sack of QB Patrick Mahomes in the second quarter to force a punt...Made a diving effort to break up a would-be TD

## BEYOND THE BOLT



*An avid gamer of EA Sports' Madden franchise, James played in a Madden 20 tournament in April to help raise money for COVID-19 relief efforts. He defeated fellow Charger Keenan Allen in the first round, Philadelphia's DeSean Jackson in the semifinals and won the tournament of Kansas City's Tyreek Hill in the championship. James kept Hill out of the end zone in the championship in a 54-3 victory. By winning, a donation was made for the pandemic relief efforts in James' name.*

*After being selected by the Chargers 17th overall in the 2018 NFL Draft, James' mother wrote him a letter congratulating him on his accomplishments, bringing the safety to tears. "She sacrificed a lot for me to be here," he said. Less than three months later, he was able to hold up his end of a life-long promise: Buying his mother, Shanita Russell, her dream house. James announced the purchase on July 2, 2018, on Instagram, captioning a photo of him and his mother in front of the house, "Today was a special day. Bought my Momma her dream house I always promised her since I was a kid. I don't think there is anybody more deserving in the world than her."*

to WR De'Anthony Thomas at the start of the second quarter...Just two plays later forced a Kansas City punt by sprinting past the offensive line to flush Mahomes to his right before chasing him down for the zero-yard sack...**at Buffalo (Sept. 16):** Recorded eight tackles (seven solo) and two tackles for loss, including a six-yard sack...Added a pass defended on a diving play while defending TE Charles Clay on a seam-route...On the sack, sprinted untouched into the backfield by the RT to spin QB Josh Allen down for a six-yard loss...In the first quarter, forced Allen to step up into a sack by LB Uchenna Nwosu for Nwosu's first career sack...On the following series, burst through a block attempt by TE Logan Thomas to bring down Allen for a six-yard loss before he could hand the ball off...**at Los Angeles Rams (Sept. 23):** Posted nine tackles (seven solo)...Added two passes defended, including the first INT of his career...On the pick, broke on the ball to undercut a pass intended for TE Gerald Everett, returning the INT four yards...Became the first NFL DB in a non-strike year since 1983 to post two-plus sacks and an INT in his first three career games...**vs. San Francisco (Sept. 30):** Continued to re-write record books, finishing with seven tackles (five solo), a 10-yard sack, a tackle for loss and two passes defended...The sack gave him three on the season, making him the first DB in NFL history to post three-plus sacks over the first four games of his career...On the sack, brought down QB C.J. Beathard after the passer was flushed out of the pocket to his left by DE Melvin Ingram III...In the first quarter, broke up a pass that was intended for RB Alfred Morris when he came untouched off the edge and leaped in the air to bat the ball down in the backfield...Hit Beathard as he threw the ball in the fourth quarter, beating OL Garry Gilliam with a speed-rush, resulting in an INT by

DE Isaac Rochell...**vs. Oakland (Oct. 7):** Recorded five tackles (four solo)...**at Cleveland (Oct. 14):** Registered five tackles (four solo) and a half-sack...Posted 0.5 tackles for loss...Split the sack with NT Damion Square in the first half...On the play, beat the block of RB Carlos Hyde to force QB Baker Mayfield to scramble and kept pursuit to bring down Mayfield with Square...Added a 20-yard kickoff return...**vs. Tennessee (Wembley Stadium, Oct. 21):** Recorded eight tackles (five solo)...**at Seattle (Nov. 4):** Set a single-game career high with 11 tackles (four solo)...**at Oakland (Nov. 11):** Registered nine tackles (five solo) and a pass defended...In the first quarter, stopped WR/RS Dwayne Harris on a jet-sweep on fourth-and-goal from the one-yard line to force a turnover on downs...Earlier in the game, showed off his athleticism by sprinting untouched from the left side of the formation to bring down RB Doug Martin from behind on an off-tackle run to the right...**vs. Denver (Nov. 18):** Posted seven solo tackles...**vs. Arizona (Nov. 25):** Registered seven tackles (five solo)...Broke up three passes, including an INT that he returned three yards...Became the first defensive rookie since 2012 (OLB Zach Brown while with Tennessee) to recorded multiple INTs and at least 3.5 sacks in their rookie season...On the play, dropped off a route where he was covering FB Derrick Coleman to pick off a pass intended for WR Christian Kirk...In the first quarter, dove to deflect a pass to TE Ricky Seals-Jones at the goal line to force a Cardinals field goal...**at Pittsburgh (Dec. 2):** Posted three tackles (two solo) and four passes defended, including an INT that he returned 23 yards...Trailed TE Vance McDonald in coverage, picking off the underthrown pass in the second quarter...Became the first player with three INTs and three sacks in a single season since 2016 (Pittsburgh LB Ryan Shazier and New York Giants S Landon Collins), and the first rookie since Zach Brown in 2012...Late in the first half, tipped away a pass intended for McDonald on a seam-route to force a Steelers field goal...Provided a big hit on WR Antonio Brown along the sideline to prevent Brown getting two feet down in-bounds, wiping out a 24-yard gain...**vs. Cincinnati (Dec. 9):** Posted seven tackles (six solo)...**at Kansas City (Dec. 13):** Was one of seven Chargers defenders to play all 60 defensive snaps...Started at S, posting five tackles (four solo)...Added four plays on special teams...**vs. Baltimore (Dec. 22):** Recorded six tackles (four solo), becoming the first Chargers rookie in history with at least 100 tackles (coaches totals)...Added a pass defended, diving to knock away a pass on third-and-six intended for TE Hayden Hurst, forcing a Ravens punt...**at Denver (Dec. 30):** Started at S and posted six tackles (five solo)...**at Baltimore (AFC Wild Card, Jan. 6):** Part of a defense that set team postseason records for the fewest single-game net yards allowed (229), including a record 69 in the first half, which was the fewest allowed in a postseason game since the 2006 AFC Wild Card...Posted five solo tackles and a tackle for loss...Made his NFL postseason debut, appearing on all 61 defensive plays and four special teams snaps after starting at S...**at New England (AFC Divisional, Jan. 13):** Posted a postseason single-game career-high nine tackles (five solo) and two tackles for loss...Started at S and played all 83 defensive snaps, joining S Rayshawn Jenkins

as the only Chargers defenders to do so...Appeared on seven special teams plays...In the first quarter, exploded past the line to drop RB Sony Michel for a one-yard loss...In the third quarter, combined with Melvin Ingram to tackle RB Rex Burkhead for a one-yard loss...**vs. NFC (2019 Pro Bowl, Jan. 27):** Started at S, becoming part of the first trio (WR Keenan Allen and Melvin Ingram) of Chargers to participate and start in the Pro Bowl since 2007...Saw action on offense and defense, finishing tied with a team-high three solo tackles...Added a tackle for loss on a two-yard sack when he came up to stop a scrambling QB Dak Prescott in the fourth quarter.

**COLLEGE:** Played three seasons (2015-17) at Florida State, missing the 2016 season due to a knee injury...Posted 183 tackles, 15 tackles for loss, 5.5 sacks, 19 passes defended and three INTs for his career...In 2017, named a consensus All-American, including first-team honors from the *Football Writers Association of America*, and first-team All-Atlantic Coast Conference after starting all 12 games and posting 84 tackles, 5.5 tackles for loss, two INTs, 13 passes defended and a sack...Added a blocked kick in 2017, preserving a win against Syracuse by getting a piece of the game-tying field goal attempt at the end of regulation...Twice named ACC Defensive Player of the Week in his career...As a freshman in 2015, named the Seminoles' Defensive Most Valuable Player and

shared the Hinesman Team MVP with DE DeMarcus Walker...Named third-team ACC by media members and was a Freshman All-American from *Sporting News* and *USA Today*...Recorded 91 tackles, 9.5 tackles for loss, 4.5 sacks, five passes defended and forced two fumbles as a freshman, good for the third-most tackles by a freshman in school history.

**PERSONAL:** Given name Derwin Alonzo James Jr. ...Born in Winter Haven, Fla. ...Participated in Relay for Life in college...Former Tampa Bay RB Mike James is a cousin...Enjoys playing Madden in his spare time...Studied criminology at Florida State...**High School:** Played at Haines City (Fla.) High as a junior and senior after transferring from Auburndale (Fla.) High...Ranked as a five-star recruit and the top safety in the nation by ESPN, Rivals.com and Scout.com...Participated in the 2015 Under Armour All-America Game and helped Team Highlight to a 46-6 victory...Led Haines City as a senior with 94 tackles and four INTs...Added 11 receptions for 181 yards (16.5 avg.) and two TDs in 2014...Named first-team All-State and second-team American Family Insurance All-USA as a senior...Lettered four years in basketball and four years in football.

### DERWIN JAMES JR. NFL STATISTICS

Year	Team	GP	GS	- Tackles -					Yds	TFL	- Interceptions -					- Fumbles -		
				Total	Solo	Asst	Sacks				No.	Yds	Lg	TD	PD	FF	FR	Yds
2018	Los Angeles Chargers	16	16	109	79	30	3.5	17	3.5	3	30	23	0	15	0	0	0	0
2019	Los Angeles Chargers	5	5	35	23	12	0.0	0	3	0	0	0	0	1	0	0	0	0
<b>NFL Totals</b>		<b>21</b>	<b>21</b>	<b>144</b>	<b>102</b>	<b>42</b>	<b>3.5</b>	<b>17</b>	<b>6.5</b>	<b>3</b>	<b>30</b>	<b>23</b>	<b>0</b>	<b>16</b>	<b>0</b>	<b>0</b>	<b>0</b>	<b>0</b>
Year	Team	GP	GS	- Tackles -					Yds	TFL	- Interceptions -					- Fumbles -		
				Total	Solo	Asst	Sacks				No.	Yds	Lg	TD	PD	FF	FR	Yds
2018	Los Angeles Chargers	2	2	14	10	4	0.0	0	3	0	0	0	0	0	0	0	0	0

### CAREER NFL TRANSACTIONS

- 2018** Selected by Los Angeles Chargers in the first round (17th overall) of NFL Draft, April 26...Signed rookie contract, June 4.
- 2019** Placed on Reserve/Injured (foot), Sept. 2...Transitioned to Reserve/Injured; Designated for Return, Nov. 25...Activated from Reserve/Injured; Designated for Return, Nov. 30.



# MALIK JEFFERSON ⚡ 46

**LINEBACKER | TEXAS**

6-2 | 240 lbs | MESQUITE, TEXAS

FREE AGENT - 2019

EXPERIENCE: 3RD NFL SEASON

2ND YEAR WITH CHARGERS

## CAREER HIGHLIGHTS

- ▶ *Posted three tackles (one solo) in 12 games as a rookie in 2018 for the Bengals.*
- ▶ *Registered eight career special teams tackles.*

**2019:** Appeared in nine games with the Cleveland Browns and spent the end of the season on the practice squad for the Los Angeles Chargers...Had a tackle on special teams...**vs. Tennessee (Sept. 8):** Made his Browns debut, recording a special teams tackle.

**2018:** Played in 12 games and was inactive for two others before being placed on injured reserve with a foot injury on Dec. 18...Posted three tackles (one solo) and added seven tackles on special teams...**at Indianapolis (Sept. 9):** Inactive (healthy scratch)...**vs. Baltimore (Sept. 13):** Made his NFL debut...**vs. Miami (Oct. 7):** Inactive (healthy scratch)...**vs. Pittsburgh (Oct. 14):** Totaled two special teams tackles...**at Kansas City (Oct. 21):** Had two tackles on special teams for the second-straight week...**vs. New Orleans (Nov. 11):** Recorded the first defensive stats of his career, finishing with three tackles (one solo)...**at Baltimore (Dec. 18):** Posted a pair of special teams tackles...**vs. Oakland (Dec. 16):** Had a tackle on special teams.

**COLLEGE:** Played three seasons (2015-17) at Texas, appearing in 33 career games with 29 starts... Ended his career with 233 tackles (158 solo), 12 sacks, six passes defended, two forced fumbles and a recovery...As a junior, earned Big 12 Co-Defensive Player of the Year, first-team All-Big 12 and second-team All-America honors...Led the team that season with 110 tackles (79 solo), 10 tackles for loss and four sacks...Was a semifinalist for the Butkus Award as a sophomore and a junior...As a freshman, named freshman All-America, honorable mention All-Big 12 and Big 12 Defensive Freshman of the Year.

**PERSONAL:** Given name Malik Terrell Jefferson... Born in Dallas, Texas...Motivated to raise awareness for mental health and Lupus as his mother, Teresa, has Lupus...Has a cousin that served in the Marine Corps and another cousin that is a firefighter...Wants to own an auto body shop and would work in a steel mill to learn how to build his own cars from scratch... Studied corporate communications at Texas...**High School:** Earned recognition as the 2014 High School Butkus Award-winner as the nation's top LB as a senior at Poteet High in Mesquite, Texas...Named an All-American and a two-time All-State honoree...Was a finalist as a senior for the Landry Award, which honors the top high school player in North Texas...Rated by Scout as the No. 4 player in the nation – the No. 1 OLB and the No. 1 player in Texas...Led Poteet to a 10-2 record, including a 7-0 mark in the district, and a state playoffs appearance...Named honorable mention 4A All-State as a junior and first-team All-Area...Lettered in football, basketball and track & field.

## MALIK JEFFERSON NFL STATISTICS

Year	Team	GP	GS	– Tackles –				Yds	TFL	– Interceptions –					– Fumbles –		
				Total	Solo	Asst	Sacks			No.	Yds	Lg	TD	PD	FF	FR	Yds
2018	Cincinnati	12	0	3	1	2	0.0	0	0	0	0	–	0	0	0	0	0
2019	Cleveland	9	0	0	0	0	0.0	0	0	0	0	–	0	0	0	0	0
<b>NFL Totals</b>		<b>31</b>	<b>4</b>	<b>35</b>	<b>25</b>	<b>10</b>	<b>0.0</b>	<b>0</b>	<b>2</b>	<b>0</b>	<b>0</b>	<b>–</b>	<b>0</b>	<b>0</b>	<b>0</b>	<b>0</b>	<b>0</b>

## CAREER NFL TRANSACTIONS

- 2018** Selected by Los Angeles Chargers in the first round (17th overall) of NFL Draft, April 26...Signed rookie contract, June 4.
- 2018** Selected by Los Angeles Chargers in the seventh round





# RAYSHAWN JENKINS 23

**SAFETY | MIAMI**

6-1 | 220 lbs | ST. PETERSBURG, FLA.

DRAFT 4 - 2017

EXPERIENCE: 4TH NFL SEASON

4TH YEAR WITH CHARGERS

## CAREER HIGHLIGHTS

- ▶ Started all 16 games at S last season, recording the first interceptions of his career to finish the season with 52 tackles (34 solo), two tackles for loss, three interceptions and four passes defended while adding three tackles on special teams.
- ▶ In 2018, played in 15 games with a start as the fourth S, recording 13 tackles (eight solo), a half-sack, 1.5 tackles for loss and 10 special teams tackles.
- ▶ Started both postseason games in 2018 as the fourth S, posting 12 tackles (eight solo) and a tackle on special teams.
- ▶ Appeared in 15 games as a rookie in 2017, totaling five tackles (four solo), a pass defended and 11 tackles on special teams.

**2019:** Started all 16 games at S, registering 52 tackles (34 solo) and two tackles for loss...Recorded three INTs and four passes defended on the year...Had three tackles on special teams...**vs. Indianapolis (Sept. 8):** Assisted on a pair of tackles...**at Detroit (Sept. 15):** Had the first INT of his career and posted a solo stop...**vs. Houston (Sept. 22):** Registered two solo stops...**at Miami (Sept. 29):** Recorded six tackles (five solo) and two tackles for loss...Cleaned up a tackle for loss of WR Jakeem Grant after LB Uchenna Nwosu slowed him down in the backfield...**vs. Denver (Oct. 6):** Posted five tackles (four solo)...**vs. Pittsburgh (Oct. 13):** Registered the second INT of his career, returning it eight yards...Finished with five tackles (three solo)...On the INT, sprinted from the center of the field to pick off the pass intended for WR Johnny Holton deep down the left sideline...**at Tennessee (Oct. 20):** Recorded six tackles (three solo)...**at Chicago (Oct. 27):** Posted six solo tackles and broke up a pass...**vs. Green Bay (Nov. 3):** Registered two tackles (one solo)...Added a tackle on special teams...**at Oakland (Nov. 7):** Posted four tackles (one solo)...**vs. Kansas City (Estadio Azteca, Nov. 18):** Made his third INT of the year and recorded three tackles (one solo)...On the pick, came across to the right side of the field, undercutting the route of

WR Demarcus Robinson to make a leaping INT of QB Patrick Mahomes...**at Denver (Dec. 1):** Recorded a solo stop...**at Jacksonville (Dec. 8):** Totaled three tackles (one solo)...**vs. Minnesota (Dec. 15):** Posted three tackles (two solo)...**vs. Oakland (Dec. 22):** Registered a pair of solo stops and a special teams tackle...**at Kansas City (Dec. 29):** Recorded a solo tackle and a tackle on special teams.

**2018:** Appeared in 15 contests with one start as the fourth S and was inactive another...Posted 13 tackles (eight solo)...Recorded a half-sack, the first of his career, and 1.5 tackles for loss...Registered 10 tackles on special teams...Started both postseason games as a fourth S, recording 12 tackles (eight solo)...Added a special teams tackle...**vs. Kansas City (Sept. 9):** Saw action on 26 plays on special teams, tying with LB Uchenna Nwosu for the team lead...**at Buffalo (Sept. 16):** Appeared on 10 defensive plays and a team-high 24 on special teams...Pressured QB Josh Allen on a blitz in the first quarter, hitting him as he threw to force an overthrown incomplete pass...**at Los Angeles Rams (Sept. 23):** Played 21 snaps on special teams...**vs. San Francisco (Sept. 30):** Appeared on one defensive play, assisting on a tackle...Contributed on 26 snaps on special teams...**vs. Oakland (Oct. 7):** Saw action on two defensive snaps and 19 on special teams...**at Cleveland (Oct. 14):** Recorded the first QB takedown of his career, splitting a sack with DT Corey Liuget in the first quarter...Set a single-game career high with five tackles (three solo)...Posted three special teams tackles...Played 25 snaps on defense and 23 on special teams...**vs. Tennessee (Wembley Stadium, Oct. 21):** Posted a tackle on special teams...Saw action on eight defensive plays and 13 on special teams...**at Seattle (Nov. 4):** Inactive (healthy scratch)...**at Oakland (Nov. 11):** Posted a tackle on special teams...Appeared on three plays on defense and 18 on special teams...**vs. Denver (Nov. 18):** Recorded three tackles on special teams...Registered one of his special teams tackles on kickoff coverage, sprinting in good coverage to drop CB Adam Jones at

## BEYOND THE BOLT



*In March 2020, Jenkins hosted 30 underprivileged kids from his hometown of St. Petersburg, Fla., on an all-expenses paid trip to Disneyworld's Magic Kingdom. The group had chaperones and fast passes for the day and listened to speakers from the community. The kids were chosen from email submissions on why they were deserving of the experience with Jenkins.*

*Along with DE Joey Bosa and NT Damion Square, Jenkins participated with patients and their families from the Pediatric Cancer Research Foundation for Halloween at Hoag Performance Center in October 2018. The players were placed at stations along a "trick-or-treat trail" throughout the facility, interacting with the children and their families as they passed by. The night also included a photo booth, arts & crafts, spooky snacks and a family-friendly movie.*

*Jenkins grew up in a big family, one of 18 children – 11 girls and seven boys. He once shared a room with three brothers, they would alternate daily who would sleep on the bed and who would sleep on the floor. Jenkins credits his upbringing for shaping his work ethic, determination and competitive edge, saying "I liked growing up in a big family. It was never boring. We always had to fight for stuff because there was so many of us."*

the 15-yard line...**vs. Arizona (Nov. 25):** Participated on four plays on defense and 18 on special teams...**at Pittsburgh (Dec. 2):** Recorded a special teams tackle...Played a snap on defense and 18 on special teams...**vs. Cincinnati (Dec. 9):** Appeared on 13 special teams plays and four on defense, posting a

special teams tackle...**at Kansas City (Dec. 13):** Participated on 11 snaps on special teams...**vs. Baltimore (Dec. 22):** Contributed on 15 special teams plays...**at Denver (Dec. 30):** Made the first start of his career as the team's fourth S, playing 38 defensive snaps and 14 on special teams...Set a single-game career high with seven tackles (five solo) and a tackle for loss...**at Baltimore (AFC Wild Card, Jan. 6):** Part of a defense that set team postseason records for the fewest single-game net yards allowed (229), including a record 69 in the first half, which was the fewest allowed in a postseason game since the 2006 AFC Wild Card...Started as the fourth S and posted three solo stops in his NFL postseason debut...Added a tackle on special teams...Contributed on 60 plays on defense and 15 on special teams...**at New England (AFC Divisional, Jan. 13):** Started as the fourth S, joining S Derwin James as one of two Chargers to play all 83 defensive snaps...Registered nine tackles (five solo), setting a postseason single-game career high...Added 17 tackles on special teams.

**2017:** Played in 15 games, missing one with a concussion...Totaled five tackles (four solo), a pass defended and 11 tackles on special teams, pinning the opponent inside their own 20 four times...**at Denver (Sept. 11):** Made his NFL debut, seeing action on 11 special teams plays...**vs. Miami (Sept. 17):** Inactive (concussion)...**vs. Kansas City (Sept. 24):** Returned from a concussion to play 19 snaps on special teams and register the first special teams tackle of his career on kickoff coverage...**vs. Philadelphia (Oct. 1):** Participated on 23 special teams plays...**at New York Giants (Oct. 8):** Saw action on 27 special teams plays and one on defense...It marked the first defensive snap of his career...Posted two special teams tackles on kickoff coverage, including one that forced the Giants to start the ensuing drive from inside their own 20-yard

line...**at Oakland (Oct. 15):** Registered two tackles on special teams, with one coming on punt coverage and another on kickoff coverage...**vs. Denver (Oct. 22):** Played two snaps on defense and 19 on special teams, posting a special teams tackle on kickoff coverage that forced Denver to start the ensuing drive inside the 20...**at New England (Oct. 29):** Posted a special teams tackle on kickoff coverage and one on punt coverage...**at Jacksonville (Nov. 12):** Registered two special teams tackles on punt coverage, pinning Jacksonville inside their 20 once...Played a team-high 32 special teams snaps...**vs. Buffalo (Nov. 19):** Netted the first solo tackle of his career...**at Dallas (Nov. 23):** Appeared on seven defensive snaps and 13 on special teams, totaling two solo stops...**vs. Cleveland (Dec. 3):** Saw action on three defensive plays and 15 on special teams...**vs. Washington (Dec. 10):** Broke up the first pass of his career, playing eight snaps on defense and 25 on special teams...**at Kansas City (Dec. 16):** Tied a career high with two tackles (one solo) on seven defensive plays...Added 23 snaps on special teams, leading all players...**at New York Jets (Dec. 24):** Participated on 25 special teams plays and 10 on defense...**vs. Oakland (Dec. 31):** On a toss play to RB Marshawn Lynch on fourth-and-two, penetrated the backfield and made first contact with Lynch, preventing Lynch from turning the corner before he was taken down by DE Tenny Palepoi for a turnover on downs.

**COLLEGE:** Played four seasons (2012-13, '15-16) at Miami with a medical redshirt in 2014, appearing in 49 career games with 33 starts...Finished with 201 tackles, including eight tackles for loss and 1.5 sacks...Posted nine INTs, 28 passes defended and a fumble recovery...Earned honorable mention All-Atlantic Coast Conference as a senior when he ranked third on the team with 76 tackles (56 solo) while leading the team with two INTs.

**PERSONAL:** Given name Rayshawn Sharodd Jenkins...Nickname is 'Jenks'...Born in St. Petersburg, Fla. ...Has a three-year-old son, Ace...Had his daughter, Blaize, early in 2019...Has 17 siblings...A brother, Keyon, plays at Quincy University in Quincy, Ill. ...A sister, Charlisa, plays basketball at Hampton (Va.) University...Played youth football with Seattle LB Shaquem Griffin and CB Shaquill Griffin...Earned a degree in criminology with a minor in sports administration from Miami...**High School:** Played QB, WR, RB and DB at Admiral Farragut Academy in St. Petersburg, Fla. ...Also ran track as was named the school's Athlete of the Year after winning the 1A state title in the 110-meter hurdles and finishing second in the 300-meter hurdles...Lettered four years in football and three in track & field.

### RAYSHAWN JENKINS NFL STATISTICS

Year	Team	GP	GS	- Tackles -					Yds	TFL	- Interceptions -					- Fumbles -		
				Total	Solo	Asst	Sacks				No.	Yds	Lg	TD	PD	FF	FR	Yds
2017	Los Angeles Chargers	15	0	5	4	1	0.0	0	0	0	0	0	-	0	1	0	0	0
2018	Los Angeles Chargers	15	1	13	8	5	0.5	3.5	1.5	0	0	0	-	0	0	0	0	0
2019	Los Angeles Chargers	16	16	52	34	18	0.0	0	2	3	10	8	0	4	0	0	0	0
<b>NFL Totals</b>		<b>46</b>	<b>17</b>	<b>70</b>	<b>46</b>	<b>24</b>	<b>0.5</b>	<b>3.5</b>	<b>3.5</b>	<b>3</b>	<b>10</b>	<b>8</b>	<b>0</b>	<b>5</b>	<b>0</b>	<b>0</b>	<b>0</b>	<b>0</b>

Year	Team	GP	GS	- Tackles -					Yds	TFL	- Interceptions -					- Fumbles -		
				Total	Solo	Asst	Sacks				No.	Yds	Lg	TD	PD	FF	FR	Yds
2018	Los Angeles Chargers	2	2	12	8	4	0.0	0	0	0	0	0	-	0	0	0	0	0

### CAREER NFL TRANSACTIONS

**2017** Selected by Los Angeles Chargers in the fourth round (113th overall) of NFL Draft, April 29...Signed rookie contract, May 18.



# DARIUS JENNINGS ✨ 11

**WIDE RECEIVER | VIRGINIA**

5-10 | 180 lbs | BALTIMORE, MD.

UFA (TEN) - 2020

EXPERIENCE: 4TH NFL SEASON

1ST YEAR WITH CHARGERS

## CAREER HIGHLIGHTS

- ▶ Led the league in 2018 with a 31.7-yard kickoff return average, topping RB Ken Hall's 31.3-yard average in 1960 for the single-season franchise record.
- ▶ Returned a kickoff 94 yards for a score in the 2018 season opener, the first kickoff return touchdown by a Titan since 2012.

**2019:** Appeared in eight games and was inactive another one other...Registered 17 receiving yards on a pair of catches (8.5 avg.)...Totaled 196 return yards on nine kickoff returns (21.8 avg.)...Played in two postseason games and was inactive another...Returned three kickoffs for 60 yards (20.0 avg.) in the postseason...**vs. Indianapolis (Sept. 15):** Hauled in an 11-yard catch and returned a kickoff 26 yards...**vs. Los Angeles Chargers (Oct. 20):** Set season highs with three kickoff returns for 69 yards (23.0 avg.)...**vs. Tampa Bay (Oct. 27):** Inactive (healthy scratch)...**at Houston (Dec. 29):** Returned a pair of kickoffs for 49 yards (24.5 avg.).

**2018:** Saw action in all 16 games for the first time in his career, totaling 11 receptions for 111 yards (9.2 avg.)...Returned 22 kickoffs for 698 yards (31.7 avg.), including a 94-yarder he took for a TD...The 31.7 return average for kickoffs set the Titans single-season record, besting RB Ken Hall's 1960 mark of 31.3...Completed a 21-yard pass on the first pass attempt of his career...**at Miami (Sept. 9):** Returned a pair of kickoffs for 121 yards (60.5 avg.), including one in the fourth quarter that went for a 94-yard score...The TD marked the first score of his NFL career...**vs. Los Angeles Chargers (Wembley Stadium, Oct. 21):** Set or tied career highs in kickoff returns (five) and kickoff return yards (156) to average 31.2 yards-per-kickoff return.

**2017:** Dressed but did not participate in two games and was inactive six contests...**vs. Seattle (Sept. 24):** Was on the 46-man active roster but saw no action...**at Miami (Oct. 8):** Inactive (healthy scratch).

**2016:** Spent the season on the practice squad for the Cleveland Browns, Chicago Bears and New York Jets.

**2015:** Appeared in four games, starting one at WR...Caught 14 passes for 117 yards (8.4 avg.)...Returned seven kickoffs for 158 yards (22.6 avg.) and recovered a miscellaneous fumble...**vs. Cincinnati (Dec. 6):** Made his NFL debut, hauling in five receptions for 35 yards (7.0 avg.)...**vs. Pittsburgh (Jan. 3):** Opened the game at WR, making the first start of his professional career...Set season highs in receptions (six) and receiving yards (45).

**COLLEGE:** Played four seasons (2011-14) at Virginia, appearing in 49 career games with 28 starts...Finished his career ranked No. 1 in school annals with 1,839 kickoff return yards, fifth with 133 receptions, No. 9 with 1,667 receiving yards and 11th with 3,719 all-purpose yards...Ranked No. 1 in the Atlantic Coast Conference and eighth in the nation as a senior with a 27.1-yard kickoff return average, earning honorable mention All-ACC recognition and the team's Special Teams Player of the Week three times...Finished 2014 with 677 return yards while catching 27 passes for 521 yards (19.3 avg.) and two TDs...Added 24 rushing attempts for 115 yards (4.8 avg.) and a TD to lead the team with 1,313 all-purpose yards...Had his best receiving season as a sophomore, setting career highs in receptions (48), receiving yards (568) and TD catches (five).

**PERSONAL:** Given name Darius Lamar Jennings... Nickname is 'DJ'...Born in Baltimore, Md. ...Father, Lawrence, and uncle, Gary, served in the Navy...Took part in the NFLPA's Externship Program with Events DC and Under Armour during the 2018 offseason... Is active with Next One Up, an organization helping inner-city high school athletes in his hometown of Baltimore, Md. ...Also has worked with Baltimore Ceasefire, which looks to eliminate gun violence and violent crimes...Worked as a camp counselor at his alma mater, The Gilman School, helping middle school children with classwork and activities...Played high school football with New England LB Brandon

Copeland, Los Angeles Rams LB Micah Kiser and CB Cyrus Jones, who won Super Bowl LI with New England...Enjoys reading books about history... Earned a degree in sociology from Virginia...**High School:** Named Male Athlete of the Year by the *Baltimore Sun* as a senior at The Gilman School in Baltimore, Md. ...Finished his prep career as the school's all-time leading rusher, posting 4,338 career rushing yards and 53 TDs on 493 carries (8.8 avg.)...As a junior, set single-season records with 2,028 rushing yards and 25 TDs...Played QB his final two seasons, but also played CB, RB and WR...Lettered four years in football, three in basketball and three in track & field.

## DARIUS JENNINGS NFL STATISTICS

Year	Team	GP	GS	No.	- Receiving -				Att	- Rushing -				Scrimmage Yards
					Yds	Avg.	Lg	TD		Yds	Avg.	Lg	TD	
2015	Cleveland	4	1	14	117	8.4	16	0	0	0	-	-	0	117
2017	Tennessee	0	0	0	0	-	-	0	0	0	-	-	0	0
2018	Tennessee	16	0	11	101	9.2	36	0	1	2	2.0	2	0	103
2019	Tennessee	8	0	2	17	8.5	11	0	0	0	-	-	0	17
<b>NFL Totals</b>		<b>28</b>	<b>1</b>	<b>27</b>	<b>235</b>	<b>8.7</b>	<b>36</b>	<b>0</b>	<b>1</b>	<b>2</b>	<b>2.0</b>	<b>2</b>	<b>0</b>	<b>237</b>

Year	Team	- Kickoff Returns -					- Punt Returns -					- All-Purpose -	
		No.	Yds	Avg.	Lg	TD	No.	FC	Yds	Avg.	Lg	TD	Yards
2015	Cleveland.....	7	158	22.6	28	0	0	0	0	-	-	0	275
2017	Tennessee.....	0	0	-	-	0	0	0	0	-	-	0	0
2018	Tennessee.....	22	698	31.7	94t	1	0	0	0	-	-	0	801
2019	Tennessee.....	9	196	21.8	26	0	0	0	0	-	-	0	213
NFL Totals .....		38	1,052	27.7	94t	1	0	0	0	-	-	0	1,289

Year	Team	GP	GS	No.	- Receiving -				Att	- Rushing -				Scrimmage Yards
					Yds	Avg.	Lg	TD		Yds	Avg.	Lg	TD	
2019	Tennessee	2	0	0	0	-	-	0	0	0	-	-	0	0

POSTSEASON		- Kickoff Returns -					- Punt Returns -					- All-Purpose -	
Year	Team	No.	Yds	Avg.	Lg	TD	No.	FC	Yds	Avg.	Lg	TD	Yards
2019	Tennessee.....	3	60	20.0	22	0	0	0	0	-	-	0	60

## CAREER NFL TRANSACTIONS

- 2015** Signed by Cleveland Browns as undrafted free agent, May 11...Waived by Browns, Sept. 5...Signed by Brown to practice squad, Sept. 7...Signed to active roster, Dec. 5...Waived by Browns, Dec. 16...Signed by Browns as free agent, Dec. 22.
- 2016** Re-signed by Browns as exclusive rights free agent, April 4...Waived by Browns, Sept. 3...Signed by Browns to practice squad, Sept. 4...Released by Browns from practice squad, Oct. 6...Signed by Chicago Bears to practice squad, Oct. 11...Released by Bears from practice squad, Nov. 22...Signed by New York Jets to practice squad, Dec. 6.
- 2017** Re-signed by Jets to Reserve/Future contract, Jan. 2...Waived by Jets, April 26...Signed by Tennessee Titans as free agent, May 19...Waived by Titans, Sept. 2...Signed by Titans to practice squad, Sept. 4...Signed to active roster, Sept. 23...Waived by Titans, Nov. 25...Signed by Titans to practice squad, Nov. 28.
- 2018** Re-signed by Titans to Reserve/Future contract, Jan. 15.
- 2019** Waived by Titans, Oct. 31...Signed by Titans as free agent, Dec. 23.
- 2020** Signed by Los Angeles Chargers as unrestricted free agent, March 30.



# JUSTIN JONES 93

DEFENSIVE TACKLE | NORTH CAROLINA STATE

6-3 | 309 lbs | AUSTELL, GA.

DRAFT 3 - 2018

EXPERIENCE: 3RD NFL SEASON

3RD YEAR WITH CHARGERS

## CAREER HIGHLIGHTS

- ▶ Started 12 games last year, setting single-season career highs in tackles (54), solo stops (27), assisted tackles (27), tackles for loss (two), passes defended (one) and forced fumbles (one).
- ▶ As a rookie in 2018, played 15 games and recorded 26 tackles (10 solo) and a half-sack.
- ▶ Started both postseason games in 2018, registering six tackles (three solo) and a three-yard sack.
- ▶ With a postseason sack, passed LB Shaun Phillips (0.5 sacks in 2004 postseason) for the most postseason sacks by a rookie in Chargers history.

**2019:** Started 12 games at DT and was inactive four others, totaling 54 tackles (27 solo) and two tackles for loss...Broke up a pass and forced a fumble...**vs. Indianapolis (Sept. 8):** Registered five tackles (three solo), including a tackle for loss...Sniffed out a screen pass to RB Nyheim Hines to drop him for a seven-yard loss in the fourth quarter...**at Detroit (Sept. 15):** Posted two tackles (one solo)...**vs. Houston (Sept. 22):** Recorded five tackles (two solo)...Forced QB Deshaun Watson to step up in the pocket into a sack by NT Brandon Mbane...**at Miami (Sept. 29):** Recorded five tackles (three solo) and forced a fumble...**vs. Denver (Oct. 6):** Had seven tackles (four solo) while deflecting a pass at the line of scrimmage that was eventually picked off by LB Kyzir White...**vs. Pittsburgh (Oct. 13):** Set a single-game career high with 12 tackles (six solo)...**at Tennessee (Oct. 20):** Inactive (shoulder)...**vs. Kansas City (Estadio Azteca, Nov. 18):** Returned to action after a four-week absence...Finished with five tackles (two solo)...**at Denver (Dec. 1):** Recorded three tackles (one solo)...**at Jacksonville (Dec. 8):** Registered three tackles (one solo)...**vs. Minnesota (Dec. 15):** Totaled three tackles (two solo)...**vs. Oakland (Dec. 22):** Recorded three tackles (two solo) and a tackle for loss...On the tackle for loss, slipped by T David Sharpe and G Gabe Jackson to trip up RB Jalen Richard for a one-yard loss on third-and-one...**at Kansas City (Dec. 29):** Posted a solo stop while seeing time on 39 defensive plays and six on special teams.

**2018:** Appeared in 15 games and was inactive for another...Recorded 26 tackles (10 solo) and a half-sack, the first of his career...Started at DT in both postseason games, totaling six tackles (three solo) and a three-yard sack...Passed LB Shaun Phillips (0.5 sacks in 2004 postseason) for the most postseason sacks by a rookie in team history...**vs. Kansas City (Sept. 9):** Made his NFL debut, seeing time on 24 defensive plays and six on special teams...Finished with five tackles (two solo)...**at Buffalo (Sept. 16):** Registered a solo tackle, playing 30 snaps on defense and four on special teams...**at Los Angeles Rams (Sept. 23):** Assisted on two tackles while appearing on 21 defensive snaps and six on special teams...**vs. San Francisco (Sept. 30):** Finished with two tackles (one solo)...**vs. Oakland (Oct. 7):** Posted two tackles (one solo), playing 14 defensive snaps...Got initial penetration up the middle in the fourth quarter to force QB Derek Carr into a sack by DE Isaac Rochell...**at Cleveland (Oct. 14):** Played 21 snaps on defense and two on special teams...**vs. Tennessee (Wembley Stadium, Oct. 21):** Saw action on 15 defensive plays and four on special teams...Assisted on a tackle...**at Seattle (Nov. 4):** Recorded three tackles (two solo)...**at Oakland (Nov. 11):** Assisted on two tackles and split a sack with LB Uchenna Nwosu for the first of his career...On the play, ran a stunt with NT Damion Square and met Nwosu in the backfield to drop QB Derek Carr for a seven-yard loss...Contributed on 11 plays on defense and two on special teams...**vs. Denver (Nov. 18):** Inactive (healthy scratch)...**vs. Arizona (Nov. 25):** Appeared on 21 plays on defense...Recorded two tackles (one solo)...**at Pittsburgh (Dec. 2):** Assisted on two tackles, appearing on 28 defensive plays and two on special teams...**vs. Cincinnati (Dec. 9):** Posted a solo stop on defense while playing 19 snaps on defense...Contributed on a pair of special teams snaps...**at Kansas City (Dec. 13):** Appeared on 12 defensive plays and three on special teams...**vs. Baltimore (Dec. 22):** Posted two tackles (one solo) while seeing time on 17 defensive plays and one on special teams...**at Denver (Dec. 30):** Appeared on 33 plays on defense and five on special teams...Assisted on a tackle...**at Baltimore (AFC Wild Card, Jan. 6):** Part of a defense that set team postseason records for the fewest single-game net yards allowed (229), including a record 69 in the first half, which was the fewest allowed in a postseason game since the 2006 AFC Wild Card...Contributed on a pass rush that tied a team postseason record with seven sacks on the



day...Posted four tackles (two solo) and a three-yard sack...Passed LB Shaun Phillips (0.5 sacks in 2004 postseason) for the most postseason sacks by a rookie in team history...On the sack, pushed G/T James Hurst into the backfield before shedding the block to bring down QB Lamar Jackson...Made his NFL postseason debut, starting at DT and playing 31 defensive snaps... Added a pair of plays on special teams...**at New England (AFC Divisional, Jan. 13):** Started at DT for the second-straight game, playing 34 snaps on defense and one on special teams...Finished with two tackles (one solo).

**COLLEGE:** Played four seasons (2014-17) at North Carolina State, totaling 49 career games played and 29 starts...Posted 116 tackles (61 solo), 7.5 sacks, 23.5 tackles for loss, a forced fumble, a recovery, a pass defended and a blocked field goal in Wolfpack career...Two-time honorable mention All-Atlantic Coast Conference, earning the recognition following his junior and senior seasons...As a senior, recorded a career-high 2.5 tackles for loss, seven tackles (four solo) and a sack in a win over Syracuse...Invited to the Reese's Senior Bowl.

## BEYOND THE BOLT



*Jones joined Head Coach Anthony Lynn, DE Anthony Lanier II and G/T Trent Scott in a May 2019 visit to Los Angeles Central Juvenile Hall. The group spoke to teens and led round-table discussions, listening to the goals and aspirations of youth while providing advice and resources to help accomplish those goals.*

*In September 2018, Jones participated in the team's annual shoe distribution with WSS in Los Angeles. Chargers players, Charger Girls and staff were paired with 450 students from the 10 elementary schools in Inglewood Unified School District. Each student picked out a new pair of shoes and a backpack for the upcoming school year.*

**PERSONAL:** Given name Justin Maurice Jones... Born in The Bronx in New York City, N.Y. ...Owns two mini schnauzers, Mia and Monna...Drove for GrubHub and Uber Eats in the summer of 2017... Completed his collegiate degree in the spring of 2019, following his rookie campaign...Earned a degree in sports management from North Carolina State...**High School:** Played at South Cobb High in Austell, Ga. ...Posted a sack and blocked extra point in the Cobb County All-Star Senior Bowl...Played in the Offense-Defense Senior Bowl...Ranked as the No. 14 strongside DE in the nation by Rivals.com...Lettered four years in football and two in lacrosse.

## JUSTIN JONES NFL STATISTICS

Year	Team	GP	GS	- Tackles -					Yds	TFL	- Interceptions -					- Fumbles -		
				Total	Solo	Asst	Sacks				No.	Yds	Lg	TD	PD	FF	FR	Yds
2018	Los Angeles Chargers	15	0	26	10	16	0.5	3.5	0.5	0	0	0	0	0	0	0	0	0
2019	Los Angeles Chargers	12	12	54	27	27	0.0	0	2	0	0	0	0	0	0	1	0	0
<b>NFL Totals</b>		<b>27</b>	<b>12</b>	<b>80</b>	<b>37</b>	<b>43</b>	<b>0.5</b>	<b>3.5</b>	<b>2.5</b>	<b>0</b>	<b>0</b>	<b>0</b>	<b>0</b>	<b>1</b>	<b>1</b>	<b>1</b>	<b>0</b>	<b>0</b>
Year	Team	GP	GS	- Tackles -					Yds	TFL	- Interceptions -					- Fumbles -		
				Total	Solo	Asst	Sacks				No.	Yds	Lg	TD	PD	FF	FR	Yds
2018	Los Angeles Chargers	2	2	6	3	3	1.0	3	1	0	0	0	0	0	0	0	0	0

## CAREER NFL TRANSACTIONS

**2018** Selected by Los Angeles Chargers in the third round (84th overall) of NFL Draft, April 27...Signed rookie contract, May 14.



# LINVAL JOSEPH 95

**DEFENSIVE TACKLE | EAST CAROLINA**

6-4 | 329 lbs | CHRISTIANSTED, U.S. VIRGIN ISLANDS

FREE AGENT - 2020

EXPERIENCE: 11TH NFL SEASON

1ST YEAR WITH CHARGERS

## CAREER HIGHLIGHTS

- ▶ Two-time Pro Bowl selection (2016-17 seasons) that helped the New York Giants defeat New England in Super Bowl XLVI.
- ▶ Voted by his Vikings teammates last season as the team's Ed Block Courage Award winner.
- ▶ Earned NFC Defensive Player of the Week honors in 2015 when he helped Minnesota defeat St. Louis in overtime behind 10 tackles (seven solo), a half-sack and three tackles for loss.
- ▶ Eclipsed 500 career tackles last season, currently sitting at 525 (316 solo) along with 24 sacks, 50 tackles for loss, six passes defended, eight forced fumbles and five recoveries.
- ▶ Was the first player born in the U.S. Virgin Islands to appear in a Super Bowl.

**2019:** Registered 44 tackles (26 solo), three sacks, six tackles for loss and a forced fumble while starting all 13 games he appeared in...Opened both postseason games in the starting lineup, totaling 10 tackles (five solo)...**Awards:** Ed Block Courage Award...**vs. Atlanta (Sept. 8):** Posted two tackles for loss, an eight yard sack and a total of four tackles (three solo)...**at Green Bay (Sept. 15):** Recorded his second sack in as many weeks while finishing with six tackles (four solo) and two tackles for loss...**vs. Washington (Oct. 24):** Registered three tackles (two solo) and his third sack of the season...**at New Orleans (NFC Wild Card, Jan. 5):** Assisted on a pair of tackles...**at San Francisco (NFC Divisional, Jan. 11):** Finished with eight tackles (five solo).

**2018:** Started all 15 games he appeared in, finishing with 58 tackles (36 solo)...Added a 15-yard sack, four tackles for loss, a forced fumble and a recovery...**vs. San Francisco (Sept. 9):** Recorded four solo stops and forced a fumble...**at Philadelphia (Oct. 7):** Registered a sack of 15 yards, finishing with five tackles (four solo) and a fumble recovery...**at Seattle (Dec. 10):** Set a season high with 10 tackles (four solo).

## HONORS AND AWARDS

- 2019:** Ed Block Courage Award
- 2017:** 2018 NFL Pro Bowl Selection (Second)
- 2016:** 2017 NFL Pro Bowl Selection (First)
- 2015:** NFC Defensive Player of the Week (Week 9 vs. St. Louis)
- 2011:** Super Bowl XLVI Champion

**2017:** Selected to his second Pro Bowl...Totaled 68 tackles (40 solo), 3.5 sacks, five tackles for loss and a fumble recovery...Made nine tackles (six solo) and two tackles for loss in two starts during the postseason...**vs. Detroit (Oct. 1):** Posted nine tackles (six solo) and a 10-yard sack...**at Chicago (Oct. 9):** Recorded six solo tackles and recovered a fumble...**at Carolina (Dec. 10):** Finished with 10 tackles (three solo), a six-yard sack and a tackle for loss...**vs. New Orleans (NFC Divisional, Jan. 14):** Posted four tackles (three solo) and a tackle for loss...**at Philadelphia (NFC Championship, Jan. 21):** Registered five tackles (three solo) and a tackle for loss.

**2016:** Selected to his first Pro Bowl...Posted 77 tackles (37 solo), four sacks, five tackles for loss and three forced fumbles in 16 starts...Started the season by recording a sack in three-straight games...**at Tennessee (Sept. 11):** Opened the year with five tackles (three solo), a forced fumble and a nine-yard sack...**vs. Green Bay (Sept. 18):** Registered a sack for the second-straight week, finishing with six tackles (five solo) and two tackles for loss...**at Carolina (Sept. 25):** Posted his third sack in as many weeks...Posted seven tackles (two solo)...**vs. Chicago (Jan. 1):** Assisted on seven tackles, finishing with a sack for 4.5 yards along with a forced fumble.

**2015:** Named NFC Defensive Player of the Week for a Week 9 performance at St. Louis that included 10 tackles (seven solo), a half-sack and three tackles for loss to help the Vikings win in overtime...Posted 56 tackles (42 solo), a half-sack, seven tackles for loss, a pass defended and forced a fumble while starting in 12 games...Started the team's lone playoff game, finishing with three tackles (two solo)...**Awards:** NFC Defensive Player of the Week (Week 9 vs. St. Louis)...**at Detroit (Oct. 25):** Posted four tackles (three solo) and a tackle for loss in the team's home opener...**vs. St. Louis (Nov. 8):** Named NFC Defensive Player of the Week for his performances...Recorded 10 tackles (seven solo), a half-sack and three tackles for loss...**vs. Green Bay (Nov. 22):** Set a season high with nine solo tackles...**vs. Seattle (NFC Wild Card, Jan. 10):** Started at NT in his first postseason action as a Viking...Totaled three tackles (two solo).

**2014:** Started all 16 games in his first season in Minnesota...Finished with 47 tackles (28 solo), three sacks, five tackles for loss and a pass defended...Recorded back-to-back games with four tackles three times...**at St. Louis (Sept. 7):** Totaled four solo tackles, a 10-yard sack and a tackle for loss...**at Buffalo (Oct. 19):** Posted a seven-yard sack...**at Miami (Dec. 21):** Registered four tackles (three solo) and a pair of QB hits.

**2013:** Posted 59 tackles (34 solo), three sacks and a career-high eight tackles for loss...Added a forced fumble and a recovery...**at Dallas (Sept. 8):** Opened the season with a half-sack, a forced fumble and four tackles (two solo)...**at Carolina (Sept. 22):** Set season highs in tackles (eight), solo stops (five) and tackles for loss (two)...**at Philadelphia (Oct. 27):** Posted four solo stops and a nine-yard sack...**vs. Seattle (Dec. 15):** Registered a 12-yard sack along with five tackles (one solo).

**2012:** Started all 16 games for the first time in his career, posting 59 tackles (33 solo), four sacks, five tackles for loss, a forced fumble and two recoveries...**vs. Dallas (Sept. 5):** Kicked off the season with two solo tackles and a tackle for loss, including a nine-yard sack...**at San Francisco (Oct. 14):** Posted his second sack of the season, a seven-yarder, and finished with four tackles (three solo) and two tackles for loss...**at Dallas (Oct. 28):** Recorded the first multi-sack game of his career, totaling two sacks...Finished with three tackles (two solo) and a tackle for loss...**vs. Pittsburgh (Nov. 4):** Set a season high with seven tackles (five solo).

**2011:** Totaled 49 tackles (34 solo), two sacks, four tackles for loss and four passes defended while playing 16 games with 15 starts...Participated in his first postseason, starting all four games to help the Giants win Super Bowl XLVI over New England...Recorded 10 tackles in the postseason (five solo) and a pass defended...**Awards:** Super Bowl XLVI Champion...**at Washington (Sept. 11):** Made the first start of his career, doing so at LDT...Posted three tackles (one solo) and deflected a pass...**vs. Miami (Oct. 30):** Recorded the first sack of his career, dropping QB Matt Moore for a seven-yard loss...Posted three tackles (two solo) and the tackle for loss...**at San Francisco (Nov. 13):** Finished with two solo tackles, including an eight-yard sack...**vs. Green Bay (Dec. 4):** Set a season high with nine solo tackles and a tackle for loss...**vs. Atlanta (NFC Wild Card, Jan. 8):** Made his postseason debut, starting at LDT...Recorded three tackles (one solo)...**at Green Bay (NFC Divisional, Jan. 15):** Posted three tackles (two solo)...**at San Francisco (NFC Championship (Jan. 22):** Broke up a pass and totaled two tackles (one solo)...**vs. New England (Super Bowl LXVI, Feb. 5):** Started at LDT, recording two tackles (one solo)...Became the first player born in the U.S. Virgin Islands to appear in a Super Bowl.

**2010:** Appeared in six games as a rookie with no starts...Totaled eight tackles (six solo)...**vs. Chicago (Oct. 3):** Made his NFL debut, recording a solo tackle...**at Green Bay (Dec. 26):** Set a season high with five solo stops.

**COLLEGE:** Played three seasons (2007-09) at Eastern Carolina, totaling 41 career games played and 27 starts (nine at NT, 18 at RDE)...Recorded 143 tackles (57 solo), 6.5 sacks, two passes defended, a forced fumble and two recoveries...Added a one-yard TD run as a junior...Named first-team All-Conference USA in 2009.

**PERSONAL:** Given name Linval Clement Joseph... Born in Christiansted, U.S. Virgin Islands...Has two daughters, Elani and Lilah...Studied communications at East Carolina...**High School:** Played RB, TE and along both lines at Santa Fe High in Alachua, Fla. ... Lettered in football, weightlifting and track & field.

### LINVAL JOSEPH NFL STATISTICS

Year	Team	GP	GS	- Tackles -					Yds	TFL	- Interceptions -					- Fumbles -		
				Total	Solo	Asst	Sacks				No.	Yds	Lg	TD	PD	FF	FR	Yds
2010	New York Giants	6	0	8	6	2	0.0	0	1		0	0	-	0	0	0	0	0
2011	New York Giants	16	15	49	34	15	2.0	15	4		0	0	-	0	4	0	0	0
2012	New York Giants	16	16	59	33	26	4.0	17	5		0	0	-	0	0	1	2	16
2013	New York Giants	15	15	59	34	25	3.0	26	8		0	0	-	0	0	1	1	0
2014	Minnesota	16	16	47	28	19	3.0	23	5		0	0	-	0	1	0	0	0
2015	Minnesota	12	12	56	42	14	0.5	4	7		0	0	-	0	1	1	0	0
2016	Minnesota	16	16	77	37	40	4.0	21.5	5		0	0	-	0	0	3	0	0
2017	Minnesota	16	16	68	40	28	3.5	23.5	5		0	0	-	0	0	0	1	0
2018	Minnesota	15	15	48	36	22	1.0	15	4		0	0	-	0	0	1	1	64
2019	Minnesota	13	13	34	26	14	3.0	23	6		0	0	-	0	0	1	0	0
<b>NFL Totals</b>				<b>525</b>	<b>316</b>	<b>209</b>	<b>24.0</b>	<b>168</b>	<b>50</b>		<b>0</b>	<b>0</b>	<b>-</b>	<b>0</b>	<b>6</b>	<b>8</b>	<b>5</b>	<b>80</b>
Year	Team	GP	GS	- Tackles -					Yds	TFL	- Interceptions -					- Fumbles -		
				Total	Solo	Asst	Sacks				No.	Yds	Lg	TD	PD	FF	FR	Yds
2011	New York Giants	4	4	10	5	5	0.0	0	0		0	0	-	0	1	0	0	0
2015	Minnesota	1	1	3	2	1	0.0	0	0		0	0	-	0	0	0	0	0
2017	Minnesota	2	2	9	6	3	0.0	0	2		0	0	-	0	0	0	0	0
2019	Minnesota	2	2	10	5	5	0.0	0	0		0	0	-	0	0	0	0	0
<b>Postseason Totals</b>				<b>32</b>	<b>18</b>	<b>14</b>	<b>0.0</b>	<b>0</b>	<b>2</b>		<b>0</b>	<b>0</b>	<b>-</b>	<b>0</b>	<b>1</b>	<b>0</b>	<b>0</b>	<b>0</b>

### CAREER NFL TRANSACTIONS

- 2010** Selected by New York Giants in the second round (56th overall) of NFL Draft, April 23...Signed rookie contract, July 31.
- 2014** Signed by Minnesota Vikings as unrestricted free agent, March 12.
- 2017** Signed contract extension, Aug. 5.
- 2020** Released by Vikings, March 13...Signed by Los Angeles Chargers as free agent, March 31.



# DESMOND KING II ⚡ 20

**DEFENSIVE BACK | IOWA**

5-10 | 201 lbs | DETROIT, MICH

DRAFT 5 - 2017

EXPERIENCE: 4TH NFL SEASON

4TH YEAR WITH CHARGERS

## CAREER HIGHLIGHTS

- Recognized in 2018 by The Associated Press as a first-team All-Pro at DB and a second-team All-Pro at PR, joining S Derwin James (first-team S and second-team DB in 2018) as the first Chargers in history to be named an AP All-Pro at two positions.
- Named AFC Defensive Player of the Week (Week 9 at Seattle) and AFC Special Teams Player of the Week (Week 13 at Pittsburgh) in 2018, recording a pick-six at Seattle and a punt return for a touchdown at Pittsburgh.
- His interception return for a touchdown and punt return for a touchdown in 2018 made him the first player since 2011 and seventh since 2000 to do so in a single season.
- Added a punt return for a touchdown in the home game against Denver last season, making him the eighth player in history with multiple punt return scores while with the Chargers.
- With four sacks as a rookie in 2017, became the first DB to post at least 3.5 sacks as a rookie and the second-ever to have four (Bill Bates, 1983)
- Became just the sixth player in NFL history and second DB ever to post multiple pick-sixes and at least four sacks over the first two seasons of his career (S Roy Williams, 2002-03).
- Was one of five defenders in 2017 (Cincinnati DE Carlos Dunlap, New Orleans DE Cameron Jordan, Washington LB Ryan Kerrigan and Indianapolis LB John Simon) to post a pick-six and three-plus sacks.
- Recorded a 33-yard punt return in the 2018 AFC Wild Card at Baltimore to set a Chargers postseason record for longest punt return.
- Set a single-game career high with 2.5 sacks in the win at Miami last year, good for the second-highest single-game total by a DB in team annals (Rodney Harrison, three sacks in 1998 season opener).

## HONORS AND AWARDS

**2018:** The Associated Press First-Team All-Pro (DB)  
AP Second-Team All-Pro (PR)  
AFC Defensive Player of the Week  
(Week 9 at Seattle)  
AFC Special Teams Player of the Week  
(Week 13 at Pittsburgh)

**2019:** Played in 15 games, starting seven as the third CB and one at S, and was inactive another... Totaled 54 tackles (40 solo), 2.5 sacks and four tackles for loss...Broke up a pass, bringing his career total to 20, forced a fumble and recovered a fumble... Returned 16 kickoffs for 331 yards (20.7 avg.), including a 43-yarder, to reach 1,000 career kickoff return yards...Added 21 punt returns for 118 yards (5.6 avg.), including one that he took 68 yards for a TD...The punt return TD made him the eighth player in history to have multiple while with the Chargers... Posted a special teams tackle...**vs. Indianapolis (Sept. 8):** Recorded three tackles (two solo) and a tackle for loss...Shed the block of T Anthony Costanzo in the first quarter to run RB Marlon Mack out of bounds for a three-yard loss...Returned a kickoff 43 yards and returned a punt...Took the kickoff from four yards deep in the end zone up the middle before bouncing it out to his right behind a block from RB Justin Jackson...**at Detroit (Sept. 15):** In his hometown of Detroit, saw action on defense but did not register any statistics...Posted 47 yards on two kickoff returns (23.5 avg.) and had a punt return...**vs. Houston (Sept. 22):** Posted four solo stops and broke up a pass...Prevented a big play in the fourth quarter by leaping in coverage along the left side to deflect a pass intended for TE Jordan Akins...Recovered a fumble to set up a scoring drive in Texans territory... Returned a kickoff for 23 yards...**at Miami (Sept. 29):** Posted four tackles (three solo)...Recorded a single-game career-high 2.5 sacks for 14 yards...Beat RB Kenyan Drake late in the first half to split a sack with DE Joey Bosa...On one of the solo sacks, sprinted up in the face of QB Josh Rosen to bring him down for a five-yard sack as the quarterback rolled to his right...Added a forced fumble...Eclipsed 1,000 career kickoff return yards...**vs. Denver (Oct. 6):** Returned a punt for a 68-yard TD to become the eighth Charger with multiple TDs on punt returns while with the team...On the return, juiced by LS Casey Kreiter while

## BEYOND THE BOLT



*King started a foundation, King Kares, in 2017. The goal of the foundation is to provide financial support to underprivileged families in the Detroit area. King has hosted a pair of free youth football camps in Detroit. After establishing itself, King Kares will expand its operations to Eastern Iowa and Southern California, following in the path of King's career. This past May during the COVID-19 pandemic, he and the foundation delivered 100 meals to medical professionals at Placentia-Linda Hospital in Placentia, Calif. Additionally, this past Thanksgiving King and the foundation provided 400 ready-to-cook meals to children and their families of Boys & Girls Clubs in the area. Most recently, King Kares held a backpack giveaway in Detroit on July 18th, where recipients received the backpacks filled with notebooks, pencils, football gear and other supplies.*

getting blocks from LBs Jatavis Brown and Thomas Davis Sr., to spring him free...Recorded four tackles (two solo)...**vs. Pittsburgh (Oct. 13):** Started as the third CB, recording six tackles (five solo)...Added two kickoff returns for 49 yards (24.5 avg.) and a seven-yard punt return...**at Tennessee (Oct. 20):** Posted three tackles (one solo)...Had an eight-yard kickoff return...**at Chicago (Oct. 27):** Started as the third CB, totaling six solo tackles...Returned a kickoff for 20 yards...**vs. Green Bay (Nov. 3):** Registered five tackles (four solo) and a tackle for loss after opening as the third CB...**at Oakland (Nov. 7):** Returned three punts 19 yards (6.3 avg.)...On defense, posted four tackles (three solo) and a tackle for loss...**vs. Kansas City (Estadio Azteca, Nov. 18):** Started the game at S, posting a solo tackle...Returned a kickoff 25 yards and returned a pair of punts...**at Denver (Dec. 1):** Recorded four tackles (three solo) and a tackle on special teams...**at Jacksonville (Dec. 8):** Posted four tackles (three solo) while registering an 18-yard kickoff return and returning a pair of punts...**vs. Minnesota (Dec. 15):** Inactive (healthy scratch)...**vs. Oakland (Dec. 22):** On defense, had three tackles (two solo)...Returned three punts for 21 yards (7.0 avg.) and a pair of kickoffs for 39 yards (19.5 avg.)...**at Kansas City (Dec. 29):** Recorded a solo tackle on defense...Posted a 13-yard kickoff return.

**2018:** Recognized by *The Associated Press* as a first-team All-Pro (DB) and a second-team All-Pro (PR)...Coupled with S Derwin James, the two were the first Chargers in history to be named an AP All-Pro at two positions...Named AFC Defensive Player of the Week for his performance in a Week 9 win over the Seahawks: Three pass breakups and an INT in the fourth quarter that he returned for a TD...Earned AFC Special Teams Player of the Week honors in a Week 13 victory at Pittsburgh: Registered a 73-yard punt return for a TD to become the first player since 2011 and seventh since 2000 to post a punt return TD and a pick-six in the same season...Appeared in 16 games with eight starts as the third CB...Recorded 60 tackles (46 solo), four tackles for loss, 13 passes defended and a fumble recovery...Registered three INTs, returning

them for a total of 75 yards, including one for a 42-yard TD...Became just the sixth player in NFL history and second DB ever to post multiple pick-sixes and at least four sacks over the first two seasons of his career (S Roy Williams, 2002-03)...Added 23 punt returns for 318 yards, including a 73-yarder that went for a TD...Became the first player since 2011 (CB Lardarius Webb) and seventh since 2000 to have a pick-six and a punt return TD in the same season...Forced a fumble and posted a tackle on kickoff coverage...Returned 22 kickoffs for 522 yards...Started both postseason games as the team's third CB...Recorded 10 tackles (six solo), a one-yard sack and a tackle for loss...Posted six kickoff returns for 179 yards (29.8 avg.), including a 72-yarder...Returned five punts for 46 yards (9.2 avg.), including a 33-yarder to set a record for the longest in Chargers postseason history...Added two tackles on special teams...**Awards:** *The Associated Press* First-Team All-Pro (DB)...AP Second-Team All-Pro (PR)...AFC Defensive Player of the Week (Week 9)...AFC Special Teams Player of the Week (Week 13)...Pro Football Focus First-Team All-Pro (Flex Defender)...Pro Football Journal Second-Team All-Pro (Fifth DB)...PFJ Second-Team All-AFC (Fifth DB)...**vs. Kansas City (Sept. 9):** Started as the third CB...Finished with five solo tackles and a tackle for loss...Added a pass defended...**at Buffalo (Sept. 16):** Recorded two solo tackles while appearing on 45 plays on defense and 10 on special teams...**at Los Angeles Rams (Sept. 23):** Started as the third CB...Posted five tackles (three solo) and a tackle for loss...Recovered a first quarter fumble by RB Todd Gurley II after he was stripped by NT Brandon Mebane, marking the first recovery of his career...**vs. San Francisco (Sept. 30):** Assisted on two tackles...Returned four punts for 82 yards, including a 56-yarder at the end of the first half to set up a game-tying field goal by K Caleb Sturgis...**vs. Oakland (Oct. 7):** Registered a solo stop...Returned two kickoffs for 51 yards and four punts for 35 yards...**at Cleveland (Oct. 14):** Started as the third CB...Set a single-game career high with two INTs...Posted two solo tackles and five passes defended...On the first pick, undercut WR Jarvis Landry and returned the INT 33 yards to the Cleveland 10-yard line after QB Baker Mayfield was forced to his left by DT Darius Philon...Picked off his second pass of the day in the fourth quarter after jumping a hitch-route by TE David Njoku...**vs. Tennessee (Wembley Stadium, Oct. 21):** Posted a season-high seven tackles (six solo) and broke up a pass, setting a single-season career high with seven breakups for the year...**at Seattle (Nov. 4):** Named AFC Defensive Player of the Week...Started as the third CB, posting three tackles (one solo) and three passes defended...Registered an INT that he returned 42 yards for a TD, the second pick-six of his career...The INT made him just the sixth player in NFL history and second DB ever to post multiple pick-sixes and at least four sacks over the first two seasons of his career (Roy Williams, 2002-03)...On the play, jumped the route of WR David Moore along the left sideline to pick off QB Russell Wilson and return it for the 42-yard score...**at Oakland (Nov. 11):** Registered three solo stops...Returned two kickoffs for 41 yards...Opened the game as the third CB...**vs. Denver (Nov. 18):** Posted two solo tackles...Returned three kickoffs



for 70 yards...**vs. Arizona (Nov. 25):** Assisted on a tackle...**at Pittsburgh (Dec. 2):** Posted 10 tackles (nine solo) and a pair of passes defended...Dove to break up a pass on a crossing-route by WR JuJu Smith-Schuster in the second quarter...In the fourth quarter, dove to undercut a route by TE Jesse James...Returned a punt 73 yards for a TD with blocks from LB Nick Dzubnar, WR Jeremy Davis and S Adrian Phillips, becoming the 15th player in team history with a punt return for a score...Became the first player since 2011 (CB Lardarius Webb) and just the seventh since 2000 to have a pick-six and a punt return TD in the same season...**vs. Cincinnati (Dec. 9):** Started as the third CB...Totalled three tackles (two solo), and averaged 33 yards-per-kickoff return...**at Kansas City (Dec. 13):** Posted five tackles (three solo), a tackle for loss and a pass defended...Started as the third CB, and was one of seven Chargers to play all 60 defensive snaps...Added nine special teams plays...**vs. Baltimore (Dec. 22):** Started as the third CB...Recorded four tackles (three solo)...**at Denver (Dec. 30):** Posted five tackles (four solo) and a tackle for loss...Forced a fumble on kickoff coverage and recorded a special teams tackle...Ensured RB Royce Freeman couldn't corral a backwards pass to him in the second quarter, allowing LB Kyle Emanuel to return it 18 yards for a TD...Punched the ball away from WR River Cracraft on kickoff coverage in the fourth quarter, forcing a turnover after it was recovered by CB Brandon Facyson along the sideline with a diving effort...**at Baltimore (AFC Wild Card, Jan. 6):** Part of a defense that set team postseason records for the fewest single-game net yards allowed (229), including a record 69 in the first half, which was the fewest allowed in a postseason game since the 2006 AFC Wild Card...Contributed on a pass rush that tied a team postseason record with seven sacks on the day...Registered three tackles (two solo), a sack and a tackle for loss...Contained QB Lamar Jackson on a passing play before beating the block of TE Maxx Williams to record the one-yard sack as Jackson began to scramble...In his career postseason debut, started as the third CB and played 60 defensive snaps...Returned four punts for 46 yards (11.5 avg.), including a 33-yarder that set a record as the longest in Chargers postseason history...On the record-setting return, got a block from Brandon Facyson to spring him free...Recorded a 72-yard kickoff return, the second-longest in team postseason history, utilizing blocks from Adrian Phillips and FB Derek Watt...Totalled 18 plays on special teams and posted a special teams tackle...**at New England (AFC Divisional, Jan. 13):** Posted seven tackles (four solo) after starting as the third CB...Appeared on 51 defensive plays and 19 on special teams...Added a special teams tackle.

**2017:** Appeared in all 16 games, starting four of them as the third CB...Registered 71 tackles (61 solo), including four sacks and six tackles for loss...Posted a 90-yard pick-six on his first INT of his career...With four sacks, tied S Rodney Harrison (1997, '98) for the second-most sacks by a DB in a single season in Chargers history...Became the first DB since 1997 to post at least 3.5 sacks as a rookie and the second-ever to have four (Bill Bates, 1983)...Part of a defensive unit that ranked tied for fifth in the NFL with 43 sacks...

Was one of five defenders in 2017 (Cincinnati DE Carlos Dunlap, New Orleans DE Cameron Jordan, Washington LB Ryan Kerrigan and Indianapolis LB John Simon) to post a pick-six and three-plus sacks...Broke up six passes, including one that resulted in an INT by S Adrian Phillips...Member of a defensive backfield that allowed just one 100-yard receiver in 2017, joining Arizona, Jacksonville and Minnesota as the only teams to do so...Part of the only secondary to not allow more than 245 gross passing yards in a game during the first seven weeks of the season...Posted seven special teams tackles on kickoff coverage, pinning opponents inside the 20-yard line once...Registered 17 kickoff returns for 353 yards (20.8 avg.) and a two-yard punt return...**Awards:** Pro Football Journal Second-Team All-Pro (Fifth DB)...PFJ First-Team All-AFC (Fifth DB)...PFJ Second-Team All-Rookie (CB)...**at Denver (Sept. 11):** Made his NFL debut, appearing on three defensive snaps and nine special teams plays...Broke up a pass from QB Trevor Siemian intended for WR Bennie Fowler III that ended up being intercepted by Adrian Phillips...**vs. Miami (Sept. 17):** Started first game of his career as the third CB, playing 56 defensive snaps as well as 13 on special teams...Registered five tackles (four solo), including a tackle for loss...Dropped WR Jarvis Landry for a seven-yard loss on an end-around run in the first quarter...Added a special teams tackle on kickoff coverage...Returned a kickoff 17 yards...**vs. Kansas City (Sept. 24):** Started as the third CB...Posted three solo tackles and a tackle for loss...Returned three kickoffs for 67 yards (21.3 avg.)...**vs. Philadelphia (Oct. 1):** Registered three solo tackles and a pass defended...**at New York Giants (Oct. 8):** Totalled two tackles (one solo) and two kick returns for 37 yards (18.5 avg.)...**at Oakland (Oct. 15):** Made four solo tackles...Posted a 20-yard kickoff return...**vs. Denver (Oct. 22):** Registered a then-career-high five solo tackles...**at New England (Oct. 29):** Started the third game of his career as the third CB, finishing with four solo tackles, the first sack of his career, a tackle for loss and a pass defended...Broke up a third down pass at the end of the first half from QB Tom Brady intended for WR Danny Amendola in the middle of the field to force a New England field goal...In the third quarter, sacked Brady for zero yards, registering the first sack of his career...Added a special teams tackle on kickoff coverage...**at Jacksonville (Nov. 12):** Posted five solo tackles, including a sack...Chased down QB Blake Bortles for a zero-yard sack in the third quarter...Added a special teams tackle on kickoff coverage...**vs. Buffalo (Nov. 19):** Posted two solo tackles, a pass defended and a special teams tackle...Returned a kickoff for 16 yards and a punt for two yards...**at Dallas (Nov. 23):** Registered three solo tackles, a 90-yard pick-six on his first INT of his career and two special teams tackles on kickoff coverage...Jumped in front of a fourth quarter pass from QB Dak Prescott intended for WR Cole Beasley in the left flat and returned it 90 yards for a TD...Became the fifth player of 2017 (Carlos Dunlap, Cameron Jordan, Ryan Kerrigan and John Simon) to post a pick-six and multiple sacks on the year...**vs. Cleveland (Dec. 3):** Posted a then-career-high six solo tackles, including two tackles for loss and a five-yard sack...Came off the edge untouched past T Shon Coleman to bring down QB DeShone Kizer for his third





# FORREST LAMP ⚡ 76

**GUARD | WESTERN KENTUCKY**

6-4 | 309 lbs | VENICE, FLA.

DRAFT 2 - 2017

EXPERIENCE: 4TH NFL SEASON

4TH YEAR WITH CHARGERS

## CAREER HIGHLIGHTS

- ▶ In two career starts at LG, blocked for QB Philip Rivers to throw for 300-plus yards in each game.

**2019:** Saw action on offense in seven games, starting two at LG...Placed on injured reserve on Oct. 23 with a season-ending leg injury...**vs. Indianapolis (Sept. 8):** Played two snaps on offense...**at Detroit (Sept. 15):** Participated on a pair of offensive plays...**vs. Houston (Sept. 22):** Saw time on three plays on offense...**at Miami (Sept. 29):** Appeared on 17 offensive plays...**vs. Denver (Oct. 6):** Played 45 snaps on offense...**vs. Pittsburgh (Oct. 13):** Made the first start of his career, opening the game at LG... Played all 62 offensive snaps, protecting Philip Rivers to record his fourth 300-yard contest of the season... **at Tennessee (Oct. 20):** Started at LG before exiting with a leg injury...Blocked for Philip Rivers to throw for 329 yards, his fifth such performance of the season...Protected Rivers to pass Pittsburgh QB Ben Roethlisberger and New York Giants QB Eli Manning for No. 6 on the all-time passing yards list.

**2018:** Appeared in two games...Dressed but did not play in four contests and was inactive for 10 others...Inactive for both postseason contests...**vs. Kansas City (Sept. 9):** Inactive (healthy scratch)... **vs. Oakland (Oct. 7):** Was on the 46-man active roster for the first time in his career, but did not see any action...**at Cleveland (Oct. 14):** Made his NFL debut...Appeared on seven offensive plays in the

## BEYOND THE BOLT



Lamp partnered with Waymakers, a Laguna Beach non-profit, as part of the NFL's My Cause, My Cleats initiative to promote the foundation's efforts in substance abuse and alcoholism awareness. Waymakers has many programs – including battling substance abuse, providing resources for children with mental health issues and assisting youth that have unstable housing. The foundation also has a youth shelter program which aims to prevent homelessness and divert at-risk youth from entering the juvenile justice system while preventing school dropouts. Lamp wore his cleats when he dressed for the Week 14 win in 2018 against Cincinnati.

fourth quarter in the first action of his career...**vs. Tennessee (Wembley Stadium, Oct. 21):** Inactive (healthy scratch)...**vs. Cincinnati (Dec. 9):** Dressed as part of the 46-man active roster, but did not participate...**at Denver (Dec. 30):** Participated on 10 plays on offense...**at Baltimore (AFC Wild Card, Jan. 6):** Inactive (healthy scratch).

**2017:** Suffered a season-ending knee injury in training camp and was placed on injured reserve on Sept. 2.

COMMUNITY

FRONT OFFICE

LAMP

DRAFT PICKS & FREE AGENTS

2019 IN REVIEW

RECORDS & HISTORY

GENERAL INFORMATION

**COLLEGE:** Played four seasons (2013-16) at Western Kentucky, redshirting in 2012...Started 51 games... Ended his career with four rings, three of which were consecutive bowl championships, while adding back-to-back Conference USA titles...As a senior in 2016, was recognized as second-team All-America by *USA Today*, becoming the first Western Kentucky player to be recognized as All-America from *USA Today* in the Football Bowl Subdivision era...Third-team All-American by *The Associated Press* as a senior, the second-ever Big Red player in the FBS era to be named All-America by *AP*...Named a Pro Football Focus All-American and first-team All-Conference USA in back-to-back seasons (2015-16)...As a senior in 2016, allowed just four pressures over 558 pass attempts...Did not allow a sack in either of his junior or senior seasons.

**PERSONAL:** Given name Forrest Noah Lamp... Born in Venice, Fla. ...Friends with TE Trey Burton... In the offseason, participated in 'All Black Lives Matter' marches calling for police reform with teammates... Earned a degree from Western Kentucky with a double-major in business management and business informatics, while also minoring in finance...**High School:** Earned first-team All-State and first-team All-Area accolades following his senior season at Venice (Fla.) High...Played on the offensive and defensive lines his last two years, helping Venice achieve a 17-6 mark over those two seasons...Was a member of the South Team in the FACA North-South All-Star Game in 2011...Lettered in basketball, football and weightlifting.

FORREST LAMP NFL GAMES

Year	Team	GP	GS
2017	Los Angeles Chargers	0	0
2018	Los Angeles Chargers	2	0
2019	Los Angeles Chargers	7	2
NFL Totals		9	2

POSTSEASON

Year	Team	GP	GS
2018	Los Angeles Chargers	0	0

*On injured reserve for 2017 season.*  
*Inactive for Chargers' two games during 2018 postseason.*

CAREER NFL TRANSACTIONS

2017

Selected by Los Angeles Chargers in the second round (38th overall) of NFL Draft, April 28...Signed rookie contract, May 12...Placed on Reserve/Injured (knee), Sept. 2.

2019

Placed on Reserve/Injured (leg), Oct. 23.

— 150 —



# TY LONG ✦ 1

**PUNTER | ALABAMA-BIRMINGHAM**

6-2 | 205 lbs | ROSWELL, GA.

FREE AGENT - 2019

EXPERIENCE: 2ND NFL SEASON

2ND YEAR WITH CHARGERS

## CAREER HIGHLIGHTS

- *Named AFC Special Teams Player of the Week in a Week 1 win over Indianapolis last season in his NFL debut, where he made a field goal and all three extra point attempts while pinning the Colts inside the 20-yard line on both punts.*

**2019:** Named AFC Special Teams Player of the Week for his efforts in a Week 1 win over Indianapolis: Totaled six points in his NFL debut, making a field goal and all three extra points while also pinning the Colts inside their own 20-yard line on both punts...Punted in all 16 games while handling kicking duties in five...Recorded 2,256 gross yards on 48 punts (47.0 avg.) with a long of 60 yards...Pinned opponents inside the 20 on 17 punts and registered a 40.9 net average...Made seven field goals and nine extra points...Kicked off 46 times, recording 28 touchbacks (60.9 touchback pct.)...**vs. Indianapolis (Sept. 8):** Named AFC Special Teams Player of the Week...Handled punting and kicking duties in his NFL debut...Made his lone field goal attempt and all three extra points...Punted twice for 98 yards (49.0 avg.), pinning the Colts inside the 20 on both punts...Recorded a net average of 46.5 yards-per-punt...Kicked off five times, registering a touchback on three of them...**at Detroit (Sept. 15):** Punted four times for 202 yards (50.5 avg.) with a long of 55 yards (46.3 net average)...Made a field goal and an extra point while recording touchbacks on both kickoffs...**vs. Houston (Sept. 22):** Handled all punting and kicking duties for a total of 13 special teams snaps...Made both field goal attempts and both extra points for a total of eight points...Registered a touchback on all five kickoffs...Punted four times for 193 yards (48.3 avg.), pinning the Texans inside the 20-yard line twice (39.8 net avg.)...With a net average of 43.7 through three games, recorded the best net punting average through the first three games of a season in Chargers history...**at Miami (Sept. 29):** Nailed all three field goal attempts on the day, including a career-long 51-yarder, and all three extra points for a total of 12 points on the day...**vs. Denver (Oct. 6):** Punted five times for 232 yards (46.4 avg.) with a long of 58 yards...Pinned the Broncos inside the 20 on three punts...Registered a 42.0 net average...

## HONORS AND AWARDS

**2019:** *AFC Special Teams Player of the Week (Week 1 vs. Indianapolis)*

**vs. Pittsburgh (Oct. 13):** Recorded a gross punting average of 42.7 (128 yards on three punts), pinning the Steelers inside the 20-yard line once...Finished with a 38.0 net average...**at Tennessee (Oct. 20):** Punted twice for 93 yards (46.5 avg.), pinning the Titans deep once to register a net average of 39.5 yards-per-punt...**at Chicago (Oct. 27):** Punted five times for 269 yards, registering a season-high 53.8 yards-per-punt...Pinned the Bears deep in their territory once and had a 43.8 net average...**vs. Green Bay (Nov. 3):** Punted once for 38 yards...**at Oakland (Nov. 7):** Recorded a 43.3 gross average on three punts for 130 yards, posting a long of 54 yards...Had a net average of 39.7 yards-per-punt...**vs. Kansas City (Estadio Azteca, Nov. 18):** Punted three times for 143 yards (47.7 avg.) and a 40.3 net average...Kicked off four times, registering a touchback on each...**at Denver (Dec. 1):** Registered two touchbacks, his first of the season and pinned Denver deep in its own territory once...Registered 181 punting yards on four punts (45.3 avg.)...**at Jacksonville (Dec. 8):** Punted twice for 104 yards (52.0 avg.), pinning the Jaguars inside the 20 once...Finished with a career-high 51.5 net average...Kicked off eight times, registering a touchback four times...**vs. Minnesota (Dec. 15):** Had a 26-yard punt and posted two touchbacks on three kickoffs...**vs. Oakland (Dec. 22):** Punted six times for 285 yards (47.5 avg.), pinning the Raiders deep in their territory twice...Registered a 40.7 net average and kicked off three times, posting a touchback once...**at Kansas City (Dec. 29):** Punted three times for 134 yards (44.7 avg.), pinning the Chiefs inside the 20-yard line twice...Recorded a net punting average of 37.7 yards-per-punt...Kicked off four times, registering two touchbacks.

**CANADIAN FOOTBALL LEAGUE (2018):** Played in 18 games with the BC Lions...Set CFL career highs in punts (120), punting yards (5,853), gross punting average (48.8), net punting average (38.5) and longest punt (75 yards)...Made 43 field goals on 49 attempts (87.7 pct.) with a career-long 52-yarder and 31 extra points for a career-best 160 points scored...Posted eight games with double-digit points, including five in a six-game span...**vs. Saskatchewan (Aug. 25):** Made all five field goals, tying a single-game career high at the time...Finished with 15 points scored...Punted seven times for 356 yards (50.9 avg.) while registering a 35.0 net average...**vs. Toronto (Oct. 6):** Set single-game career bests with six made field goals and 18 points...Added seven punts for 322 yards (46.0 avg.) and a 43.1 net average.

**CFL (2017):** Appeared in 18 games with the BC Lions...Punted 116 times for 5,556 yards (47.9 avg.) with a long of 69 yards and a net average of 34.3 yards-per-punt...Made 39-of-44 field goals (88.6 pct.) while adding 27 extra points for a total of 114 points on the year...**vs. Saskatchewan (Aug. 5):** Set a single-game CFL career high with a gross punting average of 61.3 yards-per-punt (three punts for 184 yards)...Totalled 14 points while making an extra point and four-of-five (80.0 pct.) field goals...**vs. Hamilton (Sept. 22):** Posted a season-high 15 points, doing so by making all five field goals...Punted five times for 241 yards (48.2 avg.) with a 37.6 net average.

**COLLEGE:** Played four seasons (2011-14) at Alabama-Birmingham, appearing in 48 career games...Converted a school-record 59 field goals on 77 attempts (76.6 pct.) and 159 extra points for 322 points over his college career...Punted five times for 196 yards (39.2 avg.)...As a sophomore, ranked second in Conference-USA to Cairo Santos in field goal accuracy at 82.4 pct. (14-of-17), including a school-record 54-yard field goal at Ohio State...Made 16-of-19 field goals (84.2 pct.) and 24 extra points as a freshman.

**PERSONAL:** Given name Tyler R. Long...Born in Roswell, Ga. ...Married his wife, Cara, in December 2018...Started the Ty Long foundation in February 2019, with the goal of providing an outlet for special needs children to interact with others through athletic camps...The foundation held its first camp in April 2019 in Birmingham, Ala. ...Earned a degree in industrial distribution from Alabama-Birmingham...**High School:** Named a High School All-American by Kohl's Professional Kicking Camp out of Roswell (Ga.) High...Made a career-long 52-yard game-winning field goal on the final play of the first round of the Class 6-A state playoffs...Was All-North Fulton Team by the *Atlanta Journal-Constitution*...Averaged 45 yards on 38 punts.

## TY LONG NFL STATISTICS

Year	Team	GP	- Gross -				- Opponent -				Net Avg.	In 20	TB	FC	Block
			No.	Yards	Avg.	Lg	Ret	Yards							
2019	Los Angeles Chargers	16	48	2,256	47.0	60	33	252			40.9	17	2	5	0

Year	Team	- Field Goals -					- PAT -				- Total -	
		FG	FGA	Pct.	Lg	Blk	XP	XPA	Pct.	Block	Points	
2019	Los Angeles Chargers	7	9	77.8	51	0	9	9	100.0	0	30	

Year	Team	- 0-19 Yards -			- 20-29 Yards -			- 30-39 Yards -			- 40-49 Yards -			- 50+ Yards -		
		FG	FGA	Pct.	FG	FGA	Pct.	FG	FGA	Pct.	FG	FGA	Pct.	FG	FGA	Pct.
2019	Los Angeles Chargers	0	0	-	0	0	-	2	3	66.7	4	5	80.0	1	1	100.0

## CAREER NFL TRANSACTIONS

- 2015** Signed by Washington Redskins as undrafted free agent, May 7...Waived by Redskins, Aug. 31.
- 2016** Signed by Pittsburgh Steelers to Reserve/Future contract, Jan. 20...Waived by Steelers, May 5.
- 2019** Signed by Los Angeles Chargers to Reserve/Future contract, Jan. 14.





# COLE MAZZA ⚡ 45

**LONG SNAPPER | ALABAMA**

6-1 | 247 lbs | BAKERSFIELD, CALIF.

FREE AGENT - 2019

EXPERIENCE: 2ND NFL SEASON

2ND YEAR WITH CHARGERS

## CAREER HIGHLIGHTS

- ▶ Snapped in all 16 regular-season games with the Chargers in 2019, recording two tackles on special teams.
- ▶ Joined Los Angeles for his first NFL season last year after playing eight games for the Birmingham Iron in the Alliance of American Football during the spring of 2019.

**2019:** Handled snapping duties for all 16 games...Part of an operation that resulted in P Ty Long being named AFC Special Teams Player of the Week in Week 1 vs. Indianapolis...Recorded two tackles on special teams...**vs. Indianapolis (Sept. 8):** Snapped on all punts and kicks, helping Ty Long earn AFC Special Teams Player of the Week honors...Part of a unit that made a field goal and all three extra points...**at Detroit (Sept. 15):** Snapped for Ty Long to register 50.5 yards-per-punt and record a 46.3 net average while setting a season best with a 55-yard punt...**vs. Houston (Sept. 22):** Snapped on eight special teams plays, including successful attempts on both field goals and both extra points...Registered the first special teams tackle of his career...**at Miami (Sept. 29):** Handled snapping duties on all kicks, helping the kicking operation convert the three field goal attempts and all three extra point tries...**vs. Denver (Oct. 6):** Played on nine special teams snaps, snapping on all kicks and punts...**vs. Pittsburgh (Oct. 13):** Snapped on eight plays on special teams...**at Tennessee (Oct. 20):** Handled all snapping duties, seeing action on seven special teams plays...**at Chicago (Oct. 27):** Snapped on nine special teams plays...**vs. Green Bay (Nov. 3):** Participated on nine special teams plays, handling snapping duties...**at Oakland (Nov. 7):** Saw action as the snapper on seven plays on special teams...**vs. Kansas City (Estadio Azteca, Nov. 18):** Participated on eight snaps on special teams...**at Denver (Dec. 1):** Handled all snapping duties, appearing on 10 special teams plays...**at Jacksonville (Dec. 8):** Snapped on nine plays and posted a special teams tackle...**vs. Minnesota (Dec. 15):** Appeared on three special teams plays...**vs. Oakland (Dec. 22):** Snapped on nine special teams plays...**at Kansas City (Dec. 29):** Snapped on an operation that made all three extra points.

## CAREER NFL TRANSACTIONS

**2019** Signed by Los Angeles Chargers as free agent, April 9.

## BEYOND THE BOLT



Mazza participated in the team's annual show distribution with WSS last season. Chargers players, Charger Girls and staff were paired with students from elementary schools in Santa Ana Unified School District. Each student picked out a new pair of shoes as part of the distribution.

Alongside teammates and Charger Girls, Mazza visited with over 100 local veterans at the Long Beach VA hospital in November 2019 leading up to the team's Salute to Service game.

## ALLIANCE OF AMERICAN FOOTBALL (2019):

Played in eight games for the Birmingham Iron, snapping for K Nick Novak to convert 13-of-16 field goals (81.3 pct.)...Snapped on an operation that punted 44 times for 2,024 yards (46.0 avg.) and a 39.9 net average while pinning opponents deep 20 times...**vs. Memphis (Feb. 10):** Handled all snapping duties on a unit that made all four field goal attempts while recording a 44.0-yard net punting average...**vs. Atlanta (March 31):** Snapped for Nick Novak to make all three field goals...Part of an operation that punted seven times and averaged 46.0 yards-per-punt (322 yards) while posting a 40.9 net average and four punts inside the 20.

**COLLEGE:** Played four seasons (2013-16) at Alabama as the primary long snapper...Finished his career perfect on all snaps...Increased the number of flawless snaps each season...Hit on 165 as a senior after being perfect on all 151 opportunities as a junior...As a sophomore, was perfect on all 142 snaps after not having a failed snap in 125 attempts as a freshman.

**PERSONAL:** Given name Cole Joseph Frank Mazza...Born in Bakersfield, Calif. ...Was a fitness coach at Orangetheory Fitness for two years...Earned a degree in kinesiology from Alabama...**High School:** Ranked as the nation's No. 3 long snapper by ESPN out of Liberty High in Bakersfield, Calif. ...Earned a five-star ranking at the Rubio Long Snapping Camp...Served as the starting center...Lettered three years.

## COLE MAZZA NFL GAMES

Year	Team	GP
2019	Los Angeles Chargers	16



# QUENTON MEEKS ⚡ 29

**DEFENSIVE BACK | STANFORD**

6-1 | 209 lbs | SAN DIEGO, CALIF.

FREE AGENT - 2019

EXPERIENCE: 2ND NFL SEASON

2ND YEAR WITH CHARGERS

**2019:** Spent time on the practice squad for the Los Angeles Chargers.

**2018:** Played in eight games with a start after beginning the season on the practice squad and was inactive four others...Posted four solo tackles and two passes defended...Added four tackles on special teams...**at Kansas City (Oct. 7):** Made his NFL debut, posting a solo tackle on the first defensive snap of his career...**vs. Philadelphia (Oct. 28):** Recorded the best game of his career, setting career highs with three solo tackles and two passes defended...**at Indianapolis (Nov. 11):** Inactive (knee)...**at Tennessee (Dec. 6):** Returned from a four-week absence to post a tackle on special teams...**vs. Washington (Dec. 16):** Set a season high with two special teams tackles.

**COLLEGE:** Played three seasons (2015-17) at Stanford, playing in 39 games...Totaled 122 tackles (75 solo), 18 passes defended and seven INTs, including two returned for TDs...Second-team All-Pacific-12 as a junior while earning honorable mention recognition as a sophomore...Earned *Football Writers Association of America* National Defensive Player of the Week as a freshman after posting two INTs at Washington State...Posted the first pick-six of his career on a 66-yard return against Iowa in the Rose Bowl as a freshman.

**PERSONAL:** Given name Quenton Terry Meeks... Nicknames are 'Q' and 'Showtime'...Born in Knoxville, Tenn. ...Father, Ron, played in the Canadian Football League and coached in the NFL – including nine seasons as a defensive coordinator, and for the Bolts as defensive backs coach in 2012...Father was also in the Army Reserve...Played with New York Giants WR Darius Slayton, selected in the fifth round of the 2019 NFL Draft, in his youth...Enjoys listening to music and reading books...Studied sociology at Stanford...**High School:** Earned third-team All-State as a senior at Del Norte High in San Diego, Calif. ...Two-time All-League recipient and was team MVP in 2013, leading the Nighthawks to the league title...Earned All-CIF recognition as well as B2G West Coast Bowl All-America honors...Holds the school's single-season record for TDs with 13...Lettered in football, baseball and track & field...Spent the beginning of high school at Greater Atlanta (Ga.) Christian High.

## QUENTON MEEKS NFL STATISTICS

Year	Team	GP	GS	– Tackles –				Yds	TFL	– Interceptions –					– Fumbles –		
				Total	Solo	Asst	Sacks			No.	Yds	Lg	TD	PD	FF	FR	Yds
2018	Jacksonville.....	8	1	4	4	0	0.0	0	0	0	0	–	0	2	0	0	0

## CAREER NFL TRANSACTIONS

- 2018** Signed by Jacksonville Jaguars as undrafted free agent, May 11...Waived by Jaguars, Sept. 1...Signed by Jaguars to practice squad, Sept. 2...Signed to active roster, Oct. 6.
- 2019** Waived by Jaguars, Aug. 31...Signed by Los Angeles Chargers to practice squad, Oct. 1...Re-signed by Chargers to Reserve/Future contract, Dec. 30.



# JASON MOORE ⚡ 89

**WIDE RECEIVER | FINDLAY**

6-2 | 213 lbs | OBERLIN, OHIO

FREE AGENT - 2019

EXPERIENCE: 2ND NFL SEASON

2ND YEAR WITH CHARGERS

## CAREER HIGHLIGHTS

- ▶ Last year in the home game against Pittsburgh, got behind the defense to haul in a 32-yard pass on the first reception of his career to move the sticks on third-and-seven.
- ▶ Finished his rookie season with two catches for 43 yards (21.5 avg.) and a pair of special teams tackles.

**2019:** Played in 10 games and was inactive another, catching two passes for 43 yards (21.5 avg.)...Registered two tackles on special teams...**vs. Pittsburgh (Oct. 13):** Made his NFL debut, catching two passes for 43 yards (21.5 avg.)...On the first reception of his career, ran a post-route to get behind defenders and haul in a 32-yarder on a third-and-seven...**at Tennessee (Oct. 20):** Played nine special teams snaps, recording the first tackle on special teams of his career...**at Chicago (Oct. 27):** Participated on nine plays on special teams...**vs. Green Bay (Nov. 3):** Saw time on five offensive plays and 14 on special teams...**at Oakland (Nov. 7):** Contributed on six snaps on offense and 15 on special teams...**vs. Kansas City (Estadio Azteca, Nov. 18):** Played 14 offensive snaps and 10 on special teams...**at Denver (Dec. 1):** Inactive (healthy scratch)...**at Jacksonville (Dec. 8):** Posted a special teams tackle, seeing action on eight special teams plays and 13 on offense...**vs. Minnesota (Dec. 15):** Saw time on eight offensive snaps...**vs. Oakland (Dec. 22):** Participated on four plays on offense and eight on special teams...**at Kansas City (Dec. 29):** Played 21 offensive snaps and three on special teams.

**COLLEGE:** Played four seasons (2015-18) at Findlay, totaling 37 career games played...Recorded 204 receptions for 3,217 yards (15.8 avg.) and 39 TDs...Posted his best season in 2016 when he corralled 71 passes for 15 TDs and a school-record 1,115 yards (15.7 avg.)...Added 980 receiving yards and 14 TDs in 2017...Earned first-team All-Great Midwest Athletic Conference honors in 2017 while adding first-team All-Great Lakes Intercollegiate Athletic Conference recognition in 2016.

**PERSONAL:** Given name Jason M. Moore Jr. ... Nickname is 'Smooth'...Born in Oberlin, Ohio...Has seven siblings...Played the viola in orchestra for seven years...Volunteered with Win the Day Warriors and Overtime Sports youth camps...Attended a CHLA hospital visit with other rookies, visiting with 75 children in June 2019...Earned a degree in sports & event management with a minor in business administration from Findlay...**High School:** Twice was named Patriot Athletic Conference Defensive Player of the Year at Oberlin (Ohio) High...Played QB, WR, S and CB, earning first-team All-State, All-Conference and All-District honors...Lettered three years in football and four in basketball...Named All-Conference in basketball.

## JASON MOORE NFL STATISTICS

Year	Team	GP	GS	No.	- Receiving -				Att	- Rushing -				Scrimmage Yards
					Yds	Avg.	Lg	TD		Yds	Avg.	Lg	TD	
2019	Los Angeles Chargers	10	0	2	43	21.5	32	0	0	0	-	-	0	43

## CAREER NFL TRANSACTIONS

- 2019** Signed by Los Angeles Chargers as undrafted free agent, May 10...Waived by Chargers, Aug. 31...Signed by Chargers to practice squad, Sept. 1...Signed to active roster, Oct. 12.



# UCHENNA NWOSU ⚡ 42

LINEBACKER | SOUTHERN CALIFORNIA

6-2 | 251 lbs | CARSON, CALIF.

DRAFT 2 - 2018

EXPERIENCE: 3RD NFL SEASON

3RD YEAR WITH CHARGERS

## CAREER HIGHLIGHTS

- ▶ Over the course of two seasons, has appeared in all 32 possible regular-season contests, recording 72 tackles (42 solo), 5.5 sacks and 8.5 tackles for loss, a forced fumble and two passes defended while contributing 15 tackles on special teams.
- ▶ Set single-season career highs in 2019 in tackles (44), solo stops (26) and tackles for loss (five) while forcing the first fumble of his career in the regular season.
- ▶ As a rookie, played all 16 games with three starts at OLB and recorded 28 tackles (16 solo), 3.5 sacks, 3.5 tackles for loss and a pass defended while adding 11 special teams tackles.
- ▶ In the 2018 postseason, registered five tackles (four solo), a tackle for loss, three tackles on special teams and an 18-yard strip-sack to seal the AFC Wild Card win.
- ▶ The postseason sack passed LB Shaun Phillips (0.5 sacks in 2004 postseason) for the most postseason sacks by a rookie in Chargers history.

**2019:** Played 16 games with three starts at DE... Posted 44 tackles (26 solo), two sacks, five tackles for loss, a pass defended and forced a fumble... Added four tackles on special teams... **Awards:** Chargers Walter Payton Man of the Year... **vs. Indianapolis (Sept. 8):** Recorded two tackles (one solo) while seeing time on 14 defensive plays and 20 on special teams... **at Detroit (Sept. 15):** Totaled six tackles (five solo)... Registered a special teams tackle... **vs. Houston (Sept. 22):** Contributed on 17 defensive plays and a game-high 23 on special teams... Forced QB Deshaun Watson to step up in the pocket into a sack by NT Brandon Mebane... **at Miami (Sept. 29):** Recorded five tackles (three solo)... Slowed down WR Jakeem Grant in the second half in the backfield on a jet-sweep before S Rayshawn Jenkins corralled Grant

## HONORS AND AWARDS

**2019:** Chargers Walter Payton Man of the Year

for a two-yard loss... **vs. Denver (Oct. 6):** Started at DE, recording nine tackles (six solo)... Had a 10-yard strip-sack and two tackles for loss... On one of the tackles for loss, shed the block of G/T Elijah Wilkinson to drop RB Phillip Lindsay for a two-yard loss... Later in the first half, powered by T Garrett Bolles and extended his hand to knock the ball out of the hand of QB Joe Flacco... **vs. Pittsburgh (Oct. 13):** Posted six tackles (three solo) after opening the game at DE... **at Tennessee (Oct. 20):** Started at DE for the third-straight week, totaling six tackles (five solo)... Posted two tackles for loss and had a pass defended... In the third quarter, beat the block of TE Jonnu Smith to hit QB Ryan Tannehill as he throws, causing the ball to float and be picked off in a diving effort by S Roderic Tameer... **at Chicago (Oct. 27):** Posted a solo tackle... **vs. Green Bay (Nov. 3):** Assisted on a defensive stop and posted a special teams tackle, seeing time on nine special teams snaps and 18 on defense... **at Oakland (Nov. 7):** Recorded two tackles (one solo), including an eight-yard sack, and a tackle on special teams... Ran a stunt with DE Isaac Rochell in the fourth quarter before overpowering G Gabe Jackson to sack QB Derek Carr for an eight-yard loss... **vs. Kansas City (Estadio Azteca, Nov. 18):** Participated on 10 defensive snaps and 21 on special teams... **at Denver (Dec. 1):** Played a pair of snaps on defense and 25 on special teams... **at Jacksonville (Dec. 8):** Recorded a special teams tackle... **vs. Minnesota (Dec. 15):** Assisted on four tackles... **vs. Oakland (Dec. 22):** Played a team-high 23 special teams snaps and 19 on defense, assisting on a defensive tackle... **at Kansas City (Dec. 29):** Had a solo tackle while participating on 17 defensive snaps and 19 plays on special teams.

**2018:** Appeared in all 16 games with three starts at OLB...Registered 28 tackles (16 solo), 2.5 sacks and 2.5 tackles for loss...Broke up a pass...Posted 11 tackles on special teams...Appeared in both postseason games...Recorded five tackles (four solo), a tackle for loss, an 18-yard strip-sack to seal the AFC Wild Card win and three special teams tackles...Passed LB Shaun Phillips (0.5 sacks in 2004 postseason) for the most postseason sacks by a rookie in team history...**vs. Kansas City (Sept. 9):** Made his NFL debut...Appeared on two plays on defense...Tied with S Rayshawn Jenkins for a team-high 26 snaps on special teams...Recorded a special teams tackle...**at Buffalo (Sept. 16):** Posted the first sack of his career, a three-yard takedown on third down to force a three-and-out on Buffalo's opening series...Finished with three tackles (two solo), the sack and a tackle for loss...**at Los Angeles Rams (Sept. 23):** Led the two with two tackles on special teams...**vs. San Francisco (Sept. 30):** Posted a team-high two special teams tackles for the second-straight week...**vs. Oakland (Oct. 7):** Saw time on defense on six snaps and contributed on 18 special teams plays...Posted a special teams tackle...**at Cleveland (Oct. 14):** Finished with two special teams tackles and a solo stop on defense...**vs. Tennessee (Wembley Stadium, Oct. 21):** Recorded a solo tackle for a loss...**at Seattle (Nov. 4):** Assisted on three tackles and registered a tackle on special teams...In the third quarter, utilized a bull rush on T Duane Brown to force QB Russell Wilson to step up into the pocket into a sack by DE Isaac Rochell...**at Oakland (Nov. 11):** Finished with two tackles (one solo) and a half-sack...Split the sack with DT Justin Jones in the fourth quarter...On the play, ran a stunt with DT Darius Philon to meet Jones in the backfield and bring down QB Derek Carr for a seven-yard loss...**vs. Denver (Nov. 18):** Made the first start of his career at OLB, finishing with a career-high five tackles (four solo)...Forced a throwaway by QB Case Keenum, nearly getting the sack after beating the block of FB Andy Janovich...**vs. Arizona (Nov. 25):** Started at OLB and played 21 defensive snaps...Posted two tackles (one solo) and a pass defended...Broke up the pass in the first quarter, knocking away a would-be TD in the front left corner of the end zone while in coverage of FB Derrick Coleman...Recorded a special teams tackle while playing five snaps on special teams...**at Pittsburgh (Dec. 2):** Opened the game at OLB, registering three tackles (one solo)...**vs. Cincinnati (Dec. 9):** Posted two tackles (one solo) and a sack...Registered the sack on the game's final drive, speeding past T Bobby Hart to bring down QB Jeff Driskel for a nine-yard loss...**at Kansas City (Dec. 13):** Recorded a tackle on special teams...**vs. Baltimore (Dec. 22):** Registered four tackles (two solo) and a sack...On the sack, shed the block of T Orlando Brown Jr., bringing down QB Lamar

## BEYOND THE BOLT



*In June 2017, Nwosu joined Head Coach Anthony Lynn at Lou Costello Recreation Center for the rollout of Summer Night Lights for the program's 11th season. It provides programs in 32 parks across Los Angeles, keeping the parks open between 7 and 11 p.m. in the summertime to give youth a safe, constructive environment to enjoy their summers. Nwosu, a Carson native, helped announce the Chargers' three-year, seven-figure commitment to supporting the program and expanding the sports programming to all 32 locations.*

*Nwosu volunteered in September alongside teammates, Carson High football players and employees from Albertsons and Tyson Foods to distribute 40,000 pounds of protein to non-profit partners of the Los Angeles Regional Food Bank during Hunger Action Month.*

*Just before the holidays this past year, Nwosu joined teammates to surprise over 100 third-grade students at Bennet-Kew Elementary in Inglewood, Calif., with a new bike, helmet and lock. It marked the team's 15th year partnering with the Bikes for Kids Foundation to surprise deserving students with new bikes. Nwosu was joined by K Michael Badgley, DE Joey Bosa, DT Justin Jones and DE Isaac Rochell.*

Jackson...**at Denver (Dec. 30):** Recorded two solo tackles...**at Baltimore (AFC Wild Card, Jan. 6):** Part of a defense that set team postseason records for the fewest single-game net yards allowed (229), including a record 69 in the first half, which was the fewest allowed in a postseason game since the 2006 AFC Wild Card...Contributed on a pass rush that tied a team postseason record with seven sacks on the day...Sealed the game with an 18-yard strip-sack of Lamar Jackson, speeding past T Orlando Brown Jr., before reaching out and knocking the ball free with less than 30 seconds remaining...Totalled two solo tackles and added two tackles on special teams...Played 16 snaps on defense and 20 on special teams in the first postseason action of his career...**at New England (AFC Divisional, Jan. 13):** Appeared on 28 plays on defense and a team-high 27 special teams snaps...Recorded three tackles (two solo), a tackle for loss and a special teams tackle.

COMMUNITY

FRONT OFFICE

NWOSU

DRAFT PICKS & FREE AGENTS

2019 IN REVIEW

RECORDS & HISTORY

GENERAL INFORMATION

**COLLEGE:** Played four seasons (2014-17) at Southern California, playing 52 career games with 28 starts... Recorded 168 tackles, 20.5 tackles for loss, 12.5 sacks, 20 passes defended, an INT, a forced fumble and a recovery...Named first-team All-Pacific-12 by The Associated Press and the Pac-12 coaches before being invited to the Reese's Senior Bowl after his senior campaign...Also recognized as a first-team All-American by Sports On Earth...In 2017 as a senior, started all 14 games while posting career highs with 75 tackles, 11.5 tackles for loss and 9.5 sacks...Added 14 passes defended, an INT and a fumble recovery... With 13 deflections, set the most in a single season by a Trojan since 2003...Earned Pac-12 Defensive Player of the Week honors from CollegeSportsMadness.com as a senior with eight tackles, three sacks and a pass defended at Arizona State...Named Southern California's Co-Most Valuable player and Co-Lifter of the Year as a senior...As a junior, named the team's John McKay Award winner, which is given annually to the Trojan underclassman with the most competitive spirit.

**PERSONAL:** Given name Anon Uchenna Nwosu Jr. ...Name is pronounced uh-non oo-CHEN-uh noo-WOE-sue...Born in Los Angeles, Calif. ...Family friends with former All-Pro CB Nnamdi Asomugha...Of Nigerian descent...Was high school teammates with Arizona Cardinals LB Keishawn Bierria...Active in personal and team community initiatives, earning recognition for his efforts on and off the field in the 2019 season from the Los Angeles Sports Council as the Mayor's Community Athlete of the Year...Earned a degree in political science from Southern California...**High School:** Played at Narbonne High in Harbor City, Calif., earning PrepStar All-West and first-team All-L.A. City Division I honors...Named first-team All-South Bay by the South Bay Daily Breeze and first-team All-Marine League as a senior in 2013...Closed out his senior campaign with 121 tackles, three INTs, 12 passes defended, a forced fumble and a recovery...Lettered three years in football and four in basketball, becoming a starter on the basketball team as a sophomore.

UCHENNA NWOSU NFL STATISTICS

Year	Team	GP	GS	- Tackles -						- Interceptions -					- Fumbles -		
				Total	Solo	Asst	Sacks	Yds	TFL	No.	Yds	Lg	TD	PD	FF	FR	Yds
2018	Los Angeles Chargers ...	16	3	28	16	12	2.5	6.5	2.5	0	0	-	0	1	0	0	0
2019	Los Angeles Chargers ...	16	3	44	26	18	2.0	18	5	0	0	-	0	1	1	0	0
<b>NFL Totals. ....</b>		<b>32</b>	<b>6</b>	<b>72</b>	<b>42</b>	<b>30</b>	<b>4.5</b>	<b>24.5</b>	<b>7.5</b>	<b>0</b>	<b>0</b>	<b>-</b>	<b>0</b>	<b>2</b>	<b>1</b>	<b>0</b>	<b>0</b>

Year	Team	GP	GS	- Tackles -						- Interceptions -					- Fumbles -		
				Total	Solo	Asst	Sacks	Yds	TFL	No.	Yds	Lg	TD	PD	FF	FR	Yds
2018	Los Angeles Chargers ...	2	0	5	4	1	1.0	18	1	0	0	-	0	0	1	0	0

CAREER NFL TRANSACTIONS

**2018** Selected by Los Angeles Chargers in the second round (48th overall) of NFL Draft, April 27...Signed rookie contract, May 11.

— 158 —





# DENZEL PERRYMAN ⚡ 52

LINEBACKER | MIAMI

5-11 | 240 lbs | CORAL GABLES, FLA.

DRAFT 2 - 2015

EXPERIENCE: 6TH NFL SEASON

6TH YEAR WITH CHARGERS

## CAREER HIGHLIGHTS

- ▶ Named AFC Defensive Player of the Week and was voted as the Castrol Edge Clutch Performer of the Week for his efforts in a Week 7 overtime win against the Falcons in 2016. He registered seven tackles (six solo), two tackles for loss and an interception that set up a late fourth quarter game-tying field goal while adding a tackle for loss in overtime on fourth-and-one to give the ball to the offense on the Atlanta 43-yard line.
- ▶ Eclipsed 300 career tackles last year by recording 68 on the season, his highest season total since 2016, and added the third interception of his career.
- ▶ Finished fifth on the team in 2018 with 64 tackles (41 solo) in nine starts despite missing the second half of the season on injured reserve with a knee injury.
- ▶ Led the team in 2016 with 80 tackles (54 solo), two sacks, the first interception of his career and a forced fumble, setting a career high with 11 starts.
- ▶ Was just five tackles shy of being the first Chargers rookie with a 100-tackle season in 2015, finishing second on the team with 95 tackles (72 solo) while adding a pair of sacks, nine tackles for loss and a forced fumble.

**2019:** Played in 14 games, starting 10 at LB, and was inactive one game...Dressed but did not play in another...Recorded 68 tackles (45 solo) and four tackles for loss...Added an INT, the third of his career...Eclipsed 300 total tackles and 200 career solo stops...**vs. Indianapolis (Sept. 8):** Played on a special teams snap...**at Detroit (Sept. 15):** Appeared on three plays on special teams...**vs. Houston (Sept. 22):** Made his first start of the season at LB, posting eight tackles (four solo)...Reached 200 career solo tackles...**at Miami (Sept. 29):** Started at LB, finishing with three tackles (two solo) and a tackle for loss...Sprinted up the middle to stop RB Mark Walton for a two-yard loss in the third quarter...**vs. Denver (Oct. 6):** Started at LB, totaling four tackles (three solo)...**vs. Pittsburgh (Oct. 13):** Posted four tackles (three solo) and a tackle for loss after opening the game at LB...Sprinted through the line to drop RB James Conner for a one-yard loss in the first quarter...**at Tennessee (Oct. 20):** Totaled eight tackles (five solo) after starting the game at

## HONORS AND AWARDS

**2019:** AFC Defensive Player of the Week  
(Week 7 at Atlanta)  
Castrol Edge Clutch Performer of the Week  
(Week 7 at Atlanta)

LB...**at Chicago (Oct. 27):** Played in the 50th game of his career, starting at LB...Recorded six tackles (two solo)...**vs. Green Bay (Nov. 3):** Recorded five tackles (four solo) and a tackle for loss after opening the contest at LB...Came up in the first quarter to drop RB Aaron Jones for a one-yard loss on a swing pass in the right flat after S Jaylen Watkins slowed Jones...**at Oakland (Nov. 7):** Was part of the 46-man active roster but saw no action...**vs. Kansas City (Estadio Azteca, Nov. 18):** Recorded seven tackles (five solo)...**at Denver (Dec. 1):** Recorded five tackles (four solo) and his first INT of the season...Dove to pick off the pass after undercutting the route of WR Tim Patrick...**at Jacksonville (Dec. 8):** Inactive (healthy scratch)...**vs. Minnesota (Dec. 15):** Started at LB, totaling four tackles (three solo) and a tackle for loss...**vs. Oakland (Dec. 22):** Produced eight tackles (six solo) after opening the game at LB...**at Kansas City (Dec. 29):** Started at LB, posting six tackles (four solo).

**2018:** Started nine games at ILB...Recorded 64 tackles (41 solo), a tackle for loss and two passes defended...Posted an INT, the second of his career, returning it 16 yards...Suffered a season-ending knee injury in the ninth game and was placed on injured reserve on Nov. 13...**vs. Kansas City (Sept. 9):** Finished with five tackles (four solo)...**at Buffalo (Sept. 16):** Tied for a team high with eight tackles (six solo)...**at Los Angeles Rams (Sept. 23):** Posted nine tackles (six solo)...**vs. San Francisco (Sept. 30):** Started at ILB for his 30th career start and participated on 47 defensive plays along with two on special teams...Registered seven tackles (four solo) and a pass defended...**vs. Oakland (Oct. 7):** Recorded nine tackles (five solo)...**at Cleveland (Oct. 14):** Posted a season-high 10 tackles (four solo)...**vs. Tennessee (Wembley Stadium, Oct. 21):** Registered nine tackles (eight solo) and a pass defended...Recorded the second INT of his career, picking off a pass in the red zone that was deflected at the line of scrimmage

by DE Melvin Ingram III...**at Seattle (Nov. 4):** Finished with seven tackles (four solo)...**at Oakland (Nov. 11):** Started at ILB and played two snaps on defense before suffering a season-ending knee injury.

**2017:** Placed on injured reserve on Sept. 4 to open the season after suffering an ankle injury in the first preseason game vs. Seattle (Aug. 13)... Began practicing after being designated for return on Oct. 18...Activated on Nov. 7...Appeared in seven games with six starts and was inactive for another... Posted 51 tackles (29 solo), two tackles for loss, two passes defended and a fumble recovery...**at Jacksonville (Nov. 12):** Returned from injury to start at ILB, playing 46 defensive snaps...Led the team with 11 tackles (eight solo), a tackle for loss and a pass defended...Made his first stop of the season five minutes into the game, tackling RB Leonard Fournette for no gain on an off-tackle run...**vs. Buffalo (Nov. 19):** Started at OLB, finishing with five tackles (three solo)...**at Dallas (Nov. 23):** Started at OLB...Totaled six tackles (four solo)...**vs. Cleveland (Dec. 3):** Opened the game at OLB...Recovered the first fumble of his career and registered 10 tackles (three solo), including a tackle for loss...Recovered the fumble forced by DE Joey Bosa on a strip-sack in the fourth quarter...**vs. Washington (Dec. 10):** Opened the game at ILB for the 25th start of his career, finishing with 10 tackles (four solo)...It marked back-to-back 10-tackle games...**at Kansas City (Dec. 16):** Started at OLB, assisting on two tackles before departing with a hamstring injury...**at New York Jets (Dec. 24):** Inactive (hamstring)...**vs. Oakland (Dec. 31):** Finished with four solo tackles and a pass defended.

**2016:** Named AFC Defensive Player of the Week for his efforts in a Week 7 overtime win against the Falcons: Seven tackles (six solo), two tackles for loss and an INT...Voted by fans as the Castrol Edge Clutch Performer of the Week as his INT set up a late fourth quarter game-tying field goal and he posted a tackle for loss in overtime on fourth-and-one to give the ball to the offense on the Atlanta 43-yard line... Played in 12 games with 11 starts...Posted a team-high 80 tackles (54 solo), two sacks, the first INT of his career and a forced fumble...Added a tackle on special teams...**Awards:** AFC Defensive Player of the Week (Week 7)...Castrol Edge Clutch Performer of the Week...**at Indianapolis (Sept. 25):** Led the team with 10 tackles, including a three-yard sack in

the second quarter on third-and-one to force a field goal attempt...**vs. New Orleans (Oct. 2):** Suffered a shoulder injury early in the second quarter and did not return...**at Oakland (Oct. 9):** Inactive (shoulder)...**vs. Denver (Oct. 13):** Posted a tackle for loss in the red zone to help force a Broncos field goal attempt...**at Atlanta (Oct. 23):** Named AFC Defensive Player of the Week for his efforts and was voted by fans as the Castrol Edge Clutch Performer of the Week...Posted seven tackles (six solo), two tackles for loss and an INT while playing through a shoulder injury...Set up a late fourth quarter game-tying field goal with the first INT of his career...In overtime, posted a tackle for loss on fourth-and-one to give the offense the ball at the Atlanta 43-yard line...**at Denver (Oct. 30):** Suffered a hamstring injury in the first half and did not return...**vs. Tennessee (Nov. 6):** Inactive (hamstring)...**at Houston (Nov. 27):** Returned from a two-week absence with a hamstring injury to post 10 tackles...**vs. Tampa Bay (Dec. 4):** Led the defense with 12 tackles...**at Cleveland (Dec. 24):** Posted a five-yard sack and a tackle for loss...Did not return after suffering a knee injury early in the fourth quarter...**vs. Kansas City (Jan. 1):** Inactive (knee).

**2015:** Started nine of 14 games played as a rookie, finishing second on the team with 95 tackles (72 solo)...Added two sacks, nine tackles for loss, a forced fumble and six tackles on special teams...**vs. Detroit (Sept. 13):** Made his NFL debut...**at Cincinnati (Sept. 20):** Posted five tackles on special teams, the most in a game by a Charger since 2011...**at Green Bay (Oct. 18):** Registered his first NFL start and posted a team-high nine tackles...**vs. Oakland (Oct. 25):** Suffered an arm injury in the first quarter and did not return...**at Baltimore (Nov. 1):** Inactive (arm)...**vs. Kansas City (Nov. 22):** Returned to action after missing two weeks with an arm injury, posting a 14-yard sack early in the fourth quarter...**at Jacksonville (Nov. 29):** Registered 12 tackles, including a tackle for loss...**vs. Denver (Dec. 6):** Led the defense with 15 tackles...**at Kansas City (Dec. 13):** Posted a team-high nine tackles, including two tackles for loss...**at Oakland (Dec. 24):** Led the team with 15 tackles and posted a nine-yard sack in the first quarter...**vs. Denver (Jan. 3):** Paced the squad with 12 tackles.

**COLLEGE:** Played four seasons (2011-14) at Miami, finishing his career with 47 games played and 37 starts...Posted 351 tackles, 4.5 sacks, 27 tackles for loss, seven forced fumbles and two INTs...Led the Hurricanes in tackles as a senior (110) and junior (108)...Three-time All-Atlantic Coast Conference selection (first-team as a senior and junior by conference coaches, and first-team by *Sporting News* as a junior)...With 110 tackles (79 solo), 9.5 tackles for loss, two sacks, three forced fumbles, six passes defended and an INT as a senior, earned third-team All-America honors from *The Associated Press* and was a Butkus Award finalist...Named an honorable mention All-American by *Sports Illustrated* as a junior, finishing the 2013 season with 108 tackles (69 solo) five tackles for loss, 1.5 sacks, a forced fumble and three passes defended...Received the team's Hard Hitter Award and Defensive Most Valuable Player honors following his junior campaign...Posted 69 tackles (47 solo) as a true freshman to lead all ACC freshman...Added 6.5 tackles for loss, a sack and two forced fumbles in his first year.

**PERSONAL:** Given name Denzel Lamar Perryman... Nicknames are 'DP,' and 'Prez'...Born in Miami, Fla. ...Has a son, Styles, and two daughters, Ella and Evee...His father, Desmond Sr., played LB and FB at his alma mater, Coral Gables High...Older brother, Quintero Frierson, played at Coral Gables before playing at Rutgers and seeing action at LB in two seasons (2005-06)...Other elder brother, Desmond Jr., played for South Miami (Fla.) High before moving on to play at North Carolina Methodist...Younger brother, Derrius, wrapped up his Coral Gables career in 2019...Participated in an on-field yoga session at Hoag Performance Center in October 2019 with Susie Spanos, Hall of Fame RB LaDainian Tomlinson and nearly 30 breast cancer survivors...Hosted free youth football camps in his hometown...Hosted a Breakfast with Santa through his foundation this past December...Studied sociology at Miami...**High School:** Earned Area Defensive Player of the Year honors as a junior at Coral Gables (Fla.) High after registering 126 solo tackles...Finished his senior year with 137 tackles, seven tackles for loss, four sacks and an INT that he returned for a TD...Racked up 105 tackles, four sacks and two INTs as a sophomore... Lettered four years in football, playing linebacker and tight end while also seeing action at kicker and punter... Lettered one year in basketball.

### DENZEL PERRYMAN NFL STATISTICS

		- Tackles -								- Interceptions -					- Fumbles -				
Year	Team	GP	GS	Total	Solo	Asst	Sacks	Yds	TFL	No.	Yds	Lg	TD	PD	FF	FR	Yds		
2015	San Diego	14	9	95	72	23	2.0	23	9	0	0	-	0	0	1	0	0		
2016	San Diego	12	11	80	54	26	2.0	8	0	1	1	1	0	1	1	0	0		
2017	Los Angeles Chargers	7	6	51	29	22	0.0	0	2	0	0	-	0	2	0	1	0		
2018	Los Angeles Chargers	9	9	64	41	23	0.0	0	1	1	16	16	0	2	0	0	0		
2019	Los Angeles Chargers	14	10	68	45	23	0.0	0	4	1	0	0	0	1	0	0	0		
NFL Totals		56	45	358	241	117	4.0	31	16	3	17	16	0	6	2	1	0		
POSTSEASON				- Tackles -								- Interceptions -					- Fumbles -		
Year	Team	GP	GS	Total	Solo	Asst	Sacks	Yds	TFL	No.	Yds	Lg	TD	PD	FF	FR	Yds		
2018	Los Angeles Chargers	0	0	- Injured Reserve -															

### CAREER NFL TRANSACTIONS

- 2015** Selected by San Diego Chargers in the second round (48th overall) of NFL Draft, May 1...Signed rookie contract, May 13.
- 2017** Placed on Reserve/Injured (ankle), Sept. 4...Transitioned to Reserve/Injured; Designated for Return, Oct. 18...Activated from Reserve/Injured; Designated for Return, Nov. 7.
- 2018** Placed on Reserve/Injured (knee), Nov. 13.
- 2019** Signed contract extension, March 11.



# TREY PIPKINS III ⚡ 79

**TACKLE | SIOUX FALLS**

6-6 | 307 lbs | APPLE VALLEY, MINN.

DRAFT 3 - 2019

EXPERIENCE: 2ND NFL SEASON

2ND YEAR WITH CHARGERS

## CAREER HIGHLIGHTS

- ▶ Made three starts at LT as a rookie last year while seeing action in a total of 13 games.
- ▶ Became the second-ever player drafted out of Sioux Falls, joining P Brian Hansen – who was drafted in the ninth round (237th overall) by New Orleans in the 1984 NFL Draft.

**2019:** Played in 13 games with three starts at LT and was inactive twice...Dressed but did not play in another...Paved the way for RB Melvin Gordon III to register a 100-yard rushing performance in Week 10...**vs. Indianapolis (Sept. 8):** Made his NFL debut, seeing time on five special teams snaps...**at Detroit (Sept. 15):** Played four snaps on special teams...**vs. Houston (Sept. 22):** Participated on four special teams snaps...**at Miami (Sept. 29):** Made the first appearance on offense of his career, finishing with six snaps on offense and seven on special teams...**vs. Denver (Oct. 6):** Participated on four special teams plays...**vs. Pittsburgh (Oct. 13):** Played four snaps on special teams...**at Tennessee (Oct. 20):** Played a snap on offense and five on special teams...**at Chicago (Oct. 27):** Participated on four special teams snaps...**vs. Green Bay (Nov. 3):** Saw action on two offensive plays and eight on special teams...**at Oakland (Nov. 7):** Played 70 snaps at LT, replacing an injured T Russell Okung...Paved the way for a rushing attack that put up 146 yards, including 108 by Melvin Gordon III for the team's first 100-yard rusher of the season...**vs. Kansas City (Estadio Azteca, Nov. 18):** Played all 79 offensive snaps and four on special teams after starting at LT...Blocked for Philip Rivers to record his sixth 300-yard performance and for the offense to post 400-plus yards for the second time in three weeks...**at Denver (Dec. 1):** Was on the 46-man active roster, but did not see any action...**at Jacksonville (Dec. 8):** Inactive (healthy scratch)...**vs. Oakland (Dec. 22):** Started at LT, playing 32 offensive snaps...Provided time for Philip Rivers to complete nearly 70 percent of his pass attempts on the day...**at Kansas City (Dec. 29):** Blocked for the offense to rush for over 100 yards while giving Philip Rivers time to complete 67.4 percent of his passes...Played 63 offensive snaps and three on special teams after starting at LT.

## BEYOND THE BOLT



*In 2019, Pipkins joined fellow linemen T Trent Scott and T Tyree St. Louis in the team's Boys & Girls Club Metro Los Angeles Gift Giveaway. Members of the Chargers organization contributed gifts through a giving tree placed in the team's headquarters while the players delivered the gifts to the Watts/Willowbrook and Venice Clubhouses.*

**COLLEGE:** Played four seasons (2015-18) at Sioux Falls after redshirting in 2014, earning first-team All-America recognition as a senior from *The Associated Press*...Twice was named second-team All-Northern Sun Intercollegiate Conference, doing so as a sophomore and a junior, before earning first-team All-NSIC honors as a senior...As a senior, blocked for Harlon Hill Award finalist Gabriel Watson, who led the nation in rushing yards-per-game (177.9) and rushing TDs (26)...Part of a line that paved the way for All-American RB Max Mickey to rush for a school-record 1,764 yards in 2016.

**PERSONAL:** Given name James Earl Pipkins III...Nickname is 'Trey'...Born in Winfield, Ill. ...Father, James, played football at Iowa...Mother, Trisha, played college basketball at Iowa...In the offseason, participated in 'All Black Lives Matter' marches calling for police reform with teammates...Can juggle...Mentored middle school students...Earned a degree in sports management from Sioux Falls...**High School:** Blocked for an offense that appeared in the Minnesota State Playoffs as a senior OL at Apple Valley (Minn.) High...Caught a TD pass in Apple Valley's shutout win over Minneapolis Washburn in the 2013 section tournament...Won the starting LT job as a junior, helping QB Tommy Singer set school records for passing yards and TDs...Lettered two years in football, two in basketball and three in track & field.

## TREY PIPKINS III NFL GAMES

Year	Team	GP	GS
2019	Los Angeles Chargers	13	3

## CAREER NFL TRANSACTIONS

**2019** Selected by Los Angeles Chargers in the third round (91st overall) of NFL Draft, April 26...Signed rookie contract, June 14.



# MIKE POUNCEY ⚡ 53

CENTER | FLORIDA

6-5 | 298 lbs | LAKELAND, FLA.

FREE AGENT - 2018

EXPERIENCE: 10TH NFL SEASON

3RD YEAR WITH CHARGERS

## CAREER HIGHLIGHTS

- ▶ Four-time Pro Bowl selection (2013-15, '18 seasons) and named All-Rookie by the Professional Football Writers of America in 2011.
- ▶ Part of a line that protected QB Philip Rivers in a Week 12 win over Arizona in 2018 to set the all-time mark for single-game consecutive completions (25) and a team record for single-game completion percentage with at least 20 attempts (96.6).
- ▶ In 2018, blocked for RB Melvin Gordon III to post a five-game streak with 120-plus scrimmage yards and at least one scrimmage touchdown, the longest such streak in a decade (RB Jamaal Charles, 2007).
- ▶ Paved the way for a Dolphins offense that produced seven 100-yard rushing games in 2017.
- ▶ In 2014, blocked for the first offense in Dolphins history to register a 1,000-yard rusher (RB Lamar Miller) and a 4,000-yard passer (QB Ryan Tannehill).
- ▶ Became just the sixth Dolphins rookie offensive lineman to start all 16 games when he did so in 2011, joining T Jake Long (2008), C Samson Satele (2007), T Wade Smith (2003), T Todd Wade (2000) and T Richmond Webb (1990).

**2019:** Started five games at C, blocking for RB Austin Ekeler to total the most yards from scrimmage by a RB over the first two games in a season in team annals with 287 yards and to post 100-plus scrimmage yards and a TD in three of the first four contests...Part of a unit that blocked for QB Philip Rivers to record a three-TD performance and three 300-yard games, good for sole possession of the fourth-most 300-yard performances in NFL history...Paved the way for the offense to post 400-plus yards in each of the first two games...Placed on injured reserve on Oct. 9 with a neck injury...**vs. Indianapolis (Sept. 8):** Blocked for Austin Ekeler to become the fifth player in the last decade to post 150-plus yards from scrimmage and three scrimmage TDs in a season opener...Kept Philip Rivers upright to throw for 333 yards and three TDs while completing 73.5 percent of his passes (121.3 rating)...Paved the

## HONORS AND AWARDS

- 2018:** 2019 NFL Pro Bowl Selection (Fourth)
- 2015:** 2016 NFL Pro Bowl Selection (Third)
- 2014:** 2015 NFL Pro Bowl Selection (Second)
- 2013:** 2014 NFL Pro Bowl Selection (First)
- 2011:** Professional Football Writers of America All-Rookie (C)

way for a rushing attack that averaged 6.0 yards-per-attempt...Threw a block on S Clayton Geathers on a screen pass that resulted in Ekeler's 55-yard TD...Blocked LB Darius Leonard to free RB Justin Jackson for a 23-yard gain...**at Detroit (Sept. 15):** Blazed the trail for another efficient rushing attack that posted 137 yards and a score on 25 attempts (5.5 avg.)...Blocked for Austin Ekeler to finish with 133 yards from scrimmage, giving him 287 in the first two weeks for the most by a RB in team annals over the first two games of a season...Blocked DB Tracy Walker on a 25-yard gain by Ekeler on a screen...**vs. Houston (Sept. 22):** Provided time for Philip Rivers to record a 101.5 passer rating and throw for 318 yards, his 64th 300-yard performance of his career to break a tie with Hall of Fame QB Dan Marino for No. 4 in NFL history...Had a block on S Jahleel Addae to spring Austin Ekeler free for a 10-yard gain on third-and-seven on a screen pass in the first quarter...**at Miami (Sept. 29):** Kept Philip Rivers upright to throw for 310 yards and two TDs while registering a 131.9 passer rating, giving the Bolts a 29-0 record when Rivers eclipses a 130 rating...Helped Rivers become the ninth QB in NFL history with 120 career regular-season victories...Blocked for Austin Ekeler to total 122 scrimmage yards and two TDs, making him the second undrafted RB (Priest Holmes in 2002 and '03) in the common draft era (since 1967) to have 100-plus yards from scrimmage and a TD in three of his team's first four games of a season...**vs. Denver (Oct. 6):** Kept Philip Rivers upright to find Austin Ekeler for a franchise-record 15 receptions...Played 42 offensive snaps before exiting due to a neck injury.



## BEYOND THE BOLT



*Pouncey participated in the NFL's My Cause, My Cleats initiative in 2018. He donned cleats that were designed to create awareness of the efforts of the Team Pouncey foundation, which was created by him and his twin brother, Maurkice. Team Pouncey has provided more than \$10 million in impact to at-risk youth through grants and programs. The foundation promises to inspire children and enable them to realize their potential to build a better future through community events, charitable giving, grants and other programs.*

*On June 29, 2019, Mike and Maurkice Pouncey held their ninth-annual "Team Pouncey 2 Of A Kind Football Camp and Cheer/Dance Clinic" at their alma mater, Lakeland (Fla.) High. The camp is free for children ages 7-14 and teaches local children fundamental football skills with an emphasis on good sportsmanship, academic success, respect and leadership. The 2020 camp was canceled due to the COVID-19 pandemic.*

**2018:** Selected to his fourth Pro Bowl...Started all 16 games at C...Part of a line that protected QB Philip Rivers to pass Hall of Fame QB Fran Tarkenton for the sixth-most career TD passes in NFL history and Hall of Fame QB John Elway for the eighth-most passing yards in league annals...Blocked for Rivers to pass Hall of Fame QB Terry Bradshaw and New York Giants QB Eli Manning to tie Hall of Fame QB Johnny Unitas for the 10th-most regular-season victories by a QB...Gave Rivers time to post two games with 400-plus yards, five with 300-plus yards and four three-TD contests...Protected Rivers to set a team mark with multiple TD passes in the first 12 games of the season and 13-straight contests dating back to 2017, becoming the fourth QB in history to have multiple TD passes in the first 12 games to open a season...Kept Rivers upright to post a passer rating of at least 90 in each of the first 14 games this season, becoming the third QB to do so in each of the first 14 games of a season in NFL history...Protected Rivers to post the most efficient game in NFL history, setting all-time marks for single-game consecutive completions (25) and single-game completion percentage with at least 20 pass attempts (96.6)...Kept Rivers upright to throw 13 TD passes in the first five games, 15 in the first six contests and 17 in the team's first seven games, tying for the most in his career through five, six and seven games, respectively, to start a season...Blocked for the NFL's No. 11 offense, posting 372.6 yards-per-game...Contributed on a line that blocked for a rushing attack that posted over 100 yards in five of the first six games, including each of the first four...Blocked for RB Melvin Gordon III to become the sixth Charger to reach 3,000 career rushing yards and post three 100-yard games...Paved the way for Gordon to record the first five-game streak with at least one scrimmage TD and 120-plus yards from scrimmage in a decade (RB Jamaal Charles, 2007)...Started at C in both playoff games...**Awards:** Pro Bowl Selection (Fourth)...**vs. Kansas City (Sept. 9):** Blocked for the offense to total a Week 1-high 541 net yards, including

123 on the ground...Protected Philip Rivers to throw for 424 yards and three TDs for a 103.7 passer rating...**at Buffalo (Sept. 16):** Kept Philip Rivers upright to complete 85.2 percent of his passes for 256 yards and three TDs (143.2 passer rating)...It marked Rivers' 54th three-TD performance (second of the season) and the fifth-best single-game passer rating of his career (min. 20 attempts)...Paved the way for an offense that rushed for 100-plus yards for the second time in as many weeks...Blocked for RB Austin Ekeler to record a single-game career-high 77 rushing yards and for Melvin Gordon to match a career best with three total TDs (one rushing, two receiving)...Blocked S Jordan Poyer at the line of scrimmage to help spring Gordon free on his 20-yard TD run...**at Los Angeles Rams (Sept. 23):** Protected Philip Rivers to throw for 226 yards and two TDs, registering a 105.7 passer rating...Blocked for an offense that posted 141 rushing yards on 20 carries (7.1 avg.)...Provided a sealing block for Austin Ekeler to post a game-long 32-yard carry in the third quarter...**vs. San Francisco (Sept. 30):** Blocked for Melvin Gordon to record his first 100-yard rushing game of the season, finishing with 104 yards...It marked the fourth-straight contest where the offense posted at least 100 rushing yards...Protected Philip Rivers to throw for three TDs...**vs. Oakland (Oct. 7):** Provided time for Philip Rivers to throw for 339 yards and register a 143.4 passer rating, the best rating of his career against Oakland...Pulled to the left in front of Melvin Gordon to block CB Gareon Conley, helping spring Gordon for a game-long 16-yard gain...**at Cleveland (Oct. 14):** Started at C and played 42 offensive snaps, marking career game played and career start No. 100...Paved the way for the offense to register 449 yards of offense, including a season-high 246 on the ground, which was the most by a Chargers offense since 2008...Blocked for Melvin Gordon to post a single-game career high three rushing TDs, including a key block on Gordon's second TD of the day...Protected Philip Rivers to reach 15 TDs on the year, tying for the most of his career through the first six games of a season...Combined with T Sam Tevi to block DB Jabrill Peppers on a 16-yard screen pass to WR Keenan Allen in the second quarter...**vs. Tennessee (Wembley Stadium, Oct. 21):** Provided time for Philip Rivers to throw two TDs and 306 yards, registering a 137.7 passer rating, his sixth rating of 100-plus for the year...The two TDs put Rivers at 17 for the season, tying for the most through the first seven games of a season in his career...Blocked OLB Sharif Finch to spring Austin Ekeler free for an 11-yard gain in the third quarter...**at Seattle (Nov. 4):** Blocked for Melvin Gordon to post his third 100-yard rushing output of the season, registering a TD and 113 yards on 16 attempts (7.1 avg.)...Protected Philip Rivers to throw for two TDs, 228 yards and a 105.9 passer rating...Provided time for Rivers to record his seventh game of the season with a passer rating over 100, the most through the first eight games of a season in his career...**at Oakland (Nov. 11):** Blocked for Melvin Gordon to post 165 yards from scrimmage and a TD for the fifth-straight game, the longest streak since 2007 (Jamaal Charles)...Protected Philip Rivers to throw for two TDs and 223 yards (105.1 passer rating) for his eighth game of 2018 with a passer rating of 100-plus, good for the most of his career through nine games in



a season...**vs. Denver (Nov. 18):** Provided time for Philip Rivers to throw for 401 yards, his 11th career 400-yard output, and two TDs, his team-record 11th-straight game with multiple TD passes (dating back to 2017)...Paved the way for Melvin Gordon to post his sixth-straight game with at least 120 yards from scrimmage...**vs. Arizona (Nov. 25):** Helped keep Philip Rivers upright to record the most efficient game in NFL history, setting all-time marks for single-game consecutive completions (25) and single-game completion percentage with at least 20 pass attempts (96.6)...Protected Rivers to become the fourth-ever QB to post multiple TD passes in each of the first 11 games to open a season, with the game marking the 56th three-TD game of Rivers' career...Part of a line that paved the way for a rushing attack to post 178 yards...Blocked LB Haason Reddick to help Melvin Gordon score on a 28-yard carry in the second quarter...**at Pittsburgh (Dec. 2):** Provided time for Philip Rivers to become the fourth QB in history to record 12-consecutive games to open a season with multiple TDs and the third QB ever to post 12-straight games to start a season with a 90-plus passer rating...Blocked for Rivers to record 299 passing yards and two TDs for a 115.4 passer rating on 26-of-36 passing (72.2 pct.)...Part of a line that blocked for a rushing attack that posted 83 yards on 13 attempts (6.4 avg.) in the second half...**vs. Cincinnati (Dec. 9):** Part of a line that protected Philip Rivers to extend his streak of games with a touchdown pass to 26 straight...Paved the way for Austin Ekeler to register a rushing TD and 66 yards on 15 attempts (4.4 avg.)...Provided a block to spring Ekeler free for an 18-yard gain in the first quarter...**at Kansas City (Dec. 13):** Blocked for Philip Rivers to throw for 313 yards, the 62nd 300-yard performance of his career, to tie Hall of Fame QB Brett Favre for the fifth-most in NFL history...Kept Rivers upright to lead a fourth quarter comeback win and toss a TD in the 27th-straight game...Part of a line that allowed Rivers to fire 30 TDs on the year, giving him six campaigns with at least 30, the fifth-most in history...**vs. Baltimore (Dec. 22):** Threw a block on Melvin Gordon's 13-yard run to set up a TD carry two plays later...**at Denver (Oct. 30):** Started at C and saw action on 49 of the plays on offense...**at Baltimore (AFC Wild Card, Jan. 6):** Saw the first postseason action of his career, starting at C and playing all 73 offensive snaps...Blocked on a line that allowed just one sack to a Baltimore pass rush that had more than 40 on the season...**at New England (AFC Divisional, Jan. 13):** Part of a line that blocked for Philip Rivers to throw for a postseason single-game career-high 331 yards...Played all 71 snaps on offense after starting at C...**vs. NFC (2019 Pro Bowl, Jan. 27):** Part of an offensive line that protected QBs Andrew Luck, Patrick Mahomes and Deshaun Watson to throw for a combined 365 yards while allowing just one sack...On his first play, protected Mahomes to complete a 33-yard pass down the right sideline to TE Jared Cook...Had a block on DE Danielle Hunter on a two-yard carry by DE Melvin Ingram III in the fourth quarter to move the chains.

**2017:** Started all 16 games at C for the third time in his career...Part of an offensive line that finished just outside of the top-10 in sacks allowed...Blocked for the offense to post seven 100-yard rushing performances...**at Los Angeles Chargers (Sept. 17):** Paved the path for RB Jay Ajayi to record 122 rushing yards on 28 attempts (4.4 avg.)...Allowed QB Jay Cutler time to complete 72.7 percent of his passes and record a 101.8 passer rating...**vs. Tampa Bay (Nov. 19):** Provided time for QB Matt Moore to throw for 282 yards and a TD following an injury to Jay Cutler...Led the way for the offense to record a season-high 448 total yards, including 365 through the air...**vs. Denver (Dec. 3):** Paved the way for the offense to post a season-high 145 rushing yards, including 120 by RB Kenyan Drake...Provided blocking for Drake to post a 42-yard TD run in the third quarter...**at Buffalo (Dec. 17):** Helped the team post its third-straight 100-yard rushing game and average just under five yards-per-carry.

**2016:** Opened five games at C before suffering a hip injury...Missed eight games with injury, including the first four of the season, before being placed on injured reserve on Dec. 13...Was penalized once and did not allow a sack in his five games...**vs. Tennessee (Oct. 9):** Made his first start of the season...Protected QB Ryan Tannehill to complete 66.7 percent of his passes for 191 yards...**vs. Pittsburgh (Oct. 16):** Part of a line that did not allow a sack on the day...Provided time for Ryan Tannehill to post a 97.4 passer rating and blocked for RB Jay Ajayi to run for 204 yards, the sixth-highest single-game total in team annals...It was the first game in his lifetime that he played against his brother, C Maurice Pouncey...**vs. Buffalo (Oct. 23):** Paved the way for Jay Ajayi to rush for a career-high 214 yards, the third-most in franchise history...Blocked for Ryan Tannehill to complete 15-of-20 passing (60.0 pct.) for 204 yards and a TD (99.4 passer rating)...**vs. New York Jets (Nov. 6):** Blocked for Jay Ajayi to top 100 yards for the third-straight week...Ajayi finished with 111 yards and a TD on 24 carries (4.6 avg.)...**at San Diego (Nov. 13):** Protected Ryan Tannehill to complete 70.1 percent of his passes for 240 yards and two TDs, resulting in a season-high 130.6 passer rating.

**2015:** Selected to his third Pro Bowl, but did not participate and was replaced by New York Jets C Nick Mangold...Started 14 games and was inactive for two others...Helped QB Ryan Tannehill finish ninth in the NFL with 4,208 passing yards...Blocked for RB Lamar Miller to tie his career high with eight rushing TDs...The Pro Bowl nod was the third-straight, marking the most consecutive by a Dolphins lineman since Keith Sims went to three-straight following the 1993-95 seasons...**Awards:** Pro Bowl Selection (Third)...Voted by teammates as the team's Don Shula Leadership Award winner...Awarded by media members with the Good Guy Award...**at Tennessee (Oct. 18):** Started at C, helping the offense total 434 yards, including 180 rushing...**vs. Houston (Oct. 25):** Blocked for an offense that registered season highs in total yards (503) and rushing yards (248), paving the way for Lamar Miller's second-straight 100-yard game...Protected Ryan Tannehill to record the first perfect passer rating of his career (158.3), as he completed 18-of-19 passes (94.7 pct.) for 282 yards and four TDs, including one for 54 yards.

**2014:** Selected to his second Pro Bowl, this time at RG after being selected at C the previous year...Started 12 games at RG and was inactive the first four games of the season due to a hip injury...Part of an offense that moved the chains for 361 first downs, the second-most in a single season in Dolphins history...Paved the way for RB Lamar Miller to eclipse the 1,000-yard rushing mark, finishing the year with 1,099...Protected QB Ryan Tannehill to throw for 4,045 passing yards, the most by a Dolphins passer since Hall of Fame QB Dan Marino totaled 4,453 in 1994...It marked the first season in franchise history that the team had both a 1,000-yard rusher and a 4,000-yard passer...**Awards:** Pro Bowl Selection (Second)...**vs. New England (Sept. 7):** Inactive (hip)...**vs. Green Bay (Oct. 12):** Started at RG, the first start of his career that was at a position other than C...**at Chicago (Oct. 19):** Started at RG, protecting for Ryan Tannehill to complete 25-of-32 passes (78.1 pct.) for 277 yards and two TDs (123.6 passer rating)...**vs. San Diego (Nov. 2):** Part of an offense that totaled 441 yards...Started at RG and contributed along an offensive line that did not allow a sack...**vs. Minnesota (Dec. 21):** Helped the offense to set a single-game team record with 36 first downs as Ryan Tannehill threw four TD passes...**vs. New York Jets (Dec. 28):** Started at RG, helping Lamar Miller rush for 178 yards, including a 97-yarder in the third quarter to tie for the third-longest run in NFL history...**vs. Team Irvin (2015 Pro Bowl, Jan. 25):** Started for Team Carter at RG next to his brother, Pittsburgh C Maurkice Pouncey...Blocked for starting QB Andrew Luck to complete nine passes on 10 attempts (90.0 pct.) for 119 yards and two TDs (155.8 passer rating).

**2013:** Selected to his first Pro Bowl...Started 14 games at C, missing two due to illness...The Pro Bowl selection made him the fourth Dolphins C to be chosen and the first since C Tim Ruddy in 2000...Blocked for QB Ryan Tannehill to throw for 3,913 yards and 24 TDs with 17 INTs while completing 30.4 percent of his passes (81.7 passer rating)...Provided time for Tannehill to post four games with 300-plus yards...Part of a line that blocked for the offense to post 150-plus rushing yards in three games...**Awards:** Pro Bowl Selection (First)...**at Indianapolis (Sept. 15):** Blocked for Ryan Tannehill to throw for 319 yards and a TD on 23-of-34 passing (67.6 pct.) for a 107.4 passer rating...**vs. Cincinnati (Oct. 31):** Paved the way for RB Lamar Miller to post 105 rushing yards on 16 attempts (6.6 avg.), his lone 100-

yard performance on the year...**vs. San Diego (Nov. 17):** Inactive (illness)...**vs. New England (Dec. 15):** Protected Ryan Tannehill to post a season-high 120.6 passer rating...Tannehill completed 25 passes on 37 attempts (67.6 pct.) for 312 yards and three TDs...**vs. Team Rice (2014 Pro Bowl, Jan. 26):** Started at C for Team Sanders and protected starting QB Andrew Luck to throw a 36-yard TD to WR DeSean Jackson on the team's opening possession.

**2012:** For the second-straight year, started all 16 games at C...Part of an offensive line that paved the way for five games with 180-plus rushing yards...Led an offense to record three 400-yard games...Blocked for RB Reggie Bush to record 986 yards and six TDs...**Awards:** Voted by teammates as the team's Don Shula Leadership Award winner...**vs. Oakland (Sept. 16):** Blocked for an offense that totaled a season-high 263 rushing yards...Part of a line that helped Reggie Bush record 172 yards and two TDs on 26 attempts (6.6 avg.)...**at Arizona (Sept. 30):** Blocked for an offense to register season highs in total yards (480) and passing yards (394)...Protected QB Ryan Tannehill to throw for a career-high 431 yards...**vs. Buffalo (Dec. 23):** Paved the way for the offense to record 182 rushing yards, the second-straight week with 180-plus...Provided time for Ryan Tannehill to throw two TD passes to Reggie Bush.

**2011:** Opened all 16 games at C, becoming just the sixth Dolphins rookie offensive lineman to start all 16 games, joining T Jake Long (2008), C Samson Satele (2007), T Wade Smith (2003), T Todd Wade (2000) and T Richmond Webb (1990)...Helped the offensive line produce seven 100-yard performances and 200-plus rushing yards twice in a three-week span...**vs. New England (Sept. 12):** Made his NFL debut, opening the game at C...Helped the offense total a season-high 488 yards...**vs. Oakland (Dec. 4):** Paved the path for a rushing offense to post 209 yards...**at Buffalo (Dec. 18):** Blocked for the offense to register a season-high 254 rushing yards...The offense recorded its second 400-yard performance of the season.

**COLLEGE:** Played four seasons (2007-10) at Florida, appearing in 54 career games with 45 starts... Made starts at RG (28 games), C (13) and weak-side DT (four)...Part of a Gators team that won the BCS National Championship in 2008...As a senior, started all 13 games, including the Outback Bowl...Was selected to play in the Under Armour Senior Bowl... Named second-team All-Southeastern Conference by *The Associated Press*...Saw action on the defensive line as a true freshman, starting the final four games due to several injuries at DT...Picked off the first pass of his career in the fourth quarter of the Capital One Bowl against Michigan, returning the INT nine yards.

**PERSONAL:** Given name James Michael Pouncey... Last name pronounced POUNCE-ee...Born in Bartow, Fla. ...Has a daughter, Janiyah, and a son, Kayden... Twin brother, Maurkice, is a two-time All-Pro by *The Associated Press* and a six-time Pro Bowl selection after being chosen 18th overall by the Pittsburgh Steelers

in the 2010 NFL Draft...This past offseason, purchased a boat with his brother that they detailed in the colors of their alma mater, the University of Florida... Participated in the Dolphins Cancer Challenge Celebrity Golf Tournament in 2016...Gives to the community through events with the Team Pouncey Foundation, which he created with his brother...Hosts an annual football and cheer camp with his brother in their hometown...Participates in Community Corner, where he purchases season tickets and donates them to local youth and nonprofit organizations...Earned a degree in sociology from Florida...**High School:** As a senior at Lakeland (Fla.) High in 2006, led the team to its 45th-straight win, third-consecutive 5A state championship and third-straight *USA Today* National Championship...Was part of an offensive line for a team that posted 4,000 rushing yards en route to the 2006 national title...Rated by Scout.com and Rivals.com as the top G in the nation...Earned All-State honors as a junior.

## CAREER NFL TRANSACTIONS

<b>2011</b>	Selected by Miami Dolphins in the first round (15th overall) of NFL Draft, April 28...Signed rookie contract, July 31.
<b>2014</b>	Had fifth-year team option exercised on rookie contract by Dolphins, April 29.
<b>2015</b>	Signed contract extension, April 13.
<b>2016</b>	Placed on Reserve/Injured (hip), Dec. 13.
<b>2018</b>	Released by Dolphins, March 15...Signed by Los Angeles Chargers as free agent, March 20.
<b>2019</b>	Signed contract extension, Sept. 3...Placed on Reserve/Injured (neck), Oct. 9.

## MIKE POUNCEY NFL GAMES

Year	Team	GP	GS
2011	Miami	16	16
2012	Miami	16	16
2013	Miami	14	14
2014	Miami	12	12
2015	Miami	14	14
2016	Miami	5	5
2017	Miami	16	16
2018	Los Angeles Chargers	16	16
2019	Los Angeles Chargers	5	5
<b>NFL Totals</b>		<b>114</b>	<b>114</b>

POSTSEASON		GP	GS
Year	Team		
2018	Los Angeles Chargers	2	2

*On injured reserve for Dolphins' game during 2016 postseason.*



# SCOTT QUESSENBERRY ⚡ 61

CENTER/GUARD | UCLA

6-3 | 310 lbs | LA COSTA, CALIF.

DRAFT 5 - 2018

EXPERIENCE: 3RD NFL SEASON

3RD YEAR WITH CHARGERS

## CAREER HIGHLIGHTS

- ▶ Paved the way last season for RB Austin Ekeler to record the 35th performance in NFL history with 100 yards rushing and receiving in the Week 14 win at Jacksonville.
- ▶ Started nine games at C in 2019 while seeing action in all 16 for the first time in his career.

**2019:** Appeared in all 16 games with nine starts at C, helping the offense top 150 rushing yards in his second start...Paved the way for RB Austin Ekeler to become the second-ever Charger to post 100 yards rushing and receiving in a single game (Lionel James, 1985) and RB Melvin Gordon III to register a 100-yard rushing performance...**vs. Indianapolis (Sept. 8):** Played 10 special teams snaps...**at Detroit (Sept. 15):** Saw action on 10 plays on special teams...**vs. Houston (Sept. 22):** Participated on 11 snaps on special teams...**at Miami (Sept. 29):** Saw his first action on offense of the season, totaling six plays on offense and 11 on special teams...**vs. Denver (Oct. 6):** Played on an offensive snap and 10 on special teams...**vs. Pittsburgh (Oct. 13):** Contributed on nine special teams plays...**at Tennessee (Oct. 20):** Played at C after an injury to G Forrest Lamp...Blocked for Philip Rivers to throw for 329 yards, his fifth such performance of the season...Protected Rivers to pass Pittsburgh QB Ben Roethlisberger and New York Giants QB Eli Manning for No. 6 on the all-time passing yards list...**at Chicago (Oct. 27):** Played all 45 snaps on offense and four on special teams, starting the first game of his career...Provided time for Philip Rivers to reach 400 combined TD passes (regular-season and postseason combined), making him the sixth QB in history to reach that teams...**vs. Green Bay (Nov. 3):** Played all 71 offensive snaps after starting at C...Part of a line that blocked for an offense to post 442 total net yards, including a season-high 159 on the ground...**at Oakland (Nov. 7):** Started at C, playing all 77 offensive snaps and four on special teams...Paved the way for a rushing attack that put up 146 yards, including 108 by Melvin Gordon III for the team's first 100-yard rusher of the season...Had a block for Gordon to post a 25-yard carry in the third

## BEYOND THE BOLT



Volunteered in September alongside teammates, Carson High football players and employees from Albertsons and Tyson Foods to distribute 40,000 pounds of protein to non-profit partners of the Los Angeles Regional Food Bank during Hunger Action Month.

In September 2018, Quessenberry participated in the team's annual shoe distribution with WSS in Los Angeles. Chargers players, Charger Girls and staff were paired with 450 students from the 10 elementary schools in Inglewood Unified School District. Each student picked out a new pair of shoes and a backpack for the upcoming school year.

A lifelong Chargers fan, Quessenberry chose to wear No. 61 to honor former Chargers C Nick Hardwick. Quessenberry grew up watching Hardwick play for the Bolts, earning a Pro Bowl nod for his performance in the 2006 season and be named to the Chargers' 50th Anniversary Team.

quarter...**vs. Kansas City (Estadio Azteca, Nov. 18):** Played all 79 offensive snaps after starting at C...Blocked for Philip Rivers to record his sixth 300-yard performance of the season and for the offense to post 400-plus yards for the second time in three weeks...**at Denver (Dec. 1):** Played all 66 snaps on offense, blocking for a unit that put up 359 yards of offense and 115 rushing yards, including 99 by Melvin Gordon...**at Jacksonville (Dec. 8):** Part of a line that blocked for the offense to post 525 total net yards, including 195 on the ground...Paved the way for Austin Ekeler to register over 100 yards rushing and 100 yards receiving, the second-ever Charger to do so (Lionel James, 1985)...**vs. Minnesota (Dec. 15):** Started at C, playing all 62 snaps on offense...Blocked for Philip Rivers to post over 300 passing yards for the eighth time of the season...**vs. Oakland (Dec. 22):** Started at C, playing all 61 offensive snaps...Provided time for Philip Rivers to complete nearly 70 percent of his pass attempts on the day...**at Kansas City (Dec. 29):** Blocked for the offense to rush for over 100 yards while giving Philip Rivers time to complete 67.4 percent of his passes...Played all 77 offensive snaps and three on special teams after starting at C.

**2018:** Appeared in 15 games and was inactive for another...Participated in both postseason contests...**vs. Kansas City (Sept. 9):** Inactive (healthy scratch)...**at Buffalo (Sept. 16):** Made his NFL debut, appearing on five special teams plays...**at Los Angeles Rams (Sept. 23):** Saw action on four special teams snaps...**vs. San Francisco (Sept. 30):** Appeared on a career-high six special teams plays...**vs. Oakland (Oct. 7):** Contributed on six plays on special teams...**at Cleveland (Oct. 14):** Appeared on 18 plays on offense for the first offensive action of his career...Provided a block for RB Austin Ekeler on a 20-yard carry in the fourth quarter...On special teams, contributed on six snaps...**vs. Tennessee (Wembley Stadium, Oct. 21):** Played four snaps on special teams...**at Seattle (Nov. 4):** Saw action on four special teams plays...**at Oakland (Nov. 11):** Participated on four plays on special teams...**vs. Denver (Nov. 18):** Played on five special teams snaps...**vs. Arizona (Nov. 25):** Participated on 13 plays on offense and 10 on special teams, including seeing time on field goal block...**at Pittsburgh (Dec. 2):** Saw action on 11 special teams plays...**vs. Cincinnati (Dec. 9):** Appeared on nine plays on special teams for field goal protection and field goal block...**at Kansas City (Dec. 13):** Played seven snaps on special teams...**vs. Baltimore (Dec. 22):** Saw action on nine special teams plays...**at Denver (Dec. 30):** Saw time on 10 offensive plays and nine on special teams...**at Baltimore (AFC Wild Card, Jan. 6):** Participated on 12 plays on special teams...**at New England (AFC Divisional, Jan. 13):** Played 10 special teams snaps.

**COLLEGE:** Played four seasons (2013-14, 16-17) at UCLA, missing the 2015 season due to a medical redshirt...Started 44 games for the Bruins along the offensive line, including all games in his final three seasons...Protected All-Conference QB Josh Rosen for two seasons, including for the largest comeback in school history and five 400-yard passing performances in 2017...Named first-team All-Pacific-12 as a junior and was an honorable mention in 2017 as a senior...Helped the Bruins rank third in the Pac-12 in total offense in 2017.

**PERSONAL:** Given name Scott Walker Quessenberry...Last name is pronounced QWES-sin-bear-ee...Born in Carlsbad, Calif. ...Older brother, David, played on the offensive line at San Jose State and was selected in the sixth round of the 2013 NFL Draft by the Houston Texans...Other brother, Paul, played LB at the Naval Academy...Sent a video message to congratulate the graduates from San Diego County...Enjoys golfing in his spare time and participated in the inaugural Chargers Invitational, which benefitted the Chargers Community Foundation and Children's Hospital Los Angeles...Donned No. 61 to honor former Chargers C Nick Hardwick...Earned a degree in political science from UCLA...**High School:** Played at La Costa Canyon High in Carlsbad, Calif. ...Rated as a three-star recruit by Scout.com and Rivals.com...Ranked by Rivals.com as the nation's No. 5 center and as the No. 7 center by Scout.com...Selected to play in the Under Armour All-American Game in Orlando, Fla. ...Started all 33 career high school games...Served as a team captain...Lettered in football, basketball and track & field...Also served as a team captain in track & field.

### SCOTT QUESSENBERRY NFL GAMES

Year	Team	GP	GS
2018	Los Angeles Chargers	15	0
2019	Los Angeles Chargers	16	9
<b>NFL Totals</b>		<b>31</b>	<b>9</b>

### POSTSEASON

Year	Team	GP	GS
2018	Los Angeles Chargers	2	0

### CAREER NFL TRANSACTIONS

**2018** Selected by Los Angeles Chargers in the fifth round (155th overall) of NFL Draft, April 28...Signed rookie contract, May 11.





# ISAAC ROCHELL ⚡ 98

**DEFENSIVE END | NOTRE DAME**

6-4 | 280 lbs | McDONOUGH, GA.

DRAFT 7 - 2017

EXPERIENCE: 3RD NFL SEASON

4TH YEAR WITH CHARGERS

## CAREER HIGHLIGHTS

- ▶ Appeared in all 16 games in back-to-back seasons while seeing action in both contests of the 2018 postseason.
- ▶ Posted 4.5 sacks in a five-game span in 2018, including a single-game career-high 1.5 at Oakland.
- ▶ Registered a sack in the AFC Wild Card at Baltimore, the first of his postseason career.
- ▶ Recorded the first sack of his career of New York Jets QB Bryce Petty in the second game of his career.

**2019:** Appeared in all 16 games, recording 20 tackles (six solo), a tackle for loss and a sack...Added five stops on special teams...**vs. Indianapolis (Sept. 8):** Assisted on a tackle...**at Detroit (Sept. 15):** Posted a solo tackle and registered a team-high two special teams tackles...**vs. Houston (Sept. 22):** Assisted on a tackle and recorded a tackle on special teams...**at Miami (Sept. 29):** Posted two tackles (one solo), including a one-yard sack...**vs. Denver (Oct. 6):** Assisted on a tackle...**vs. Pittsburgh (Oct. 13):** Assisted on a tackle...**at Tennessee (Oct. 20):** Set a season high with four tackles (one solo)...**at Chicago (Oct. 27):** Played 25 snaps on defense and 20 on special teams, recording a special teams tackle...**vs. Green Bay (Nov. 3):** Posted a solo stop while contributing on 25 defensive snaps and three on special teams...**at Oakland (Nov. 7):** Had a solo tackle on defense and a tackle on special teams...Ran a stunt with LB Uchenna Nwosu in the fourth quarter, freeing Nwosu to record an eight-yard sack...**vs. Kansas City (Estadio Azteca, Nov. 18):** Assisted on a pair of tackles...**at Denver (Dec. 1):** Assisted on a tackle...**at Jacksonville (Dec. 8):** Posted three tackles (one solo)...**vs. Minnesota (Dec. 15):** Appeared on 18 defensive plays and eight on special teams...**vs. Oakland (Dec. 22):** Saw action on nine snaps (five on defense, four on special teams)...**at Kansas City (Dec. 29):** Participated on 10 defensive plays and six on special teams.

**2018:** Appeared in all 16 games with three starts at DE...Recorded 42 tackles (21 solo), five sacks and eight tackles for loss...Posted his first pass defended on the first INT of his career, returning the pick four yards...Registered two tackles on special teams...Appeared in both postseason games, totaling four tackles (two

## BEYOND THE BOLT



This offseason, Rochell founded Local Human, a philanthropic apparel brand that works with local foster centers, charities, causes and campaigns. It utilizes apparel sales to donate a shirt for every shirt sold to foster centers in the area, which typically cannot accept used clothing. Additionally, proceeds from apparel sales goes to local charities and campaigns. These have included COVID-19 relief, the United Negro College Fund, Campaign Zero and the National Fair Housing Alliance.

Rochell started a social media effort and non-profit in 2018, See You On Sunday, which encourages not utilizing social media on Saturday to foster a healthy social media environment. TE Hunter Henry and other teammates have embraced the efforts, taking time to engage with friends and family or embrace newfound and existing hobbies.

Rochell joined teammates in 2018 to partner with the Los Angeles Dodgers at 9/11 Meal Pack Day for the Los Angeles region, where over 300,000 meals were packed. Part of a larger event across the country, 9/11 Meal Pack Day turns a day of tragedy into a day of coming together to fight hunger.

solo), a tackle for loss and a 10-yard sack...**vs. Kansas City (Sept. 9):** Made the first start of his career at DE...Posted four tackles (two solo)...**at Buffalo (Sept. 16):** Posted a career-high six tackles (five solo)...Opened the game at DE and added nine plays on special teams...**at Los Angeles Rams (Sept. 23):** Started at DE, finishing with five tackles (two solo)...**vs. San Francisco (Sept. 30):** In the fourth quarter, registered the first INT of his career, returning it four yards...On the play, picked off an errant pass that was forced by S Derwin James hitting QB C.J. Beathard as he threw...**vs. Oakland (Oct. 7):** Recorded a six-yard sack of QB Derek Carr in the fourth quarter...On the play, collapsed the pocket with DT Justin Jones before bringing down Carr...Contributed to a sack early in the game, pressuring Carr with DT Darius Philon and DE Melvin Ingram III, forcing Carr into a sack by Ingram...**at Cleveland (Oct. 14):** Posted a five-yard sack for the third of his career...Beat the blocking of OL Chris Hubbard to collapse the pocket



and get to QB Baker Mayfield...Recorded two tackles (one solo)...**vs. Tennessee (Wembley Stadium, Oct. 21):** Assisted on a tackle and registered a tackle on special teams...**at Seattle (Nov. 4):** Finished with three tackles (two solo)...Posted a tackle for loss on a 13-yard sack in the third quarter...Took down QB Russell Wilson after beating the block of G/T Germain Ifedi when Wilson was forced to step up into the pocket by LB Uchenna Nwosu...**at Oakland (Nov. 11):** Led all players with a career-high 1.5 sacks...Totalled two tackles (one solo)...Split a 10-yard sack with Darius Philon in the second quarter, meeting Philon in the backfield to bring down Derek Carr after speeding past T Brandon Parker...Recorded his solo tackle in the third quarter, beating a block attempt by T Kolton Miller to drop Carr for an eight-yard loss...**vs. Denver (Nov. 18):** Assisted on a tackle...**vs. Arizona (Nov. 25):** Finished with five tackles (three solo) and two tackles for loss...**at Pittsburgh (Dec. 2):** Recorded two tackles (one solo)...**vs. Cincinnati (Dec. 9):** Assisted on a tackle...**at Kansas City (Dec. 13):** Registered three tackles (one solo), a half-sack and 0.5 tackles for loss...Split the sack of QB Patrick Mahomes in the fourth quarter with Melvin Ingram after beating the block of G Jeff Allen...**vs. Baltimore (Dec. 22):** Finished with two tackles (one solo)...**at Denver (Dec. 30):** Totalled four tackles (one solo) and a tackle for loss, powering through the line in the second quarter to drop RB Royce Freeman for a two-yard loss...**at Baltimore (AFC Wild Card, Jan. 6):** Part of a defense that set team postseason records for the fewest single-game net yards allowed (229), including a record 69 in the first half, which was the fewest allowed in a postseason game since the 2006 AFC Wild Card...Contributed on a pass rush that tied a team postseason record with seven sacks on the day...Recorded two tackles (one solo), a tackle for loss and a 10-yard sack...Powered by T Orlando Brown Jr., on the edge to bring down QB Lamar Jackson for the sack in the fourth quarter...Appeared on 25 defensive plays and six on special teams in his first career postseason action...**at New England (AFC Divisional, Jan. 13):** Participated on 27 defensive snaps and nine on special teams...Recorded two tackles (one solo).

**2017:** Made his NFL debut in the season-opening contest in Denver...Appeared in three games, totaling five tackles (four solo), a sack and two tackles for loss...Part of a defensive unit that ranked tied for fifth in the NFL with 43 sacks...**at Denver (Sept. 11):** Posted a solo tackle in his NFL debut...Contributed on 15 defensive snaps and 10 on special teams...**at New York Jets (Dec. 24):** Recorded the first sack of his career, taking down QB Bryce Petty at the end of the first half after collapsing the pocket with DE Joey Bosa and DT Darius Philon...**vs. Oakland (Dec. 31):** Posted two tackles (one solo) and a tackle for loss.

**COLLEGE:** Played four seasons (2013-16) at Notre Dame, appearing in 49 career games...Finished with 167 tackles, including 22 tackles for loss and 4.5 sacks in his career...Was named a team captain as a senior and registered 55 tackles...Posted 63 tackles as a junior, the most by an Irish defensive lineman since 2007.

**PERSONAL:** Given name Isaac Rochell...Nickname is 'Ike'...Last name is pronounced ROW-shell...Born in Corpus Christi, Texas...Detroit LB Romeo Okwara is a friend...This past year, started Local Human, a philanthropic apparel brand that utilizes apparel sales to donate clothes to foster centers and partner with local charities and causes...Heavily involved with team community efforts...In the offseason, participated in 'All Black Lives Matter' marches calling for police reform with teammates...Started a social media effort, #SeeYouOnSunday, which encourages not utilizing social media on Saturday to foster a healthy social media environment...Enjoys photography in his spare time and started an Instagram (@isaacrochellphoto) cataloging his leisure activities...Earned a degree in political science from Notre Dame...**High School:** Earned first-team Georgia Class A All-State honors by the *Atlanta Journal-Constitution* as a senior at Eagle's Landing Christian Academy in McDonough, Ga. ...Ranked by Rivals.com as the No. 9 DE in the country coming out of high school...Helped the Chargers to a 12-1 record in 2012, capping the season off with a Georgia Class A private state title, marking the school's second state championship.

## ISAAC ROCHELL NFL STATISTICS

Year	Team	GP	GS	- Tackles -				Yds	TFL	- Interceptions -					- Fumbles -		
				Total	Solo	Asst	Sacks			No.	Yds	Lg	TD	PD	FF	FR	Yds
2017	Los Angeles Chargers...	3	0	5	4	1	1.0	4	2	0	0	—	0	0	0	0	0
2018	Los Angeles Chargers...	16	3	42	21	21	5.0	38	8	1	4	4	0	1	0	0	0
2019	Los Angeles Chargers...	16	0	20	6	14	1.0	1	1	0	0	—	0	0	0	0	0
<b>NFL Totals.....</b>		<b>35</b>	<b>3</b>	<b>67</b>	<b>31</b>	<b>36</b>	<b>7.0</b>	<b>43</b>	<b>11</b>	<b>1</b>	<b>4</b>	<b>4</b>	<b>0</b>	<b>1</b>	<b>0</b>	<b>0</b>	<b>0</b>
Year	Team	GP	GS	- Tackles -				Yds	TFL	- Interceptions -					- Fumbles -		
				Total	Solo	Asst	Sacks			No.	Yds	Lg	TD	PD	FF	FR	Yds
2018	Los Angeles Chargers...	2	0	4	2	2	1.0	10	1	0	0	—	0	0	0	0	0

## CAREER NFL TRANSACTIONS

- 2017** Selected by Los Angeles Chargers in the seventh round (225th overall) of NFL Draft, April 29...Signed rookie contract, May 12...Waived by Chargers, Sept. 13...Signed by Chargers to practice squad, Sept. 15...Signed to active roster, Dec. 12.
- 2019** Re-signed by Chargers as exclusive rights free agent, March 15.
- 2020** Re-signed by Chargers as exclusive rights free agent, April 21.



# TRENT SCOTT ⚡ 78

**TACKLE | GRAMBLING STATE**

6-5 | 320 lbs | HUNTSVILLE, ALA.

FREE AGENT - 2018

EXPERIENCE: 3RD NFL SEASON

3RD YEAR WITH CHARGERS

## CAREER HIGHLIGHTS

- ▶ Paved the way last season for RB Austin Ekeler to record the 35th performance in NFL history with 100 yards rushing and receiving in the Week 14 win at Jacksonville.
- ▶ In his second year, appeared in all 16 games with nine starts (seven at LT, two at RT).
- ▶ Registered the first start of his career in 2018 at RT in a Week 5 home win over Oakland, appearing in nine games during his rookie campaign.

**2019:** Played all 16 games while starting seven games at LT and two at RT...Blocked for RB Austin Ekeler to become the second-ever Charger to post 100 yards rushing and receiving in a single game (Lionel James, 1985)...Paved the path for Ekeler to total the most yards from scrimmage by a RB over the first two games in a season in team annals with 287 yards and to post 100-plus scrimmage yards and a TD in three of the first four contests...Paved the way for RB Melvin Gordon III to register a 100-yard rushing performance...Part of a unit that blocked for QB Philip Rivers to record two three-TD performances and eight 300-yard games, good for sole possession of the fourth-most 300-yard performances in NFL history...Protected Rivers to move to No. 6 on the all-time passing yards list...**vs. Indianapolis (Sept. 8):** Blocked for Austin Ekeler to become the fifth player in the last decade to post 150-plus yards from scrimmage and three scrimmage TDs in a season opener...Kept Philip Rivers upright to throw for 333 yards and three TDs while completing 73.5 percent of his passes (121.3 rating)...Paved the way for a rushing attack that averaged 6.0 yards-per-attempt...**at Detroit (Sept. 15):** Blazed the trail for another efficient rushing attack that posted 137 yards and a score on 25 attempts (5.5 avg.)...Blocked for Austin Ekeler to finish with 133 yards from scrimmage, giving him 287 in the first two weeks for the most by a RB in team annals over the first two games of a season...**vs. Houston (Sept. 22):** Provided time for Philip Rivers to record a 101.5 passer rating and throw for 318 yards, his 64th 300-yard performance of his career to break a tie with Hall of Fame QB Dan Marino for No. 4 in NFL history...**at Miami (Sept. 29):** Kept Philip Rivers upright to throw for 310 yards and two TDs while registering a 131.9 passer rating, giving the Bolts a 29-0 record when Rivers eclipses a

## BEYOND THE BOLT



*In 2019, Scott joined fellow linemen T Trey Pipkins III and T Tyree St. Louis in the team's Boys & Girls Club Metro Los Angeles Gift Giveaway. Members of the Chargers organization contributed gifts through a giving tree placed in the team's headquarters while the players delivered the gifts to the Watts/Willowbrook and Venice Clubhouses.*

*Scott joined Head Coach Anthony Lynn, DT Justin Jones and DE Anthony Lanier II in a May 2019 visit to Los Angeles Central Juvenile Hall. The group spoke to teens and led round-table discussions, listening to the goals and aspirations of youth while providing advice and resources to help accomplish those goals.*

*In September 2018, Scott participated in the team's annual shoe distribution with WSS in Los Angeles. Chargers players, Charger Girls and staff were paired with 450 students from the 10 elementary schools in Inglewood Unified School District. Each student picked out a new pair of shoes and a backpack for the upcoming school year.*

130 rating...Helped Rivers become the ninth QB in NFL history with 120 career regular-season victories...Blocked for Austin Ekeler to total 122 scrimmage yards and two TDs, making him the second undrafted RB (Priest Holmes in 2002 and '03) in the common draft era (since 1967) to have 100-plus yards from scrimmage and a TD in three of his team's first four games of a season...**vs. Denver (Oct. 6):** Kept Philip Rivers upright to find Austin Ekeler for a franchise-record 15 receptions...Played all 70 offensive snaps...**vs. Pittsburgh (Oct. 13):** Played all 62 offensive snaps, protecting Philip Rivers to record his fourth 300-yard contest of the season...**at Tennessee (Oct. 20):** Blocked for Philip Rivers to throw for 329 yards, his fifth such performance of the season...Protected Rivers to pass Pittsburgh QB Ben Roethlisberger and New York Giants QB Eli Manning for No. 6 on the all-time passing yards list...**at Chicago (Oct. 27):** Came off the bench to play 16 offensive snaps and four on special teams...**vs. Green Bay (Nov. 3):** Came off the bench to play RT after Sam Tevi departed due to injury...Part of a line that blocked for an offense to post 442 total net yards, including a season-high 159

on the ground...**at Oakland (Nov. 7):** Started at RT, playing all 77 offensive snaps and four on special teams...Paved the way for a rushing attack that put up 146 yards, including 108 by Melvin Gordon III for the team's first 100-yard rusher of the season...**vs. Kansas City (Estadio Azteca, Nov. 18):** Played all 79 offensive snaps and four on special teams after starting at RT...Blocked for Philip Rivers to record his sixth 300-yard performance and for the offense to post 400-plus yards for the second time in three weeks...Had a block on CB Bashaud Breeland to help free Melvin Gordon for a 21-yard carry...**at Denver (Dec. 1):** Participated on 13 snaps on offense and five on special teams...**at Jacksonville (Dec. 8):** Part of a line that blocked for the offense to post 525 total net yards, including 195 on the ground...Paved the way for Austin Ekeler to register over 100 yards rushing and 100 yards receiving, the second-ever Charger to do so (Lionel James, 1985)...**vs. Minnesota (Dec. 15):** Played 30 snaps on offense...Blocked for Philip Rivers to post over 300 passing yards for the eighth time of the season...**vs. Oakland (Dec. 22):** Played 32 offensive snaps...Provided time for Philip Rivers to complete nearly 70 percent of his pass attempts on the day...**at Kansas City (Dec. 29):** Blocked for the offense to rush for over 100 yards while giving Philip Rivers time to complete 67.4 percent of his passes...Played 45 offensive snaps and three on special teams.

**2018:** Appeared in nine games with one start at RT...Was inactive five contests and dressed but did not participate in another after being promoted to the active roster...Part of a line that protected QB Philip Rivers to pass Hall of Fame QB John Elway for the eighth-most passing yards in league annals and Hall of Fame QB Terry Bradshaw to tie New York Giants QB Eli Manning for the 11th-most regular-season victories by a QB...Blocked for RB Melvin Gordon III to become the sixth Charger to reach 3,000 career rushing yards...Participated in both postseason contests...**at Buffalo (Sept. 16):** Was part of the 46-man active roster, but did not participate...**at Los Angeles Rams (Sept. 23):** Made his NFL debut, playing three snaps on offense...**vs. San Francisco (Sept. 30):** Played 35 offensive snaps and six on special teams after replacing T Russell Okung, who had departed with a groin injury...Was part of a line to block for the offense to post its fourth-straight contest with at least

100 rushing yards...**vs. Oakland (Oct. 7):** Made the first start of his career at RT and played all 64 snaps on offense...Provided time for Philip Rivers to throw for 339 yards and register a 143.4 passer rating, the best rating of his career against Oakland...Contributed on six special teams plays...**at Cleveland (Oct. 14):** Played seven snaps on offense and six on special teams...**vs. Tennessee (Wembley Stadium, Oct. 21):** Inactive (healthy scratch)...**at Pittsburgh (Dec. 2):** Saw action on two offensive plays and six on special teams...**vs. Cincinnati (Dec. 9):** Participated on six snaps on special teams...**at Kansas City (Dec. 13):** Appeared on a pair of offensive snaps and three special teams plays...**vs. Baltimore (Dec. 22):** Saw time on two special teams plays...**at Denver (Dec. 30):** Appeared on 12 plays on offense and three on special teams...**at Baltimore (AFC Wild Card, Jan. 6):** Made his NFL postseason debut, playing seven snaps on offense and six on special teams...**at New England (AFC Divisional, Jan. 13):** Played a pair of special teams snaps and three on offense.

**COLLEGE:** Played four seasons (2013, '15-17) at Grambling State after redshirting in 2014...Allowed just three sacks in his collegiate career...As a senior in 2017, posted 39 pancake blocks and no sacks en route to earning first-team All-Southwestern Athletic Conference recognition.

**PERSONAL:** Given name Trenton Denzel Scott...Born in Huntsville, Ala. ...In the offseason, participated in 'All Black Lives Matter' marches calling for police reform with teammates...Started a scholarship fund in his hometown of Huntsville, Ala., in 2019 – The Mary Lee Perseverance Scholarship – awarded each year to a high school senior...Also started a philanthropic apparel brand that gives proceeds to the community...Omega Psi Phi fraternity chapter president in 2015...While in high school in 2011, did an internship at Alabama A&M's registrar's office...Earned a bachelor's degree in kinesiology in 2016 from Grambling...Currently working on a master's in sports administration at Grambling...**High School:** Received All-State honors as a senior, junior and sophomore at Lee High in Huntsville, Ala. ...Lettered four years in football and two in wrestling.

### TRENT SCOTT NFL GAMES

Year	Team	GP	GS
2018	Los Angeles Chargers	9	1
2019	Los Angeles Chargers	16	9
<b>NFL Totals</b>		<b>25</b>	<b>10</b>

POSTSEASON		GP	GS
Year	Team		
2018	Los Angeles Chargers	2	0

### CAREER NFL TRANSACTIONS

- 2017** Signed by Los Angeles Chargers as undrafted free agent, May 11...Waived by Chargers, Sept. 1...Signed by Chargers to practice squad, Sept. 2...Signed to active roster, Sept. 15.
- 2020** Re-signed by Chargers as exclusive rights free agent, April 21.



# DAMION SQUARE ⚡ 71

**NOSE TACKLE | ALABAMA**

6-2 | 293 lbs | HOUSTON, TEXAS

WAIVERS (KC) - 2014

EXPERIENCE: 8TH NFL SEASON

7TH YEAR WITH CHARGERS

## CAREER HIGHLIGHTS

- ▶ Last season, recorded new single-season career highs in tackles (56) and assisted tackles (37) while setting a single-game career high with 11 tackles in the win at Chicago.
- ▶ Registered a career year in 2018, setting career bests in starts (11), solo stops (25), sacks (three) and passes defended (three) while recording five tackles for loss.
- ▶ Saw action in all 16 games in 2017, the first time to play all 16 contests in a season, while posting 45 tackles (19 solo), a tackle for loss, three passes defended and a fumble recovery.
- ▶ Posted a career-high two sacks in the Dec. 24 matchup with Cleveland in 2016.
- ▶ After making Philadelphia's 53-man roster as an undrafted free agent in 2013, appeared in 10 games and the team's NFC Wild Card matchup.

**2019:** Posted 56 tackles (19 solo) and a tackle for loss with two passes defended...Played in all 16 games with four starts...**vs. Indianapolis (Sept. 8):** Assisted on three tackles...**at Detroit (Sept. 15):** Recorded two assisted tackles...**vs. Houston (Sept. 22):** Posted two tackles (one solo)...**at Miami (Sept. 29):** Assisted on a tackle...**vs. Denver (Oct. 6):** Recorded three assisted tackles...**vs. Pittsburgh (Oct. 13):** Posted five tackles (one solo)...**at Tennessee (Oct. 20):** Started at NT, recording five tackles (one solo)...**at Chicago (Oct. 27):** Set a single-game career high with 11 tackles (six solo) while breaking up a pass...**vs. Green Bay (Nov. 3):** Assisted on four tackles after opening at NT for the third-straight game...**at Oakland (Nov. 7):** Started at DT, finishing with five tackles (two solo)...**vs. Kansas City (Estadio Azteca, Nov. 18):** Recorded four tackles (two solo) and a tackle for loss...**at Denver (Dec. 1):** Posted a solo stop...**at Jacksonville (Dec. 8):** Registered three tackles (one solo)...**vs. Minnesota (Dec. 15):** Totaled four tackles (two solo)...**vs. Oakland (Dec. 22):** Appeared on 17 defensive snaps and five on special teams, finishing with a solo defensive tackle...**at Kansas City (Dec. 29):** Posted two tackles (one solo).

## BEYOND THE BOLT



Square founded a non-profit with his wife, Brandi, called Hip 2B Square. The foundation provides mentorship for at-risk youth, bill-pay assistance, and hygiene and socioeconomic assistance to displaced, impoverished and homeless families. The foundation teamed up with the Hudson and Hundreds Foundation in Houston, Texas, and the Browns Kids Foundation in Dallas, Texas, for Hurricane Harvey relief. Hip 2B Square and its partners provided housing, food, transportation and financial assistance to displaced families along with school and medical supplies.

Along with DE Joey Bosa and S Rayshawn Jenkins, Square participated with patients and their families from the Pediatric Cancer Research Foundation for Halloween at Hoag Performance Center in October 2018. The players were placed at stations along a "trick-or-treat trail" throughout the facility, interacting with the children and their families as they passed by. The night also included a photo booth, arts & crafts, spooky snacks and a family-friendly movie.

**2018:** Played in 16 games with seven starts at DE and four at NT, setting a single-season career high for starts (11)...Recorded 55 tackles (25 solo) and three passes defended...Posted a single-season career-high three sacks and five tackles for loss...Appeared in both postseason games, starting one at NT for his first career postseason start...Recorded three tackles (two solo)...**vs. Kansas City (Sept. 9):** Finished the contest with three tackles (one solo) and a pass defended...Broke up the pass by batting down the ball at the line of scrimmage...**at Buffalo (Sept. 16):** Split a sack with DE Melvin Ingram III to record the half-sack for 5.5 yards when both players beat their blockers and met in the backfield to bring Allen down for an 11-yard loss...**at Los Angeles Rams (Sept. 23):** Assisted on three tackles...**vs. San Francisco (Sept. 30):** Registered his first start of the season at DE, playing 35 defensive snaps and five on special teams...Finished with four tackles (three solo), a tackle for loss and a pass defended...Recorded the tackle for loss in the second quarter when he burst through the offensive line to wrap up RB Matt Breida for a two-yard loss...Forced an incomplete pass early in the second half when he came

untouched on a blitz and hit QB C.J. Beathard, forcing an overthrown pass...**vs. Oakland (Oct. 7):** Posted four tackles (one solo) after opening the game at DE... **at Cleveland (Oct. 14):** Started at DE, recording four tackles...On back-to-back plays in the first quarter, posted 1.5 sacks for 1.5 tackles for loss, splitting his second with S Derwin James...On his full sack, powered past OL Chris Hubbard to take down QB Baker Mayfield...**vs. Tennessee (Wembley Stadium, Oct. 21):** Started his fourth game at DE...Posted four tackles (two solo)...**at Seattle (Nov. 4):** Finished with six tackles (three solo) and two tackles for loss...Posted a three-yard sack, giving him a career-high three for the season...On the play, pulled an inside swim move on C Joey Hunt to bring down QB Russell Wilson as he stepped up in the pocket...Started at DE...**at Oakland (Nov. 11):** Assisted on three tackles after opening the game at DE...In the fourth quarter, ran a stunt with DT Justin Jones that resulted in Jones splitting a sack with LB Uchenna Nwosu...**vs. Denver (Nov. 18):** Opened the game at DE...Tied a season high with six tackles (two solo)...**vs. Arizona (Nov. 25):** Started at NT, his first of the season on the interior defensive line...Posted three tackles (two solo)...**at Pittsburgh (Dec. 2):** Made his second start of the season at NT, good for his ninth start of the year overall...Finished with six tackles (four solo)...**vs. Cincinnati (Dec. 9):** Started at NT, posting two solo tackles and breaking up a pass...Batted down the pass from QB Jeff Driskel at the line of scrimmage that was intended for RB Joe Mixon in the right flat...**at Kansas City (Dec. 13):** Recorded two tackles (one solo)...Started at NT...**vs. Baltimore (Dec. 22):** Finished with two solo tackles...**at Denver (Dec. 30):** Assisted on two tackles...**at Baltimore (AFC Wild Card, Jan. 6):** Part of a defense that set team postseason records for the fewest single-game net yards allowed (229), including a record 69 in the first half, which was the fewest allowed in a postseason game since the 2006 AFC Wild Card...Posted a solo tackle after starting at NT, his first career postseason start...Contributed on 32 defensive snaps and four on special teams...**at New England (AFC Divisional, Jan. 13):** Posted two tackles (one solo) while seeing time on 42 defensive plays and seven on special teams.

**2017:** Appeared in all 16 games...Totalled 45 tackles (19 solo), a tackle for loss, three passes defended and a fumble recovery...**at Denver (Sept. 11):** Registered an assisted tackle...**vs. Miami (Sept. 17):** Assisted on two tackles...**vs. Kansas City (Sept. 24):** Played on 14 defensive plays and five on special teams in the 30th game of his career...Posted two tackles (one solo) and a pass defended...**vs. Philadelphia (Oct. 1):** Registered four tackles (two solo)...**at New York Giants (Oct. 8):** Posted four tackles (two solo) for the second time in as many weeks...**at Oakland (Oct. 15):** Assisted on a tackle...**vs. Denver (Oct. 22):** Totalled three tackles (two solo) and a tackle for loss...Recovered a fumble forced by DE Chris McCain on a strip-sack of QB Trevor Siemian...**at New England (Oct. 29):** Posted a season-high six tackles (five solo) while appearing in the 35th game of his career...Played 34 snaps on defense and seven on special teams...**at Jacksonville (Nov. 12):** Assisted on four tackles...**vs. Buffalo (Nov. 19):** Finished with two tackles (one solo)...**at Dallas (Nov. 23):** Posted two solo tackles...**vs. Cleveland (Dec. 3):** Reached 80 career tackles after assisting on two...**vs. Washington (Dec. 10):** Totalled three assisted tackles and a pass defended...**at Kansas City (Dec. 16):** Tied a season high with six tackles (four solo) and a pass defended...**at New York Jets (Dec. 24):** Assisted on a tackle...**vs. Oakland (Dec. 31):** Assisted on two tackles...Forced QB Derek Carr to scramble out of the pocket to his right late in the fourth quarter before chasing Carr down and forcing him to throw the ball away along the right sideline.

**2016:** Appeared in 11 games with seven starts after missing the first four due to suspension...Posted 31 tackles (13 solo), 2.5 sacks and six tackles for loss...**vs. Tennessee (Nov. 6):** Made his first start of the season and second of his career...**at Houston (Nov. 27):** Playing in his hometown, split a sack with DE Joey Bosa for the first of his career...Added a tackle for loss of three yards on a first-and-goal play...**vs. Oakland (Dec. 18):** Set a season high with seven tackles...**at Cleveland (Dec. 24):** Posted two sacks and three tackles for loss.



**2015:** Played in six games with one start, totaling six solo tackles and a fumble recovery...**vs. Miami (Dec. 20):** Made the first start of his career, opening the game at NT...**at Denver (Jan. 3):** Recovered a fumble by QB Brock Osweiler...Registered a big hit on QB Peyton Manning in the fourth quarter.

**2014:** Spent the time with Kansas City and San Diego after being released by Philadelphia in final roster reductions...Was not active during game day for Kansas City or San Diego.

**2013:** Appeared in 10 games with 10 tackles (three solo), a tackle for loss and a pass defended...**at Washington (Sept. 9):** Made his NFL debut...**vs. New Orleans (NFC Wild Card, Jan. 4):** Posted a solo tackle.

**COLLEGE:** Played four seasons (2009-12) at Alabama after redshirting in 2008, appearing in 40 career games with 31 starts...Registered 93 tackles, 18 tackles for loss and 7.5 sacks throughout his career...Three-time BCS National Champion...Led the Crimson Tide with nine QB hurries as a senior...Made 33 tackles (11 solo), four tackles for loss, 3.5 sacks, a pass defended and a fumble recovery in his final season.

**PERSONAL:** Given name Damion DaShon Square... Nickname is 'DeSho'...Born in Houston, Texas... He and his wife, Brandi, have a son, Micah, and a daughter, Carsyn...Four uncles have played college or professional football: John Square (University of Miami), Johnny Otis Square (Colorado State), Ronnie Miller (North Texas) and Robert Miller (Colorado State and Minnesota Vikings)...His cousin, Derek Curry, played collegiately at Notre Dame before seeing action in the NFL with the Miami Dolphins and Cincinnati Bengals...Took an active role in the Hurricane Harvey relief efforts in the Los Angeles Area, including participating in the team's relief drive...Founded a non-profit with his wife called Hip 2B Square, a foundation that focuses on providing assistance to displaced, impoverished and homeless families...**High School:** Earned All-State and 4A Defensive MVP honors as a senior at Yates High in Houston, Texas... Ranked by Scout.com as the No. 9 LB in the nation... In his senior season, posted 97 tackles, 35 tackles for loss, 14 sacks and a fumble recovery, leading the Lions to an area championship appearance.

## DAMION SQUARE NFL STATISTICS

Year	Team	GP	GS	- Tackles -					Yds	TFL	- Interceptions -					- Fumbles -		
				Total	Solo	Asst	Sacks				No.	Yds	Lg	TD	PD	FF	FR	Yds
2013	Philadelphia	10	0	10	3	7	0.0	0	0	1	0	0	-	0	1	0	0	0
2014	Kansas City	0	0	0	0	0	0.0	0	0	0	0	0	-	0	0	0	0	0
2014	San Diego	0	0	0	0	0	0.0	0	0	0	0	0	-	0	0	0	0	0
2015	San Diego	6	1	6	6	0	0.0	0	0	0	0	0	-	0	0	0	1	0
2016	San Diego	11	7	31	13	18	2.5	16.5	6	0	0	0	-	0	0	0	0	0
2017	Los Angeles Chargers	16	0	45	19	26	0.0	0	1	0	0	0	-	0	3	0	1	0
2018	Los Angeles Chargers	16	11	55	25	30	3.0	13.5	5	0	0	0	-	0	3	0	0	0
2019	Los Angeles Chargers	16	4	56	19	37	0.0	0	1	0	0	0	-	0	2	0	0	0
<b>NFL Totals</b>		<b>75</b>	<b>23</b>	<b>203</b>	<b>85</b>	<b>118</b>	<b>5.5</b>	<b>30</b>	<b>14</b>		<b>0</b>	<b>0</b>	<b>-</b>	<b>0</b>	<b>9</b>	<b>0</b>	<b>2</b>	<b>0</b>
Year	Team	GP	GS	- Tackles -					Yds	TFL	- Interceptions -					- Fumbles -		
				Total	Solo	Asst	Sacks				No.	Yds	Lg	TD	PD	FF	FR	Yds
2013	Philadelphia	10	0	1	1	0	0.0	0	0	0	0	0	-	0	0	0	0	0
2018	Los Angeles Chargers	2	1	3	2	1	0.0	0	0	0	0	0	-	0	0	0	0	0
<b>Postseason Totals</b>		<b>3</b>	<b>1</b>	<b>4</b>	<b>3</b>	<b>1</b>	<b>0.0</b>	<b>0</b>	<b>0</b>		<b>0</b>	<b>0</b>	<b>-</b>	<b>0</b>	<b>0</b>	<b>0</b>	<b>0</b>	<b>0</b>

## CAREER NFL TRANSACTIONS

- 2013** Signed by Philadelphia Eagles as undrafted free agent, May 10.
- 2014** Waived by Eagles, Aug. 30...Claimed off waivers by Kansas City Chiefs, Aug. 31...Waived by Chiefs, Nov. 1...Claimed off waivers by San Diego Chargers, Nov. 3.
- 2015** Waived by Chargers, Sept. 5...Signed by Chargers to practice squad, Sept. 7...Signed to active roster, Nov. 4.
- 2016** Re-signed by Chargers as unrestricted free agent, March 16...Placed on Reserve/Suspended by Commissioner, Sept. 3...Suspension lifted and given exempt status by Commissioner, Oct. 3...Activated from exempt status, Oct. 10.
- 2017** Re-signed by Los Angeles Chargers as unrestricted free agent, March 13.
- 2019** Re-signed by Chargers as free agent, May 13.
- 2020** Re-signed by Chargers as free agent, June 2.





# TYROD TAYLOR ⚡ 5

QUARTERBACK | VIRGINIA TECH

6-1 | 215 lbs | HAMPTON, VA.

UFA (CLE) - 2019

EXPERIENCE: 10TH NFL SEASON

2ND YEAR WITH CHARGERS

## CAREER HIGHLIGHTS

- ▶ Won Super Bowl XLVII with Baltimore at the team's backup QB in his second NFL season.
- ▶ Since 2015, is one of three NFL QBs to have at least 8,000 passing yards and 1,500 rushing yards (Carolina QB Cam Newton and Seattle QB Russell Wilson).
- ▶ Became just the sixth QB in NFL history to register 3,000 passing yards and 500 rushing yards in consecutive seasons when he did so in 2015-16, joining Newton (five-straight seasons, 2011-15), Randall Cunningham (three, 1988-90), Wilson (three, 2013-15), Colin Kaepernick (two, 2013-14) and Michael Vick (two, 2010-11).
- ▶ Recorded the second-most victories (23) and the most TDs (65 total – 51 passing, 14 rushing) by a Bills QB in their first three seasons with the team.
- ▶ Posted 10 games with a passing TD and rushing TD while in Buffalo, the second-most by a QB in Bills history, trailing only QB Jack Kemp (13 from 1963-67).
- ▶ Set a Bills record in 2015 by going 222-straight pass attempts without an interception.
- ▶ Ranks as the No. 1 QB in Bills history in completion percentage (62.6) with at least 500 attempts.
- ▶ Sits at No. 6 on Buffalo's all-time list for completions (774) and passing yards (8,857).
- ▶ With 14 rushing TDs in a Bills uniform, ranks third in team history among QBs.

**2019:** Played in eight games on the season and dressed but did not participate in eight others... Completed four passes on six attempts (66.7 pct.) for 33 yards and a TD (120.1 rating)... Carried the ball 10 times for seven yards (0.7 avg)... Handled holding duties in the kicking game for the first four games of the year... **vs. Indianapolis (Sept. 8):** Held for P Ty Long's NFL debut where he made all three extra points and a field goal, resulting in being named AFC Special Teams Player of the Week... Totaled five special teams plays and one on offense... **at Detroit (Sept. 15):** Held on all kicks again, appearing on four special teams snaps... **vs. Houston (Sept. 22):** Played four snaps on special teams, holding on a kicking operation that made both field goal attempts and both extra points... **at Miami (Sept. 29):** Registered

## HONORS AND AWARDS

**2015:** 2016 NFL Pro Bowl Selection (First)

**2012:** Super Bowl XLVII Champion

the first offensive statistics of his career for the Bolts, completing a seven-yard pass and registering four rushes for -1 yards (-0.3 avg), including three in victory formation at the end of the game... **vs. Denver (Oct. 6):** Played an offensive snap... **vs. Pittsburgh (Oct. 13):** Was on the 46-man active roster, but did not see any action... **at Denver (Dec. 1):** Appeared on an offensive snap... **at Jacksonville (Dec. 8):** Contributed at QB, completing 60 percent (three-of-five passing) of his passes for 26 yards and a TD (113.3 rating)... Posted four rush attempts for 10 yards (2.5 avg)... **vs. Minnesota (Dec. 15):** Dressed but did not participate... **vs. Oakland (Dec. 22):** Saw action on two plays on offense, kneeling the ball to end the first half... **at Kansas City (Dec. 29):** Was on the 46-man active roster, but did not see any action.

**2018:** Played in four games with three starts for Cleveland, throwing for 473 yards and two TDs with two INTs on 42-of-85 passing (49.4 pct.) for a 64.5 passer rating... Was active as the backup QB but did not play in 11 games and was inactive for another... Ran 16 times for 125 yards (7.8 avg.) and a TD... **vs. Pittsburgh (Sept. 9):** Opened at QB, throwing for 197 yards and a TD with an INT (51.8 passer rating)... Ran for 77 yards and a TD on eight attempts (9.6 avg.), good for the fourth-most single-game rushing yards by a Browns QB in history... Recorded his TD carry on a 20-yard run, marking the second-longest rushing play ever by a Cleveland QB... Reached 15 career games with at least one passing and one rushing TD... **at New Orleans (Sept. 16):** Completed 73.3 percent of his passes (22-of-30) for 246 yards and a TD with an INT... Added four carries for 26 yards... Threw the 47-yard score to WR Antonio Callaway on fourth-and-five to tie the game with just over a minute to play... **vs. New York Jets (Sept. 20):** Started at QB, throwing for 19 yards and running for 22 before exiting with a head injury... **at Oakland (Sept. 30):** Inactive (concussion)... **vs. Baltimore (Oct. 7):** Dressed but did not participate... **vs. Kansas City (Nov. 4):** Came off the bench, completing an 11-yard pass late in the third quarter... **vs. Atlanta (Nov. 11):** Was active as the backup QB, but did not see any action.

## BEYOND THE BOLT



*Taylor used his foundation to donate \$25,000 to the Virginia Peninsula Foodbank in March 2020 during the early stages of the COVID-19 pandemic. The donation bought a truckload of nutritious food for those experiencing food insecurity. The foodbank thanked Taylor, saying, "Tyrod's compassion and concern for his hometown community and his extraordinary commitment to helping those in need will enable our neighbors experiencing difficulties and disruptions in their lives to enjoy nourishing food they might otherwise be unable to obtain. We thank him for his dedication to making people's lives happier, healthier and more hopeful."*

*In 2017, Taylor was recognized by Sports Illustrated in its Fashionable 50 awards for the most fashionable athletes. He was dubbed the most consistent, able to easily transition from three-piece suits to street-style looks. Kesha McLeod, a stylist and brand consultant, described Taylor's fashion, saying, "When it comes to style, he can be completely versatile in every moment."*

*Started the Tyrod Taylor Foundation to give back to the youth in his home state of Virginia. The foundation funds youth sports leagues and organizes an annual football and life skills camp. Taylor promoted the foundation by wearing cleats designed with its logo for the NFL's My Cause, My Cleats initiative in 2018.*

**2017:** Appeared in 15 contests while starting 14 for Buffalo, his third-consecutive season with at least 14 starts...Completed 263 passes on 420 attempts (62.6 pct.) for 2,799 yards and 14 TDs with four INTs (89.2 rating)...Carried the ball 84 times for 427 yards (5.1 avg.) and four TDs...Led the Bills to their first playoff appearance since 1999...Threw a TD in six-straight contests from Week 3 through Week 9 (bye in Week 6)...**at Carolina (Sept. 17):** Ran for a season-high 55 yards on eight attempts (6.9 avg.)...**vs. Denver (Sept. 24):** Set a season high with a 126.0 passer rating, completing 76.9 percent of his passes (20-of-26) for 213 yards and two TDs...**vs. Tampa Bay (Oct. 22):** Ran six times for 53 yards (8.8 avg.)...Completed 20-of-33 passes (60.6 pct.) for 268 yards and a TD (96.5 rating)...**at Los Angeles Chargers (Nov. 19):** Came off the bench in the second half, finishing with 158 passing yards and a TD (91.8 rating)...Added 38 rushing yards and a TD on four attempts...**vs. Miami (Dec. 17):** Registered a 94.6 passer rating, throwing for 224 yards and a TD while running for 42 yards and a score on six attempts (7.0 avg.).

**2016:** Initially named as an alternate for the Pro Bowl, but declined an eventual invitation to replace New England QB Tom Brady due to injury...Started 15 games at QB and was inactive for one, completing 269 passes on 436 attempts (61.7 pct.) for 3,023 yards and 17 TDs with six INTs (89.7 rating)...Ran for 580 yards and six TDs on 95 attempts (6.1 avg.)...Recorded his second-straight year with 3,000 passing yards and 500 rushing yards...Ended the season with a passer rating of 100-plus in four of the final five contests, throwing seven TDs over that span...**Awards:** Selected as a first-alternate for the Pro Bowl...**vs. New York Jets (Sept. 15):** Threw three TDs, his first such performance of the season, and 297 yards with an INT on 60 percent passing (18-of-30)...Registered a 112.8 passer rating...**at New England (Oct. 2):** Led the Bills to a shutout win, completing 27 passes on 39 attempts (69.2 pct.) for 246 yards and a TD (94.6 rating)...Added five carries for 28 yards (5.6 avg.)...**at Seattle (Nov. 7):** Recorded his third-straight game with a rushing TD, doing so on eight attempts for 43 yards (5.4 avg.)...Completed 27-of-38 passes (71.1 pct.) for 289 yards and a TD with an INT (90.8 rating)...**vs. Miami (Dec. 24):** Threw for 329 yards and three TDs in the overtime victory, the first 300-yard performance of his career...Completed 66.7 percent of his passes (26-of-39) to register a season-high 118.4 passer rating...Rushed for 60 yards on 12 attempts (5.0 avg.)...**at New York Jets (Jan. 1):** Inactive (healthy scratch).

**2015:** Selected to his first Pro Bowl, replacing Carolina QB Cam Newton after initially being named as an alternate...Started all 14 games he appeared in (13 at QB), throwing for 3,035 yards and a career-high 20 TDs with six INTs on 242-of-380 passing (63.7 pct.) for a 99.4 passer rating...Added 568 yards and four TDs on the ground on 104 attempts (5.5 avg.)...Registered a four-yard catch...Set a Bills record with 222-straight pass attempts without an INT...**Awards:** Pro Bowl Selection (First)...**vs. Indianapolis (Sept. 13):** Started at WR in the wildcat formation before taking over QB duties for the remainder of the game...Completed 14-of-19 passes (73.7 pct.) for 195 yards and a TD (123.8 rating)...Threw the 51-yard score to WR Percy Harvin to close out the first quarter...Added 41 yards on the ground on nine attempts (4.6 avg.), including a season-long 31-yard carry...**at Miami (Sept. 27):** Threw for 277 yards and three TDs while completing 21 passes on 29 attempts (72.4 pct.) for a 136.7 passer rating, marking his second-straight three-TD performance...**vs. Cincinnati (Oct. 18):** Inactive (knee)...**vs. Miami (Nov. 8):** Set a season high with a 146.5 passer rating, completing 11-of-12 passes (91.7 pct.) for 181 yards and a TD...Added 10 carries for 44 yards (4.4 avg.)...**vs. Houston (Dec. 6):** Threw for three TDs and ran for another...Recorded 211 passing yards and a 127.2 passer rating...Ran for 28 yards and the score on seven attempts...Hit TE Charles Clay on a 40-yard TD pass for what proved to be the game-winning score with just under two minutes remaining...**vs. Team Irvin (2016 Pro Bowl, Jan. 31):** Completed eight passes on 14 attempts (57.1 pct.) for 120 yards and a TD with three INTs (69.6 passer rating) off the bench for Team Rice...Carried the ball twice for 15 yards (7.5 avg.)...Closed out the scoring for the day with a 31-yard TD to Miami WR Jarvis Landry in the fourth quarter.

**2014:** Appeared in a game and dressed but did not play in 15 others...Knelt the ball late in a Week 6 win at Tampa Bay...Was active as the backup QB, but did not participate in either postseason contest...**vs. Cincinnati (Sept. 7):** Did not play while dressing as the backup QB...**at Tampa Bay (Oct. 12):** Posted minus-three rushing yards by taking three-straight knees to close out the game...**vs. Atlanta (Oct. 19):** Did not participate while dressing as the backup QB...**at Pittsburgh (AFC Wild Card, Jan. 3):** Was active, but did not see any action.

**2013:** Dressed in all 16 games as the backup QB, seeing action in three...Completed a two-yard pass on five attempts (20.0 pct.) with an INT...Ran eight times for 64 yards (8.0 avg.) and recorded a six-yard reception for the first catch of his career...**at Denver (Sept. 5):** Was active but did not see any action...**vs. New York Jets (Nov. 24):** Hauled in a shotgun pass from QB Joe Flacco for six yards on the first reception of his career...Added seven rushing yards on four attempts (1.8 avg.).

**2012:** Played in seven games while dressing but not participating in nine others...Completed 17-of-29 passes (58.6 pct.) for 179 yards with an INT...Ran 14 times for 73 yards (5.2 avg.) and a TD...Did not see any action as the team's backup QB in all four postseason contests...**Awards:** Super Bowl XLVII Champion...**vs. Cincinnati (Sept. 10):** Completed two passes on three attempts (66.7 pct.) for 30 yards while adding a seven-yard carry...**at Cincinnati (Dec. 30):** Saw the most extensive action of his career, attempting 25 passes and completing 15 (60.0 pct.) for 149 yards with an INT...Registered the first score of his career on a one-yard run early in the fourth quarter...Finished the contest with 65 rushing yards and the TD on nine attempts (7.2 avg.)...**vs. Indianapolis (AFC Wild Card, Jan. 6):** Dressed but did not participate...**vs. San Francisco (Super Bowl XLVII, Feb. 3):** Was active as the team's backup QB.

**2011:** Appeared in three games, completing an 18-yard pass and posting a two-yard run...Dressed but did not play in 13 regular-season games and both postseason contests...**vs. Pittsburgh (Sept. 11):** Was active as the backup QB but did not participate...**at Cleveland (Dec. 4):** Made his NFL debut, posting a two-yard carry...**at San Diego (Dec. 18):** Threw the first pass of his career for an 18-yard gain to WR Anquan Boldin...**vs. Houston (AFC Divisional, Jan. 15):** Dressed but did not see any action.

**COLLEGE:** Played four seasons (2007-10) at Virginia Tech, appearing in 50 career games with 42 starts...Completed 495 passes on 865 attempts (57.2 pct.) for 7,017 yards and 44 TDs with 20 INTs...Added 501 rush attempts for 2,196 yards and 23 TDs...Set school records for career total offense, career passing yards, career rushing yards by a QB, career wins by a starting QB, career rushing TDs by a QB and TD passes in a season...Recorded career highs as a senior in 2010 by completing 188 passes on 315 attempts for 2,743 yards and 24 TDs in 14 starts...Ran for 659 yards and five TDs, including a 72-yarder, on 146 attempts (4.5 avg.)...Named the MVP of the ACC Championship Game after tossing three TDs and running for a fourth...Started every game as a junior in 2009, completing 136-of-243 passes (56.0 pct.) for 2,311 yards and 13 TDs...Also had five TDs and 370 rushing yards on 106 carries (3.5 avg.)...Ran for a TD and completed 10-of-17 passes for 209 yards during the Chick-fil-A Bowl win over Tennessee...Played in 12 games with 10 starts in 2008 as a sophomore...Completed 57.2 percent of his passes (99-of-173) for 1,036 yards and a pair of TDs...Rushed 147 times for 738 yards (5.0 avg.) and a single-season career-high seven rushing TDs...Started his freshman season as the backup quarterback...Played in 11 games with five starts, completing 72 passes on 134 attempts (53.7 pct.) for 927 yards and five TDs...Rushed 102 times for 429 yards (4.2 avg.) and six TDs.

**PERSONAL:** Given name Tyrod Di'Allo Taylor...Nickname is 'Ty'...Born in Hampton, Va. ...Started the Tyrod Taylor Foundation, to give back to his home state of Virginia...Donated \$25,000 to the Virginia Peninsula Foodbank in March 2020 to assist his hometown area in the early stages of the COVID-19 pandemic...Studied residential/commercial property management at Virginia Tech...**High School:** Rated as the No. 1 dual-threat QB in the nation by Rivals.com out of Hampton (Va.) High...Accounted for 7,690 yards of offense and 100 TDs in three years as a starter...Passed for 5,144 yards and 44 TDs while running for 2,546 yards and 56 TDs...Earned first-team All-State twice and was named the 2006 Gatorade Player of the Year in Virginia as a senior...Led Hampton to its 17th state championship as a junior, running for 1,044 yards and 21 TDs while passing for nine scores and 1,544 yards.

## TYROD TAYLOR NFL STATISTICS

## PASSING

Year	Team	GP	GS	Att	Cmp	Pct.	Yds	Y/A	TD	Int	Lg	Sk	Lost	Rating
2011	Baltimore.....	3	0	1	1	100.0	18	18.0	0	0	18	2	3	118.8
2012	Baltimore.....	7	0	29	17	58.6	179	6.2	0	1	25	3	30	62.3
2013	Baltimore.....	3	0	5	1	20.0	2	0.4	0	1	2	0	0	0.0
2014	Baltimore.....	1	0	0	0	-	0	-	0	0	0	0	0	-
2015	Buffalo.....	14	14	380	242	63.7	3,035	8.0	20	6	63	36	212	99.4
2016	Buffalo.....	15	15	436	269	61.7	3,023	6.9	17	6	84t	42	192	89.7
2017	Buffalo.....	15	14	420	263	62.6	2,799	6.7	14	4	47	46	256	89.2
2018	Cleveland.....	4	3	85	42	49.4	473	5.6	2	2	47t	13	81	64.5
2019	Los Angeles Chargers.....	8	0	6	4	66.7	33	5.5	1	0	14t	0	0	120.1
<b>NFL Totals.....</b>		<b>69</b>	<b>46</b>	<b>1,362</b>	<b>839</b>	<b>61.6</b>	<b>9,562</b>	<b>7.0</b>	<b>54</b>	<b>20</b>	<b>84t</b>	<b>142</b>	<b>774</b>	<b>89.8</b>

## POSTSEASON

Year	Team	GP	GS	Att	Cmp	Pct.	Yds	Y/A	TD	Int	Lg	Sk	Lost	Rating
2011	Baltimore.....	0	0	0	0	-	0	-	0	0	0	0	0	-
2012	Baltimore.....	0	0	0	0	-	0	-	0	0	0	0	0	-
2014	Baltimore.....	0	0	0	0	-	0	-	0	0	0	0	0	-
2017	Buffalo.....	1	1	37	17	45.9	134	3.6	0	1	16	2	15	44.2
<b>Postseason Totals.....</b>		<b>1</b>	<b>1</b>	<b>37</b>	<b>17</b>	<b>45.9</b>	<b>134</b>	<b>3.6</b>	<b>0</b>	<b>1</b>	<b>16</b>	<b>2</b>	<b>15</b>	<b>44.2</b>

## RUSHING

Year	Team	Att	Yds	Avg.	Lg	TD
2011	Baltimore.....	1	2	2.0	2	0
2012	Baltimore.....	14	73	5.2	28	1
2013	Baltimore.....	8	64	8.0	25	0
2014	Baltimore.....	4	-3	-0.8	0	0
2015	Buffalo.....	104	568	5.5	31	4
2016	Buffalo.....	95	580	6.1	49	6
2017	Buffalo.....	84	427	5.1	32	4
2018	Cleveland.....	16	125	7.8	24	1
2019	Los Angeles Chargers.....	8	9	1.1	9	0
<b>NFL Totals.....</b>		<b>334</b>	<b>1,845</b>	<b>5.5</b>	<b>49</b>	<b>16</b>

## POSTSEASON

Year	Team	Att	Yds	Avg.	Lg	TD
2011	Baltimore.....	0	0	-	-	0
2012	Baltimore.....	0	0	-	-	0
2014	Baltimore.....	0	0	-	-	0
2017	Buffalo.....	7	27	3.9	9	0
<b>Postseason Totals.....</b>		<b>7</b>	<b>27</b>	<b>3.9</b>	<b>9</b>	<b>0</b>

## CAREER NFL TRANSACTIONS

- 2011** Selected by Baltimore Ravens in the sixth round (180th overall) of NFL Draft, April 30 (pick acquired from St. Louis for Ravens' seventh-round choice and WR Mark Clayton)...Signed rookie contract, July 28.
- 2015** Signed by Buffalo Bills as unrestricted free agent, March 13.
- 2016** Signed contract extension, Aug. 12.
- 2018** Traded from Bills to Cleveland Browns for 2018 third-round pick, March 14.
- 2019** Signed by Los Angeles Chargers as unrestricted free agent, March 13.



# SAM TEVI ⚡ 69

## TACKLE | UTAH

6-5 | 315 lbs | EULESS, TEXAS

DRAFT 6 - 2017

EXPERIENCE: 4TH NFL SEASON

4TH YEAR WITH CHARGERS

## CAREER HIGHLIGHTS

- ▶ Part of a line that protected QB Philip Rivers in a Week 12 win over Arizona in 2018 to set the all-time mark for single-game consecutive completions (25) and a team record for single-game completion percentage with at least 20 attempts (96.6).
- ▶ Paved the way last season for RB Austin Ekeler to record the 35th performance in NFL history with 100 yards rushing and receiving in the Week 14 win at Jacksonville.
- ▶ In 2018, blocked for RB Melvin Gordon III to post a five-game streak with 120-plus scrimmage yards and at least one scrimmage touchdown, the longest such streak in a decade (RB Jamaal Charles, 2007).
- ▶ Appeared in 44 games with 30 starts (29 at RG, one at LT) over three pro seasons.
- ▶ Registered the first start of his career at LT in 2017 in place of injured T Russell Okung in a Week 16 victory on the road over the New York Jets.

**2019:** Started 14 games at RT and was inactive two others, blocking for RB Austin Ekeler to become the second-ever Charger to post 100 yards rushing and receiving in a single game (Lionel James, 1985)... Paved the path for Ekeler to total the most yards from scrimmage by a RB over the first two games in a season in team annals with 287 yards and to post 100-plus scrimmage yards and a TD in three of the first four contests...Paved the way for RB Melvin Gordon III to register a 100-yard rushing performance...Part of a unit that blocked for QB Philip Rivers to record two three-TD performances and seven 300-yard games, good for sole possession of the fourth-most 300-yard performances in NFL history...Protected Rivers to move to No. 6 on the all-time passing yards list...**vs. Indianapolis (Sept. 8):** Blocked for Austin Ekeler to become the fifth player in the last decade to post 150-plus yards from scrimmage and three scrimmage TDs in a season opener...Kept Philip Rivers upright to throw for 333 yards and three TDs while completing 73.5 percent of his passes (121.3 rating)...Paved the way for a rushing attack that averaged 6.0 yards-per-attempt...Blocked on a 24-yard rush by RB Justin Jackson in the third quarter...In the fourth quarter, blocked CB Kenny Moore II to create a path for Ekeler

## BEYOND THE BOLT



A self-taught ukulele player, Tevi mainly plays songs by reggae artists. He plays the instrument because it's relaxing and a creative outlet.

Tevi is the fourth of eight children, with two brothers and five sisters. His eldest sibling is his older brother and the youngest is his other brother. Tevi said, "I liked growing up in a big family and hope to have a big family someday [too]."

to register a nine-yard carry...**at Detroit (Sept. 15):** Blazed the trail for another efficient rushing attack that posted 137 yards and a score on 25 attempts (5.5 avg.)...Blocked for Austin Ekeler to finish with 133 yards from scrimmage, giving him 287 in the first two weeks for the most by a RB in team annals over the first two games of a season...Blocked CB Darius Slay on a 25-yard gain by Ekeler on a screen...**vs. Houston (Sept. 22):** Provided time for Philip Rivers to record a 101.5 passer rating and throw for 318 yards, his 64th 300-yard performance of his career to break a tie with Hall of Fame QB Dan Marino for No. 4 in NFL history...Had a block on S Justin Reid to spring Austin Ekeler free for a 10-yard gain on third-and-seven on a screen pass in the first quarter...**at Miami (Sept. 29):** Kept Philip Rivers upright to throw for 310 yards and two TDs while registering a 131.9 passer rating, giving the Bolts a 29-0 record when Rivers eclipses a 130 rating...Helped Rivers become the ninth QB in NFL history with 120 career regular-season victories...Blocked for Austin Ekeler to total 122 scrimmage yards and two TDs, making him the second undrafted RB (Priest Holmes in 2002 and '03) in the common draft era (since 1967) to have 100-plus yards from scrimmage and a TD in three of his team's first four games of a season...Had a key block on a one-yard TD run by Ekeler in the fourth quarter...**vs. Denver (Oct. 6):** Kept Philip Rivers upright to find Austin Ekeler for a franchise-record 15 receptions...Played all 70 offensive snaps...**vs. Pittsburgh (Oct. 13):** Played all 62 offensive snaps, protecting Philip Rivers to record his fourth 300-yard contest of the season...**at Tennessee (Oct. 20):** Blocked for Philip Rivers to throw for 329 yards, his fifth such performance of the season...Protected Rivers to pass Pittsburgh QB Ben Roethlisberger and New York Giants QB Eli Manning for No. 6 on the all-time passing yards list...



COMMUNITY	<p><b>at Chicago (Oct. 27):</b> Played 38 snaps on offense and four on special teams, providing time for Philip Rivers to reach 400 combined TD passes (regular-season and postseason combined), making him the sixth QB in history to reach that mark...<b>vs. Green Bay (Nov. 3):</b> Started at RT and played 14 offensive snaps and two on special teams before departing with a knee injury...<b>at Oakland (Nov. 7):</b> Inactive (knee)...<b>at Denver (Dec. 1):</b> Played 53 snaps on offense, blocking for a unit that put up 359 yards of offense and 115 rushing yards, including 99 by Melvin Gordon...<b>at Jacksonville (Dec. 8):</b> Part of a line that blocked for the offense to post 525 total net yards, including 195 on the ground...Paved the way for Austin Ekeler to register over 100 yards rushing and 100 yards receiving, the second-ever Charger to do so (Lionel James, 1985)...<b>vs. Minnesota (Dec. 15):</b> Started at RT, playing all 62 snaps on offense...Blocked for Philip Rivers to post over 300 passing yards for the eighth time of the season...<b>vs. Oakland (Dec. 22):</b> Started at RT, playing all 61 offensive snaps...Provided time for Philip Rivers to complete nearly 70 percent of his pass attempts on the day...Had a block on a 10-yard carry by Melvin Gordon on fourth-and-two in the third quarter...<b>at Kansas City (Dec. 29):</b> Blocked for the offense to rush for over 100 yards while giving Philip Rivers time to complete 67.4 percent of his passes...Played 46 offensive snaps and two on special teams after starting at RT.</p>	
FRONT OFFICE		
TEVI		<p>games, respectively, to start a season...Blocked for the NFL's No. 11 offense, posting 372.6 yards-per-game...Contributed on a line that blocked for a rushing attack that posted over 100 yards in five of the first six games, including each of the first four...Blocked for RB Melvin Gordon III to become the sixth Charger to reach 3,000 career rushing yards and post three 100-yard games...Paved the way for Gordon to record the first five-game streak with at least one scrimmage TD and 120-plus yards from scrimmage in a decade (RB Jamaal Charles, 2007)...Appeared on 75 special teams plays...Started at RT in both playoff games...Added eight plays on special teams in the postseason...<b>vs. Kansas City (Sept. 9):</b> Saw action at RT on 67 snaps after Joe Barksdale departed with a knee injury...Blocked for the offense to total a Week 1-high 541 net yards, including 123 on the ground...Protected Philip Rivers to throw for 424 yards and three TDs for a 103.7 passer rating...<b>at Buffalo (Sept. 16):</b> Opened the game at RT, playing all 57 offensive snaps...Kept Philip Rivers upright to complete 85.2 percent of his passes for 256 yards and three TDs (143.2 passer rating)...It marked Rivers' 54th three-TD performance (second of the season) and the fifth-best single-game passer rating of his career (min. 20 attempts)...Paved the way for an offense that rushed for 100-plus yards for the second time in as many weeks...Blocked for RB Austin Ekeler to record a single-game career-high 77 rushing yards and for Melvin Gordon to match a career best with three total TDs (one rushing, two receiving)...<b>at Los Angeles Rams (Sept. 23):</b> Protected Philip Rivers to throw for 226 yards and two TDs, registering a 105.7 passer rating...Blocked for an offense that posted 141 rushing yards on 20 carries (7.1 avg.)...<b>vs. San Francisco (Sept. 30):</b> Opened the game at RT and also saw time at LT, playing all 68 offensive snaps...Blocked for Melvin Gordon to record his first 100-yard rushing game of the season, finishing with 104 yards...It marked the fourth-straight contest where the offense posted at least 100 rushing yards...Protected Philip Rivers to throw for three TDs...Provided a key block in the fourth quarter for Gordon to run off tackle to the left for a 34-yard gain to the San Francisco four-yard line...<b>vs. Oakland (Oct. 7):</b> Started at LT...Provided time for Philip Rivers to throw for 339 yards and register a 143.4 passer rating, the best rating of his career against Oakland...Provided downfield blocking in the fourth quarter for TE Virgil Green to score a 13-yard TD on a screen pass...<b>at Cleveland (Oct. 14):</b> Started at RT and played all 60 offensive snaps, seeing action in the 20th game of his career...Paved the way for the offense to register 449 yards of offense, including a season-high 246 on the ground, which was the most by a Chargers offense since 2008...Blocked for Melvin Gordon to post a single-game career high three rushing TDs, including key blocks on Gordon's first and second TDs of the</p>
DRAFT PICKS & FREE AGENTS	<p><b>2018:</b> Started 14 games at RT and one at LT after playing in relief of T Joe Barksdale in the season opener due to injury...Part of a line that protected QB Philip Rivers to pass Hall of Fame QB Fran Tarkenton for the sixth-most career TD passes in NFL history and Hall of Fame QB John Elway for the eighth-most passing yards in league annals...Blocked for Rivers to pass Hall of Fame QB Terry Bradshaw and New York Giants QB Eli Manning to tie Hall of Fame QB Johnny Unitas for the 10th-most regular-season victories by a QB...Gave Rivers time to post two games with 400-plus yards, five with 300-plus yards and four three-TD contests...Protected Rivers to set a team mark with multiple TD passes in the first 12 games of the season and 13-straight contests dating back to 2017, becoming the fourth QB in history to have multiple TD passes in the first 12 games to open a season...Kept Rivers upright to post a passer rating of at least 90 in each of the first 14 games this season, becoming the third QB to do so in each of the first 14 games of a season in NFL history...Protected Rivers to post the most efficient game in NFL history, setting all-time marks for single-game consecutive completions (25) and single-game completion percentage with at least 20 pass attempts (96.6)...Kept Rivers upright to throw 13 TD passes in the first five games, 15 in the first six contests and 17 in the team's first seven games, tying for the most in his career through five, six and seven</p>	
2019 IN REVIEW		
RECORDS & HISTORY		
GENERAL INFORMATION		



day...Protected Philip Rivers to reach 15 TDs on the year, tying for the most of his career through the first six games of a season...Combined with C Mike Pouncey to block DB Jabrill Peppers on a 16-yard screen pass to WR Keenan Allen in the second quarter...**vs. Tennessee (Wembley Stadium, Oct. 21):** Provided time for Philip Rivers to throw two TDs and 306 yards, registering a 137.7 passer rating, his sixth rating of 100-plus for the year...The two TDs put Rivers at 17 for the season, tying for the most through the first seven games of a season in his career...**at Seattle (Nov. 4):** Blocked for Melvin Gordon to post his third 100-yard rushing output of the season, registering a TD and 113 yards on 16 attempts (7.1 avg.)...Threw a lead block on S Bradley McDougald to help Gordon get into the end zone on his 34-yard carry in the second quarter...Protected Philip Rivers to throw for two TDs, 228 yards and a 105.9 passer rating...Provided time for Rivers to record his seventh game of the season with a passer rating over 100, the most through the first eight games of a season in his career...**at Oakland (Nov. 11):** Blocked for Melvin Gordon to post 165 yards from scrimmage and a TD for the fifth-straight game, the longest streak since 2007 (Jamaal Charles)...Protected Philip Rivers to throw for two TDs and 223 yards (105.1 passer rating) for his eighth game of 2018 with a passer rating of 100-plus, good for the most of his career through nine games in a season...**vs. Denver (Nov. 18):** Started at RT and played 42 offensive snaps, platooning with Joe Barksdale...Provided time for Philip Rivers to throw for 401 yards, his 11th career 400-yard output, and two TDs, his team-record 11th-straight game with multiple TD passes (dating back to 2017)...Paved the way for Melvin Gordon to post his sixth-straight game with at least 120 yards from scrimmage...**vs. Arizona (Nov. 25):** Helped keep Philip Rivers upright to record the most efficient game in NFL history, setting all-time marks for single-game consecutive completions (25) and single-game completion percentage with at least 20 pass attempts (96.6)...Protected Rivers to become the fourth-ever QB to post multiple TD passes in each of the first 11 games to open a season, with the game marking the 56th three-

TD game of Rivers' career...Part of a line that paved the way for a rushing attack to post 178 yards...Blocked S Antoine Bethea to help Melvin Gordon score on a 28-yard carry in the second quarter...**at Pittsburgh (Dec. 2):** Provided time for Philip Rivers to become the fourth QB in history to record 12-consecutive games to open a season with multiple TDs and the third QB ever to post 12-straight games to start a season with a 90-plus passer rating...Blocked for Rivers to record 299 passing yards and two TDs for a 115.4 passer rating on 26-of-36 passing (72.2 pct.)...Part of a line that blocked for a rushing attack that posted 83 yards on 13 attempts (6.4 avg.) in the second half...**vs. Cincinnati (Dec. 9):** Part of a line that protected Philip Rivers to extend his streak of games with a touchdown pass to 26 straight...Paved the way for Austin Ekeler to register a rushing TD and 66 yards on 15 attempts (4.4 avg.)...Crashed to the left to seal a block on Ekeler's five-yard TD run...Provided a block to spring Ekeler free for an 18-yard gain in the first quarter...**at Kansas City (Dec. 13):** Blocked for Philip Rivers to throw for 313 yards, the 62nd 300-yard performance of his career, to tie Hall of Fame QB Brett Favre for the fifth-most in NFL history...Kept Rivers upright to lead a fourth quarter comeback win and toss a TD in the 27th-straight game...Part of a line that allowed Rivers to fire 30 TDs on the year, giving him six campaigns with at least 30, the fifth-most in history...Threw a block on LB Anthony Hitchens for RB Justin Jackson to post a nine-yard carry in the first quarter...**vs. Baltimore (Dec. 22):** Threw a block on Melvin Gordon's 13-yard run to set up a TD carry two plays later...**at Denver (Dec. 30):** Played all 59 snaps as the starting RT...**at Baltimore (AFC Wild Card, Jan. 6):** Saw the first postseason action of his career, starting at RT and playing all 73 offensive snaps...Blocked on a line that allowed just one sack to a Baltimore pass rush that had more than 40 on the season...**at New England (AFC Divisional, Jan. 13):** Part of a line that blocked for Philip Rivers to throw for a postseason single-game career-high 331 yards...Played all 71 snaps on offense after starting at RT.

**2017:** Inactive for the first two contests of the season and appeared in 14 others, including his first career start at LT...**at Denver (Sept. 11):** Inactive (healthy scratch)...**vs. Kansas City (Sept. 24):** Made his NFL debut, appearing on two special teams plays...**vs. Philadelphia (Oct. 1):** Saw action on four special teams snaps...**at New York Giants (Oct. 8):** Appeared on five plays on special teams...**at Oakland (Oct. 15):** Played four snaps on special teams...**vs. Denver (Oct. 22):** Saw the first action on offense of his career, taking part in one snap on offense and three on special teams...**at New England (Oct. 29):** Appeared on seven snaps on special teams...**at Jacksonville (Nov. 12):** Played seven plays on special teams and three on offense...**vs. Buffalo (Nov. 19):** Saw the most extensive action of his career on offense to that point, participating on 22 offensive snaps and 14 on special teams...**at Dallas (Nov. 23):** Participated on eight special teams plays...**vs. Cleveland (Dec. 3):** Saw action on nine snaps on special teams...**vs. Washington (Dec. 10):** Played 13 snaps at LT in relief of T Russell Okung due to a mid-game injury before returning... Added eight snaps on special teams...**at Kansas City (Dec. 16):** Saw action at LT, playing 24 offensive snaps and seven on special teams...**at New York Jets (Dec. 24):** Started at LT for the first start of his career, playing all 73 snaps on offense and adding three on special teams... Provided time for QB Philip Rivers to pass Hall of Fame QB John Elway (4,123) for eighth on the all-time completions list, finishing 22-of-40 passing (55.0 pct.) for 290 yards and a TD (86.5 passer rating)... It marked Rivers' ninth 4,000-yard season of his career, becoming the fourth QB in NFL history to achieve 4,000 yards in nine-plus seasons (Peyton Manning with 14, Drew Brees with 12 and Tom Brady with nine)... Blocked for RB Melvin Gordon to post 81 rushing yards and a TD on 19 carries (4.3 avg.) and haul in three catches for 47 yards (15.7 avg.), allowing Gordon to surpass 1,000 rushing yards for the first season of his career...**vs. Oakland (Dec. 31):** Saw action on nine special teams snaps.

**COLLEGE:** Played four seasons (2013-16) at Utah, appearing in 48 games... Began his career as a DT for the Utes before switching to the offensive line... Over three seasons as an offensive lineman played in 37 contests... Saw time at LT (13 starts) and RT (11 starts) in his career... As a freshman DT in 2013, totaled nine tackles with two tackles for loss and a sack... Was invited to the East-West Shrine Game following his 13 starts at left tackle in his senior season.

**PERSONAL:** Given name Samiuela Milaioti Tevi... Last name is pronounced teh-VEE... Born in Euless, Texas... Has two brothers and five sisters... Cousin is FB Will Tukuafu, who appeared in Super Bowl LXVII with San Francisco... Volunteers as an instructor at Ikuna Sports Foundation based in Euless, Texas, which hosts a free youth football camp that he attended in high school... Goal is to be a high school coach following his playing career... Earned a degree in sociology from Utah... **High School:** Earned second-team defense on the 2012 *Star-Telegram* Super Team and first-team All-District honors in the 2011-12 seasons at Trinity High in Euless, Texas... Lettered four times in football, twice in basketball and three times in track & field.

### SAM TEVI NFL GAMES

Year	Team	GP	GS
2017	Los Angeles Chargers	14	1
2018	Los Angeles Chargers	16	15
2019	Los Angeles Chargers	14	14
<b>NFL Totals</b>		<b>44</b>	<b>30</b>

### POSTSEASON

Year	Team	GP	GS
2018	Los Angeles Chargers	2	2

### CAREER NFL TRANSACTIONS

**2017** Selected by Los Angeles Chargers in the sixth round (190th overall) of NFL Draft, April 29... Signed rookie contract, May 12.



# JERRY TILLERY 99

DEFENSIVE TACKLE | NOTRE DAME

6-6 | 295 lbs | SHREVEPORT, LA.

DRAFT 1 - 2019

EXPERIENCE: 2ND NFL SEASON

2ND YEAR WITH CHARGERS

## CAREER HIGHLIGHTS

- Started three of his 15 games played as a rookie at DT, finishing with 38 tackles (14 solo), five tackles for loss and two sacks.

**2019:** Saw action in 15 games, starting three at DT, and was inactive another...Recorded 38 tackles (14 solo), five tackles for loss and two sacks...**vs. Indianapolis (Sept. 8):** Made his NFL debut, assisting on a tackle...**at Detroit (Sept. 15):** Posted a solo stop...**vs. Houston (Sept. 22):** Assisted on two tackles...**at Miami (Sept. 29):** Registered three tackles (one solo) and a half-sack, the first of his career...**vs. Denver (Oct. 6):** Posted a seven-yard sack...**vs. Pittsburgh (Oct. 13):** Assisted on a pair of tackles...**at Tennessee (Oct. 20):** Made the first start of his career at DT...Assisted on a pair of stops...**at Chicago (Oct. 27):** Started at DT, posting 10 tackles (three solo) and a tackle for loss...**vs. Green Bay (Nov. 3):** Posted three tackles (one solo) after starting at DT...**at Oakland (Nov. 7):** Recorded two tackles (one solo)...**vs. Kansas City (Estadio Azteca, Nov. 18):** Assisted on a tackle...**at Denver (Dec. 1):** Posted three tackles (one solo)...**at Jacksonville (Dec. 8):** Inactive (healthy scratch)...**vs. Minnesota (Dec. 15):** Registered six tackles (three solo) and a tackle for loss...**vs. Oakland (Dec. 22):** Split a seven-yard sack with DE Melvin Ingram III, finishing with two tackles (one solo), the half-sack and 0.5 tackles for loss...On the sack, beat the block of T Brandon Parker to help Ingram bring down QB Derek Carr...**at Kansas City (Dec. 29):** Finished with a solo stop that was a tackle for loss.

## BEYOND THE BOLT



Tillery ran drills and interacted with over 100 campers at the inaugural Los Angeles Chargers Elite Skills (L.A.C.E.S) Camp. It was held at Hoag Performance Center by the Los Angeles Chargers Impact Fund to help local youth develop skills needed to help reach the peak of their athletic ability. All proceeds from the camp benefit the Fund's goal of providing sports access and opportunities to kids across Southern California.

Visited Homeboy Industries with the other defensive rookies last year as part of a day of service. The rookies toured the headquarters, spoke with staff and took a class learning to make tamales. Homeboy Industries provides hope, training and support to formerly gang-involved and previously incarcerated men and women, allowing them to redirect their lives and become contributing members of the community.

Tillery participated in the team's annual show distribution with WSS last season. Chargers players, Charger Girls and staff were paired with students from elementary schools in Santa Ana Unified School District. Each student picked out a new pair of shoes as part of the distribution.

COMMUNITY

FRONT OFFICE

TILLERY

DRAFT PICKS & FREE AGENTS

2019 IN REVIEW

RECORDS & HISTORY

GENERAL INFORMATION

COLLEGE:

Played four seasons (2015-18) at Notre Dame, appearing in 50 career games...Ended his Fighting Irish career with 135 tackles (70 solo), 13.5 sacks and four forced fumbles...Posted eight sacks as a senior, including a four-sack performance in a win over No. 7 Stanford for which he earned national recognition... Added 10.5 tackles for loss and a pair of blocked kicks... Recorded a tackle in each of the first nine games of 2018, registering five tackles for loss in those contests...Had two sacks and a forced fumble in the season-opening win for his senior campaign against No. 14 Michigan.

PERSONAL:

Given name Jerry D. Tillery Jr. ...Born in Shreveport, La. ...Speaks Japanese and enjoys traveling...Completed two triathlons the summer before his senior campaign...In the summer of 2017, interned for the hedge fund Abbey Capital in Dublin, Ireland...Joined fellow rookie LB Drue Tranquill during the KCBS Telethon raising funds for COVID-19 relief by reading excerpts from their favorite children's books for Los Angeles Unified School District on Snapchat...Earned a degree in economics from Notre Dame...**High School:** Named *Shreveport Times* All-City Defensive Player of the Year as a senior at Evangel Christian High in Shreveport, La. ...Posted 93 tackles, 15 tackles for loss and seven sacks in his final prep campaign...Ranked as the No. 3 player on the *New Orleans Times-Picayune* Nifty 50 squad.

JERRY TILLERY NFL STATISTICS

Year	Team	GP	GS	- Tackles -				Yds	TFL	- Interceptions -					- Fumbles -			
				Total	Solo	Asst	Sacks			No.	Yds	Lg	TD	PD	FF	FR	Yds	
2019	Los Angeles Chargers...	15	3	38	14	24	2.0	11.5	5	0	0	-	0	0	0	0	0	0

CAREER NFL TRANSACTIONS

2019

Selected by Los Angeles Chargers in the first round (28th overall) of NFL Draft, April 25...Signed rookie contract, June 11.

- 186 -



# COLE TONER ⚡ 64

CENTER/GUARD | HARVARD

6-7 | 300 lbs | GREENWOOD, IND.

FREE AGENT - 2017

EXPERIENCE: 3RD NFL SEASON

4TH YEAR WITH CHARGERS

## CAREER HIGHLIGHTS

- Made his Chargers debut on special teams in the 2018 season opener vs. Kansas City.
- Selected in the fifth round by the Cardinals with the 170th overall pick in the 2016 NFL Draft.

**2019:** Spent the back half of the season on the Chargers practice squad.

**2018:** Appeared in a game on special teams and was inactive 15 others...Inactive for both postseason contests...**vs. Kansas City (Sept. 9):** Made his Chargers debut...Saw action on four plays on special teams...**at Buffalo (Sept. 16):** Inactive (healthy scratch)...**at Baltimore (AFC Wild Card, Jan. 6):** Inactive (healthy scratch).

**2017:** Spent time on the practice squads for Cincinnati, New England and the Los Angeles Chargers.

**2016:** Appeared in two games, did not play in three and was inactive for 11 others...**vs. New England (Sept. 11):** Inactive (healthy scratch)...**at Buffalo (Sept. 25):** Dressed, but did not participate...**vs. Los Angeles (Oct. 2):** Inactive (healthy scratch)...**vs. New York Jets (Oct. 17):** Dressed but did not see any action...**vs. Seattle (Oct. 23):** Inactive (healthy scratch)...**vs. New Orleans (Dec. 18):** Was active, but did not play...**at Seattle (Dec. 24):** Made his NFL debut...**at Los Angeles (Jan. 1):** Appeared in his second game.

**COLLEGE:** Played four seasons (2012-15) at Harvard, starting all 34 games that he played in...Saw action at G and T...As a senior, was selected by *The Associated Press* to the Football Championship Subdivision first-team All-America...Earned Academic All-Ivy League honors and was a semifinalist for the William V. Campbell Trophy, which is popularly referred to as the Academic Heisman...Played in the Reese's Senior Bowl following his Crimson career.

**PERSONAL:** Given name Cole Toner...Born in Greenwood, Ind. ...In his final two years at Harvard, interned at State Street Bank in the legal and regulatory office in Boston, Mass. ...Earned a degree in government with a minor in economics from Harvard...**High School:** Lettered four years in football and basketball at Roncalli High in Indianapolis, Ind.

## BEYOND THE BOLT



Toner participated in the team's annual shoe distribution with WSS in each of the past two years. Chargers players, Charger Girls and staff were paired with students from elementary schools in Inglewood Unified School District and Santa Ana Unified School District. Each student picked out a new pair of shoes as part of the distribution.

Toner became the 15th player and just the fourth offensive lineman to be drafted out of Harvard since at least 1967. Only T. Roger Caron (Indianapolis selected him in 1985 with the 177th pick) and T. Dan Jiggetts (Chicago selected him in 1976 with the 161st pick) were Harvard offensive linemen selected higher in their respective drafts than Toner.

...Earned first-team Class 4A All-State recognition as a junior and senior...Posted 32 tackles, two sacks and an INT in his final prep year...Named Academic All-State by the Indiana Football Coaches Association.

## COLE TONER NFL GAMES

Year	Team	GP	GS
2016	Arizona	2	0
2018	Los Angeles Chargers	1	0
<b>NFL Totals</b>		<b>3</b>	<b>0</b>

POSTSEASON		GP	GS
2018	Los Angeles Chargers	0	0

On practice squad for Bengals, Patriots and Chargers in 2017.

Inactive for Chargers' two games during 2018 postseason.

On practice squad for Chargers in 2019.

## CAREER NFL TRANSACTIONS

- 2016** Selected by Arizona Cardinals with the second of two picks in the fifth round (170th overall) of NFL Draft, April 30 (compensatory pick)...Signed rookie contract, May 9.
- 2017** Waived by Cardinals, Sept. 2...Signed by Cincinnati Bengals to practice squad, Sept. 4...Released by Bengals from practice squad, Sept. 30...Signed by New England Patriots to practice squad, Oct. 9...Placed on Practice Squad; Injured, Oct. 12...Released by Patriots from Practice Squad; Injured with injury settlement, Oct. 16...Signed by Los Angeles Chargers to practice squad, Nov. 7.
- 2018** Re-signed by Chargers to Reserve/Future contract, Jan. 1.
- 2019** Signed contract extension, March 5...Waived by Chargers, Aug. 7...Signed by Chargers to practice squad, Oct. 15...Re-signed by Chargers to Reserve/Future contract, Dec. 30.



# DRUE TRANQUILL ⚡ 49

LINEBACKER | NOTRE DAME

6-2 | 234 lbs | FORT WAYNE, IND.

DRAFT 4 - 2019

EXPERIENCE: 2ND NFL SEASON

2ND YEAR WITH CHARGERS

## CAREER HIGHLIGHTS

- ▶ Named All-Rookie by the Professional Football Writers of America in 2019.
- ▶ Appeared in 15 games last year with three starts at LB, posting 64 tackles (59 solo), three tackles for loss, a pass defended and 12 special teams tackles.

**2019:** Named All-Rookie (Special Teamer) by the Professional Football Writers of America...Saw action in 15 games, starting three at LB, and was inactive another...Recorded 64 tackles (59 solo), three tackles for loss and a pass defended...Posted 12 special teams tackles...**Awards:** Professional Football Writers of America All-Rookie (Special Teamer)...Pro Football Focus All-Rookie (Special Teamer)...Pro Football Journal First-Team All-Rookie (Special Teamer)...**vs. Indianapolis (Sept. 8):** Made his NFL debut, playing 16 special teams snaps and recording a tackle on special teams...Powered through a block by S Khari Willis to deflect a punt by P Rigoberto Sanchez, resulting in the punt only going 20 yards...**at Detroit (Sept. 15):** Appeared on 15 special teams plays...**vs. Houston (Sept. 22):** Recorded a tackle on special teams while playing on 18 special team snaps...**at Miami (Sept. 29):** Played on defense for the first time in his career, registering two solo tackles...Added a special teams tackle...**vs. Denver (Oct. 6):** Saw the most action on defense of his career to that point, finishing with five tackles (three solo)...Added two special teams tackles...**vs. Pittsburgh (Oct. 13):** Recorded a special teams tackle for the fourth-straight game...Posted five tackles (four solo)...**at Tennessee (Oct. 20):** Registered a solo tackle...Saw his streak of games with a special teams tackle come to an end...**at Chicago (Oct. 27):** Recorded four solo tackles and broke up a pass while posting two tackles on special

## HONORS AND AWARDS

**2019:** Professional Football Writers of America All-Rookie (Special Teamer)

teams...**vs. Green Bay (Nov. 3):** Totaled three solo tackles on defense and two special teams tackles...Deflected a punt to give the offense possession in Packers territory...On the play, split the protection to get a hand on the punt, resulting in it going just eight yards...**at Oakland (Nov. 7):** Made the first start of his career, doing so at LB...Finished with 13 tackles (seven solo)...**vs. Kansas City (Estadio Azteca, Nov. 18):** Inactive (calf)...**at Denver (Dec. 1):** Started at LB, posting five tackles (four solo) and three tackles for loss...Closed quickly on RB Phillip Lindsay after catching a pass in the left flat, tackling the runner for a five-yard loss...**at Jacksonville (Dec. 8):** Recorded 10 tackles (seven solo) after opening at LB...**vs. Minnesota (Dec. 15):** Finished with four solo stops...**vs. Oakland (Dec. 22):** Recorded seven tackles (five solo) and a tackle on special teams...**at Kansas City (Dec. 29):** Posted five solo tackles on defense and had a special teams tackle.

**COLLEGE:** Played four seasons (2014, '16-18) at Notre Dame while receiving a medical redshirt for 2015...Served as a team captain for each of his final two seasons...Totaled 292 tackles (181 solo), 25 tackles for loss, 5.5 sacks, three INTs, 14 passes defended, a forced fumble and a recovery...Saw the bulk of his production come after converting to LB in 2017 for his final two seasons in South Bend, Ind., posting 171 tackles (107 solo), 19.5 tackles for loss, five sacks, eight passes defended, an interception, a forced fumble and four recoveries...As a senior in 2018, won the Wuerffel Trophy and was a finalist for the William V. Campbell Trophy...Was recognized as a freshman as Notre Dame's Defensive Newcomer of the Year.



**PERSONAL:** Given name Anthony Drue Tranquill... Born in Montgomery, Ala. ...Married his wife, Jackie, in July 2018...The couple has a son, Elijah James, who was born in May 2019...Eldest of five children... Active with Kids Alive International, specifically volunteering with the Dominican Republic chapter... With the other defensive rookies in 2019, visited Homeboy Industries as part of a day of service, where the rookies toured the headquarters and took part in a class to make tamales...Participated in the team's trick or treat trail at Hoag Performance Center with the Pediatric Cancer Research Foundation in 2019, joining patients and their families in Halloween arts and crafts as well as trick-or-treating...Joined fellow rookie DT Jerry Tillery during the KCBS Telethon raising funds for COVID-19 relief by reading excerpts from their favorite children's books for Los Angeles Unified School District on Snapchat...In the 2020 offseason, Tranquill hosted the cast of the CBS show SEAL Team for a private tour of SoFi Stadium...Earned a degree in mechanical engineering from Notre Dame...**High School:** Earned *Fort Wayne News-Sentinel* Football Player of the Year as a senior at Carroll High in Fort Wayne, Ind. ...Recorded 75 tackles, 16 tackles for loss, four sacks and an INT in 2013...On offense, posted 1,420 rushing yards and 28 TDs on 114 attempts (12.5 avg.) while catching 16 passes for 348 yards (21.8 avg.) and five TDs...Added a 29-yard TD pass...Lettered four years in football, two in baseball and one in track & field...Named All-Area in baseball by the *Fort Wayne News-Sentinel* as a senior after batting .403 with four home runs, 21 runs scored, 19 RBI and 16 stolen bases.

## BEYOND THE BOLT



*Along with DE Joey Bosa, Tranquill participated with patients and their families from the Pediatric Cancer Research Foundation for Halloween at Hoag Performance Center this past October. The players were placed at stations along a trick-or-treat trail throughout the facility, interacting with the children and their families as they passed by. The night also included a photo booth, arts & crafts, spooky snacks and a family-friendly movie.*

*Visited Homeboy Industries with the other defensive rookies last year as part of a day of service. The rookies toured the headquarters, spoke with staff and took a class learning to make tamales. Homeboy Industries provides hope, training and support to formerly gang-involved and previously incarcerated men and women, allowing them to redirect their lives and become contributing members of the community.*

## DRUE TRANQUILL NFL STATISTICS

Year	Team	GP	GS	- Tackles -				Sacks	Yds	TFL	- Interceptions -					- Fumbles -		
				Total	Solo	Asst					No.	Yds	Lg	TD	PD	FF	FR	Yds
2019	Los Angeles Chargers	15	3	64	49	15		0.0	0	3	0	0	-	0	1	0	0	0

## CAREER NFL TRANSACTIONS

**2019** Selected by Los Angeles Chargers in the fourth round (130th overall) of NFL Draft, April 27...Signed rookie contract, May 10.



# TRAI TURNER ⚡ 70

GUARD | LOUISIANA STATE

6-3 | 315 lbs | NEW ORLEANS, LA.

TRADE (CAR) - 2020

EXPERIENCE: 7TH NFL SEASON

1ST YEAR WITH CHARGERS

## CAREER HIGHLIGHTS

- ▶ Selected to five-straight Pro Bowls (2015-19 seasons), joining Pittsburgh G David DeCastro, Dallas G Zack Martin and Dallas T Tyron Smith as the only NFL offensive linemen to do so.
- ▶ Blocked on a line in 2015 for the NFL's top-scoring offense and NFL MVP Cam Newton to lead Carolina to be NFC Champions and an appearance in Super Bowl 50.
- ▶ Protected QBs for six-straight seasons to top 3,000 yards, including a pair of seasons with 3,500 or more.
- ▶ Blocked for 18 100-yard rushing performances and 13 300-yard passing games.

**2019:** Selected to his fifth Pro Bowl...Started 13 games at RG, helping block for undrafted rookie QB Kyle Allen to throw for over 3,000 yards...Paved the way for RB Christian McCaffrey to eclipse 1,000 yards rushing and receiving – the third player in history to accomplish the feat...Returned from a three-week absence due to injury to help block for McCaffrey to register three-straight 100-yard rushing performances...**Awards:** Pro Bowl Selection (Fifth)...**at Arizona (Sept. 22):** Blocked for an offense that posted 413 yards of offense, including 173 on the ground...Christian McCaffrey finished with 153 rushing yards and a TD...Protected Kyle Allen to complete 73.1 percent of his passes (19-of-26) for 261 yards and four TDs in the first start of his career...**vs. Houston (Sept. 29):** Inactive (ankle)...**at San Francisco (Oct. 27):** Returned to action after a three-week absence to start at RG...Led an offensive line to block for Christian McCaffrey to post 117 rushing yards, the first of his three-straight 100-yard games...**vs. Tennessee (Nov. 3):** Paved the way for McCaffrey to record his second-straight 100-yard rushing game along with a pair of rushing TDs.

**2018:** Selected to his fourth Pro Bowl...Started 13 games at RG and was inactive for three others, blocking for an offense that ranked fourth in the NFL with 133.5 rushing yards-per-game...Part of a line that blocked for the offense to eclipse 100 rushing yards in nine games...Paved the way for RB Christian McCaffrey to rush for 1,098 yards and seven TDs on 219 attempts

## HONORS AND AWARDS

- 2019:** 2020 NFL Pro Bowl Selection (Fifth)  
**2018:** 2019 NFL Pro Bowl Selection (Fourth)  
**2017:** 2018 NFL Pro Bowl Selection (Third)  
**2016:** 2017 NFL Pro Bowl Selection (Second)  
**2015:** NFC Champion  
 2016 NFL Pro Bowl Selection (First)

(5.0 avg.)...Protected QB Cam Newton to register his eighth-straight 3,000-yard passing season...**Awards:** Pro Bowl Selection (Fourth)...**vs. Dallas (Sept. 9):** Blocked for an offense that totaled 147 rushing yards before departing with injury...**vs. Atlanta (Sept. 16):** Inactive (concussion)...**vs. New York Giants (Oct. 7):** Returned to action to block for a rushing attack to post 118 yards...**vs. Tampa Bay (Nov. 4):** Started at RG for an offense that posted 407 yards, including 179 on the ground...**vs. Seattle (Nov. 25):** Protected Cam Newton to complete a season-high 83.3 percent of his passes (25-of-30) and zero sacks...Christian McCaffrey totaled 125 rushing yards and 112 receiving as the offense totaled a season-high 476 yards of offense...**vs. New Orleans (Dec. 30):** Inactive (ankle).

**2017:** Selected to his third Pro Bowl...Opened 13 games at RG and missed three others due to injury...Blocked for the offense to post a game with over 500 yards of offense and nine games with at least 100 rushing yards...Protected QB Cam Newton to post a pair of 300-yard games...Started the team's lone playoff game helping the offense post 413 yards...**Awards:** Pro Bowl Selection (Third)...**at New England (Oct. 1):** Paved the way for the offense to total 444 yards and for Cam Newton to throw for three TDs in his first 300-yard performance of the season...**vs. Miami (Nov. 13):** Part of a line that blocked for the offense to register 548 yards of offense, including 294 on the ground – both season highs...Jonathan Stewart finished with 110 rushing yards on 17 attempts (6.5 avg.)...**vs. Green Bay (Dec. 17):** Inactive (concussion)...**vs. New Orleans (NFC Wild Card, Jan. 7):** Blocked for Cam Newton to throw for 349 yards while Christian McCaffrey eclipsed 100 yards receiving.

**2016:** Selected to his second Pro Bowl...Started all 16 games – 12 at RG and four at RT...Blocked on a line that paved the way for a rushing attack to eclipse 100 yards in 11 games, including three-straight to open the season and four-straight to close it...QB Cam Newton topped 3,500 yards for the fourth time in his career...**Awards:** Pro Bowl Selection (Second)...**vs. San Francisco (Sept. 18):** Part of an offense that topped 500 yards and set season highs with 176 rushing yards and 353 passing yards...Protected Cam Newton to throw for four TDs while the line allowed just one sack for Newton to post a 111.8 passer rating...**at Washington (Dec. 19):** Started at RT...Blocked for the offense to record 438 total yards, its second-highest of the season...RB Jonathan Stewart finished with 132 rushing yards on 25 attempts (5.3 avg.).

**2015:** Selected to his first Pro Bowl...Opened all 16 games at RG, blocking for the NFL's top offense and QB Cam Newton to win the league MVP award by throwing for 3,837 yards and 35 TDs and running for another 10 scores...Blocked on a line that won 15 games in the regular season, topping 30 points eight times and 20 points in all 15 wins...The offense ranked No. 2 in rushing, averaging 142.6 yards-per-game...Paved the way for 100-plus rushing yards in every regular-season and postseason game...Started all three postseason games for a unit that eclipsed 30 points in two playoff contests...**Awards:** Pro Bowl Selection (First)...NFC Champion...**vs. Philadelphia (Oct. 25):** Paved the way for the offense to set a season high with 204 rushing yards and to average 6.2 yards-per-attempt...**at New York Giants (Dec. 20):** Blocked for Cam Newton to total 100 rushing yards and 340 passing yards with five passing TDs...**vs. Seattle (NFC Divisional, Jan. 17):** Started at RG for an offense that posted 144 rushing yards, the fourth-most given up by a Seahawks defense in the postseason since 2010...**vs. Arizona (NFC Championship, Jan. 24):** Helped the team score 49 points, the second-best performance in a conference championship since the NFL-AFL merger in 1970...Blocked for an offense that totaled 476 yards, the second-best postseason yardage in team annals...**vs. Denver (Super Bowl 50, Feb. 7):** Started at LG in the first Super Bowl of his career.

**2014:** Appeared in 13 games, starting nine at RG, and was inactive three games with knee/ankle injuries...Blocked for an offense to post the third-most single-game rushing yards in team annals at divisional New Orleans in December...Protected QB Cam Newton to total 23 TDs (18 passing, five rushing)...Started both postseason games at RG...**at Tampa Bay (Sept. 7):** Made his NFL debut as a reserve OL...**vs. Chicago (Oct. 5):** Made the first start of his career, opening the game at RG...**at Cincinnati (Oct. 12):** Blocked for an offense that totaled 431 yards, including 147 on the ground...Cam Newton eclipsed 107 yards on the ground, including a 12-yard TD run, and threw for two more scores...**vs. Seattle (Oct. 26):** Inactive (knee/ankle)...**at New Orleans (Dec. 7):** Paved the way for an offense to post season highs in total yards (497) and rushing yards (271)...The 271 rushing yards were the third-most in a single game by a Panthers offense in history at the time...**vs. Arizona (NFC Wild Card, Jan. 3):** Made his NFL postseason debut, starting at RG...Blocked for the offense to post 188 rushing yards as RB Jonathan Stewart posted 123 on his own...**at Seattle (NFC Divisional, Jan. 10):** Started at RG.

**COLLEGE:** Played two seasons (2012-13) at Louisiana State, redshirting in 2011...Played in 25 career games with 20 starts...Earned second-team All-Southeastern Conference honors as a sophomore from *The Associated Press* when he helped pave the way for RB Jeremy Hill to post 1,400 rushing yards on the season, starting all 13 games at RG...As a freshman, played in 12 games while starting seven...Blocked for Hill post 100 rushing yards in four of his seven starts, including a 127-yard effort in a win over Texas A&M.

**PERSONAL:** Given name Trai Denzell Turner...Born in New Orleans, La. ...Played high school football with Jacksonville RB Leonard Fournette...Cousin, Michael Franklin, played football at San Diego State...Enjoys taking vibrant photos...Studied interdisciplinary studies at Louisiana State...**High School:** Rated a four-star prospect out of St. Augustine High in New Orleans, La. ...*PrepStar* All-American in 2011 and was named to the *New Orleans Times-Picayune* Blue Chip list...Played RT and DT, lettering three years in football.

## CAREER NFL TRANSACTIONS

- 2014** Selected by Carolina Panthers in the third round (92nd overall) of NFL Draft, May 9...Signed rookie contract, June 5.
- 2017** Signed contract extension, July 21.
- 2020** Traded by Panthers to Los Angeles Chargers for T Russell Okung, March 18.

## TRAI TURNER NFL GAMES

Year	Team	GP	GS
2014	Carolina	13	9
2015	Carolina	16	16
2016	Carolina	16	16
2017	Carolina	13	13
2018	Carolina	13	13
2019	Carolina	13	13
<b>NFL Totals</b>		<b>84</b>	<b>80</b>

POSTSEASON		GP	GS
Year	Team		
2014	Carolina	2	2
2015	Carolina	3	3
2017	Carolina	1	1
<b>Postseason Totals</b>		<b>6</b>	<b>6</b>



# NICK VIGIL ⚡ 59

LINEBACKER | UTAH STATE

6-2 | 195 lbs | PLAIN CITY, UTAH

UFA (CIN) - 2020

EXPERIENCE: 5TH NFL SEASON

1ST YEAR WITH CHARGERS

## CAREER HIGHLIGHTS

- ▶ Over 54 career games with 37 starts, totaled 286 tackles (176 solo), two sacks and a pair of picks.
- ▶ Recorded 17 total tackles in the 2018 season finale, the most by a Bengals player since 2015.

**2019:** Opened all 16 games at LB, finishing with 111 tackles (60 solo)...Added a sack, three tackles for loss, an INT, five passes defended, a forced fumble and two recoveries...Posted four games with double-digit tackles, including three-straight contests...

**at Pittsburgh (Sept. 30):** Kicked off a three-game stretch with 10-plus tackles, totaling 11 stops on the day (eight solo)...Added two tackles for loss and forced a fumble...**vs. Arizona (Oct. 6):** Finished with 13 tackles (six solo)...**at Baltimore (Oct. 13):** Posted 13 tackles (nine solo), a fumble recovery and a pass defended...**at Cleveland (Dec. 8):** Returned an INT 34 yards and posted four tackles (two solo)...Posted two passes defended.

**2018:** Saw action in 11 games with 10 starts...Despite missing five games due to injury, finished third on the team with 84 tackles (62 solo)...Posted four tackles for loss, three passes defended and recovered a fumble...**vs. Indianapolis (Sept. 9):** Recorded 11 solo stops and two tackles for loss in the season opener after starting at SLB...**at Carolina (Sept. 23):** Finished with 12 tackles (nine solo)...**at Kansas City (Oct. 21):** Inactive (knee)...**vs. Denver (Dec. 2):** Returned from injury to assist on two tackles

and recover a fumble...**at Pittsburgh (Dec. 30):** Set a career high with 17 tackles (12 solo)...The 17 stops were the most by a Bengal since LB Vontaze Burfict post 18 in 2013.

**2017:** Started 11 games and was inactive for three others before being placed in injured reserve with a back injury on Dec. 22...Totaled 77 tackles (43 solo), a sack and four tackles for loss...Added an INT and five passes defended while posting two special teams tackles...**vs. Baltimore (Sept. 10):** Recorded the first INT of his career, finishing the game with nine tackles (five solo) and a pass defended...Added a stop on special teams...**at Cleveland (Oct. 1):** Totaled 11 tackles (seven solo), a seven-yard sack and three tackles for loss...**vs. Pittsburgh (Dec. 4):** Inactive (ankle).

**2016:** Appeared in all 16 games, totaling 14 tackles (11 solo) with a pass defended on defense...Added seven special teams tackles...**at New York Jets (Sept. 11):** Made his NFL debut, posting a stop on special teams...**vs. Buffalo (Nov. 20):** Recorded the first defensive stats of his career, two solo tackles...**vs. Baltimore (Jan. 1):** Set season highs with six tackles (four solo) and a pass defended.

**COLLEGE:** Played three seasons (2013-15) at Utah State, redshirting in 2012...Appeared in 40 career games with 30 starts...Finished his Aggies career ranked 13th in school history with 324 tackles while adding 15.5 sacks...Saw action at RB the last two seasons of his career, totaling 169 yards and four TDs on 47 attempts (3.6 avg.)...Named first-team All-Mountain West Conference as a sophomore and junior...Was the only Football Bowl Subdivision Player in 2015 to post at least nine tackles in every game...Made a start at RB and LB against Brigham young as a sophomore, leading the Aggies in rushing yards (57) and tackles (nine) that day.

**PERSONAL:** Given name Nick Alfonso Vigil...Born in Ogden, Utah...Has a son, Roman, with his wife, Savannah...Brother, Zach, was an All-American LB at Utah State and played in the NFL for Miami and Washington...Earned a degree in sociology from at Utah State...**High School:** Lettered three years in football and a year in basketball at Fremont High in Plain City, Utah...Played RB and SS.

### NICK VIGIL NFL STATISTICS

Year	Team	GP	GS	- Tackles -					Yds	TFL	- Interceptions -					- Fumbles -		
				Total	Solo	Asst	Sacks				No.	Yds	Lg	TD	PD	FF	FR	Yds
2016	Cincinnati	16	0	14	11	3	0.0	0	0	0	0	0	-	0	1	0	0	0
2017	Cincinnati	11	11	77	43	34	1.0	7	4	1	0	0	0	0	5	0	0	0
2018	Cincinnati	11	10	84	62	22	0.0	0	5	0	0	0	-	0	3	0	1	0
2019	Cincinnati	16	16	111	60	51	1.0	0	3	1	34	34	0	5	1	2	13	
<b>NFL Totals</b>		<b>54</b>	<b>37</b>	<b>286</b>	<b>176</b>	<b>110</b>	<b>2.0</b>	<b>7</b>	<b>12</b>	<b>2</b>	<b>34</b>	<b>34</b>	<b>0</b>	<b>14</b>	<b>1</b>	<b>3</b>	<b>13</b>	

### CAREER NFL TRANSACTIONS

- 2016** Selected by Cincinnati Bengals in the third round (87th overall) of NFL Draft, April 29...Signed rookie contract, May 10.
- 2017** Placed on Reserve/Injured (back), Dec. 22.
- 2020** Signed by Los Angeles Chargers as unrestricted free agent, March 31.



# KYZIR WHITE ⚡ 44

LINEBACKER | WEST VIRGINIA

6-2 | 216 lbs | MACUNGIE, PA.

DRAFT 4 - 2018

EXPERIENCE: 3RD NFL SEASON

3RD YEAR WITH CHARGERS

## CAREER HIGHLIGHTS

- ▶ Posted back-to-back 10-tackle games in the first two contests of the season last year, finishing with 55 tackles (30 solo), an interception and two passes defended while appearing in all 16 games with seven starts.
- ▶ As a rookie in 2018, recorded 19 tackles (12 solo), a tackle for loss, an interception and three passes defended in three starts before suffering a season-ending knee injury.

**2019:** Played in all 16 games, starting seven games at LB...Posted 55 tackles (30 solo), two passes defended and an INT...Recorded the first 10-tackle game of his career and registered back-to-back double-digit tackle performances...**vs. Indianapolis (Sept. 8):** Led the way with a team-high 13 tackles (nine solo) for the first double-digit tackle performance of his career...**at Detroit (Sept. 15):** Finished with 10 tackles (four solo), good for his second-straight 10-tackle game...**vs. Houston (Sept. 22):** Played seven defensive snaps...**at Miami (Sept. 29):** Played 13 defensive snaps and assisted on a tackle...**vs. Denver (Oct. 6):** Started at LB, posting three tackles (two solo)...Recorded his first INT of the season and the second of his career, diving to pick off a pass that was deflected by DT Justin Jones...**vs. Pittsburgh (Oct. 13):** Played 28 defensive snaps...**at Tennessee (Oct. 20):** Assisted on three tackles after starting at LB...**at Chicago (Oct. 27):** Recorded two solo tackles...**vs. Green Bay (Nov. 3):** Played 11 snaps on defense and one on special teams...**at Oakland (Nov. 7):** Posted a solo stop, starting at LB...**vs. Kansas City (Estadio Azteca, Nov. 18):** Recorded a solo tackle...**at Denver (Dec. 1):** Started at LB, finishing with four tackles (two solo) and a pass defended...Broke up the pass in the first quarter intended for TE Noah Fant on a fade-route in the back right corner of the end zone...**at Jacksonville (Dec. 8):** Posted five tackles (one solo) after opening the game at LB...**vs. Minnesota (Dec. 15):** Recorded four tackles (one solo)...**vs. Oakland (Dec. 22):** Registered seven tackles (six solo), the highest output since he recorded 10 tackles in Week 2...**at Kansas City (Dec. 29):** Finished with a solo tackle.

## BEYOND THE BOLT



Kyzir is one of three brothers to bring his football career through junior college and a Division-I Power-5 school to the NFL. The eldest brother is WR Kevin White, who was taken by Chicago at No. 7 overall in the 2015 NFL Draft. Younger brother, Ka'Rawn signed as an undrafted free agent with Cincinnati following the 2018 NFL Draft in which Kyzir was taken in the fourth round by the Chargers. All three brothers began at Lackawanna College and finished their careers at West Virginia, keeping the family name prominent in Morgantown, WV, for five football seasons (2013-17). In May 2016, Kyzir attended the spring game where Lackawanna retired Kevin's No. 8 jersey.

**2018:** Started three games at OLB and was inactive four others before being placed on injured reserve on Nov. 3...Posted 19 tackles (12 solo) and a tackle for loss...Registered an INT and three passes defended...Added a tackle on special teams...**vs. Kansas City (Sept. 9):** Made his NFL debut, starting at OLB and playing 44 snaps on defense...Finished with five tackles (three solo)...Contributed on 10 special teams plays, recording a special teams tackle...**at Buffalo (Sept. 16):** Posted the first INT of his career and returned it nine yards to give the offense possession in the red zone...Finished with five tackles (three solo), the INT and three passes defended...On the pick, undercut a pass to TE Jason Croom in the flat in the third quarter...In the first quarter, nearly had a pick in coverage of Croom in the flat as DE Melvin Ingram III pressured QB Josh Allen...Started the second game of his career at OLB...**at Los Angeles Rams (Sept. 23):** Opened the third game of his career at OLB, seeing time on 60 plays on defense and 11 on special teams...Finished with career highs in tackles (nine), solo stops (six) and tackles for loss (one)...**vs. San Francisco (Sept. 30):** Inactive (knee).



**COLLEGE:** Played S for two seasons (2016-17) at West Virginia after transferring from Lackawanna College College...At West Virginia, started 25 games, racking up 152 tackles (113 solo), 14.5 tackles for loss, nine passes defended, four forced fumbles, a recovery, four sacks and three INTs...Named second-team All-Big 12 as a senior when he had 94 tackles (66 solo), 7.5 tackles for loss, seven passes defended, two forced fumbles, a sack and three INTs...At Lackawanna College, recorded 71 tackles, 3.5 tackles for loss, 10 passes defended, four INTs and two fumble recoveries...Helped lead the Falcons to an 8-2 record as a sophomore in 2015, culminating in first-team All-Northeast Football Conference and PrepStar Junior College All-American honors.

**PERSONAL:** Given name Kyzir Rasim White...First name is pronounced kai-ZEER...Born in Plainfield, N.J. ...His brother, Kevin, was selected by Chicago with the No. 7 overall pick in the 2015 NFL Draft out of West Virginia...Played the 2016-17 seasons at West Virginia with his other brother, Ka'Rau, who was signed by Seattle following the 2018 NFL Draft...All three of the brothers played at Lackawanna College before transferring to West Virginia...His sister, Kiyae, plays basketball at Auburn...Was high school teammates with RB Joe Williams...Provided instruction at youth football camps while in college...Earned a degree in multidisciplinary studies from West Virginia...**High School:** Played at Emmaus (Pa.) High, helping lead the team to the playoffs in three of his four seasons...Was a team captain and earned first-team All-Lehigh Valley Interscholastic Athletic Conference as a senior...Led the LVIAC in tackles his senior season...Two-time Athletic Director's Honor Roll...Played WR and CB while seeing action at RB in short-yardage situations.

### KYZIR WHITE NFL STATISTICS

Year	Team	GP	GS	- Tackles -						- Interceptions -					- Fumbles -		
				Total	Solo	Asst	Sacks	Yds	TFL	No.	Yds	Lg	TD	PD	FF	FR	Yds
2018	Los Angeles Chargers	3	3	19	12	7	0.0	0	1	1	9	9	0	3	0	0	0
2019	Los Angeles Chargers	16	7	55	30	25	0.0	0	0	1	0	-	0	2	0	0	0
<b>NFL Totals</b>				<b>74</b>	<b>42</b>	<b>32</b>	<b>0.0</b>	<b>0</b>	<b>1</b>	<b>2</b>	<b>9</b>	<b>-</b>	<b>0</b>	<b>5</b>	<b>0</b>	<b>0</b>	<b>0</b>
Year	Team	GP	GS	- Tackles -						- Interceptions -					- Fumbles -		
				Total	Solo	Asst	Sacks	Yds	TFL	No.	Yds	Lg	TD	PD	FF	FR	Yds
2018	Los Angeles Chargers	0	0	- Injured Reserve -													

### CAREER NFL TRANSACTIONS

**2018** Selected by Los Angeles Chargers in the fourth round (119th overall) of NFL Draft, April 28...Signed rookie contract, May 11...Placed on Reserve/Injured (knee), Nov. 3.



# MIKE WILLIAMS ⚡ 81

**WIDE RECEIVER | CLEMSON**

6-4 | 218 lbs | SANTEE, S.C.

DRAFT 1 - 2017

EXPERIENCE: 4TH NFL SEASON

4TH YEAR WITH CHARGERS

## CAREER HIGHLIGHTS

- ▶ Named AFC Offensive Player of the Week in Week 15 of 2018 for a performance that included two receiving touchdowns and 76 receiving yards on seven catches (10.9 avg.) while adding a 19-yard rushing touchdown and catching the game-winning two-point conversion with less than 10 seconds remaining.
- ▶ Joined WR Keenan Allen as the first Chargers teammates to each have 1,000 receiving yards in the same season since 2009 while also joining Allen RB Austin Ekeler as the first NFL trio of teammates to each have 900-plus receiving yards in the same year since the Patriots in 2014.
- ▶ Led the NFL in receiving average in 2019 with 20.4 yards-per-catch (min. 30 rec.).
- ▶ Set single-season career highs last year in receptions (49) and receiving yards (1,001) while adding two 100-yard performances.
- ▶ In 2018, had 10 receiving scores and one rushing touchdown to become the first Chargers WR since Tony Martin in 1996 to have 10 scrimmage touchdowns in a single season.
- ▶ Posted 11 scrimmage touchdowns in 2018, tying with Houston WR DeAndre Hopkins for the fourth-most scrimmage scores among NFL WRs that season.
- ▶ Recorded seven catches for 110 yards (15.7 avg.) in two postseason starts in 2018.
- ▶ On his first career receiving score in 2018, became the 37th player to haul in a touchdown from QB Philip Rivers.
- ▶ Was on the receiving end of Rivers' 3,989th completion as a rookie in 2017 to push the QB past Hall of Fame QB Warren Moon for eighth on the all-time completions list.

## HONORS AND AWARDS

**2018:** AFC Offensive Player of the Week  
(Week 15 at Kansas City)

**2019:** Started 15 games at WR and was inactive another, recording single-season career highs with 49 catches and 1,001 yards (20.4 avg.) and two TDs...With WR Keenan Allen and RB Austin Ekeler, became the first trio of teammates to each have 900-plus receiving yards in the same season since New England accomplished the feat in 2014...With Allen, the pair became the first Chargers teammates to each have 1,000-plus receiving yards in the same season since 2009...Posted two 100-yard performances...**vs. Indianapolis (Sept. 8):** Posted two catches for 29 receiving yards (14.5 avg.)...**at Detroit (Sept. 15):** Registered 83 receiving yards on three receptions (27.7 avg.), moving the chains on all three catches...In the waning seconds of the first half, laid out to catch a ball deep down the left sideline for a 47-yard gain, preventing DB Quandre Diggs from coming up with a pick and setting up a 39-yard field goal to close out the first half...Worked left-to-right on a crossing-route on third-and-two in the fourth quarter, coralling the pass in a soft spot of the zone coverage for a first down...**vs. Houston (Sept. 22):** Converted all three receptions for first downs, gaining 45 yards (15.0 avg.)...In the second quarter, beat the press coverage of CB Lonnie Johnson Jr., on a corner-route along the left sideline for a 13-yard gain on third-and-12...**at Miami (Sept. 29):** Inactive (back)...**vs. Denver (Oct. 6):** Returned to action, catching six passes for 74 yards (12.3 avg.)...Ran a deep dig-route in the second quarter, beating CB Chris Harris Jr., and settling in behind the coverage of the linebackers for a 20-yard gain...**vs. Pittsburgh (Oct. 13):** Posted five receptions for 72 yards (14.4 avg.) with all five moving the chains for first downs...In the second quarter, ran a deep curl-route on the left for 16 yards on third-and-13...Caught the ball at the line of scrimmage in the left flat before breaking a tackle by LB Devin Bush and juking past CB Mike Hilton for a 13-yard gain...**at Tennessee (Oct. 20):** Registered four catches for 47 yards (11.8 avg.)...Ran a flag-route to the right in the second quarter, getting both toes in before going out of bounds and was credited with a 21-yard catch after a successful

challenge...**at Chicago (Oct. 27):** Caught three passes for 69 yards (23.0 avg.)...Ran a streak down the right side, out-jumping the coverage of DBs Kyle Fuller and Eddie Jackson for a 43-yard gain...Had a key block on DB Eddie Jackson on RB Melvin Gordon III's 19-yard TD run...**vs. Green Bay (Nov. 3):** Recorded the first 100-yard performance of his career, finishing with 111 yards on three catches (37.0 avg.)...In the first quarter, ran a drag-route from the right slot, catching the ball in the left flat before accelerating down the sideline away from trailing coverage and pursuit by CB Jaire Alexander for a 56-yard catch-and-run...Beat Alexander again in the fourth quarter by getting inside position on a skinny post-route...**at Oakland (Nov. 7):** Hauled in a pair of passes for 55 yards (27.5 avg.), moving the sticks on both receptions...Ran a streak from the right slot on one of the catches, getting inside position on CB Trayvon Mullen for a 45-yard completion...**vs. Kansas City (Estadio Azteca, Nov. 18):** Posted two receptions for 76 yards (38.0 avg.)...Elevated to high-point the football over S Daniel Sorensen on his first reception...Made a leaping catch in the fourth quarter for 50 yards down the left sideline behind the coverage of CB Charvarius Ward and in front of CB Rashad Fenton...**at Denver (Dec. 1):** Set a single-season career high for receiving yards by setting a single-game career-high 117 yards on five catches (23.4 avg.)...Ran a streak in the final minute of the first half to get behind the coverage of CB Isaac Yiadom for 52 yards to set up a 30-yard TD pass to Austin Ekeler on the next play...On fourth-and-11 in the fourth quarter, brought in a one-handed, 38-yard grab despite tight coverage from Yiadom...**at Jacksonville (Dec. 8):** Registered his first score of the season, finishing with two catches for 63 yards (31.5 avg.), including a 44-yard TD...On the score, ran a deep post-route to haul in the pass, beating the coverage of CB Tre Herndon...Had a block on Herndon to help Austin

## BEYOND THE BOLT



*Williams was set to host a free youth football camp at his alma mater, Lake Marion High in Santee, S.C., for the third-straight year before the COVID-19 pandemic resulted in its cancellation. There were over 500 participants at his 2018 youth camp. Williams enjoys the opportunity to interact with the youth in his hometown, share important values and educate them on what's ahead. "I always dreamed of doing something like this, coming out here to give back to the community and let the kids enjoy themselves," Williams said at his inaugural camp in 2018.*

Ekeler record a 35-yard carry in the second quarter...**vs. Minnesota (Dec. 15):** Posted four receptions for 71 yards (17.8 avg.) and a TD...Hauled in a first quarter reception for 39 yards with CB Mike Hughes in tight coverage...In the second quarter, high-pointed the ball on a fade-route in the end zone, elevating over Hughes for the two-yard TD...**vs. Oakland (Dec. 22):** Recorded three catches for 51 yards (17.0 avg.)...Along with Keenan Allen and Austin Ekeler, became the first trio of NFL teammates to have 900-plus receiving yards in the same year since the Patriots accomplished the feat in 2014...**at Kansas City (Dec. 29):** Registered the first 1,000-yard season of his career, capping off his campaign with two receptions for 38 yards (19.0 avg.)...Became part of the first Chargers teammates since 2009 to each have 1,000-plus receiving yards in the same year, doing so with Keenan Allen...On the first play of the second quarter, ran a fade-route and elevated to catch the pass for a 16-yard gain on third-and-seven along the left sideline with Charvarius Ward tight in coverage.

COMMUNITY		
FRONT OFFICE		
WILLIAMS	<p><b>2018:</b> Named AFC Offensive Player of the Week for his performance in a Week 15 win over the Chiefs: Seven receptions for 76 yards (10.9 avg.) and two TDs while also running in a 19-yard TD and catching the game-winning two-point conversion with less than 10 seconds remaining...Appeared in 16 games, starting five times, including twice as the third WR...Hauled in 43 receptions for 664 yards (15.4 avg.) and 10 TDs...Posted seven carries for 28 yards (4.0 avg.) and a TD...Became the first Chargers WR since 1996 (Tony Martin) to have 10 scrimmage TDs in a single season...With two TD catches and a rushing score in the second matchup against Kansas City, was just the third WR in team annals with a rushing and receiving score in the same game...Added a reception on a successful two-point conversion...On the first scoring catch of his career, became the 37th player to haul in a TD from QB Philip Rivers...Started both postseason games at WR, including one as the team's third WR...Posted seven receptions for 110 yards (15.7 avg.)...<b>Awards:</b> AFC Offensive Player of the Week (Week 15)...Pro Football Journal First-Team All-AFC (Third WR)...<b>vs. Kansas City (Sept. 9):</b> Registered a single-game career-high 81 receiving yards on five catches (16.2 avg.) with all five receptions moving the chains...Extended a scoring drive in the fourth quarter on third-and-five on a seam-route before spinning out of a tackle and fighting through another for a 25-yard gain...Kept another TD drive alive on second-and-19 by finding the soft spot in the zone in front of two defenders on a dig-route from the left side of the formation for a 23-yard gain...<b>at Buffalo (Sept. 16):</b> Opened as the third WR, the second start of his career...Recorded two receptions for 27 yards (13.5 avg.), including a 10-yard TD for the first score of his career...Became the 37th player to catch a TD from Philip Rivers...On the score, ran a seam-route to get inside position on CB Vontae Davis...Later in the first quarter, ran a deep curl to find the soft spot in the zone to move the chains on third-and-12...<b>at Los Angeles Rams (Sept. 23):</b> Hauled in four passes for 81 yards (20.3 avg.) and two TDs, marking the first multi-TD game of his career...Tied his single-game career high in receiving yards...On the first score, ran a go-route and got behind CBs Marcus Peters and Aqib Talib before laying out to make a diving 42-yard grab...Caught his second TD of the day on a flag-route on fourth-and-two, powering through S Lamarus Joyner for the score after corraling the pass</p>	<p>at the three-yard line...<b>vs. San Francisco (Sept. 30):</b> Registered a 15-yard catch...Ran a crossing-route in the third quarter, hauling in the 15-yard pass despite tight coverage from DB Greg Mabin...<b>vs. Oakland (Oct. 7):</b> Started as the third WR...Recorded three receptions for 45 yards (15.0 avg.)...Registered a three-yard gain on the first carry of his career...On a catch in the third quarter, settled between levels in the zone defense to bring in a 16-yard pass to move the chains...Blocked CB Dominique Rodgers-Cromartie late in the first half on a screen pass to RB Melvin Gordon III that went for 34 yards...<b>at Cleveland (Oct. 14):</b> Recorded a four-yard catch and a 10-yard carry...Contributed with a block on DB Denzel Ward on a 16-yard screen pass to WR Keenan Allen in the second quarter...<b>vs. Tennessee (Wembley Stadium, Oct. 21):</b> Caught a career-long 55-yard pass for a TD to open the scoring in the second half...On the play, sprinted behind S Kendrick Lewis on a deep corner-route to get open for the score...<b>at Seattle (Nov. 4):</b> Caught a 30-yard TD pass...On the play, ran a hitch-route along the left sideline and broke a tackle attempt by CB Tre Flowers, tiptoeing along the sideline to stay in bounds for the score...<b>at Oakland (Nov. 11):</b> Posted a zero-yard carry, participating on 26 offensive snaps...<b>vs. Denver (Nov. 18):</b> Had two key receptions for 56 yards (28.0 avg.)...On his first catch, ran a corner-route to bring in a 27-yard pass along the left sideline on third-and-10...Set up the team's first TD of the day by elevating on a jump ball over CB Tramaine Brock Sr., for a 29-yard gain on third-and-four, getting the ball to the Denver four-yard line...<b>vs. Arizona (Nov. 25):</b> Started as the lone WR...Registered four catches for 25 yards (6.3 avg.) and two TDs...On the first score, ran a flag-route on the left side and jumped to bring in the nine-yard pass, keeping control to the ground...Caught his second TD from Philip Rivers to close the first half on a fade-route, beating the coverage of CB David Amerson in the front left corner of the end zone...<b>at Pittsburgh (Dec. 2):</b> Recorded three catches for 52 yards (17.3 avg.)...Ran a post-route that went for a 20-yard gain in the third quarter, getting behind the linebackers and settling in front of S Terrell Edmunds in a soft spot of the zone defense...Later in the third quarter, posted an 18-yard reception on a deep crossing route, corraling the pass in front of CB Coty Sensabaugh and LB L.J. Fort as Philip Rivers threw a perfectly placed ball over the underneath coverage of</p>
DRAFT PICKS & FREE AGENTS		
2019 IN REVIEW		
RECORDS & HISTORY		
GENERAL INFORMATION		

CB Mike Hilton...**vs. Cincinnati (Dec. 9):** Totaled 45 receiving yards on three catches (15.0 avg.)...Moved the chains with a 17-yard grab on a deep hitch-route down the seam in front of CB KeiVarae Russell on third-and-10 in the fourth quarter...Blocked CB William Jackson on a 15-yard gain by RB Austin Ekeler in the first quarter...**at Kansas City (Dec. 13):** Named AFC Offensive Player of the Week...Posted a 19-yard TD run and seven catches for 76 yards (10.9 avg.) and two TDs, becoming the third Chargers WR in history (and first since 2002) with a rushing and receiving score in a single game...The three TDs brought his total to 10 for the season, making him the first Bolts WR since 1996 (Tony Martin) to do so...Started at WR...Began his night with a 38-yard gain on a go-route down the left sideline, before closing out the drive by high-pointing the ball on a fade-route with CB Steven Nelson in coverage for a three-yard TD...Added a rushing TD in the third quarter, taking an end-around toss to the right and splitting through defenders for the 19-yard score after a freeing block at the line of scrimmage by TE Virgil Green...Hauled in a back-shoulder fade while covered by CB Orlando Scandrick with four seconds remaining for a one-yard TD catch...On the ensuing two-point conversion, slipped by defenders to the back of the end zone for the wide open game-winning conversion...**vs. Baltimore (Dec. 22):** Posted a seven-yard catch...Started as the team's lone WR, participating on 40 offensive plays...**at Denver (Dec. 30):** Hauled in five passes for 65 yards (13.0 avg.) and a TD...Added a carry that went for 11 yards...Eclipsed 10 receiving TDs on the season...Ran a wheel-route to the right in the first quarter with CB Tramaine Brock Jr., in coverage, catching a back-shoulder fade pass for 18 yards...Posted the score in the third quarter, running up the left seam and making a three-yard TD catch...**at Baltimore (AFC Wild Card, Jan. 6):** Made his NFL postseason debut, starting as the team's third WR...Registered two receptions for 42 yards (21.0 avg.) and caught a two-point conversion...Ran a seam-route on the left side of the formation to get behind CB Jimmy Butler, corraling a floated pass from Philip Rivers over the top for a 28-yard gain...Later in the drive after a one-yard TD run by Melvin Gordon, caught a two-

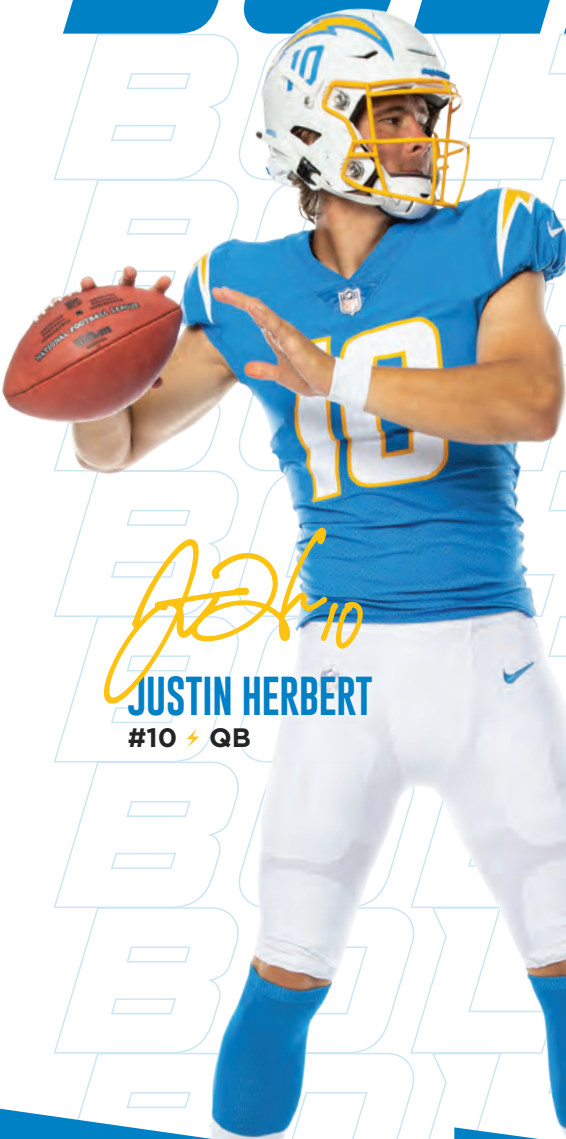
point conversion wide open in the left corner of the end zone on a corner-route...**at New England (AFC Divisional, Jan. 13):** Posted 68 receiving yards on five catches (13.6 avg.) with four of the receptions going for first downs...Hauled in an 18-yard gain on third-and-15 on a go-route in the first quarter by pulling a double-move at the line of scrimmage to get by CB Jason McCourty...Started as the team's lone WR.

**2017:** Appeared in 10 games with one start...Inactive for six games, including the first five weeks of the season recovering from a back injury before making his NFL debut against Oakland...Posted 11 catches for 95 yards (8.6 avg.)...Moved the chains on a 15-yard catch on third down for his first career reception...Caught the 3,989th completion of QB Philip Rivers' career, passing Hall of Fame QB Warren Moon for No. 8 in NFL history at the time...**at Denver (Sept. 11):** Inactive (back)...**at Oakland (Oct. 15):** Made his NFL debut, hauling in a 15-yard catch on third-and-six to convert for a first down...Saw first action of career on a fourth-and-two attempt late in the first quarter...**vs. Denver (Oct. 22):** Played 14 snaps on offense in the second game of his career...**at New England (Oct. 29):** Caught a seven-yard pass on 22 offensive plays...Sealed a lane with WR Tyrell Williams for RB Melvin Gordon to post an 87-yard TD run in the first quarter...**at Jacksonville (Nov. 12):** Posted two catches for 24 yards (12.0 avg.)...Hauled in a 20-yard pass in the second quarter for Philip Rivers' 3,989th career completion, passing Warren Moon for No. 8 at the time in league annals...Appeared on 27 offensive plays...**vs. Buffalo (Nov. 19):** Recorded five receptions for 38 receiving yards (7.6 avg.)...**at Dallas (Nov. 23):** Played an offensive snap before exiting with a knee injury...**vs. Cleveland (Dec. 3):** Inactive (knee)...**vs. Washington (Dec. 10):** Played 35 snaps on offense and hauled in a three-yard reception...**at Kansas City (Dec. 16):** Appeared on 30 offensive plays...**at New York Jets (Dec. 24):** Played 26 snaps on offense...**vs. Oakland (Dec. 31):** Made the first start of his career as the third WR, seeing action on 27 offensive plays...Posted an eight-yard catch.





# BOLT UP ⚡



*Justin Herbert*

**JUSTIN HERBERT**

**#10 ⚡ QB**



*Kenneth Murray Jr.*

**KENNETH MURRAY JR.**

**#56 ⚡ LB**

## ROOKIES & FIRST-YEAR PLAYERS



# JUSTIN HERBERT ⚡ 10

QUARTERBACK | OREGON

6-6 | 237 lbs | EUGENE, ORE.

DRAFT 1a - 2020

EXPERIENCE: ROOKIE

## COLLEGE HIGHLIGHTS

- ▶ Finished as Oregon's all-time record holder in completions (827) and attempts (1,293) while ranking No. 2 in passing yards (10,541), passing touchdowns (95) and 300-yard performances (nine).
- ▶ Earned recognition as Reese's Senior Bowl MVP and Rose Bowl Game Offensive MVP.
- ▶ Became the second player in program history to throw for 3,000 yards in back-to-back seasons, joining Las Vegas QB Marcus Mariota.
- ▶ Became the second player in Pacific-12 history to win the William V. Campbell Trophy, known as the Academic Heisman, doing so in 2019.
- ▶ Three-time Academic All-American and was the 2019 Pac-12 Football Scholar-Athlete of the Year.
- ▶ Named the Pac-12 Offensive Player of the Week as a senior for a four-touchdown performance over Washington.
- ▶ Threw a touchdown pass in 40 of his 42 career starts, including a streak of 35 games.
- ▶ In the red zone, threw 50 career touchdown passes compared to just four interceptions.
- ▶ Led an Oregon offense to average 42.8 points-per-game and 19-3 record in Autzen Stadium as a starter.
- ▶ Was the first Oregon true freshman to start at QB since 1983.

**2019:** Started all 14 games, leading the Ducks to a come-from-behind win in the Rose Bowl win over Wisconsin by rushing for three TDs...Completed 286 passes on 428 attempts (66.8 pct.) for 3,471 yards and 32 TDs with six INTs (156.8 efficiency rating)...Ran for four TDs on the season, tying the program bowl game record with the three rushing scores in Pasadena, Calif. ...Quarterbacked the team to its third Pacific-12 Championship Game win...Tossed TD passes in 12 of 14 games and was one of nine QBs in the Football Bowl Subdivision to have five-plus TD passes in two or more games, doing so in back-to-back contests...Threw for 300-plus yards four times...Started the season with 14 TDs and no INTs, the most TD passes through the first four games of a season in program history...In the first two home games of the season, threw for five TDs and over 300 yards while completing over 70 percent of his passes in each contest...In a road game against Washington, completed 24-of-38 passes (63.2 pct.) for 280 yards and four TDs...Utilized his legs in the Rose Bowl, running for three TDs to earn Rose Bowl Offensive MVP honors...**Accolades:** William V. Campbell Trophy Winner...*The Associated Press* second-team All-Pacific-12...Senior Bowl MVP...Rose Bowl Game Offensive MVP...Pro Football Focus second-team All-Pac-12...Honorable mention All-Pac-12 by conference coaches...Pac-12 Offensive Player of the Week (Week 8 at Washington)...Pac-12 Football Scholar-Athlete of the Year.

**2018:** Started all 13 games, throwing a TD pass in each while serving as a team captain in four...Finished the year with 3,151 yards, becoming the fifth player in program history to eclipse 3,000 in a season...Tossed 29 TDs, including 12 in a three-game span...Posted three games with three-plus TDs and a pair of 300-yard performances...Ran for a pair of scores and 166 yards on the ground...Opened the season with a five-TD performance, following it up with games of four and three TDs the following two weeks...Threw for 346 yards and a TD on 26-of-33 passing (78.8 pct.)...

**Accolades:** Phil Steele first-team All-Pacific-12...Honorable mention All-Pac-12 by the conference coaches...First-team Academic All-Pac-12...Three-time Pro Football Focus Pac-12 Team of the Week.

**2017:** Started eight games at QB while missing five due to injury, finishing with 1,983 passing yards and 15 TDs with five INTs on 67.5 percent passing (139-of-206)...Ran for 183 yards and five TDs on 44 attempts (4.2 avg.)...Recorded three games with three-plus TDs, including two before suffering his injury...Registered his lone 300-yard performance against Nebraska, completing 75.6 percent (25-of-33) of his passes for 365 yards and three TDs with an INT...Threw for another three TDs and 281 yards at Arizona State two games later...In his second game back from injury, threw for three TDs and 251 yards to lead the Ducks to a win over Oregon State...**Accolades:** Pro Football Focus first-team All-Pacific-12...First-team All-Academic Pac-12.

**2016:** Became the first true freshman at Oregon to start at QB since 1983, making seven starts in nine games played...Threw for 19 TDs while rushing for two...Completed 162-of-255 passes (63.5 pct.) for 1,936 yards with four INTs (148.8 efficiency rating)...Ran for 161 yards and two TDs...Threw for three-plus TDs three times and over 300 yards twice...Earned national acclaim for his performance at California State in his third start, throwing for 258 yards and six TDs...Followed it up a week later with a 489-yard, four-TD performance against Arizona State at home while completing 73.8 percent (31-of-42) of his passes...**Accolades:** Pacific-12 Offensive Player of the Week (Week 9 at California).

**HIGH SCHOOL:** Recognized as first-team 6A All-State as a senior at Sheldon High in Eugene, Ore. ...Led the team to the state semifinals with 3,130 passing yards and 37 TDs while completing 66.5 percent of his passes and running for 543 yards and 10 TDs...Named Southwest Conference Offensive Player of the Year in his final prep season...Threw for 10 TD passes in the first two games of his junior year before suffering a season-ending leg injury...Lettered in basketball and baseball, earning second-team All-State recognition during his senior season as a pitcher when the team won the 6A state title.

**PERSONAL:** Given name Justin Patrick Herbert...Born in Eugene, Ore. ...Has been involved with KIDSPORTS, a non-profit in Eugene, Ore., that helps fund and run youth sports programs...Was a teacher's assistant as a sophomore at Oregon for a biology class...Grandfather, Rich, played WR at Oregon...Father, Mark, played WR at Montana...Brother, Mitchell, played WR at Montana State...Younger brother, Patrick, plays TE at Oregon...Was high school teammates with Kellen Strahm, who was selected in the fifth round of the 2019 MLB Draft by the Texas Rangers...Uncle, Kent, served in the Air Force...Co-founded a fishing club in high school, which still exists...Enjoys golfing and fishing...Lists one of his favorite college courses as organic chemistry...Earned a degree in biology from Oregon.

## CAREER TRANSACTIONS

**2020** Selected by Los Angeles Chargers in the first round (sixth overall) of NFL Draft, April 23...Signed rookie contract, July 26.



# KENNETH MURRAY JR. ⚡ 56

**LINEBACKER | OKLAHOMA**

6-2 | 241 lbs | MISSOURI CITY, TEXAS

DRAFT 1b - 2020

EXPERIENCE: ROOKIE

## COLLEGE HIGHLIGHTS

- ▶ Finished his Sooners career tied for 11th in career tackles (335) and No. 8 among linebackers in sacks (9.5) in school history.
- ▶ Recognized in 2019 as a second-team All-American by the American Football Coaches Association and third-team by The Associated Press.
- ▶ Earned first-team All-Big 12 recognition from AP and the conference coaches as a junior and second-team as a sophomore.
- ▶ Was named a semifinalist in 2019 for the Bednarik and Butkus awards.
- ▶ Registered a team-high 155 tackles as a sophomore, the most by a Sooner since 2007.
- ▶ Earned Freshman All-America honors from the Football Writers of America and USA Today.
- ▶ Became the first true freshman to start a season opener at ILB for Oklahoma since 1975.

**2019:** Registered 102 tackles (69 solo), four sacks, 17 tackles for loss and four passes defended...Opened the season with 13 tackles, 2.5 tackles for loss, a half-sack and a pass breakup against Houston...Earned Big 12 Defensive Player of the Week in a win over No. 11 Texas after posting five tackles, two tackles for loss and a sack...Named Lott IMPACT player of the week after an eight-tackle performance with two tackles for loss in the win at No. 12 Baylor...Led the way with 10 tackles, three tackles for loss and a pass defended in the Big 12 Championship against Baylor...Finished with seven tackles and a tackle for loss against No. 1 Louisiana State in the College Football Playoff Semifinal at the Peach Bowl...**Accolades:** The Associated Press Third-Team All-America...American Football Coaches Association Second-Team All-America...AP first-team All-Big 12...First-team All-Big 12 from the conference coaches.

## CAREER TRANSACTIONS

- 2020** Selected by Los Angeles Chargers in the first round (23rd overall) of NFL Draft, April 23 (pick acquired from New England Patriots for Chargers' second and third-round selections)...Signed rookie contract, July 30.

**2018:** Posted the most tackles by a Sooner since 2007 with 155 (71 solo)...Added 4.5 sacks, 12.5 tackles for loss, a pair of pass breakups and a fumble recovery...Led the way with 17 tackles and a sack against Baylor...Posted 11 tackles and a fourth quarter fumble recovery against Oklahoma State...Registered 15 tackles against Alabama in the College Football Playoff Semifinal at the Orange Bowl...**Accolades:** The Associated Press second-team All-Big 12...Second-team All-Big 12 from the conference coaches.

**2017:** Started all 14 games as a true freshman, recording 78 tackles (42 solo), 7.5 tackles for loss, a sack, a forced fumble and a recovery...Became the first true freshman to start a season opener at ILB for the Sooners since 1975...Forced a fumble against Texas Christian and had four tackles with a tackle for loss in the Big 12 Championship Game...Tied a career high with nine tackles, including two for loss and a sack, in the College Football Playoff Semifinal at the Rose Bowl against Georgia...**Accolades:** Co-Big 12 Defensive Freshman of the Year...Honorable mention All-Big 12 by the conference coaches...Football Writers Association of America Freshman All-America...USA Today Freshman All-America.

**HIGH SCHOOL:** Ranked as the No. 34 player in Texas by Rivals out of Elkins High in Missouri City, Texas...Touted as a four-star recruit by Rivals and Scout...Recorded 104 tackles, four sacks, six passes defended and a forced fumble as a senior...Lettered in football and track & field...Ran the 100-meter dash, the 4x100-meter relay and the 4x200-meter relay.

**PERSONAL:** Given name Kenneth Rogers Murray Jr. ...Born in Houston, Texas...His family adopted three special needs children when he was 10 years old, and he has used his love for them and his family to motivate his success on the gridiron...In the summer of 2019, he performed CPR to revive an unresponsive woman on a street corner in Norman, Okla. ...Has been active in visiting children in hospitals during the holidays...Earned a degree in communications from Oklahoma.



# JOSHUA KELLEY 27

**RUNNING BACK | UCLA**

5-11 | 212 lbs | LANCASTER, CALIF.

DRAFT 4 - 2020

EXPERIENCE: ROOKIE

## COLLEGE HIGHLIGHTS

- ▶ Ended his tenure at UCLA ranked 10th in school history with 10 career 100-yard rushing contests, good for the most by any player to begin his Bruins career as a walk-on.
- ▶ Two-time first-team All-Pacific-12 selection by The Associated Press.
- ▶ Won the Henry R. Red Sanders Award as UCLA's Most Valuable Player in both seasons as a Bruin.
- ▶ Became the eighth RB in UCLA history to have back-to-back 1,000-yard rushing seasons.
- ▶ Ran for 289 yards against Southern California in 2018, the third-best single-game performance in UCLA history behind Maurice Jones-Drew (322) and DeShaun Foster (301).
- ▶ Transferred to UCLA and made the team as a walk-on after spending his first two years at UC Davis (2015-16).

**2019:** Started all 11 games at RB, carrying the ball 229 times for 1,060 yards (4.6 avg.) and 12 TDs... Became the eighth RB in school annals with back-to-back 1,000-yard rushing seasons...With four 100-yard games, increased his career total to 10, the most by any UCLA player that began his Bruins career as a walk-on... Ranked second in the Pacific-12 in rushing yards-per-game...Added 11 catches for 71 yards (6.5 avg.) and a TD, the first receiving score of his career...**Acolades:** The Associated Press first-team All-Pacific-12...Second-team All-Pac-12 by the conference coaches...Pro Football Focus second-team All-Pac-12...Henry R. Red Sanders Award as the team's Most Valuable Player...Semifinalist for the Burlsworth Trophy, recognizing the nation's top walk-on or former walk-on player.

**2018:** Appeared in 11 games, started nine contests... Rushed for 1,243 yards and 12 TDs on 225 attempts (5.5 avg.), good for the 10th-most single-season rushing yards in school annals...Recorded six 100-yard rushing contests, including a 289-yard effort against Southern California for the third-best single-game performance in UCLA history...Ranked fourth in the Pacific-12 and eighth in the nation with 113.0 rushing yards-per-game...Added 27 receptions for 193 yards (7.1 avg.)...**Acolades:** The Associated Press first-team All-Pacific-12...Henry R. Red Sanders Award as the team's Most Valuable Player.

**2016:** Ran for 609 yards and four TDs on 87 attempts (7.0 avg.)...Set a season long with a 58-yard rushing score at Eastern Washington...Added three catches for 11 yards (3.7 avg.)...Returned 23 kickoffs for 559 yards (24.3 avg.), including a 91-yard score against Weber State...Was one of five Big Sky players with a kickoff return TD...Finished the season with 1,169 scrimmage yards, averaging 55.4 per game.

**2015:** Appeared in 10 games, posting 530 rushing yards and three TDs on 106 attempts (5.0 avg.)... Added a 10-yard reception and 574 kickoff return yards, averaging 26.1 yards-per-return...Recorded a season-high 94 rushing yards on 20 attempts (4.7 avg.) against Southern Utah...Scored rushing TDs of 14 yards (at Hawai'i), 34 yards (versus Cal Poly) and three yards (at Sacramento State)...Recorded a season-long kickoff return of 56 yards at Northern Colorado.

**HIGH SCHOOL:** Named first-team All-Golden League and Golden League Back of the Year as a senior at Eastside High in Lancaster, Calif. ...Second-team California Interscholastic Federation in his final prep season in 2014 after rushing for 1,469 yards and 16 TDs...Registered six 100-yard performances as a senior while catching 19 passes for 352 yards and six TDs...On defense, had 49 tackles, an INT and three sacks...Earned second-team All-League honors as a junior and was special teams player of the year...Ran on the 4x100-relay in track & field.

**PERSONAL:** Given name Joshua Tyler Kelley... Born in Inglewood, Calif. ...Mother, Jacqueline, is a speech pathologist...Uncle, Derek Vaughn, played professional baseball and was drafted in 1991 by the San Diego Padres...Would like to get into screenwriting after football...Enjoys watching Anime, dancing, reading and storytelling...Also is active in his faith and enjoys going to church and reading the Bible...Earned a degree in sociology from UCLA.

## CAREER TRANSACTIONS

- 2020** Selected by Los Angeles Chargers in the fourth round (112th overall) of NFL Draft, April 25...Signed rookie contract, July 26.



# JOE REED ✨ 12

WIDE RECEIVER | VIRGINIA

6-0 | 224 lbs | CHARLOTTE COURT HOUSE, VA.

DRAFT 5 - 2020

EXPERIENCE: ROOKIE

## COLLEGE HIGHLIGHTS

- ▶ Is the only player in Football Bowl Subdivision history with 2,700-plus kickoff return yards and a career return average of at least 28-yards-per-return.
- ▶ Ended his Virginia career as the school's all-time leader in kickoff return touchdowns (five) and kickoff return yardage (3,042) – one of 10 players in FBS history with at least 3,000 kickoff return yards.
- ▶ Hauled in 129 receptions for 1,465 yards (11.4 avg.) and 16 touchdowns for his career, adding 34 rushing attempts for 172 yards (5.1 avg.) and a score.
- ▶ Returned a total of 106 kickoffs for 3,042 yards (28.7 avg.) and five touchdowns, ranking No. 3 or better in the Atlantic Coast Conference in kickoff return average during all four seasons.
- ▶ Tied the school record as a senior with a 100-yard kickoff return for a touchdown against William & Mary.
- ▶ Earned All-America honors as a kick returner in 2019 from the Football Writers Association of America (first team), CBS Sports (first team), Bleacher Report (first team), Sports Illustrated (second team) and USA Today (second team).

**2019:** Started 13 games, leading the nation with a 33.2-yard kickoff return average...Returned 24 kickoffs for 796 yards and two TDs, including one that went for a 100-yard score to tie a Cavaliers record... Became the first Cavalier to return a kickoff for a TD in three separate seasons...Had the best receiving season of his career, hauling in 77 passes for 679 yards (8.8 avg.) and seven TDs...Rushed eight times for 42 yards (5.3 avg.)...Set a single-game career high with nine receptions for 107 yards (11.9 avg.) at Notre Dame...**Accolades:** Football Writers Association of America first-team All-America...CBS Sports first-team All-America...Bleacher Report first-team All-America...Walter Camp first-team All-America...Sports Illustrated second-team All-America...USA Today second-team All-America...First-team All-Atlantic Coast Conference (all-purpose)...First-team All-ACC (specialist)...Jet Award winner...ACC Specialist of the Week (Week 2 vs. William & Mary).

**2018:** Played in 13 games with seven starts... Posted 25 receptions for 465 yards (18.6 avg.) and seven TDs...Ran three times for 15 yards (5.0 avg.)... Recorded 707 return yards and a TD on 26 kickoff returns (27.2 avg.)...Finished the year No. 2 in the Atlantic Coast Conference and ninth in the nation in kickoff return average...Passed Darius Jennings for the school kickoff return yardage record in early November...**Accolades:** Third-team All-Atlantic Coast Conference...Athlon Sports preseason second-team All-ACC...ACC Specialist of the Week...ACC Honor Roll.



**2017:** Saw action in 12 games with eight starts...Set the single-season school mark with two kickoff return TDs, ranking No. 1 in the Atlantic Coast Conference and fifth in the nation...Returned 29 kickoffs for 861 yards (29.7 avg.) and the two scores...The return average ranked No. 1 in the ACC and eighth in the country...Hauled in 23 receptions for 244 yards (10.6 avg.) and two TDs...Had the best rushing season of his career, posting 112 yards and a score on 21 attempts (5.3 avg.)...Scored the first TD of his collegiate career against Indiana on a seven-yard catch in the fourth quarter...**Accolades:** Honorable mention All-Atlantic Coast Conference...ACC Honor Roll.

**2016:** Played in all 12 games with one start, one of nine true freshmen for the Cavaliers to see action... Caught four passes for 77 yards (19.3 avg.) while rushing for three yards on a pair of attempts (1.5 avg.)...Returned 27 kickoffs for 678 yards (25.1 avg.)...Ranked No. 3 in the Atlantic Coast Conference and 25th in the nation in kickoff return average, which was also the second-best by a Cavalier in a decade to Darius Jennings' 27.1 average in 2014...**Accolades:** *Athlon Sports* First-team Freshman All-Atlantic Coast Conference at kick returner...ACC Honor Roll.

**HIGH SCHOOL:** Ran for 2,100 yards and 38 TDs as a senior at Randolph-Henry High in Charlotte Court House, Va. ...Recorded 15 TD catches as a junior while posting 33 receptions for 900 yards and 21 TDs as a sophomore...As a freshman, ran for 900 yards and 19 TDs...Played WR, RB and S for the Statesmen... Lettered four years in football, four years in baseball and two years in basketball...In baseball, batted leadoff and played CF.

**PERSONAL:** Given name Joseph William Reed... Nickname is 'JoeBee'...Born in Richmond, Va. ... Played against Kansas City S Juan Thornhill in high school and the two were teammates at Virginia... Family breeds hunting dogs, they have about 20 beagles at home...Enjoys watching softball, basketball, baseball and football...Likes to fish, hunt and be outdoors...Was active in the local Boys and Girls Club in college...Earned a degree in American studies from Virginia and is currently working on a graduate degree in educational psychology at Virginia.

## CAREER TRANSACTIONS

**2020** Selected by Los Angeles Chargers in the fifth round (151st overall) of NFL Draft, April 25...Signed rookie contract, July 26.



# ALOHI GILMAN ⚡ 32

**SAFETY | NOTRE DAME**

5-10 | 201 lbs | LAIE, HAWAII

DRAFT 6 - 2020

EXPERIENCE: ROOKIE

## COLLEGE HIGHLIGHTS

- ▶ *Named to the Pro Football Focus National Team of the Week in Week 5 of the 2019 season for his performance against Virginia that included three tackles, a tackle for loss and an interception.*
- ▶ *Finished his Fighting Irish career with 169 tackles (91 solo), six tackles for loss, three interceptions, six forced fumbles and a recovery.*
- ▶ *Served as a team captain as a senior and was selected by The Associated Press as a second-team preseason All-American.*
- ▶ *In his lone season at Navy, finished second on the team with 76 tackles (50 solo).*
- ▶ *Named Eastern College Athletic Conference Rookie of the Year and honorable mention All-American Athletic Conference in 2016.*

**2019:** Served as a Notre Dame team captain, starting all 13 games...Ended the season fourth on the team with 74 tackles (32 solo)...Added a six-yard sack, two passes defended, three forced fumbles and a recovery...Picked off a pass in the win over Virginia earning recognition for his performance...**Accolades:** Pro Football Focus National Team of the Week (Week 5 vs. Virginia).

**2018:** Posted 95 tackles (59 solo), two INTs, five passes defended and three forced fumbles in 13 starts...Picked off both passes against No. 12 Syracuse, earning national recognition...Posted 19 tackles against Clemson, setting a Notre Dame bowl game record...**Accolades:** Walter Camp National Defensive Player of the Week...Polynesian College Football Player of the Year Watch List.

**2017:** Sat out the season after transferring from Navy...Served on the defensive scout team, helping the Fighting Irish prepare for upcoming games...**Accolades:** Notre Dame Scout Team Player of the Year for defense.

**2016:** Saw action in all 14 games with 12 starts...Finished second on the team with 76 tackles (50 solo)...Added five passes defended, a forced fumble and two recoveries...Earned national recognition in Week 2 for a 10-tackle (nine solo) performance that included a forced fumble and two recoveries...

**Accolades:** Eastern College Athletic Conference Rookie of the Year...Honorable mention All-American Athletic Conference...AAC Defensive Player of the Week for Week 2.

**HIGH SCHOOL:** Earned All-State honors as a senior at Kahuku (Hawaii) High...Recognized as All-Region as a junior...Played WR, CB, S while returning punts and kickoffs...Lettered in football, basketball and track & field.

**PERSONAL:** Given name Alohilaniokala Gilman...Nicknames are 'Alohi' and 'Gilla Killa'...Name is pronounced uh-LOW-hee...Born in St. George, Utah...Father, Asai, played DB at Southern Utah and is a football coach...Father, Asai, and mother, Keawe, founded the non-profit Education-1st – which is dedicated to motivating Native Hawaiian youth and their families to go to college, giving them the confidence to graduate with a college degree and encourage them to contribute back to their communities...The organization has served over 6,000 students since its founding in 2003...Brother, Alaka'i, is committed to play football at Stanford...Elder sister, Kawelina, played soccer and rugby at Utah Valley...Friends with former Chargers LB Manti Te'o...Worked construction for his uncle in the summers in high school...Earned a degree in economics from Notre Dame.

## CAREER TRANSACTIONS

- 2020** Selected by Los Angeles Chargers in the sixth round (186th overall) of NFL Draft, April 25...Signed rookie contract, July 26.



# KJ HILL ⚡ 84

**WIDE RECEIVER | OHIO STATE**

6-0 | 196 lbs | LITTLE ROCK, ARK.

DRAFT 7 - 2020

EXPERIENCE: ROOKIE

## COLLEGE HIGHLIGHTS

- ▶ Ended his four-year tenure at Ohio State with a school record of 201 receptions for 2,332 yards (11.6 avg.) and 20 touchdowns in 53 games played.
- ▶ Became the first receiver in Buckeyes history to have three-straight seasons of 50-plus catches.
- ▶ Honorable mention All-Big Ten as a junior and senior.
- ▶ Tied a school record by registering a reception in 48-straight contests.
- ▶ Became the second-ever WR drafted by the Chargers and the first since 1986.

**2019:** Appeared in 14 games, serving as a team captain...Hauled in 57 passes for 636 yards (11.2 avg.) and a career-high 10 TDs, including a season-long one of 53 yards...Added a one-yard carry and five punt returns for 38 yards (7.6 avg.)...Posted 50-plus receptions for the third-straight season and had a streak of five-straight games with a TD catch...Registered eight catches in the second game of the season against Cincinnati while posting a season-high 83 receiving yards in the Big Ten Championship win over No. 10 Wisconsin...**Accolades:** Honorable mention All-Big Ten.

**2018:** Recorded single-season career highs in receptions (70) and receiving yards (885) while hauling in six TDs for a receiving average of 12.6 yards-per-catch... Added 14 punt returns for 76 yards (5.4 avg.) and a four-yard kickoff return...Posted a pair of 100-yard receiving games, including a career-high 187 against Minnesota for the eighth-most single-game yards in Ohio State history...**Accolades:** Honorable mention All-Big Ten.

**2017:** Finished with 56 catches for 549 yards (9.8 avg.) and three TDs...Had a one-yard carry... Returned six kickoffs for 150 yards (25.0 avg.) and had 26 punt returns for 144 yards (5.5 avg.)...Set a single-game career high with 12 receptions in the come-from-behind win over Penn State – good for the fourth-highest single-game total in school annals... Also topped 100 yards in that victory over the Nittany Lions, finishing with 102 yards.

**2016:** Appeared in eight games as a freshman, finishing with 18 catches for 262 yards (14.6 avg.) and a TD...Had a pair of five-catch games, topping 60 yards in each contest.

**HIGH SCHOOL:** Named a U.S. Army All-American as a senior at North Little Rock (Ark.) High...Caught 58 passes for 1,023 yards and 11 TDs in his final prep campaign...Rated as the No. 1 player in the state, led the Charging Wildcats to an 11-2 season and the second round of the Arkansas state 7A playoffs... Had his best prep season as a junior, recording 1,143 receiving yards and 16 TDs on 63 receptions...Played WR, S, KR and PR...Spent the first two years of his prep career at Bryant (Ark.) High...Lettered in football and basketball.

**PERSONAL:** Given name Reanard O'Keith Hill Jr. ...Nickname is 'KJ'...Born in Little Rock, Ark. ...Was active in the Urban League in college, reading to children and engaging with youth...Wants to invest in a gym in his hometown so youth and aspiring athletes have a place to train...Played in the Nike Elite Youth Basketball League with Team Penny out of Memphis, Tenn., where Penny Hardaway was the coach...Enjoys hunting and fishing in his leisure...Earned a degree in strategic communications from Ohio State.

## CAREER TRANSACTIONS

**2020** Selected by Los Angeles Chargers in the seventh round (220th overall) of NFL Draft, April 25...Signed rookie contract, July 26.



## ASMAR BILAL

**LINEBACKER**  
6-2 | 230 | **ROOKIE**  
**FREE AGENT — 2020**  
**NOTRE DAME**  
**BEN DAVIS HIGH**  
**INDIANAPOLIS, IND.**

**COLLEGE:** Played four seasons (2016-19) at Notre Dame, redshirting in 2015...Appeared in 51 career games with 10 starts for the Fighting Irish, finishing his career with 176 tackles (91 solo)...Added 17.5 tackles for loss, a sack and a pair of recoveries over four seasons...Set a single-game career high this past year with 11 tackles against Southern California...Earned Notre Dame Defensive Scout Team Player of the Year honors in 2015 as a freshman.

**PERSONAL:** Given name Asmar Malik Bilal Jr. ...Last name is pronounced bih-LOWL...Born in Indianapolis, Ind. ...Enjoys roller skating and reading...Earned a degree in sociology with a minor in economics from Notre Dame...**High School:** Honorable mention Parade prep All-American as a senior in 2014 at Ben Davis High in Indianapolis, Ind. ...As a senior, totaled 155 tackles (104 solo), six tackles for loss, five sacks and an INT en route to first-team All-State recognition from *The Associated Press*...Led the school to a 12-2 record and a state championship...Registered a team-high 106 tackles, five sacks and a fumble recovery as a junior.

### CAREER NFL TRANSACTIONS:

**2020:** Signed by Los Angeles Chargers as undrafted free agent, April 30.



## DARIUS BRADWELL

**RUNNING BACK**  
6-0 | 235 | **ROOKIE**  
**FREE AGENT — 2020**  
**TULANE**  
**GODBY HIGH**  
**TALLAHASSEE, FLA.**

**COLLEGE:** Played four seasons (2016-19) at Tulane, appearing in 38 games...Ran for 2,062 yards and 17 TDs on 289 attempts (5.2 avg.) over his career...Enjoyed his most productive season as a junior in 2018, totaling 1,134 rushing yards for the eighth 1,000-yard season in school history...Ranks tied for 13th in school annals with four career 100-yard performances... Earned Most Valuable Player honors of the AutoNation Cure Bowl in 2018 with 150 yards and two touchdowns on 35 attempts.

**PERSONAL:** Given name Darius Bradwell...Nickname is 'Bull'...Born in Lake City, Fla. ...Father, Antonio, played college football at Louisville...In his youth, helped his mom clean office buildings...Worked at the family-owned funeral home...In college, worked as a valet...Was a member of the Fellowship of Christian

Athletes...Began playing the piano in eighth grade...Earned a degree in operations with a minor in business management from Tulane...**High School:** Named first-team All-Big Bend Area and honorable mention All-State as a senior at Godby High in Tallahassee, Fla. ...Over his final two prep seasons, registered 4,535 total yards and 55 touchdowns – 2,427 yards and 20 TDs passing, and 2,108 yards and 35 TDs rushing – while topping 100 rushing yards in nine games...In 2015, ran for 1,213 yards and 14 TDs on 125 carries (9.7 avg.), while passing for 1,097 yards and 11 TDs.

### CAREER NFL TRANSACTIONS:

**2020:** Signed by Los Angeles Chargers as undrafted free agent, April 30.



## JOHN BRANNON

**CORNERBACK**  
6-0 | 190 | **ROOKIE**  
**FREE AGENT — 2020**  
**WESTERN CAROLINA**  
**SOUTH MECKLENBURG HIGH**  
**CHARLOTTE, N.C.**

**COLLEGE:** Played four seasons (2016-19) at Western Carolina, playing 38 career games with 16 starts...Posted 86 tackles and seven INTs for the Catamounts...Earned All-Southern Conference recognition as a senior with 55 tackles (30 solo), a tackle for loss, eight passes defended, two fumble recoveries and three INTs while starting all 12 games...Scored a pair of TDs in his career, including one as a sophomore on a 41-yard pick-six, which led to Southern Conference Defensive Player of the Week honors...Had the other score on a 23-yard INT return as a senior in the season opener.

**PERSONAL:** Given name John William Brannon III...Nickname is 'JB'...Born in Charlotte, N.C. ...Two cousins – Justin Byers and Stephen Griffin – played college football at North Carolina State...Has been active in RISE 2 IMPACT, which educates, exposes and equips young boys of color to put them on a path to success...Played the trumpet in his youth...Earned a degree in marketing from Western Carolina and is close to a double-major with sports management...**High School:** Named second-team defense All-Charlotte Observer at South Mecklenburg High in Charlotte, N.C. ...Earned *South Charlotte Weekly* Defensive Player of the Year honors as a senior...Played WR and CB for the Sabres...Posted 56 tackles, six tackles for loss, a sack and eight INTs as a senior...On offense, caught 24 passes for 98 yards (4.1 avg.) and three TDs...Had eight INTs in each of his last two seasons, setting the school single-season record.

### CAREER NFL TRANSACTIONS:

**2020:** Signed by Los Angeles Chargers as undrafted free agent, April 30.



## TEVAUGHN CAMPBELL

**CORNERBACK**  
**6-0 | 200 | 1st NFL SEASON**  
**2nd YEAR WITH CHARGERS**  
**FREE AGENT — 2019**  
**REGINA (CAN.)**  
**SIR WILFRID LAURIER**  
**TORONTO, ONTARIO, CANADA**

**2019:** Spent two games on the active roster for the Chargers and on the practice squad for 12 weeks... Was inactive for both games...**at Denver (Dec. 1):** Inactive (healthy scratch).

**CANADIAN FOOTBALL LEAGUE (2018):** Played his second season with the Montreal Alouettes... Posted career highs with 21 tackles, two INTs and scoring two TDs... Added a tackle on special teams...**at Ottawa (Aug. 31):** Picked off his first pass of the season and had three tackles on defense...**vs. BC (Sept. 14):** Recorded two defensive tackles and one on special teams... Recovered a blocked punt and returned it for a TD, the second such score of his career...**at Toronto (Oct. 20):** Registered his second INT of the season and fourth of his career, returning it for a TD for his first career pick-six... Added three defensive stops.

**CFL (2017):** Spent the season with the Montreal Alouettes after being traded from Saskatchewan... Appeared in 10 games, finishing with 13 defensive tackles, three special teams tackles, an INT and a pair of forced fumbles...**vs. Ottawa (Sept. 17):** Registered the second INT of his career...**vs. Edmonton (Oct. 9):** Forced the first fumble of his career and had a pair of defensive tackles...**at Saskatchewan (Oct. 27):** Had a tackle on defense and a forced fumble against his former team.

**CFL (2016):** Spent the season with the Saskatchewan Roughriders after being traded from Calgary... In 17 games, had 12 tackles on defense, four tackles on special teams, a sack and an INT... Recovered a blocked punt that he returned for a TD...**vs. Ottawa (July 22):** Registered a defensive stop and returned a blocked punt for the first score of his career...**at Hamilton (Aug. 20):** Posted a season-high three tackles on defense...**vs. Montreal (Oct. 22):** Had a defensive tackle and the first INT of his career... On the pick, made a leaping grab in front of the receiver deep down the right sideline.

**CFL (2015):** Selected by the Calgary Stampeders in the third round of the 2015 CFL Draft (22nd overall)... Appeared in five games with the Stampeders, posting seven tackles on defense and one on special teams...**at Toronto (Oct. 17):** Set a single-season high with three defensive tackles...**vs. Saskatchewan (Oct. 31):** Finished with three tackles on defense, the second time in as many games after the Stampeders had a bye in Week 18.

**COLLEGE:** Played three seasons (2011, '13-14) at Regina, redshirting in 2012... Appeared in 20 games, posting 56 tackles (44 solo), a sack and two tackles for loss... Added 11 passes defended and two fumble recoveries... Returned 20 kickoffs for 423 yards (21.2 avg.)... Totaled 42 punt returns for 440 yards (10.5 avg.)... Ended his career as the school's all-time leader in kickoff return average and No. 2 in punt return average... Had a 75-yard punt return as a junior, which was the fourth-longest in school history... Also as a junior, recorded the fifth-longest kickoff return in program annals with a 71-yarder.

**PERSONAL:** Given name Te Vaughn Shaquale Campbell... Nickname is 'TC'... First name is pronounced tuh-VAUGHN... Born in Toronto, Ontario, Canada... Has a son... Competed with the Canada national rugby sevens team during the 2017 World Rugby Sevens Series during stops in New Zealand, Las Vegas, Vancouver, Hong Kong and Singapore... At the University of Regina, he won the 60-meter dash in the 2016 Canadian University Track & Field Championships with a time of 6.67 seconds... Donated all the proceeds from a college entrepreneurship project to charity... Worked as an auto mechanic at a body shop in college... Enjoys drawing in his leisure... Earned a degree in entrepreneurship from Regina...  
**High School:** Graduated from Sir Wilfrid Laurier Collegiate Institute in Toronto, Ontario, Canada... Played soccer and ran track & field in his prep career... Ran the 100-meter dash and the 4x100-meter relay... Spent the first three years of high school at Jean Vanier Catholic High in Toronto.

## CAREER NFL TRANSACTIONS:

**2019:** Signed by New York Jets to Reserve/Future contract, Jan. 4... Waived by Jets, Aug. 31... Signed by Los Angeles Chargers to practice squad, Sept. 11... Signed to active roster, Oct. 29... Waived by Chargers, Nov. 2... Signed by Chargers to practice squad, Nov. 5... Signed to active roster, Nov. 26... Waived by Chargers, Dec. 9... Signed by Chargers to practice squad, Dec. 11... Re-signed by Chargers to Reserve/Future contract, Dec. 30.



## COLE CHRISTIANSEN

**LINEBACKER**  
**6-1 | 230 | ROOKIE**  
**FREE AGENT — 2020**  
**ARMY**  
**NANSEMOND-SUFFOLK ACA.**  
**SUFFOLK, VA.**

**COLLEGE:** Played four seasons (2016-19) at Army, playing 44 career games with 35 starts...Served as a team captain as a junior and senior...Posted 275 tackles (153 solo), 3.5 sacks and 20.5 tackles for loss...Added an INT, five passes defended, three forced fumbles, a recovery and a blocked kick...Earned first-team All-Independent recognition in 2018 and 2019...Finished his senior year with a career-high 112 tackles (63 solo)...Was a semifinalist for the 2019 Lott IMPACT Trophy, recognizing a player that makes the biggest IMPACT – which stands for Integrity, Maturity, Performance, Academics, Community and Tenacity – on and off the field.

**PERSONAL:** Given name Cole Jennings Christiansen...Born in Newport News, Va. ...Grandfather, Ronald, served 40 years in the Air Force...Will serve in the Army following his playing career...Father, David, worked as a firefighter in his youth...Mother, Monica, works in local government...Worked on the family farm, which houses over 100 horses...The family dog is a golden retriever named Biscuit...Began playing the guitar about a year ago...Enjoys longboarding, fishing, boating and being at the beach...Earned a degree in engineering management with an infrastructure track from Army...**High School:** Three-year captain at Nansemond-Suffolk Academy in Suffolk, Va. ...Named Virginia Independent Schools Athletic Association State Defensive Player of the Year twice...Helped lead the Saints to a 2015 VISAA state title in 2015...Three-time All-State and two-time Conference Player of the Year recipient...Played LB, RB and QB, lettering all four years in football...Also lettered a year in baseball and three years in lacrosse, serving as team captain as a senior.

### CAREER NFL TRANSACTIONS:

**2020:** Signed by Los Angeles Chargers as undrafted free agent, April 30.



## JEFF COTTON

**WIDE RECEIVER**  
**6-2 | 206 | ROOKIE**  
**FREE AGENT — 2020**  
**IDAHO**  
**MOUNTAIN VIEW HIGH**  
**TUCSON, ARIZ.**


**COLLEGE:** Played two seasons (2018-19) at Idaho, redshirting in 2017 after spending time at Pima Community College in Tucson, Ariz. ...Appeared in 21 games for the Vandals, catching 137 passes for 1,797 yards (13.1 avg.) and 14 TDs...In his first game for Idaho, hauled in a 73-yard TD in the season opener, good for the longest reception in over two years...In 2018, became the first Vandal to catch a TD pass in each of the first four games of a season since 2014...Had a 43-yard kickoff return as a junior, the longest by a Vandal in four years...At Pima Community College, earned recognition as a sophomore as NJCAA honorable mention All-America with 43 receptions for 847 yards and six touchdowns...Also was named first-team All-Region and first-team All-Western States Football League, leading the WSFL with 93 receiving yards-per-game.

**PERSONAL:** Given name Jeff Edward Cotton Jr. ...Born in Tucson, Ariz. ...Brother, Andrew Cotton, played basketball at Utah Valley and the New Mexico Military Institute...Cousin, Bryce Cotton, played college basketball at Providence and spent time with the Utah Jazz, Phoenix Suns and Memphis Grizzlies...Both grandfathers served in the military...Worked as a paperboy during a summer in college...Played the violin in his youth...Earned a degree in general studies from Idaho...**High School:** Earned first-team all-region and first-team All-Southern Arizona as a senior at Mountain View High in Tucson, Ariz. ...In his final prep year, caught 47 passes for 851 yards (18.1 avg.) and five TDs...Began his high school career at Ironwood Ridge High in Tucson, Ariz. ...Played WR, S and CB...Lettered in football and track & field.

### CAREER NFL TRANSACTIONS:

**2020:** Signed by Los Angeles Chargers as undrafted free agent, April 30.





## JOSH DUNLOP

**GUARD**  
6-7 | 315 | **ROOKIE**  
**FREE AGENT — 2020**  
**TEXAS-SAN ANTONIO**  
**ZIONSVILLE COMMUNITY HIGH**  
**CHARLOTTE, N.C.**

**COLLEGE:** Played three seasons (2017-19) at Texas-San Antonio after spending time at Dodge City (Kan.) Community College (2015-16)...Played in 35 career games with 31 starts for the Roadrunners – starting 19 at right tackle, seven at left tackle and five at right guard...Named honorable mention All-Conference USA as a senior in 2019, helping pave the way for *Football Writers Association of America* Freshman All-American RB Sincere McCormick to break the school single-season all-purpose yards record...At Dodge City, started as a redshirt freshman for an offense that averaged 28.4 points and 120.2 rushing yards-per-game.

**PERSONAL:** Given name Joshua Frederick Dunlop... Born in Zionsville, Ind. ...Acted with two agencies before football, appearing in commercials and a local play (George Orwell's "1984")...Brother, Marcus, served in the Marines in Okinawa, Japan, and is currently a commercial pilot...Played the tenor saxophone in his youth...Enjoys watching historical documentaries...Earned a degree in communications from Texas-San Antonio...**High School:** Played along the offensive line and nose tackle at Zionsville (Ind.) Community High...Played football, basketball and track & field.

### CAREER NFL TRANSACTIONS:

**2020:** Signed by Los Angeles Chargers as undrafted free agent, April 30.



## BREIDEN FEHOKO

**NOSE TACKLE**  
6-3 | 300 | **ROOKIE**  
**FREE AGENT — 2020**  
**LOUISIANA STATE**  
**W.R. FARRINGTON HIGH**  
**HONOLULU, HAWAII**

**COLLEGE:** Played two seasons (2018-19) at Louisiana State and sat out the 2017 season due to transfer rules after playing two years (2015-16) at Texas Tech... Appeared in 23 games with 12 starts for the Tigers, posting 33 tackles (10 solo), two sacks, nine tackles for loss and a pair of passes defended...Member of 2018 Southeastern Conference Academic Honor Roll... Started all 25 games played at Texas Tech...Totalled 38 tackles (21 solo), two sacks, 7.5 tackles for loss, a pass defended and an interception for the Red Raiders... Earned honorable mention All-Big 12 recognition in 2015 as a freshman.

**PERSONAL:** Given name Breiden Hinckley Fehoko... Name is pronounced 'BRAY-dun fuh-HO-ko'...Born in Honolulu, Hawaii...Father, Vili, was good friends with Hall of Fame LB Junior Seau...Former Ravens and Lions NT Haloti Ngata is a relative...Father also served as the mascot for the University of Hawai'i for many years, performing at Rainbow Warriors games and the Pro Bowl...Participated in the Friends program in high school, where students did activities and ate lunch with special needs schoolmates...First job was a summer camp counselor in high school...Eventually wants to build his own house...Enjoys playing video games and spending time with his four-year-old dog, Simba...Has played the ukulele and drums since his youth...Earned a degree in communications from Louisiana State...**High School:** Earned Under Armour High School All-America honors at W.R. Farrington High in Honolulu, Hawaii... Ranked by Scout as a senior as the No. 4 defensive lineman in the class...As a senior, compiled 74 tackles, 16 sacks, 27 tackles for loss and six forced fumbles.

### CAREER NFL TRANSACTIONS:

**2020:** Signed by Los Angeles Chargers as undrafted free agent, April 30.



## ROMEO FINLEY


**LINEBACKER**  
**6-0 | 225 | ROOKIE**  
**FREE AGENT — 2020**  
**MIAMI**  
**W.R. FARRINGTON HIGH**  
**FORT WALTON BEACH, FLA.**

**COLLEGE:** Played four seasons (2016-19) at Miami, appearing in 51 career games with 16 starts... Finished with 96 tackles (66 solo) and nine tackles for loss... Added a forced fumble, 11 passes defended and three INTs, including an 83-yard pick-six as a junior... Played in four bowl games for the Hurricanes... Set a single-game career high with eight tackles last season in the Air Force... First job was working as a go-kart attendant at The Track in Destin, Fla. ... Enjoys saltwater fishing... Wants to learn to play the piano... Played high school football with Deonte Sheffield (played collegiately at Florida State), Eli Stove (Auburn) and Juanyeh Thomas (Georgia)... Played youth ball with Richie Grant (played collegiately at Central Florida), Michael Carter (North Carolina), Chris Pickett (Delta State) and Mike Turner (Saint Vincent College)... Earned a degree in criminology from Miami... **High School:** Rated a four-star prospect out of Niceville (Fla.) High... Finished his prep career at Niceville for two years after transferring from Fort Walton Beach (Fla.) High... Over his final two prep seasons, totaled 120 tackles, 16 passes defended, two INTs and a pair of forced fumbles... Lettered three years in football... Lettered two years in track & field, competing in the 200-yard dash, the triple jump and the 4x100 relay.

**PERSONAL:** Given name Romeo Alexander Finley... Nickname is 'Rome'... Born in Fort Walton Beach, Fla. ... Brother, Marcus McKinney, serves in the Army... Brother-in-law, Ashanti Hairston, is a First Sergeant in the Air Force... First job was working as a go-kart attendant at The Track in Destin, Fla. ... Enjoys saltwater fishing... Wants to learn to play the piano... Played high school football with Deonte Sheffield (played collegiately at Florida State), Eli Stove (Auburn) and Juanyeh Thomas (Georgia)... Played youth ball with Richie Grant (played collegiately at Central Florida), Michael Carter (North Carolina), Chris Pickett (Delta State) and Mike Turner (Saint Vincent College)... Earned a degree in criminology from Miami... **High School:** Rated a four-star prospect out of Niceville (Fla.) High... Finished his prep career at Niceville for two years after transferring from Fort Walton Beach (Fla.) High... Over his final two prep seasons, totaled 120 tackles, 16 passes defended, two INTs and a pair of forced fumbles... Lettered three years in football... Lettered two years in track & field, competing in the 200-yard dash, the triple jump and the 4x100 relay.

### CAREER NFL TRANSACTIONS:

**2020:** Signed by Los Angeles Chargers as undrafted free agent, May 4.



## JOE GAZIANO


**DEFENSIVE END**  
**6-4 | 280 | ROOKIE**  
**FREE AGENT — 2020**  
**NORTHWESTERN**  
**XAVERIAN BROTHERS HIGH**  
**SCITUATE, MASS.**

**COLLEGE:** Played four seasons (2016-19) at Northwestern after redshirting in 2015, playing 47 career games... Totaled 153 tackles (100 solo) and 48.5 tackles for loss... With 30 sacks, ranks No. 1 in school history... Added 15 passes defended, 10 forced fumbles and four recoveries... Earned first-team All-Big Ten honors as a senior, third-team All-Big Ten as a junior and second-team All-Big Ten Defensive Team as a sophomore in 2017... Led the conference with eight sacks as a sophomore... Academic All-Big Ten in each of his four years.

**PERSONAL:** Given name Joseph Matthew Gaziano... Born in Scituate, Mass. ... Father, Frank, and Uncle, Joe, played college football at Lafayette College in Eaton, Pa. ... Is heavily involved with his family in the Jimmy Fund in Boston for pediatric cancer research... Had a college internship in brokerage services for commercial real estate... Enjoys golfing and estimates his handicap is around 17... Earned a degree in communications with a business minor from Northwestern... **High School:** Named second-team All-USA by USA Today in 2014 at Xaverian Brothers High in Westwood, Mass. ... Rated the No. 1 prospect in Massachusetts by Scout, 247Sports and Rivals... Named 2014 Massachusetts Gatorade Player of the Year... Earned 2014 Boston Globe Division One Player of the Year, Massachusetts Coaches Association All-State... Twice was recognized as Catholic Conference MVP... Helped the Hawks finish 12-0 in 2014 en route to a Massachusetts Division 1 Super Bowl championship... Lettered four years in football and three in lacrosse, serving as a captain of both teams.

### CAREER NFL TRANSACTIONS:

**2020:** Signed by Los Angeles Chargers as undrafted free agent, April 30.



## NATE GILLIAM

**GUARD**  
6-4 | 310 | ROOKIE  
FREE AGENT — 2020  
WAKE FOREST  
FARRAGUT HIGH  
KNOXVILLE, TENN.

**COLLEGE:** Played four seasons (2016-19) at Wake Forest after redshirting in 2015...Played 47 career games with 28 starts for the Demon Deacons...Earned third-team All-Atlantic Coast Conference honors as a senior...In 2019, played on an offensive line that blocked for three 500-yard rushers and for QB Jamie Newman to throw for 26 touchdowns and rank second in the ACC with 286.8 total offense yards-per-game.

**PERSONAL:** Given name James Nathaniel Gilliam... Last name is pronounced 'GILL-em'...Born in Knoxville, Tenn. ...Brother, Jacob, played T at Tennessee, playing on a torn ACL the final seven weeks of his senior season, and is now a lawyer...Grandfather, Larry Nutt, served in the Navy on a submarine during the Cuban Missile Crisis...Great Uncle, James, served in the Army during World War II and was one of the first paratroopers to drop into Europe from the United States...Worked in a warehouse monitoring inventory for his first job...Faith is very important to him and his pastor was friends with Hall of Fame DE Reggie White...Earned a degree in economics from Wake Forest...**High School:** Named first-team All-State in Class 6A as a senior at Farragut High in Knoxville, Tenn. ...Also earned All-District 4AAA and District Lineman of the Year honors...Played G, T and DT...Lettered three years in football and one in basketball...Was a team captain as a senior.

## CAREER NFL TRANSACTIONS:

**2020:** Signed by Los Angeles Chargers as undrafted free agent, April 30.



## DERRICK GORE

**RUNNING BACK**  
5-9 | 200 | 1st NFL SEASON  
2nd YEAR WITH CHARGERS  
FREE AGENT — 2020  
LOUISIANA-MONROE  
WILLIAM-NOTTINGHAM HIGH  
SYRACUSE, N.Y.

**2019:** Spent time on the practice squads for the Los Angeles Chargers and Washington.

**COLLEGE:** Played two seasons (2017-18) at Louisiana-Monroe after transferring from Alabama following a two-year career with the Crimson Tide (2015-16)... Over 43 career games, rushed for 1,355 yards and 13 TDs on 319 attempts (4.2 avg.)...Caught 35 passes for 254 yards (7.3 avg.) and a TD...Appeared in 24 games with the Warhawks, posting 254 receiving yards and a TD on 34 catches (7.5 avg.) while rushing for 1,247 yards and 12 TDs on 295 attempts (4.2 avg.)...Walked on at Alabama, where he, totaled 24 rushes for 108 yards (4.5 avg.) and a TD in eight games...Blocked a punt for the Crimson Tide in the team's Southeastern Conference title game win over Florida in 2016.

**PERSONAL:** Given name Derrick Antoine Gore Jr. ... Nicknames are 'D. Gore' and 'DG'...Born in Chester, Pa. ...Participates in programs mentoring inner-city youth of Syracuse, N.Y. ...Father, Derrick Sr., served in the Marine Corps...Worked for his father at the family's business, Gore Funeral Services...Enjoys hiking and listening to jazz and blues...Earned a degree in general studies from Louisiana-Monroe...**High School:** Graduated from William Nottingham High in Syracuse, N.Y. ...Played RB, OLB and S...Lettered two years in football and two in basketball.

## CAREER NFL TRANSACTIONS:

**2019:** Signed by Los Angeles Chargers as undrafted free agent, July 24...Waived by Chargers, Aug. 31... Signed by Chargers to practice squad, Oct. 16... Released by Chargers from practice squad, Oct. 18... Signed by Washington Redskins to practice squad, Dec. 10.

**2020:** Signed by Chargers as free agent, May 5.



## JALEN GUYTON

**WIDE RECEIVER**

**6-1 | 212 | 1st NFL SEASON**  
**2nd YEAR WITH CHARGERS**  
**FREE AGENT — 2019**  
**NORTH TEXAS**  
**ALLEN HIGH**  
**ALLEN, TEXAS**

**2019:** Played in three games and was inactive two others after being promoted from the practice squad...  
**at Denver (Dec. 1):** Made his NFL debut, seeing time on five plays on offense and six on special teams...  
**at Jacksonville (Dec. 8):** Participated on nine offensive snaps and six on special teams...  
**vs. Minnesota (Dec. 15):** Inactive (healthy scratch)...  
**Oakland (Dec. 22):** Contributed on four offensive plays...  
**at Kansas City (Dec. 29):** Inactive (healthy scratch).

**COLLEGE:** Played two seasons (2017-18) at North Texas after spending time at Trinity Valley Community College (2016) in Athens, Texas, and Notre Dame (2015)...In two seasons for the Mean Green, posted 103 receptions for 1,580 yards (15.3 avg.) and 15 TDs over 26 career games...Member of the team's leadership council in both seasons...Had the best game of his career in 2017, catching 14 passes for 211 yards (15.1 avg.) and a TD en route to being named Conference-USA Co-Newcomer of the Year...In one season at Trinity Valley, caught 45 passes for 968 yards (21.5 avg.) and 12 TDs...Redshirted during his lone year for the Fighting Irish in South Bend, Ind.

**PERSONAL:** Given name Jalen Jeffery Guyton... Nickname is 'JG'...Born in Irving, Texas...Several members of father's family served in the military...Cousin is Philadelphia Eagles first-round rookie WR Jalen Reagor...High school teammates with Arizona Cardinals QB Kyler Murray and Carolina Panthers T Greg Little...Went to high school with Bo Nickal, who won three NCAA Division-I wrestling titles and was a Dan Hodge Trophy winner as the nation's top college wrestler...Enjoys reading and writing in his leisure...Earned a degree in integrated studies from North Texas...  
**High School:** Rated the 39th player in Texas by the Dallas Morning News out of Allen (Texas) High...As a senior, posted 82 catches for 1,770 yards (21.6 avg.) and 22 TDs...Led Allen High to a 31-point win in the 6A state title game at AT&T Stadium in Arlington, Texas, as a senior for the school's third-straight state championship...Began his prep career as QB before playing WR the last three seasons...Lettered three years in football and one year in track & field...Ran the 400-meter dash and was in the mile relay.

## CAREER NFL TRANSACTIONS:

**2019:** Signed by Dallas Cowboys as undrafted free agent, May 10...Waived by Cowboys, Aug. 31...Signed by Los Angeles Chargers to practice squad, Oct. 23...Signed to active roster, Nov. 30.



## BOBBY HOLLY

**FULLBACK**


**5-11 | 240 | ROOKIE**  
**FREE AGENT — 2020**  
**LOUISIANA TECH**  
**UNION PARISH HIGH**  
**FARMERVILLE, LA.**

**COLLEGE:** Played four seasons (2016-19) at Louisiana Tech after redshirting in 2015...Appeared in 52 career games, playing fullback and special teams for the Bulldogs...Ran for 13 yards and a TD on five carries (2.6 avg.) and added 11 receptions for 53 yards (4.8 avg.) and three TDs...Blocked for a 1,000-yard rusher in three of his four seasons.

**PERSONAL:** Given name Bobby DeWayne Holly Jr. ... Born in Ruston, La. ...Wants to be active in breast cancer advocacy and awareness as his mother, Stella Amacker, passed from breast cancer during his freshman season at Louisiana Tech...Cousin, Jamarius Williams, played football and baseball at Louisiana-Lafayette...Brother, Jamarion Ford, serves in the national guard and sister, MyKetrian Amacker, serves in the Navy...Father, Bobby Sr., serves as a police officer in Farmerville, La., and has been on the force for over 20 years...Is an animal lover and owns several pets, including dogs, horses and chinchillas...Enjoys being outdoors, hunting and fishing...First job was landscaping in high school...Enjoys writing and hopes to write his autobiography in the future...Earned a degree in forestry from Louisiana Tech...  
**High School:** Named first-team All-State in football as a senior at Union Parish High in Farmerville, La. ...Helped lead the Farmers to a LHSAA state title in 2013...Lettered two years in football, three in powerlifting and one in track & field.

## CAREER NFL TRANSACTIONS:

**2020:** Signed by Los Angeles Chargers as undrafted free agent, April 30.



## TYRON JOHNSON

### WIDE RECEIVER

6-1 | 193 | 1st NFL SEASON  
2nd YEAR WITH CHARGERS  
FREE AGENT — 2019  
OKLAHOMA STATE  
WARREN EASTON HIGH  
NEW ORLEANS, LA.

**2019:** Spent the season on the practice squads for the Buffalo Bills, Houston Texans, Carolina Panthers and Los Angeles Chargers.

**COLLEGE:** Played two seasons (2017-18) at Oklahoma State while redshirting in 2016 after transferring from Louisiana State, where he played one year (2015)... Posted 80 career catches for 1,288 yards (16.1 avg.) and 12 TDs... Added 15 rushing yards and a TD on three attempts (5.0 avg.)... Back-to-back Academic All-Big 12 in his last two years (first team in 2017, second team in '18)... For the Cowboys, totaled 71 catches for 1,138 yards (16.0 avg.) and 10 TDs, including a senior campaign with seven TDs and 845 yards on 53 receptions (15.9 avg.)... Key part of Oklahoma State's Liberty Bowl win over Missouri, catching seven passes for a single-game career-high 141 yards (20.1 avg.) and two TDs... Scored the lone rushing TD of his career as a junior against South Alabama on a one-yard carry... As a sophomore, hauled in a 44-yard TD catch on his first target as a Cowboy... As a freshman at Louisiana State, posted nine catches for 150 yards (16.7 avg.) and two TDs... Made his first career scoring grab on a 61-yard catch against Western Kentucky.

**PERSONAL:** Given name Tyron Johnson... Nickname is 'T. Billy'... Born in New Orleans, La. ... Has a son, Elias... Studied general studies at Oklahoma State...

**High School:** Class 4A All-State selection as a senior at Warren Easton High in New Orleans, La. ... Invited to the Under Armour All-American Game... Posted 94 catches for 1,589 yards (16.9 avg.) and 17 TDs as a senior while registering 1,433 receiving yards and 17 TD catches on 87 receptions (16.5 avg.) as a junior... Led the team to an appearance in the state title game in 2014.

### CAREER NFL TRANSACTIONS:

**2019:** Signed by Houston Texans as undrafted free agent, May 10... Waived by Texans, Aug. 31... Signed by Buffalo Bills to practice squad, Sept. 2... Released by Bills from practice squad, Sept. 17... Signed by Texans to practice squad, Sept. 24... Released by Texans from practice squad, Sept. 25... Signed by Carolina Panthers to practice squad, Oct. 2... Released by Panthers from practice squad, Oct. 15... Signed by Los Angeles Chargers to practice squad, Dec. 3... Re-signed by Chargers to Reserve/Future contract, Dec. 30.



## JESSIE LEMONIER

### DEFENSIVE END


6-2 | 240 | ROOKIE  
FREE AGENT — 2020  
LIBERTY  
HIALEAH SENIOR HIGH  
MIAMI, FLA.

**COLLEGE:** Played two seasons (2018-19) at Liberty after playing at Ventura (Calif.) College... Totaled 135 tackles (74 solo), 20.5 sacks and 29 tackles for loss in two seasons for the Flames... Earned Cure Bowl MVP recognition as a senior after posting two sacks in the win over Georgia Southern... At Ventura College, finished the 2017 season with 79 tackles, 18.5 tackles for loss, 8.5 sacks and an INT... Earned recognition as *Southern Californian Football Association* Northern Conference Defensive Player of the Year, helping the Pirates to an 8-3 record and the program's 16th conference title.

**PERSONAL:** Given name Jessie Nathaniel Lemonier... Last name is pronounced 'lemon-YAY'... Born in Miami, Fla. ... Brother, Corey, played at Auburn and was a third-round selection of the San Francisco 49ers in 2013 and has also spent time with the Cleveland Browns, Detroit Lions and New York Jets... Volunteered in a homeless shelter, giving out supplies and food to homeless citizens in Lynchburg, Va., while in college... In high school, did community service by working at the concessions stands during Miami Dolphins home games... Enjoys cooking and trying to use different types of seasoning... Wants to open a restaurant eventually... Earned a degree in psychology from Liberty... **High School:** Lettered two years in football at Hialeah (Fla.) Senior High... Played along both lines in high school.

### CAREER NFL TRANSACTIONS:

**2020:** Signed by Los Angeles Chargers as undrafted free agent, April 30.



## KEVIN MCGILL

**CORNERBACK**  
6-0 | 200 | **ROOKIE**  
**FREE AGENT — 2020**  
**EASTERN MICHIGAN**  
**WESTLAKE HIGH**  
**WALDORF, MD.**

**COLLEGE:** Played four seasons (2016-19) at Eastern Michigan, appearing in 50 career games with 40 starts...Compiled 125 tackles, 5.5 tackles for loss and three fumble recoveries... Tied for the most career passes defended in school history with 28 while picking off five passes...Allowed the fourth-lowest passer rating (48.4) of any active FBS cornerback since 2017... Earned third-team All-Mid-American Conference as a senior.

**PERSONAL:** Given name Kevin Dwyane McGill Jr. ...Born in Washington, D.C. ...Built houses with college teammates in the area...Played the piano in his youth...Grandfather was a police officer and uncle works for the secret service...Earned a degree in sports management with a communications minor from Eastern Michigan...**High School:** Named Maryland Small School All-State in 2015 at Westlake High in Waldorf, Md. ...Participated in the Chick-Fil-A All-Star Football Challenge...Played S and WR, lettering two years in football...Also played basketball and ran track & field.

### CAREER NFL TRANSACTIONS:

**2020:** Signed by Los Angeles Chargers as undrafted free agent, April 30.



## GABE NABERS

**FULLBACK**  
6-3 | 235 | **ROOKIE**  
**FREE AGENT — 2020**  
**FLORIDA STATE**  
**LOWNDES HIGH**  
**VALDOSTA, GA.**

**COLLEGE:** Played four seasons (2016-19) at Florida State, appearing in 41 career games with five starts... Finished his Seminole career with 19 receptions for 269 yards (14.2 avg.) and three touchdowns...Saw his most productive year as a senior, posting 221 receiving yards and two touchdowns on 15 catches (14.7 avg.)...Had a five-yard TD catch in the 2019 season opener...Caught his first catch and a TD in 2017 against Delaware State.

**PERSONAL:** Given name Gabriel Eugene Nabers Jr. ...Born in Las Vegas, Nev. ...Played high school football with Colts CB Kenny Moore II...Mother, Elise Pierce, is retired from the Air Force after more than 20 years of service...Worked as part of Florida State alumni communications for a summer in college...Is a graffiti artist and has done pieces for private purchase,

including in gymnasiums and basketball courts... Played the piano and the snare drum in his youth... Earned a degree in sports management from Florida State...**High School:** Named the 2015 Georgia 1-6A Utility Player of the Year at Lowndes High in Valdosta, Ga. ...Also earned honorable mention All-State from the Georgia Sports Writers Association as a senior... Helped lead the Vikings in 2015 to the state playoffs... Played WR, TE, FB, DE and LB while also playing QB as a freshman...Lettered in football and track & field.

### CAREER NFL TRANSACTIONS:

**2020:** Signed by Los Angeles Chargers as undrafted free agent, April 30.



## STORM NORTON

**TACKLE**  
6-7 | 317 | **1st NFL SEASON**  
**1st YEAR WITH CHARGERS**  
**FREE AGENT — 2020**  
**TOLEDO**  
**WHITMER HIGH**  
**TOLEDO, OHIO**

**XFL (2020):** Started all five games at LT for the Los Angeles Wildcats after the team made him the No. 1 overall selection in phase two of the 2020 XFL Draft... Elected as a team captain in a vote among teammates... Blocked on a line for the league's No. 2 scoring offense and passing offense, and for QB Josh Johnson to lead the league with a 106.3 passer rating...Johnson was the only XFL QB with over 1,000 passing yards to be sacked five or fewer times...Was the highest-rated XFL OL by Pro Football Focus...**vs. DC (Feb. 23):** Paved the way for a rushing attack that had three TDs while Josh Johnson completed 72 percent of his passes (18-of-25) for 278 yards and three TDs (148.0 rating)...**vs. Tampa Bay (March 8):** Protected Josh Johnson to throw for 288 yards and four TDs with one INT on 20-of-36 passing (55.6 pct.) for a 107.2 passer rating.

**2018:** Appeared in one game, making his NFL debut and spent the rest of the season on Minnesota's practice squad...**vs. New Orleans (Oct. 28):** Participated on special teams, protecting on a pair of made extra point attempts.

**2017:** Was inactive one game for Detroit...Spent the majority season on the practice squads of the Detroit Lions and Arizona Cardinals...**vs. Arizona (Sept. 10):** Inactive (healthy scratch).

**COLLEGE:** Played four seasons (2013-16) at Toledo, redshirting in 2012...Participated in 46 career games with 28 starts...Earned first-team All-Mid American Conference honors at LT in 2015 and was named to *The Associated Press* All-Bowl team...As a junior, paved the way for the No. 1 rushing attack in the MAC, averaging 207.9 yards-per-game.



**PERSONAL:** Given name Storm Willis Norton...Born in Toledo, Ohio...Married to Breanna...The couple has a two-year old son, Ryker...Brother, Beau, walked on at Toledo...Pittsburgh Steelers DE Chris Wormley was a high school teammate...Grandfather, Troy, served in the Navy...Enjoys golfing in his leisure...Earned a degree in criminal justice from Toledo...**High School:** Named first-team All-*Toledo Blade* and was the district's Lineman of the Year as a senior at Whitmer High in Toledo, Ohio...Recognized as first-team All-State, All-District and All-Conference during his final prep season in 2011...As a junior, was named second-team All-District and All-Conference...Lettered in football, basketball and track & field.

### CAREER NFL TRANSACTIONS:

**2017:** Signed by Detroit Lions as undrafted free agent, May 12...Waived by Lions, Sept. 2...Signed by Lions to practice squad, Sept. 3...Signed to active roster, Sept. 9...Waived by Lions, Sept. 11...Signed by Lions to practice squad, Sept. 13...Released by Lions from practice squad, Sept. 25...Signed by Lions to practice squad, Oct. 26...Released by Lions from practice squad, Oct. 31...Signed by Arizona Cardinals to practice squad, Nov. 6...Released by Cardinals from practice squad, Nov. 30...Signed by Minnesota Vikings to practice squad, Dec. 12.

**2018:** Released by Vikings from practice squad, Jan. 16...Signed by Vikings to Reserve/Future contract, Jan. 29...Waived by Vikings, Sept. 1...Signed by Vikings to practice squad, Sept. 2...Signed to active roster, Oct. 27...Waived by Vikings, Nov. 3...Signed by Vikings to practice squad, Nov. 6.

**2019:** Re-signed by Vikings to Reserve/Future contract, Jan. 2...Waived by Vikings, Aug. 31.

**2020:** Signed by Los Angeles Chargers as free agent, April 14.

**2019:** Spent time on the practice squad for Washington.


**COLLEGE:** Played four seasons (2015-18) at Stetson, appearing in 34 career games with 24 starts...Ended his career as the school's all-time leader in receptions (180), receiving yards (2,591), TD catches (20) and all-purpose yards (2,591)...Finished with a career receiving average of 14.4...As a senior, was a consensus All-American, including first-team honors from *The Associated Press*...Named to the Football Championship Subdivision Athletic Director's Association All-Star team and first-team All-Pioneer Football League...Closed his career with a 12-catch, 257-yard performance against Valparaiso...Set a single-game program record as a senior with 14 receptions against Jacksonville...Posted 85 catches for 1,319 yards (15.5 avg.) and 13 TDs as a senior...Led all Division I receivers in receptions-per-game (9.4) and receiving yards-per-game (146.6).

**PERSONAL:** Given name Donald Durand Parham Jr. ...Last name is pronounced par-HAM...Nicknames are 'DP', 'Donnie' and 'Tree'...Born in Lakeland, Fla. ...Father, Donald, played football at Albany State along with his uncle, Roger...Another uncle, Eric Gallon, played at Kansas State and the New England Patriots...Uncle, Eddie Gallon, played at Livingstone College, while another uncle, Edward Gallon, played at North Carolina State...Cousin, Lavell Payne, played college basketball at Central Florida...Worked at the Florida Department of Transportation...Played the guitar and trombone in his youth...Enjoys freshwater fishing...Was an honor roll student in high school with a weighted GPA of 4.3 and a member of the National Honor Society...Studied communications & media studies at Stetson...**High School:** Played WR and DE at Lake Gibson High in Lakeland, Fla. ...Lettered three years in football, totaling 13 catches for 234 receiving yards (18.0 avg.) and four TDs...Also played basketball, lettering two years.

### CAREER NFL TRANSACTIONS:

**2019:** Signed by Detroit Lions as undrafted free agent, May 10...Waived by Lions, May 13...Signed by Washington Redskins as free agent, June 7...Waived by Redskins, Aug. 31...Signed by Redskins to practice squad, Sept. 13...Released by Redskins from practice squad, Sept. 17.


**2020:** Signed by Los Angeles Chargers as free agent, April 14.



**DONALD PARHAM JR.**

**TIGHT END**  
6-8 | 237 | 1st NFL SEASON  
1st YEAR WITH CHARGERS  
FREE AGENT — 2020  
STETSON  
LAKE GIBSON HIGH  
LAKELAND, FLA.

**XFL (2020):** Appeared in five games with the Dallas Renegades...Led all XFL TEs with 307 receiving yards and four TDs on 24 receptions (12.8 avg.)...The 307 yards were No. 3 among all players in the XFL...Had a 100-yard performance, the league's only TE to do so...**at Los Angeles (Feb. 16):** Hauled in five passes for 76 yards (15.2 avg.) and a TD...The three-yard scoring grab in the fourth quarter ended up being the game-winning score...**at Seattle (Feb. 22):** Eclipsed 100 yards, finishing with 101 receiving yards and a pair of TD catches on five receptionist (20.2 avg.)...Was the only player to score in the second half, hauling in a 10-yard TD in the third quarter and a 65-yarder in the fourth.



## RYAN ROBERTS


**TACKLE**  
6-6 | 235 | **ROOKIE**  
**FREE AGENT — 2020**  
**FRESNO STATE**  
**CENTRAL CATHOLIC HIGH**  
**MODESTO, CALIF.**

**COLLEGE:** Played a season (2019) at Florida State after spending three years (2016-18) at Northern Illinois, redshirting for the Huskies in 2015...Played in 50 career games – 13 as a senior for the Seminoles and 37 for Northern Illinois...Paved the way for Florida State RB Cam Akers to become just the third back in school history with multiple 1,000-yard seasons...Earned Academic All-Atlantic Coast Conference recognition...Blocked for a Huskies team that won the 2018 Mid-American Conference Championship Game.

**PERSONAL:** Given name Ryan Christopher Roberts...Born in Toledo, Ohio...Father, Raymond Roberts Sr., was an All-American TE at Northern Illinois and played for the Detroit Lions and Chicago Bears...Enjoys golfing...Has been active in Athletes in Action, which is a college faith organization similar to the Fellowship of Christian Athletes...Was on the executive board of the Student Athlete Advisory Committee...Interned at Wahl Clippers one summer...Did a senior design project with SKF – which produces bearings – helping reduce the company's costs in testing labs...Earned a degree in industrial and systems engineering from Northern Illinois...Studied sports management in graduate school at Florida State...**High School:** Two-time honorable mention All-Conference at Northville (Mich.) High...Played TE, LB and DE in high school, catching 10 passes for 140 yards (14.0 avg.) and two TDs as a senior, helping the Mustangs reach the state playoffs...Lettered three years each in football and basketball.

### CAREER NFL TRANSACTIONS:

**2020:** Signed by Los Angeles Chargers as undrafted free agent, April 30.



## DALTON SCHOEN

**WIDE RECEIVER**  
6-1 | 206 | **ROOKIE**  
**FREE AGENT — 2020**  
**KANSAS STATE**  
**BLUE VALLEY NORTHWEST HIGH**  
**OVERLAND PARK, KAN.**

**COLLEGE:** Played four seasons (2016-19) at Kansas State, redshirting in 2015...Ended his Wildcats career ranked seventh in school history with 17.1 yards-per-reception...Caught 92 passes for 1,569 yards and nine touchdowns over 34 games (26 starts)...Served as a team captain as a senior in 2019 and was honorable mention All-Big 12...Hauled in a 70-yard touchdown on his first career catch in 2017, the longest reception by a Wildcat on their first career catch since 2001...Initially was a walk-on at Kansas State, ranking first in school history in receiving average (min. 50 rec.) and second in receiving yards (behind Jordy Nelson) among players that began their Wildcat career as a walk-on.

**PERSONAL:** Given name Dalton Joseph Schoen...Last name is pronounce 'shown'...Born in Overland Park, Kan. ...Brother, Mason, played basketball at Kansas State...Sister, Chandler, works as a nurse practitioner...Enjoys skiing, hiking and biking in Colorado...Also enjoys hanging with his dog, Pepper, and playing golf...After his playing career, plans to work in mechanical engineering...Earned a bachelor's degree in mechanical engineering with a minor in business and a master's degree in data analytics from Kansas State...**High School:** Earned 2015 *Kansas City Star* Male Scholar Athlete of the Year as a senior at Blue Valley Northwest High in Overland Park, Kan. ...Was one of six national finalists for the Wendy's High School Heisman award...Set the state high school record in 2014 for single-game receiving yards with 380 on 12 catches (31.7 avg.) and four TDs...Finished his senior year with first-team All-State recognition, posting 42 receptions for 880 yards (21.0 avg.) and eight TDs...Lettered in football, basketball and baseball...In basketball, helped lead the Huskies to two state titles, earning honorable mention All-State recognition...Named second-team All-State in baseball.

### CAREER NFL TRANSACTIONS:

**2020:** Signed by Los Angeles Chargers as undrafted free agent, April 30.

**TJ SMITH**

**DEFENSIVE TACKLE**  
**6-3 | 300 | ROOKIE**  
**FREE AGENT — 2020**  
**ARKANSAS**  
**COLQUITT COUNTY HIGH**  
**MOULTRIE, GA.**

**COLLEGE:** Played four seasons (2016-19) at Arkansas after redshirting in 2015...Played 40 career games for the Razorbacks, starting 24 at DT... Recorded 76 tackles (26 solo), five sacks, 12 tackles for loss and a forced fumble...Tied as a senior for third on the team with 2.5 sacks, adding 20 tackles (five solo) and four tackles for loss...Had a tackle in all but one game as a junior, recording 26 tackles (10 solo), 2.5 tackles for loss and 1.5 sacks...Represented the Razorbacks in 2018 on the Southeastern Conference Leadership Council in Birmingham, Ala. ...Named to the SEC Community Service Team as a junior.

**PERSONAL:** Given name Frederick Theodore Smith Jr. ...Born in Albemarle, N.C. ...Father, Fred Smith Sr., served in the National Guard...Mowed yards for his father's landscaping company and helped maintain rental properties...Cousin, Trelonnie Owens, played basketball at Wake Forest with Tim Duncan and was All-Atlantic Coast Conference in his senior season (1993-94)...Played saxophone in his youth...Enjoys freshwater fishing and cooking, particularly grilling...Acted in his youth at church and school...Earned a degree in finance with a focus in investments from Arkansas...**High School:** Earned first-team All-Region as a senior at Colquitt County High in Norman Park, Ga. ...Helped lead the Packers to a 15-0 record and a state title in 2014...Recorded 46 tackles, 17 QB hurries, 15 tackles for loss and four sacks as a senior...Spent the first three years of his prep career at North Stanly High in New London, N.C., where he earned all-state, all-conference and all-county honors as a junior... Played basketball, ran cross country and track & field... Lettered in each of the four sports two years.

**CAREER NFL TRANSACTIONS:**

**2020:** Signed by Los Angeles Chargers as undrafted free agent, April 30.

**TYREE ST. LOUIS**

**TACKLE**  
**6-5 | 317 | 1st NFL SEASON**  
**2nd YEAR WITH CHARGERS**  
**FREE AGENT — 2019**  
**MIAMI**  
**IMG ACADEMY**  
**TAMPA, FLA.**

**2019:** Spent the season on the practice squads for the New England Patriots, Indianapolis Colts and Los Angeles Chargers.

**COLLEGE:** Played four seasons (2015-18) at Miami, starting 34 games – 29 at RT and 13 at LT...Earned honorable mention All-Atlantic Coast Conference as a senior, where he started all 13 games at LT on a line that rushed for 200-plus yards six times, including a game with 300 rushing yards...Part of a line that paved the way for RB Travis Homer to eclipse 990 rushing yards in back-to-back seasons (2017-18)... As a junior, blocked for the offense to post 550 yards against Bethune-Cookman.

**PERSONAL:** Given name Tyree DeSean St. Louis... Born in Tampa, Fla. ...Numerous cousins have served in branches of the military...Participated in Unsigned Preps in his youth, a non-profit designed to assist high school athletes gain admission into college by positioning exposure, education, community service and consulting to the young student-athletes...Now contributes back to the organization as a mentor... Enjoys fishing and playing video games in his youth... Earned a degree in sports administration with a minor in communications from Miami...**High School:** Rated a four-star recruit out of IMG Academy in Bradenton, Fla. ...Transferred to IMG after two years at Tampa Bay Technical High...Honored as MVP of the offensive line group at the Rivals Camp Series in Orlando, Fla. ... Played LT and RT in high school...Lettered three years in football and one in wrestling.

**CAREER NFL TRANSACTIONS:**

**2019:** Signed by New England Patriots as undrafted free agent, May 2...Waived by Patriots, Aug. 31... Signed by Patriots to practice squad, Sept. 1... Released by Patriots from practice squad, Sept. 2... Signed by Indianapolis Colts to practice squad, Sept. 7...Released by Colts from practice squad, Sept. 20... Signed by Los Angeles Chargers to practice squad, Oct. 2...Released by Chargers from practice squad, Oct. 16...Signed by Chargers to practice squad, Oct. 18... Released by Chargers from practice squad, Oct. 23... Signed by Chargers to practice squad, Oct. 29...Resigned by Chargers to Reserve/Future contract, Dec. 30.



## EASTON STICK

### QUARTERBACK

6-1 | 224 | 2nd NFL SEASON  
2nd YEAR WITH CHARGERS  
DRAFT 5 — 2019  
NORTH DAKOTA STATE  
CREIGHTON PREP  
OMAHA, NEB.

**2019:** Inactive for all 16 contests...**vs. Indianapolis (Sept. 8):** Inactive (healthy scratch).

**COLLEGE:** Played four seasons at North Dakota State (2015-18) after redshirting for the Bison in 2014... Had a record of 49-3 as the starter, good enough to be the all-time winningest QB in Football Championship Subdivision history, passing North Dakota State's Brock Jensen (48 wins)...Part of five Missouri Valley Conference championship teams, with four winning FCS national titles, including two as the starter as a junior and senior...Named first-team All-America by The Associated Press as a senior after leading the team to its seventh FCS national championship in eight seasons...Four-time MVFC Offensive Player of the Week, including three during his senior campaign... Finished as North Dakota State's all-time record holder in passing yards (8,693), passing touchdowns (88) and total offensive yards (11,216) while ranking No. 2 in pass attempts (980) completions (598) and efficiency rating (159.5)...Set conference records for rushing yards (2,523) and rushing touchdowns (41) by a QB...Member of North Dakota State's Dean's List for all seven semesters...Set a school record with five TD passes, all in the first half, as a senior at Missouri State, where his 13-straight completions to start the game was the fourth-longest streak in school history...Led the Bison to an 8-0 record as a redshirt freshman when taking over as the starter as current Philadelphia QB Carson Wentz was injured.

**PERSONAL:** Given name Easton Michael Stick... Born in Omaha, Neb. ...Father, Mike, played baseball at Creighton...Participated in charitable efforts for Make-A-Wish and read to elementary school students... Earned a degree in sport management from North Dakota State...**High School:** Recognized as first-team All-State as a senior at Creighton Prep in Omaha, Neb. ...Threw for 37 TDs with just nine INTs for his prep career...Ran for 950 yards and 23 TDs...Holds a majority of school passing records...Led Creighton Prep to the state semifinals as a junior and the state quarterfinals as a senior...Was named the Offensive MVP of the 2014 Nebraska Shrine Game, totaling 124 passing yards, 94 rushing yards and a TD on the ground...Lettered in football, baseball and track & field.

### CAREER NFL TRANSACTIONS:

**2019:** Selected by Los Angeles Chargers in the fifth round (166th overall) of NFL Draft, April 27...Signed rookie contract, May 10.



## DONTE VAUGHN

### CORNERBACK

6-2 | 210 | ROOKIE  
FREE AGENT — 2020  
NOTRE DAME  
WHITEHAVEN HIGH  
MEMPHIS, TENN.

**COLLEGE:** Played four seasons (2016-19) at Notre Dame, playing in 41 career games with eight starts... Registered 57 tackles (28 solo) and an INT, picking off Duke QB Daniel Jones in a September 2016 matchup... Was one of four Fighting Irish true freshmen in 2016 to start on defense...Posted six tackles (three solo) this past year in a win over Virginia Tech...Set a single-game career high with seven tackles (two solo) against Navy as a true freshman.

**PERSONAL:** Given name Donte Bernard Vaughn... Born in Memphis, Tenn. ...Grandfather, Oscar Vaughn, served in the Army...Has a passion for fashion, launching a clothing line branded 'Don Croire' while in college...Don is short for his name while Croire means believe in French...In the development on the line, he met with Ralph Lauren Vice President Maureen Whitaker as well as Wolf & Shepherd founder Justin Schneider...For the past three years, has been active with Make The Right Call Camp in Memphis, which looks to help local athletes have a chance to go to college, providing ACT prep and a football camp to develop their on-field skills...High school teammate, Joshua McMillon plays LB at Alabama...Earned a degree in sociology from Notre Dame...**High School:** Named first-team All-State Class 6A by the *Tennessee Sports Writers Association* as a senior at Whitehaven High in Memphis, Tenn. ...Participated in the 2015 AutoZone Liberty Bowl High School All-Star Game and was named the game's Most Valuable Player... Recognized as 2015 American Family Insurance first-team All-USA Tennessee...Also lettered basketball and track & field.

### CAREER NFL TRANSACTIONS:

**2020:** Signed by Los Angeles Chargers as undrafted free agent, April 30.

# BOLT UP ⚡



*Austin Ekeler*

**AUSTIN EKELER**

**#30 ⚡ RB**

## 2019 IN REVIEW





## GENERAL INFORMATION

— 225 —

# 2019 DEFENSIVE STATISTICS

Official Totals – Based on coaches' film review through Dec. 22 vs. Oakland with press box totals for Dec. 29 at Kansas City.

Player	– Tackles –		Total	Sacks	Yards	Tackles for Loss	QB Hits	Interceptions	Passes Def.	– Fumbles –	
	Solo	Assisted								Forced	Recoveries
Thomas Davis Sr. ....	97	43	140	1.0	5.5	2.5	1	0	2	0	0
Joey Bosa ..... 60	32	92	11.5	78.5	21.5	46	0	0	0	1	0
Denzel Perryman ..... 46	22	68	0.0	0.0	3	0	1	1	0	0	0
Drue Tranquill ..... 48	15	63	0.0	0.0	3	0	0	1	0	0	0
Melvin Ingram III ..... 45	15	60	7.0	42.5	11	19	1	4	0	0	1
Damion Square ..... 19	37	56	0.0	0.0	1	2	0	2	0	0	0
Kyzir White ..... 30	25	55	0.0	0.0	0	0	1	2	0	0	0
Justin Jones ..... 27	27	54	0.0	0.0	3	3	0	1	1	0	0
Rayshawn Jenkins ..... 34	18	52	0.0	0.0	2	0	3	4	0	0	0
Desmond King II ..... 40	12	52	2.5	14.0	4	4	0	2	1	1	1
Brandon Mebane ..... 20	26	46	1.0	5.0	1	2	0	0	0	0	0
Uchenna Nwosu ..... 26	18	44	2.0	18.0	5	12	0	1	1	0	0
Michael Davis ..... 34	10	44	0.0	0.0	1	0	2	10	0	0	0
Jerry Tillery ..... 14	26	40	2.0	11.5	5	6	0	0	0	0	0
Roderic Teamer ..... 30	9	39	1.0	0.0	0	1	1	2	0	0	0
Brandon Facyson ..... 25	10	35	0.0	0.0	2	0	0	1	0	0	0
Derwin James Jr. .... 23	11	34	0.0	0.0	3	0	0	1	0	0	0
Casey Hayward Jr. .... 28	5	33	0.0	0.0	0	0	2	8	0	0	0
Adrian Phillips ..... 20	10	30	0.0	0.0	1	0	0	0	0	0	0
Jaylen Watkins ..... 18	9	27	0.0	0.0	1	0	0	1	0	0	0
Isaac Rochell ..... 6	14	20	1.0	1.0	1	5	0	0	0	0	0
Jatavis Brown ..... 3	7	10	0.0	0.0	0	0	0	0	1	1	1
Sylvester Williams ..... 4	6	10	0.0	0.0	0	0	0	0	0	0	0
T.Y. McGill Jr. .... 1	5	6	0.0	0.0	0	0	0	0	0	0	0
Cortez Broughton ..... 2	3	5	0.0	0.0	0	0	0	0	0	0	0
Emeke Egbule ..... 0	1	1	0.0	0.0	0	0	0	0	0	0	0
<b>Totals ..... 700</b>	<b>416</b>	<b>1,116</b>	<b>29.0</b>	<b>176.0</b>	<b>71</b>	<b>101</b>	<b>11</b>	<b>43</b>	<b>5</b>	<b>3</b>	<b>3</b>
Defensive Backs ..... 252	94	346	3.5	14.0	14	5	8	29	1	1	1
Defensive Linemen ..... 198	191	389	22.5	138.5	43.5	83	1	7	2	1	1
Linebackers ..... 250	131	381	3.0	23.5	13.5	13	2	7	2	1	1

## REGULAR-SEASON RANKINGS

## SPECIAL TEAMS TACKLES

### LOS ANGELES CHARGERS (Team)

Category	NFL	AFC
Turnover Margin (-17) .....	T-31	16
Points Scored (21.1) .....	21	7
Points Allowed (21.6) .....	14	8
Total Offense (367.4) .....	10	3
Rushing (90.8) .....	28	13
Passing (276.7) .....	2	2
Total Defense (313.1) .....	6	5
vs. Rush (112.8) .....	18	10
vs. Pass (200.3) .....	5	4
Third-Down Offense (44.33%) .....	6	3
Third-Down Defense (45.13%) .....	29	15
Red-Zone Offense (52.83%) .....	T-22	T-10
Red-Zone Defense (60.00%) .....	T-21	11

### LOS ANGELES CHARGERS (Individual)

Category	NFL	AFC
<b>Passing</b>		
Rating: Philip Rivers (88.5) .....	17	7
Yards: Philip Rivers (4,615) .....	4	1
Touchdowns: Philip Rivers (23) .....	15	5
<b>Rushing</b>		
Yards: Melvin Gordon III (612) .....	32	15
Touchdowns: Melvin Gordon III (8) .....	T-9	T-4
<b>Receiving</b>		
Receptions: Keenan Allen (104) .....	T-3	T-1
Yards: Keenan Allen (1,199) .....	6	3
Touchdowns: Austin Ekeler (8) .....	T-9	T-3
<b>Defense</b>		
Total Tackles (Press Box Totals): Thomas Davis Sr. (112) ..	T-22	9
Solo Tackles (Press Box Totals): Thomas Davis Sr. (65) ..	T-41	18
Interceptions: Rayshawn Jenkins (3) .....	T-20	T-14
Sacks: Joey Bosa (11.5) .....	T-9	T-2

Official Totals – Based on coaches' film review through Dec. 22 vs. Oakland with press box totals for Dec. 29 at Kansas City.

Player	Total Tackles
Derek Watt .....	17
Nick Dzubnar .....	12
Drue Tranquill .....	12
Brandon Facyson .....	9
Jatavis Brown .....	7
Adrian Phillips .....	6
Troymaine Pope .....	6
Jeremy Davis .....	5
Isaac Rochell .....	5
Uchenna Nwosu .....	4
Emeke Egbule .....	3
Rayshawn Jenkins .....	3
Andre Patton .....	3
Jaylen Watkins .....	3
Nasir Adderley .....	2
Cole Mazza .....	2
Jason Moore .....	2
Desmond King II .....	1
Shalom Luani .....	1
<b>Totals .....</b>	<b>103</b>

# 2019 GAME-BY-GAME STARTERS

## OFFENSIVE STARTERS

		WR	WR	TE	LT	LG	C	RG	RT	QB	RB	FB	3WR	2TE
Sept. 8	Ind	K.Allen	M.Williams	H.Henry	T.Scott	D.Feeney	M.Pouncey	M.Schofield	S.Tevi	P.Rivers	A.Ekeler	—	T.Benjamin	—
Sept. 15	at Det	K.Allen	M.Williams	V.Green	T.Scott	D.Feeney	M.Pouncey	M.Schofield	S.Tevi	P.Rivers	A.Ekeler	—	—	S.Culkin
Sept. 22	Hou	K.Allen	M.Williams	V.Green	T.Scott	D.Feeney	M.Pouncey	M.Schofield	S.Tevi	P.Rivers	A.Ekeler	—	T.Benjamin	—
Sept. 29	at Mia	K.Allen	D.Inman	S.Culkin	T.Scott	D.Feeney	M.Pouncey	M.Schofield	S.Tevi	P.Rivers	A.Ekeler	—	—	L.Kendricks
Oct. 6	Den	K.Allen	M.Williams	V.Green	T.Scott	D.Feeney	M.Pouncey	M.Schofield	S.Tevi	P.Rivers	M.Gordon	—	A.Ekeler**	—
Oct. 13	Pit	K.Allen	M.Williams	H.Henry	T.Scott	F.Lamp	D.Feeney	M.Schofield	S.Tevi	P.Rivers	M.Gordon	—	—	V.Green
Oct. 20	at Ten	K.Allen	M.Williams	H.Henry	T.Scott	D.Feeney	D.Feeney	M.Schofield	S.Tevi	P.Rivers	M.Gordon	—	G.Davis	—
Oct. 27	at Chi	K.Allen	M.Williams	H.Henry	R.Okung	D.Feeney	S.Quessenberry	M.Schofield	S.Tevi	P.Rivers	M.Gordon	—	A.Patton	—
Nov. 3	GB	K.Allen	M.Williams	H.Henry	R.Okung	D.Feeney	S.Quessenberry	M.Schofield	S.Tevi	P.Rivers	M.Gordon	—	A.Patton	—
Nov. 7	at Oak	K.Allen	M.Williams	H.Henry	R.Okung	D.Feeney	S.Quessenberry	M.Schofield	T.Scott	P.Rivers	M.Gordon	—	A.Ekeler**	—
Nov. 18	KC*	K.Allen	M.Williams	H.Henry	T.Pipkins	D.Feeney	S.Quessenberry	M.Schofield	T.Scott	P.Rivers	M.Gordon	D.Watt	—	—
Dec. 1	at Den	K.Allen	M.Williams	H.Henry	R.Okung	D.Feeney	S.Quessenberry	M.Schofield	S.Tevi	P.Rivers	M.Gordon	—	A.Patton	—
Dec. 8	at Jax	K.Allen	M.Williams	H.Henry	R.Okung	D.Feeney	S.Quessenberry	M.Schofield	S.Tevi	P.Rivers	A.Ekeler	—	A.Patton	—
Dec. 15	Min	K.Allen	M.Williams	H.Henry	R.Okung	D.Feeney	S.Quessenberry	M.Schofield	S.Tevi	P.Rivers	M.Gordon	D.Watt	—	—
Dec. 22	Oak	K.Allen	M.Williams	H.Henry	T.Pipkins	D.Feeney	S.Quessenberry	M.Schofield	S.Tevi	P.Rivers	M.Gordon	—	A.Ekeler**	—
Dec. 29	at KC	K.Allen	M.Williams	H.Henry	T.Pipkins	D.Feeney	S.Quessenberry	M.Schofield	S.Tevi	P.Rivers	M.Gordon	—	A.Patton	—

\*Played at Estadio Azteca in Mexico City, Mexico.

\*\*Second Running Back

## DEFENSIVE STARTERS

		DE	NT	DT	DE	ILB	OLB	OLB	LCB	RCB	S	S	3CB	3S
Sept. 8	Ind	M.Ingram	B.Mebane	J.Jones	J.Bosa	T.Davis	K.White	—	M.Davis	C.Hayward	R.Jenkins	A.Phillips	D.King	—
Sept. 15	at Det	M.Ingram	B.Mebane	J.Jones	J.Bosa	T.Davis	K.White	—	B.Facyson	C.Hayward	R.Jenkins	A.Phillips	D.King	—
Sept. 22	Hou	M.Ingram	B.Mebane	J.Jones	J.Bosa	T.Davis	D.Perryman	—	B.Facyson	C.Hayward	R.Jenkins	R.Teamer	D.King	—
Sept. 29	at Mia	M.Ingram	B.Mebane	J.Jones	J.Bosa	T.Davis	D.Perryman	—	M.Davis	C.Hayward	R.Jenkins	R.Teamer	D.King	—
Oct. 6	Den	U.Nwosu	B.Mebane	J.Jones	J.Bosa	T.Davis	D.Perryman	K.White	M.Davis	C.Hayward	R.Jenkins	R.Teamer	—	—
Oct. 13	Pit	U.Nwosu	B.Mebane	J.Jones	J.Bosa	T.Davis	D.Perryman	—	M.Davis	C.Hayward	R.Jenkins	R.Teamer	D.King	—
Oct. 20	at Ten	U.Nwosu	D.Square	J.Tillery	J.Bosa	T.Davis	D.Perryman	K.White	M.Davis	C.Hayward	R.Jenkins	R.Teamer	—	—
Oct. 27	at Chi	M.Ingram	D.Square	J.Tillery	J.Bosa	T.Davis	D.Perryman	—	M.Davis	C.Hayward	R.Jenkins	R.Teamer	D.King**	—
Nov. 3	GB	M.Ingram	D.Square	J.Tillery	J.Bosa	T.Davis	D.Perryman	—	M.Davis	C.Hayward	R.Jenkins	J.Watkins	—	—
Nov. 7	at Oak	M.Ingram	B.Mebane	D.Square	J.Bosa	T.Davis	K.White	D.Tranquill	M.Davis	C.Hayward	R.Jenkins	J.Watkins	—	—
Nov. 18	KC*	M.Ingram	B.Mebane	J.Jones	J.Bosa	T.Davis	J.Brown	—	M.Davis	C.Hayward	R.Jenkins	D.King	J.Watkins	—
Dec. 1	at Den	M.Ingram	B.Mebane	J.Jones	J.Bosa	T.Davis	K.White	D.Tranquill	B.Facyson	C.Hayward	R.Jenkins	D.James	—	—
Dec. 8	at Jax	M.Ingram	B.Mebane	J.Jones	J.Bosa	T.Davis	K.White	D.Tranquill	B.Facyson	C.Hayward	R.Jenkins	D.James	—	—
Dec. 15	Min	M.Ingram	B.Mebane	J.Jones	J.Bosa	T.Davis	D.Perryman	—	M.Davis	C.Hayward	R.Jenkins	D.James	—	A.Phillips
Dec. 22	Oak	M.Ingram	B.Mebane	J.Jones	J.Bosa	T.Davis	D.Perryman	—	M.Davis	C.Hayward	R.Jenkins	D.James	—	A.Phillips
Dec. 29	at KC	M.Ingram	B.Mebane	J.Jones	J.Bosa	T.Davis	D.Perryman	—	M.Davis	C.Hayward	R.Jenkins	D.James	—	A.Phillips

\*Played at Estadio Azteca in Mexico City, Mexico.

\*\*Defensive Back

# 2019 TEAM CAPTAINS

LB Thomas Davis Sr., DE Melvin Ingram III, NT Brandon Mebane, C Mike Pouncey and QB Philip Rivers were named season-long captains prior to Week 1. Each game, an additional player is named as an honorary captain by the coaching staff. All captains in Week 1 were selected for that game by the coaching staff. Below is a list of honorary captains for each game in 2019:

Date	Opponent	Honorary Captain
Sept. 8	Indianapolis	TE Hunter Henry
Sept. 15	at Detroit	WR Keenan Allen
Sept. 22	Houston	WR Dontrelle Inman
Sept. 29	at Miami	G/T Michael Schofield III
Oct. 6	Denver	TE Virgil Green
Oct. 13	Pittsburgh	WR Keenan Allen and LB Uchenna Nwosu
Oct. 20	at Tennessee	WR K.Allen, RB A.Ekeler & T.R.Okung
Oct. 27	at Chicago	WR Keenan Allen and DE Isaac Rochell
Nov. 3	Green Bay	WR Keenan Allen and CB Casey Hayward Jr.
Nov. 7	at Oakland	WR Keenan Allen and NT Damion Square
Nov. 18	Kansas City*	WR Keenan Allen and CB Michael Davis
Dec. 1	at Denver	WR Keenan Allen and T Russell Okung
Dec. 8	at Jacksonville	T Russell Okung and S Jaylen Watkins
Dec. 15	Minnesota	WR Keenan Allen and T Russell Okung
Dec. 22	Oakland	WR Keenan Allen and P Ty Long
Dec. 29	at Kansas City	WR Keenan Allen and P Ty Long

\*Played at Estadio Azteca in Mexico City, Mexico.



# 2019 SINGLE-GAME HIGHS

## INDIVIDUAL

### Passing

Longest Scoring Pass – 84, P.Rivers to A.Ekeler, Dec. 8 at Jacksonville  
Longest Non-Scoring Pass – 56, P.Rivers to M.Williams, Nov. 3 vs. Green Bay  
Most Passing Attempts – 52, P.Rivers, Nov. 18 vs. Kansas City  
Most Completions – 32, P.Rivers, Oct. 6 vs. Denver  
Most Passing Yards – 353, P.Rivers, Nov. 18 vs. Kansas City  
Most Passing Touchdowns – 3, twice, most recently  
P.Rivers, Dec. 8 at Jacksonville  
Highest Completion Percentage (min. 20 att.) – 80.0, P.Rivers,  
Sept. 29 at Miami  
Highest Passer Rating (min. 20 att.) – 154.4, P.Rivers, Dec. 8 at Jacksonville

### Rushing

Longest Scoring Run – 19, M.Gordon, Oct. 27 at Chicago  
Longest Non-Scoring Run – 40, J.Jackson, Sept. 15 at Detroit  
Most Rushing Attempts – 22, M.Gordon, Nov. 7 at Oakland  
Most Rushing Yards – 108, M.Gordon, Nov. 7 at Oakland  
Most Rushing Touchdowns – 2, twice, most recently  
M.Gordon, Dec. 22 vs. Oakland

### Receiving

Most Receptions – 15, A.Ekeler, Oct. 6 vs. Denver  
Most Receiving Yards – 183, K.Allen, Sept. 22 vs. Houston  
Most Receiving Touchdowns – 2, three times, most recently  
H.Henry, Oct. 13 vs. Pittsburgh

### Total Offense

Most Total Yards from Scrimmage – 213, A.Ekeler, Dec. 8 at Jacksonville  
Most Touchdowns – 3, A.Ekeler, Sept. 8 vs. Indianapolis

### Special Teams

Longest Punt – 60, T.Long, Sept. 22 vs. Houston  
Longest Field Goal – 51, T.Long, Sept. 29 at Miami  
Most Attempted Field Goals – 3, M.Badgley, Nov. 3 vs. Green Bay  
Most Made Field Goals – 4, M.Badgley, Nov. 3 vs. Green Bay

### Returns

Longest Kickoff Return – 43, D.King, Sept. 8 vs. Indianapolis  
Longest Punt Return – 68t, D.King, Oct. 6 vs. Denver  
Longest Interception Return – 37, C.Hayward, Oct. 27 at Chicago  
Longest Fumble Return – 13, D.King, Sept. 22 vs. Houston

### Defense

Most Interceptions – 1, 11 times, most recently  
M.Davis, Dec. 29 at Kansas City  
Most Tackles – 15, twice, most recently T.Davis,  
Nov. 18 vs. Kansas City in Mexico City  
Most Solo Tackles – 10, T.Davis, Nov. 18 vs. Kansas City in Mexico City  
Most Sacks – 2.5, D.King, Sept. 29 at Miami  
Most Passes Defended – 3, C.Hayward, Oct. 27 at Chicago

## TEAM

### Most Offense

First Downs – 27, Dec. 8 at Jacksonville  
Rushing Attempts – 38, Nov. 3 vs. Green Bay  
Rushing Yards – 195, Dec. 8 at Jacksonville  
Rushing Touchdowns – 2, three times, most recently Dec. 22 vs. Oakland  
Passing Attempts – 52, Nov. 18 vs. Kansas City  
Completions – 32, Oct. 6 vs. Denver  
Net Passing Yards – 353, Nov. 18 vs. Kansas City  
Touchdowns Thrown – 4, Dec. 8 at Jacksonville  
Offensive Plays – 74, Dec. 29 at Kansas City  
Total Offense – 525, Dec. 8 at Jacksonville  
Time of Possession – 37:36, Sept. 29 at Miami

### Most Turnovers

Turnovers – 7, Dec. 15 vs. Minnesota  
Interceptions Thrown – 4, Nov. 18 vs. Kansas City  
Fumbles – 5, Dec. 15 vs. Minnesota  
Fumbles Lost – 4, Dec. 15 vs. Minnesota

### Longest Scoring Drives

Plays – 16, twice, most recently Nov. 7 at Oakland  
Yards – 94, Oct. 20 at Tennessee  
Time – 10:33, Sept. 29 at Miami

### Shortest Scoring Drives

Plays – 2, Dec. 8 at Jacksonville  
Yards – 15, twice, most recently Sept. 29 at Miami  
Time – 0:18, Dec. 8 at Jacksonville

### Fewest Defense

First Downs Allowed – 13, three times, most recently Dec. 1 at Denver  
Rushing Attempts Allowed – 11, Nov. 3 vs. Green Bay  
Rushing Yards Allowed – 39, Sept. 22 vs. Houston  
Passing Attempts Allowed – 20, twice, most recently Oct. 13 vs. Pittsburgh  
Completions Allowed – 14, Oct. 6 vs. Denver  
Net Passing Yards Allowed – 132, Oct. 13 vs. Pittsburgh  
Total Plays Allowed – 47, Sept. 29 at Miami  
Total Yards Allowed – 184, Nov. 3 vs. Green Bay

### Most Defense

Takeaways – 2, twice, most recently Oct. 27 at Chicago  
Interceptions – 2, Sept. 15 at Detroit  
Fumbles Forced – 2, Sept. 29 at Miami  
Fumbles Recovered – 1, three times, most recently Oct. 27 at Chicago  
Passes Defended – 7, Oct. 27 at Chicago  
Sacks – 5, Sept. 29 at Miami

COMMUNITY

FRONT OFFICE

VETERANS

DRAFT PICKS  
& FREE AGENTS

2019 IN  
REVIEW

RECORDS  
& HISTORY

GENERAL  
INFORMATION

# 2019 WEEKLY LEADERS

## REGULAR-SEASON WEEKLY LEADERS, LOS ANGELES CHARGERS

			Scoring	Pass Yds.	Carries	Rush Yds.	Catches	Rec. Yds.	Tackles (Solo)	Sacks						
Sept. 8		Indianapolis:	A.Ekeler	18 P.Rivers	333	A.Ekeler	581	K.Allen	8 K.Allen	123 K.White	13 (9)	2 tied with	1.0			
Sept. 15	at	Detroit:	A.Ekeler	6 P.Rivers	293	A.Ekeler	17	A.Ekeler	66	K.Allen	8 K.Allen	98 T.Davis	15 (9)	None	–	
Sept. 22		Houston:	K.Allen	12 P.Rivers	318	A.Ekeler	9	A.Ekeler	36	K.Allen	13 K.Allen	183 T.Davis	19 (7)	N.Mebane	1.0	
Sept. 29	at	Miami:	2 tied with	12 P.Rivers	310	A.Ekeler	18	A.Ekeler	60	3 tied with	5 D.Inman	76	2 tied with	6 D.King	2.5	
Oct. 6		Denver:	D.King	6 P.Rivers	211	M.Gordon	12	M.Gordon	31	A.Ekeler	15 A.Ekeler	86	2 tied with	9	3 tied with	1.0
Oct. 13		Pittsburgh:	H.Henry	12 P.Rivers	320	M.Gordon	8	M.Gordon	18	H.Henry	8 H.Henry	100 J.Jones	8 (2)	None	–	
Oct. 20	at	Tennessee:	C.McLaughlin	8 P.Rivers	329	M.Gordon	16	M.Gordon	32	A.Ekeler	7 A.Ekeler	118 T.Davis	11 (9)	J.Bosa	2.0	
Oct. 27	at	Chicago:	2 tied with	6 P.Rivers	201	M.Gordon	8	M.Gordon	31	K.Allen	7 M.Williams	69 J.Bosa	12 (8)	J.Bosa	2.0	
Nov. 3		Green Bay:	M.Badgley	14 P.Rivers	294	M.Gordon	20	M.Gordon	80	H.Henry	7 M.Williams	111 T.Davis	6 (4)	2 tied with	1.5	
Nov. 7	at	Oakland:	3 tied with	6 P.Rivers	207	M.Gordon	22	M.Gordon	198	K.Allen	8 K.Allen	68	12 tied with	13 M.Ingram	2.0	
Nov. 18		Kansas City*:	M.Badgley	9 P.Rivers	353	M.Gordon	14	M.Gordon	69	2 tied with	8 A.Ekeler	108 T.Davis	15 (10)	M.Ingram	1.0	
Dec. 1	at	Denver:	M.Badgley	8 P.Rivers	265	M.Gordon	20	M.Gordon	99	K.Allen	6 M.Williams	117 B.Facyson	9 (5)	None	–	
Dec. 8	at	Jacksonville:	M.Badgley	9 P.Rivers	314	M.Gordon	12	A.Ekeler	10	12 tied with	5 A.Ekeler	112 D.Franquill	10 (7)	J.Bosa	2.0	
Dec. 15		Minnesota:	M.Williams	6 P.Rivers	307	2 tied with	7	M.Gordon	28	K.Allen	9 K.Allen	99 D.James	9 (6)	None	–	
Dec. 22		Oakland:	M.Gordon	12 P.Rivers	279	M.Gordon	9	M.Gordon	15	M.Gordon	6 K.Allen	71	2 tied with	8	M.Ingram	1.5
Dec. 29	at	Kansas City:	3 tied with	6 P.Rivers	281	M.Gordon	14	2 tied with	46	2 tied with	9 K.Allen	82	D.James	7 (6)	None	–

\*Played at Estadio Azteca in Mexico City, Mexico.

## REGULAR-SEASON WEEKLY LEADERS, OPPONENT

			Scoring	Pass Yds.	Carries	Rush Yds.	Catches	Rec. Yds.	Tackles (Solo)	Sacks										
Sept. 8		Indianapolis:	L.Hilton	12	J.Brissett	190	M.Mack	25	M.Mack	174	L.Hilton	8	L.Hilton	87	12 tied with	7	1	3 tied with	1.0	
Sept. 15	at	Detroit:	K.Golladay	7	M.Stafford	245	K.Johnson	12	K.Johnson	12	K.Golladay	8	K.Golladay	117	1	T.Walker	10	(7)	2 tied with	0.5
Sept. 22		Houston:	J.Akins	12	D.Watson	351	C.Hyde	10	C.Hyde	19	D.Hopkins	6	K.Stills	89	1	J.Joseph	9	(8)	J.Watt	2.0
Sept. 29	at	Miami:	D.Parker	6	J.Rosen	180	K.Drake	9	K.Drake	44	D.Parker	4	D.Parker	70	1	R.Jones	9	(6)	T.Charlton	1.0
Oct. 6		Denver:	B.McManus	8	J.Flacco	182	P.Lindsay	15	P.Lindsay	114	2 tied with	4	C.Sutton	92	1	K.Jackson	10	(8)	None	–
Oct. 13		Pittsburgh:	J.Conner	12	D.Hodges	132	B.Snell	17	B.Snell	75	J.Conner	7	J.Conner	78	1	D.Bush	7	(4)	2 tied with	0.5
Oct. 20	at	Tennessee:	3 tied with	6	R.Tannehill	312	D.Henry	22	D.Henry	90	2 tied with	6	C.Davis	80	1	R.Evans	10	(8)	J.Simmons	1.0
Oct. 27		Chicago:	E.Pineiro	9	M.Trubisky	253	D.Montgomery	27	D.Montgomery	135	A.Robinson	5	A.Miller	67	1	K.Fuller	7	(7)	K.Mack	1.0
Nov. 3		Green Bay:	J.Williams	6	A.Rodgers	161	A.Jones	8	A.Jones	30	D.Adams	7	A.Lazard	44	1	B.Martinez	12	(5)	P.Smith	1.0
Nov. 7	at	Oakland:	4 tied with	6	D.Carr	219	J.Jacobs	16	J.Jacobs	71	2 tied with	2	J.Richard	43	1	T.Whitehead	14	(6)	C.Ferrell	2.0
Nov. 18		Kansas City*:	3 tied with	6	P.Mahomes	182	D.Williams	11	P.Mahomes	59	1	T.Kelce	92	1	A.Hitchens	10	(2)	12 tied with	1.0	
Dec. 1	at	Denver:	C.Sutton	12	D.Lock	134	P.Lindsay	17	P.Lindsay	58	2 tied with	4	C.Sutton	74	1	D.Williams	10	(4)	D.Wolfe	2.0
Dec. 8	at	Jacksonville:	N.O'Leary	6	G.Minshew	162	L.Fournette	15	L.Fournette	50	D.Chark	9	D.Chark	75	1	D.Payne	16	(8)	C.Campbell	1.0
Dec. 15		Minnesota:	M.Boone	12	K.Cousins	207	M.Boone	13	M.Boone	56	S.Diggs	7	S.Diggs	76	1	E.Kendricks	7	(5)	3 tied with	1.0
Dec. 22		Oakland:	4 tied with	6	D.Carr	291	D.Washington	23	D.Washington	85	H.Renflow	7	H.Renflow	107	1	M.Compton	12	(10)	C.Ferrell	1.0
Dec. 29	at	Kansas City:	D.Williams	12	P.Mahomes	174	D.Williams	12	D.Williams	124	2 tied with	4	T.Hill	61	1	A.Hitchens	10	(5)	3 tied with	1.0

\*Played at Estadio Azteca in Mexico City, Mexico.

# 2019 WEEKLY INACTIVES

Sept. 8		Indianapolis:	Michael Badgley, Cortez Broughton, Jatavis Brown, Jeremy Davis, Easton Stick, Roderic Teamer, Trevor Williams.
Sept. 15	at	Detroit:	Michael Badgley, Cortez Broughton, Jatavis Brown, Michael Davis, Hunter Henry, Easton Stick, Roderic Teamer.
Sept. 22		Houston:	Michael Badgley, Cortez Broughton, Michael Davis, Emeke Egbulue, Hunter Henry, Chris Peace, Easton Stick.
Sept. 29	at	Miami:	Michael Badgley, Travis Benjamin, Virgil Green, Hunter Henry, Justin Jackson, Easton Stick, Mike Williams.
Oct. 6		Denver:	Nasir Adderley, Michael Badgley, Cortez Broughton, Hunter Henry, Melvin Ingram III, Justin Jackson, Easton Stick.
Oct. 13		Pittsburgh:	Nasir Adderley, Michael Badgley, Cortez Broughton, Melvin Ingram III, Justin Jackson, Andre Patton, Easton Stick.
Oct. 20	at	Tennessee:	Nasir Adderley, Michael Badgley, Melvin Ingram III, Justin Jackson, Justin Jones, Brandon Mebane, Easton Stick.
Oct. 27	at	Chicago:	Michael Badgley, Cortez Broughton, Jatavis Brown, Justin Jackson, Justin Jones, Brandon Mebane, Easton Stick.
Nov. 3		Green Bay:	Cortez Broughton, Jeremy Davis, Justin Jones, Brandon Mebane, Troymaine Pope, Easton Stick, Roderic Teamer.
Nov. 7	at	Oakland:	Cortez Broughton, Jeremy Davis, Justin Jackson, Justin Jones, Easton Stick, Roderic Teamer, Sam Tevi.
Nov. 18		Kansas City*:	Jeremy Davis, Justin Jackson, T.Y. McGill Jr., Russell Okung, Easton Stick, Sam Tevi, Drue Tranquill.
Dec. 1	at	Denver:	Tevaughn Campbell, Spencer Drango, Justin Jackson, Jason Moore, Easton Stick, Roderic Teamer, Sylvester Williams.
Dec. 8	at	Jacksonville:	Tevaughn Campbell, Spencer Drango, Denzel Perryman, Trey Pipkins III, Easton Stick, Roderic Teamer, Jerry Tillery.
Dec. 15		Minnesota:	Spencer Drango, Jalen Guyton, Desmond King II, Trey Pipkins III, Easton Stick, Roderic Teamer, Sylvester Williams.
Dec. 22		Oakland:	Spencer Drango, Justin Jackson, Russell Okung, Easton Stick, Roderic Teamer, Jaylen Watkins, Sylvester Williams.
Dec. 29	at	Kansas City:	Spencer Drango, Jalen Guyton, Russell Okung, Easton Stick, Roderic Teamer, Jaylen Watkins, Sylvester Williams.

\*Played at Estadio Azteca in Mexico City, Mexico.



## 2019 GAME SUMMARIES

## WEEK 1 RECAP - CHARGERS 30, COLTS 24 (OT)

Austin Ekeler has been a solid backup to Melvin Gordon in the Los Angeles Chargers' backfield the past two seasons.

In the season opener, Ekeler showed that he has what it takes to be a starter and won't be overlooked any longer after his performance on Sunday as the Chargers defeated the Indianapolis Colts 30-24 in overtime.

With Gordon holding out for a new contract, Ekeler had a career-best 154 yards from scrimmage. He also scored three touchdowns, including the winner on a 7-yard run with 5:01 remaining in overtime to cap off an eight-play, 75-yard drive.

The Chargers' running game was effective, averaging six yards per carry with four rushes over 10 yards. Justin Jackson had six carries for 57 yards, with most of his work coming in the first half.

Rivers, who made his 209th consecutive start to pass Peyton Manning for the third-longest streak among NFL QBs, completed 25 of 34 passes for 333 yards. It was the fifth time Rivers has thrown three or more TD passes in an opener.

Ekeler opened the scoring with a 1-yard reception in the first quarter. He then went 55 yards on a screen pass on Los Angeles' first drive of the third quarter to extend its lead to 24-9. Ekeler shed attempted tackles by Darius Leonard and Pierre Desir before motoring up the right sideline.

Indianapolis responded with 15 straight points to force overtime. Marlon Mack, who had 25 carries for 174 yards, brought the Colts within 24-16 with a career-long 63-yard scamper up the left sideline midway through the third quarter.

They tied it with 48 seconds remaining when Jacoby Brissett hit T.Y. Hilton for their second scoring connection of the day. Hilton caught the ball at the Chargers 19, made Adrian Phillips miss and then extended the ball over the pylon before going out of bounds. The Colts tied it when Mack ran it in on the 2-point conversion.

Allen had eight receptions for 123 yards, including a 28-yard score in the second quarter on which he outmuscled Rocky Ya-Sin in the end zone. Rivers stepped up in the pocket and lofted it up so Allen could make a play on a 50-50 ball.

		1	2	3	4	OT	Total
VISITOR:	Indianapolis Colts	0	6	10	8	0	24
HOME:	Los Angeles Chargers	7	10	7	0	6	30

### - Scoring Plays

Team	Qtr	Time	Play	Score	(Extra Point)	(Drive Info)	Visitor	Home
Chargers	1	2:55	A.Ekeler 1 yd. pass from P.Rivers (T.Long kick)	11-68, 6:15			0	7
Colts	2	10:02	T.Hilton 4 yd. pass from J.Brissett (kick failed, wr)	14-75, 7:53			0	7
Chargers	2	5:58	K.Allen 28 yd. pass from P.Rivers (T.Long kick)	6-75, 4:04			6	14
Chargers	2	1:02	T.Long 40 yd. Field Goal	10-24, 3:17			6	17
Colts	3	11:15	A.Vinatieri 44 yd. Field Goal	8-49, 3:45			9	17
Chargers	3	8:27	A.Ekeler 55 yd. pass from P.Rivers (T.Long kick)	4-75, 2:48			9	24
Colts	3	7:40	M.Mack 63 yd. run (A.Vinatieri kick)	2-75, 0:47			16	24
Colts	4	0:38	T.Hilton 19 yd. pass from J.Brissett (M.Mack run)	16-80, 7:52			24	24
Chargers	5	5:01	A.Ekeler 7 yd. run	8-75, 4:59	(8-75, 4:59)		24	30

Indianapolis Colts vs Los Angeles Chargers  
9/8/2019 at Dignity Health Sports Park

Indianapolis Colts vs Los Angeles Chargers  
9/8/2019 at Dignity Health Sports Park

### Final Team Statistics

### Final Individual Statistics

		Visitor		Home		Indianapolis Colts										Los Angeles Chargers									
		Chargers		Colts		RUSHING					PASSING					RUSHING					PASSING				
						ATT	YDS	AVG	LG	TD	RUSHING	ATT	YDS	AVG	LG	TD	RUSHING	ATT	YDS	AVG	LG	TD			
TOTAL FIRST DOWNS		22	25	M.Aback		25	114	7.0	63	1	A.Baker						12	58	4.8	19	1				
By Rushing		13	9	N.Alexis		4	13	3.3	6	0	Jackson						4	57	15.5	24	0				
By Passing		9	14	J.Abrams		3	9	3.0	6	0	P.Bamford						1	6	6.0	6	0				
By Penalty		0	0	P.Campbell		1	7	7.0	7	0	D.Walt						2	6	3.0	2	0				
		0	2	Total		33	203	6.2	63	1	Total						21	65	6.0	24	1				
THIRD DOWN EFFICIENCY		7-13(54%)	7-11(64%)	PASSING		ATT	CHP	YDS	SK/D	TD	LG	INT	PASSING		ATT	CHP	YDS	SK/D	TD	LG	INT	P			
FOURTH DOWN EFFICIENCY		1-1(100%)	0-0(0%)	J.Abrams		21	31	22.3	21.7	2	25.7	0	9.Players		34	25	42.3	31.8	3.8	19	1	121			
TOTAL YARDS		376	455	Total		27	190	27.2	25	0	126.7	Total		44	25	333	423	35.8	13	121	0				
Total Offensive Plays (incl. times thrown passing)		62	59	PASS RECEIVING		TAR	REC	YDS	AVG	LG	TD	PASS RECEIVING		TAR	REC	YDS	AVG	LG	TD						
Average gain per offensive play		6.1	7.4	T.Alexis		9	8	8.7	10.4	19	2	A.Alexis		10	6	12.3	13.4	28	1						
NET YARDS RUSHING		203	125	N.Alexis		4	4	4	1.0	8	0	H.Wheeler		7	6	9.6	16.0	55	2						
Total Rushing Plays		33	21	D.Jackson		5	3	12	10.7	16	0	K.Henry		5	4	4.0	15.0	22	0						
Average gain per rushing play		6.2	6.0	D.Cole		2	2	36	17.4	25	0	T.Henry		29	14.5	17									
Tackles for a loss-number and yards		2-8	20-3	J.Dwyer		2	2	20	20.0	20	0	T.Blangers		3	2	12	6.0	10	1						
NET YARDS PASSING		173	330	E.Brown		3	1	8	8.0	8	0	D.Brown		1	1	5	5.0	5	0						
Games played without attempting to pass		217	425	M.Alexis		1	1	3	3.0	3	0	C.Alexis		1	1	4	4.0	4	0						
Gross yards passing		190	303	P.Campbell		1	1	1	1.0	1	0	T.Tyger		1	1	0	0.0	0	0						
PASS ATTEMPTS-COMPLETIONS-HAND INTERCEPTED		27/21-9	34/21-5	Total		27	21	190	9.0	25	2	Total		44	33	333	13.3	15	5						
Avg gain per pass play (incl. times passing)		6.0	8.2	INTERCEPTIONS		NO	YDS	AVG	LG	TD	INTERCEPTIONS		NO	YDS	AVG	LG	TD								
KICKOFFS Number in End Zone-Touchbacks		6/6-5	5/4-3	M.Abrams		1	26	26.0	26	0															
PUNTS Number and Average		3-36.0	2-48.0	Total		1	26	26.0	26	0			0	0	0	0	0	0	0	0	0	0			
Net Blocked		0	0	PUNTING		NO	YDS	AVG	NET	TB	IN20	LG	PUNTING		NO	YDS	AVG	NET	TB	IN20	LG				
Fga - Pts/100 Net Block		0/0	0/0	R.Sanchez		3	108	36.0	36.0	0	0	49	T.Long		2	98	49.0	46.5	0	2	5				
Net Punting Average		36.0	46.5	Total		3	108	36.0	36.0	0	0	49	Total		2	98	49.0	46.5	0	2	5				
TOTAL RETURN YARDAGE (Net including Kickoffs)		31	0	PUNT RETURNS		NO	YDS	AVG	FC	LG	TD	PUNT RETURNS		NO	YDS	AVG	FC	LG	TD						
No. and Yards Punt Returns		1-5	1-0	C.Henry		1	5	5.0	1	5	0	D.Henry		1	0	0.0	0	0	0						
No. and Yards Kickoff Returns		2-44	1-43	Clippers		1	0	0.0	0	0	0	DOWNED		1	0	0.0	0	0	0						
No. and Yards Interception Returns		1-26	1-40	(OUT OF BOUNDS)		1	0	0.0	0	0	0	DOWNED		1	0	0.0	0	0	0						
No. and Yards Interception Returns		1-26	1-40	Total		1	5	5.0	1	5	0	Total		1	0	0.0	0	0	0						
PENALTIES Number and Yards		9-10	3-30	KICKOFF RETURNS		NO	YDS	AVG	FC	LG	TD	KICKOFF RETURNS		NO	YDS	AVG	FC	LG	TD						
FUMBLES Number and Loss		1-0	2-1	P.Campbell		2	44	22.0	0	23	0	E.Henry		1	0	0.0	0	0	0						
TOUCHDOWNS		3	4	Total		3	0	0.0	0	0	0	TOUCHBACK		5	0	0.0	0	0	0						
Rushing		1	1	Total		2	44	22.0	0	23	0	Total		1	43	43.0	0	43	0						
Passing		2	3	Indianapolis Colts FUMBLES		FUM	LOST	OWN-REC	TD	FORCED	OPP-REC	TD	OWN-REC		FUM	LOST	OWN-REC	TD	FORCED	OPP-REC	TD	OWN-REC			
EXTRA PUNTS Made-Attempts		2-3	3-3	Alexis		0	0	0	0	0	0	0	Alexis		0	0	0	0	0	0	0	0			
Kicking Made-Attempts		1-2	1-3	K.Razy		0	0	0	0	0	0	0	K.Razy		0	0	0	0	0	0	0	0			
Rushing Made-Attempts		11	10	G.Odam		0	0	0	0	0	0	0	G.Odam		0	0	0	0	0	0	0	0			
FIELD GOALS Made-Attempts		1-3	1-1	Total		0	0	0	0	0	0	0	Total		0	0	0	0	0	0	0	0			
RED ZONE EFFICIENCY		2-3(75%)	2-3(75%)	Los Angeles Chargers FUMBLES		FUM	LOST	OWN-REC	TD	FORCED	OPP-REC	TD	OWN-REC		FUM	LOST	OWN-REC	TD	FORCED	OPP-REC	TD	OWN-REC			
GOAL TO GO EFFICIENCY		0-0(0%)	0-3(75%)	Alexis		1	1	0	0	0	0	0	Alexis		1	1	0	0	0	0	0	0			
WATERS		0	0	Total		1	1	0	0	0	0	0	Total		1	1	0	0	0	0	0	0			
FINAL SCORE		24	30	Total		1	1	0	0	0	0	0	Total		1	1	0	0	0	0	0	0			
TIME OF POSSESSION		32:09	32:50	D.King		1	1	0	0	0	0	0	D.King		1	1	0	0	0	0	0	0			

WEEK 2 RECAP - LIONS 13, CHARGERS 10

Despite Austin Ekeler's second consecutive strong performance and a strong showing by their run defense, the Los Angeles Chargers lost to the Detroit Lions, 13-10, in Week 2.

Ekeler, who caught the game-winning touchdown in overtime in Week 1 against the Colts, followed up his 154-total yard performance with 133 total yards Sunday, including a touchdown where the 5-foot-9 running back jumped over four Lions defenders.

Ekeler, in tandem with Justin Jackson who had 59 yards rushing on seven carries total, created problems for the Lions defense. But their performance was not flawless, as Ekeler fumbled the ball at the Lions' 1-yard line midway through the third quarter.

Ekeler wasn't the only Charger racking up yards, as quarterback Philip Rivers connected with wide receiver Keenan Allen all afternoon to the tune of eight receptions for 98 yards.

One of those plays came in the closing moments of the first half when Rivers threw deep to a diving Mike Williams for a 47-yard completion, setting up a 39-yard Ty Long field goal with time expiring in the half.

Williams, who didn't practice Wednesday or Thursday and was a game-time decision for Sunday's game, had three receptions for 83 yards.

The Chargers had multiple opportunities to extend their lead, but holding penalties called back touchdowns from Ekeler and Jackson in the third quarter.

After the Chargers defense limited the Lions to six points through the first three quarters thanks to interceptions from Casey Hayward Jr. and Rayshawn Jenkins, Lions quarterback Matthew Stafford connected with Kenny Golladay for a 31-yard touchdown to take the lead in the fourth quarter.

The Chargers only allowed 94 yards rushing and 3.4 yards per carry on the afternoon.

Linebacker Thomas Davis Sr. led the defense with 12 tackles, upping the 36-year-old's total to 26. It marked the first time Davis Sr. has had back-to-back games with 10-plus tackles since 2015.

VISITOR:	Los Angeles Chargers	1	2	3	4	OT	Total
HOME:	Detroit Lions	6	3	0	0	0	10
							13

Scoring Plays

Team	Qtr	Time	Play Description (Extra Point) (Drive Info)	Visitor	Home
Chargers	1	7:57	A.Ekeler 1 yd. run (T.Long kick) (9-68, 4:24)	7	0
Lions	1	4:10	K.Johnson 36 yd. pass from M.Stafford (Kick failed, w/0) (8-75, 3:47)	7	6
Chargers	2	0:00	T.Long 39 yd. Field Goal (7-76, 1:20)	10	6
Lions	4	7:21	K.Golladay 31 yd. pass from M.Stafford (M.Prater kick) (8-69, 4:24)	10	13
Paid Attendance: 60,158				Time: 2:55	

Los Angeles Chargers vs Detroit Lions  
9/15/2019 at Ford Field

Final Team Statistics

	Visitor Chargers	Home Lions
TOTAL FIRST DOWNS	21	19
By Rushing	6	6
By Passing	13	12
By Penalty	2	1
THIRD DOWN EFFICIENCY	6-13-48%	4-10-40%
FOURTH DOWN EFFICIENCY	0-0-0%	1-1-100%
TOTAL NET YARDS	424	339
Total Offensive Plays (inc. times thrown passing)	62	59
Average gain per offensive play	6.8	5.8
NET YARDS RUSHING	137	94
Total Rushing Plays	25	28
Average gain per rushing play	5.5	3.4
Yards for a loss number and yards	24	25
NET YARDS PASSING	287	245
Times thrown - yards lost attempting to pass	14	0-0
Gross yards passing	285	245
PASS ATTEMPTS-COMPLETIONS-HAD INTERCEPTED	36-21-1	30-22-2
Avg gain per pass play (inc.0 thrown passing)	7.8	8.2
KICKOFFS Number in End Zone-Touchbacks	2-0-0	3-5-1
PUNTS Number and Average	4-45.0	4-44.0
Had Shorted	0	0
Fbs - PATs Had Blocked	0-0	0-0
Net Punting Average	46.3	44.0
TOTAL RETURN YARDAGE (Not including Kickoffs)	0	17
No. and Yards Punt Returns	1-0	4-17
No. and Yards Kickoff Returns	2-47	0-0
No. and Yards Interception Returns	2-0	1-0
PENALTIES Number and Yards	9-70	8-71
FUMBLES Number and Lost	1-1	0-0
TOUCHDOWNS	1	2
Rushing	1	0
Passing	0	2
EXTRA POINTS Made-Attempts	1-1	1-2
Kicking Made-Attempts	1-1	1-2
Field Goals Made-Attempts	1-0	0-1
RED ZONE EFFICIENCY	13-33%	0-0-0%
SOAL TO SO EFFICIENCY	1-2-50%	0-0-0%
SAFETIES	0	0
FINAL SCORE	10	13
TIME OF POSSESSION	31:19	28:41

Los Angeles Chargers vs Detroit Lions  
9/15/2019 at Ford Field

Final Individual Statistics

Los Angeles Chargers												Detroit Lions											
RUSHING				PASSING				RUSHING				PASSING											
Player	Att	Yds	Avg	LG	TD	Int	YAC	LG	Att	Yds	Avg	LG	TD	Int	YAC	LG							
A.Baker	17	48	3.9	12	1	0	1	J.Hudson	12	41	3.4	9	0	0	0	0							
J.Jackson	7	59	8.4	40	0	0	0	T.Johnson	5	30	6.0	17	0	0	0	0							
P.Rivers	1	12	12.0	12	0	0	0	M.Stafford	5	13	2.6	8	0	0	0	0							
								C.Green	5	8	1.6	7	0	0	0	0							
								J.Davis	2	2	1.0	4	0	0	0	0							
Total	25	127	5.5	40	1	0	1	Total	28	94	3.4	17	0	0	0	0							
PASS RECEIVING				TAR REC YDS AVG LG TD				PASS RECEIVING				TAR REC YDS AVG LG TD											
K.Golladay	15	8	98	12.3	23	0	0	K.Golladay	10	8	117	14.6	31	1	1	1							
A.Baker	6	6	47	11.2	20	0	0	M.Jones	4	5	43	8.6	24	0	0	0							
M.Williams	5	3	83	27.7	47	0	0	J.Johnson	4	3	18	4.5	7	0	0	0							
C.Green	2	1	28	28.0	28	0	0	K.Johnson	3	2	47	23.5	26	1	1	1							
V.Grant	2	1	9	9.0	9	0	0	T.Johnson	2	2	4	2.0	6	0	0	0							
J.Jackson	1	1	5	5.0	5	0	0	T.Henderson	3	1	7	7.0	7	0	0	0							
D.Black	2	1	3	3.0	3	0	0	L.Thomas	1	1	7	7.0	7	0	0	0							
T.Bergsma	2	0	0	0.0	0	0	0	T.Bergsma	1	0	0	0.0	0	0	0	0							
Total	35	21	291	14.0	47	0	0	Total	30	22	245	11.1	36	2	2	2							
INTERCEPTIONS				NO YDS AVG LG TD				INTERCEPTIONS				NO YDS AVG LG TD											
C.Hayward	1	0	0.0	0	0	0	0	C.Hayward	1	0	0.0	0	0	0	0	0							
K.Johnson	1	0	0.0	0	0	0	0	K.Johnson	1	0	0.0	0	0	0	0	0							
Total	2	0	0.0	0	0	0	0	Total	2	0	0.0	0	0	0	0	0							
PUNTING				NO YDS AVG NET TD INCL LG PUNTING				PUNTING				NO YDS AVG NET TD INCL LG											
T.Long	4	202	50.5	46.3	0	0	0	S.Martin	4	136	44.0	44.0	0	0	2	48							
Total	4	202	50.5	46.3	0	0	0	Total	4	136	44.0	44.0	0	0	2	48							
PUNT RETURNS				NO YDS AVG LG TD				PUNT RETURNS				NO YDS AVG LG TD											
C.Green	1	0	0.0	1	0	0	0	C.Green	2	11	5.5	0	0	0	0	0							
[DOWNED]	1	0	0.0	0	0	0	0	J.Johnson	2	4	2.0	0	0	0	0	0							
[OUT OF BOUNDS]	1	0	0.0	0	0	0	0	[OUT OF BOUNDS]	1	0	0.0	0	0	0	0	0							
Total	1	0	0.0	1	0	0	0	Total	4	17	4.2	0	0	0	0	0							
KICKOFF RETURNS				NO YDS AVG FC LG TD				KICKOFF RETURNS				NO YDS AVG FC LG TD											
C.Green	2	47	23.5	0	27	0	0	[TOUCHBACK]	2	0	0.0	0	0	0	0	0							
[TOUCHBACK]	1	0	0.0	0	0	0	0	[TOUCHBACK]	1	0	0.0	0	0	0	0	0							
Total	2	47	23.5	0	27	0	0	Total	0	0	0.0	0	0	0	0	0							
Los Angeles Chargers												Detroit Lions											
FUMBLES				FUM LOST OWN REC YDS TO FORKED				FUM LOST OWN REC YDS TO FORKED				FUMBLES				FUM LOST OWN REC YDS TO FORKED							
A.Baker	1	1	0	0	0	0	0	A.Baker	1	1	0	0	0	0	0	0							
Total	1	1	0	0	0	0	0	Total	1	1	0	0	0	0	0	0							
Downed Fumbles				FUM LOST OWN REC YDS TO FORKED				Downed Fumbles				FUM LOST OWN REC YDS TO FORKED											
J.Trotter	0	0	0	0	0	0	0	J.Trotter	0	0	0	0	0	0	0	0							
D.Henard	0	0	0	0	0	0	0	D.Henard	0	0	0	0	0	0	0	0							
Total	0	0	0	0	0	0	0	Total	0	0	0	0	0	0	0	0							

# WEEK 3 RECAP - TEXANS 27, CHARGERS 20

The Los Angeles Chargers lost to the Houston Texans Sunday, 27-20, despite a monster game from Keenan Allen, who recorded two touchdowns and a career-high 183 yards receiving on 13 receptions.

On the Texans' first drive of the afternoon, Desmond King recovered a fumble by Texans quarterback Deshaun Watson and ran it 13 yards to Houston's 15-yard line.

Three plays and 15 yards later, the Chargers scored the first points of the game on a 7-yard touchdown pass from Philip Rivers to Allen with 9:41 left in the first quarter.

On the Chargers' next possession, Long's 34-yard field goal extended the Bolts' lead to 10-0 with 10:32 remaining in the second quarter. The kick capped a 15-play, 72-yard drive that took 8:41 off the clock.

The Texans responded with a quick scoring drive, moving the ball 75 yards on five plays in 2:21. Watson's touchdown pass to Darren Fells and the ensuing extra point cut the Chargers lead to 10-7 with 8:11 to go in the second quarter.

Then, in shotgun formation, Rivers found Allen who made a diving defender miss at the 8-yard line and ran the ball into the end zone for a 12-yard touchdown, the veteran receiver's second score of the game.

With time expiring in the half, Texans kicker Ka'imi Fairbairn's 56-yard field goal attempt missed wide right, keeping the score, 17-7, at the half.

Midway through the third quarter, Texans running back Carlos Hyde ran three yards for a touchdown on the play after a 30-yard pass from Watson to Will Fuller. The Fairbairn extra point trimmed the Houston deficit to 17-14.

The Chargers advanced to the Texans 29 on the ensuing drive before Houston recovered a Rivers fumble.

With 1:19 left in the third, Houston took its first lead of the game on a 15-yard pass from Watson to Jordan Akins, followed by a Fairbairn extra point. Watson completed 25 of 34 passes for 351 yards, three touchdowns and zero interceptions.

The next score of the game came at the 9:53 mark of the fourth quarter, with Watson escaping a sack and again finding Akins, who ran into the end zone for a 53-yard touchdown, extending the Texans lead to 27-17. Akins finished with 73 yards receiving and his first two career touchdowns.

On the next possession, Rivers efficiently led the Chargers down the field, highlighted by a 34-yard pass to Allen.

The six-play, 50-yard drive took just 2:26 and ended in a Long 43-yarder that put the Bolts within a touchdown, 27-20 with 7:14 left to play.

Rivers then led the Chargers to the Texans 24, but they could not convert on 4th-and-14, ending their comeback effort.

VISITOR:	Houston Texans	1	2	3	4	OT	Total
HOME:	Los Angeles Chargers	0	7	14	6	0	27
		7	10	0	3	0	20

## Scoring Plays

Team	Qtr	Time	Play Description (Extra Point) (Drive Info)	Visitor	Home
Chargers	1	9:41	K.Allen 7 yd. pass from P.Rivers (T.Long kick) (3-15, 1:28)	0	7
Chargers	2	10:32	T.Long 34 yd. Field Goal (15-72, 8:41)	0	10
Texans	2	8:11	D.Fells 16 yd. pass from D.Watson (K.Fairbairn kick) (5-75, 2:21)	7	10
Chargers	2	0:22	K.Allen 12 yd. pass from P.Rivers (T.Long kick) (8-89, 1:18)	7	17
Texans	3	7:31	C.Hyde 3 yd. run (K.Fairbairn kick) (8-55, 3:37)	14	17
Texans	3	1:19	J.Akins 15 yd. pass from D.Watson (K.Fairbairn kick) (6-73, 2:24)	21	17
Texans	4	9:40	J.Akins 53 yd. pass from D.Watson (kick failed, wr) (7-82, 3:48)	27	17
Chargers	4	7:14	T.Long 43 yd. Field Goal (6-50, 2:26)	27	20
Paid Attendance: 25,349				Time: 3:17	

Houston Texans vs Los Angeles Chargers  
9/22/2019 at Toyota Stadium

## Final Team Statistics

	Visitor Texans	Home Chargers
<b>TOTAL FIRST DOWNS</b>	20	22
By Rushing	3	3
By Passing	15	17
By Penalty	2	2
<b>THIRD DOWN EFFICIENCY</b>	6-10 (60%)	5-10 (50%)
<b>FOURTH DOWN EFFICIENCY</b>	0-0 (0%)	2-3 (67%)
<b>TOTAL NET YARDS</b>	366	386
Average gain per offensive play	5.5	6.9
<b>NET YARDS RUSHING</b>	6.8	5.3
Total Rushing Plays	39	73
Average gain per rushing play	2.1	4.1
Tackles for a loss-number and yards	2-4	3-9
<b>NET YARDS PASSING</b>	337	290
Times thrown - yards lost-attempting to pass	2-14	5-56
Gross yards passing	381	318
<b>PASS ATTEMPTS-COMPLETIONS-HAD INTERCEPTED</b>	34-25-0	46-31-0
Avg gain per pass play (incl.4 thrown passing)	9.4	5.7
<b>KICKOFFS Number-In End Zone-Touchbacks</b>	5-4-4	5-5-5
Yards Number and Average	4-63.0	4-63.0
Head Blocked	0	0
<b>FDs - PATs Had Blocked</b>	0-0	0-0
Net Punting Average	45.3	39.8
<b>TOTAL RETURN YARDAGE (Not including Kickoffs)</b>	34	-1
No. and Yards Return Returns	2-34	2-1
No. and Yards Kickoff Returns	0-0	0-0
No. and Yards Interception Returns	0-0	0-0
<b>PENALTIES Number and Yards</b>	6-65	7-49
FUMBLES Number and Lost	2	1
<b>TOUCHDOWNS</b>	4	1
Rushing	1	0
Passing	3	2
<b>EXTRA POINTS Made-Attempts</b>	3-4	2-2
Kicking Made-Attempts	3-4	2-2
<b>FIELD GOALS Made-Attempts</b>	0-1	2-2
<b>RED ZONE EFFICIENCY</b>	3-10 (30%)	2-9 (22%)
<b>GOAL TO GO EFFICIENCY</b>	0-0	0-0
<b>SAFETIES</b>	0	0
<b>FINAL SCORE</b>	27	20
<b>TIME OF POSSESSION</b>	28:12	31:48

Houston Texans vs Los Angeles Chargers  
9/22/2019 at Toyota Stadium

## Final Individual Statistics

Houston Texans													Los Angeles Chargers																			
RUSHING													RUSHING																			
Player	Att	Yds	Avg	LG	TD								Player	Att	Yds	Avg	LG	TD														
C.Hyde	19	19	1.0	10	1	A.Baker	9	34	4.0	11	0		D.Watson	7	18	2.6	15	0	J.Lachmon	5	24	5.2	10	0								
D.Watson	2	2	1.0	1	0	P.Rivers	2	9	4.5	8	0		K.Allen	1	1	1.0	3	0	J.Lachmon	5	24	5.2	10	0								
						K.Allen	1	1	3.0	3	0		D.Fells	5	49	9.8	36	1	J.Lachmon	5	24	5.2	10	0								
						B.Black	1	-1	-1.0	-1	0		K.Cobb	4	89	22.3	38	0	W.Hillman	7	45	15.0	20	0								
						B.Black	1	-1	-1.0	-1	0		J.Akins	5	3	0.6	11	0	T.Bergan	5	2	0.4	12	0								
Total	19	39	2.1	15	1	Total	18	73	4.1	11	0		D.Johnson	3	22	11.0	15	0	D.Schwan	3	1	0.3	23	0								
						Total	18	73	4.1	11	0																					
PASSING													PASSING																			
Player	Att	Comp	Yds	Sk	TD	LG	Int	P.Rating					Player	Att	Comp	Yds	Sk	TD	LG	Int	P.Rating											
D.Watson	34	25	351	2	53	0	105.8	P.Rivers	46	31	318	5	50	2	46	31	318	5	50	2	34	0	181.5									
Total	34	25	351	2	53	0	105.8	Total	46	31	318	5	50	2	46	31	318	5	50	2	34	0	181.5									
PASS RECEIVING													PASS RECEIVING																			
Player	Tar	Rec	Yds	Avg	LG	TD							Player	Tar	Rec	Yds	Avg	LG	TD													
D.Watson	7	6	67	11.2	34	0	A.Baker	17	13	185	14.1	34	2																			
W.Fuller	7	5	51	10.2	30	0	A.Baker	7	7	45	6.4	13	0																			
D.Fells	5	5	49	9.8	36	1	J.Lachmon	4	4	4	1.0	9	0																			
K.Cobb	4	4	89	22.3	38	0	W.Hillman	7	3	45	15.0	20	0																			
J.Akins	5	3	73	24.3	53	2	T.Bergan	5	2	5	2.5	12	0																			
D.Johnson	3	2	22	11.0	15	0	D.Schwan	3	1	23	23.0	23	0																			
							L.Kendricks	2	1	12	12.0	13	0																			
Total	34	25	351	14.0	53	3	Total	1	0	0	0.0	0	0																			
INTERCEPTIONS													INTERCEPTIONS																			
Player	No	Yds	Avg	FC	LG	TD							Player	No	Yds	Avg	FC	LG	TD													
0	0	0	0	0	0	0	Total	0	0	0	0	0	0	0	0	0	0	0	0	0	0	0	0	0	0	0	0	0	0	0		
PUNTING													PUNTING																			
Player	No	Yds	Avg	Net	TD	IntD	LG	P.Rating					Player	No	Yds	Avg	Net	TD	IntD	LG	P.Rating											
B.Anger	4	180	45.0	45.3	0	3	35	T.Long	4	193	48.3	39.8	0	2	40																	
Total	4	180	45.0	45.3	0	3	35	Total	4	193	48.3	39.8	0	2	40																	
PUNT RETURNS													PUNT RETURNS																			
Player	No	Yds	Avg	FC	LG	TD							Player	No	Yds	Avg	FC	LG	TD													
D.Carver	2	34	17.0	2	23	0	D.King	2	-1	-0.5	-2	0																				
Total	2	34	17.0	2	23	0	Total	2	-1	-0.5	-2	0																				
KICKOFF RETURNS													KICKOFF RETURNS																			
Player	No	Yds	Avg	FC	LG	TD							Player	No	Yds	Avg	FC	LG	TD													
TOUCHMAN	5	0	0.0	0	0	0	D.King	1	23	23.0	0	23	0																			
Total	5	0	0.0	0	0	0	Total	4	0	0.0	0	0	0																			
FUMBLES													FUMBLES																			
Player	Fum	Lost	Own-Rec	Yds	TD	Forced	Opp-Rec	Yds	TD	Opp-Rec	Yds	TD	Opp-Rec	Player	Fum	Lost	Own-Rec	Yds	TD	Forced	Opp-Rec	Yds	TD	Opp-Rec	Player	Fum	Lost	Own-Rec	Yds	TD	Opp-Rec	
D.Watson	1	0	0	0	0	0	0	0	0	0	0	0	0																			
M.Martin	1	0	0	0	0	0	0	0	0	0	0	0	0																			
W.Murphy	0	0	0	0	0	0	1	0	0	0	0	0	0																			
T.Carrington	0	0	0	0	0	0	0	0	0	0	0	0	0																			
Total	2	1	0	0	0	0	1	0	0	0	0	0	0																			
Los Angeles Chargers													Los Angeles Chargers																			
Player	Fum	Lost	Own-Rec	Yds	TD	Forced	Opp-Rec	Yds	TD	Opp-Rec	Yds	TD	Opp-Rec	Player	Fum	Lost	Own-Rec	Yds	TD	Forced	Opp-Rec	Yds	TD	Opp-Rec	Player	Fum	Lost	Own-Rec	Yds	TD	Opp-Rec	
D.King	1	1	0	0	0	0	0	0	0	0	0	0	0																			
P.Rivers	0	0	0	0	0	0	0	0	0	0	0	0	0																			
J.Lachmon	0	0	0	0	0	0	0	0	0	0	0	0	0																			
T.Bergan	0	0	0	0	0	0	0	0	0	0	0	0	0																			
Total	1	1	0	0	0	0	0	0	0	0	0	0	0																			

## WEEK 4 RECAP - CHARGERS 30, DOLPHINS 10

The Los Angeles Chargers defeated the Miami Dolphins, 30-10, at Hard Rock Stadium Sunday, thanks to two touchdowns and 310 yards passing from Philip Rivers on 24-of-30 and two touchdowns and 122 scrimmage yards for running back Austin Ekeler.

After allowing Dolphins quarterback Josh Rosen to complete 12 of 16 passes for 159 yards and a touchdown in the first half, the Bolts defense shut him down, giving up just 21 yards passing the rest of the way and intercepting the second-year signal caller.

On the first drive of the game, Rivers engineered a nine-play, 49-yard drive that culminated in a 44-yard field goal from punter Ty Long with 10:21 remaining in the first quarter. Long, handling kicking duties in place of the injured Michael Badgley for the fourth consecutive week, scored 12 points and was perfect on the day, drilling three field goals and three extra points.

On the ensuing Dolphins possession, Rosen completed all four of his passes for 75 yards passing, the last of which a 34-yard touchdown strike to wide receiver DeVante Parker at the 6:32 mark in the first quarter. After the extra point by Jason Sanders, the Dolphins took their first lead of the season, 7-3.

The Chargers stormed back with a side-armed touchdown pass from Rivers to running back Troymaine Pope with 2:45 left in the first quarter, the first score and second catch of Pope's NFL career.

The Dolphins responded with a 12-play, 67-yard drive that resulted in a 30-yard Sanders field goal, tying the game at 10 with 11:15 remaining in the second quarter.

On the next Bolts drive, Rivers found Ekeler for an 18-yard touchdown pass with 50 seconds remaining in the half. Ekeler caught the ball near the left sideline and ran it about 15 yards into the end zone.

On third and four on the Dolphins' first drive of the second half, veteran linebacker Thomas Davis, in his 15th NFL season, and rookie defensive tackle Jerry Tilley collaborated to sack Rosen, resulting in a Dolphins punt. It was Tilley's first career regular season half sack in the NFL after he recorded eight in his final year at Notre Dame and one during the Chargers preseason.

The next Chargers possession, a 16-play, 66-yard drive, took 10:33 off the clock and culminated in a successful 45-yarder by Long, extending the L.A. lead to 20-10 with 1:22 to play in the third quarter.

On the next Miami drive, cornerback Michael Davis managed to stay inbounds to secure his first career NFL interception after missing the past two weeks due to injury.

This led to a 51-yard field goal by Long with 7:21 remaining in the game, lengthening the Chargers lead to 30-10.

VISITOR:	Los Angeles Chargers	10	7	3	10	0	30
HOME:	Miami Dolphins	7	3	0	0	0	10

### - Scoring Plays

Team	Qtr	Time	Play description (Extra Point)	(Drive Info)	Visitor	Home
Chargers	1	10:12	T.Long 44 yd. Field Goal	(9-49, 4:48)	3	0
Dolphins	1	6:32	D.Parker 34 yd. pass from J.Rosen (J.Sanders kick)	(6-75, 3:40)	3	7
Chargers	1	2:45	T.Pope 13 yd. pass from P.Rivers (T.Long kick)	(7-75, 3:47)	10	7
Dolphins	2	11:10	J.Sanders 30 yd. Field Goal	(12-67, 6:35)	10	10
Chargers	2	0:43	A.Ekeler 18 yd. pass from P.Rivers (T.Long kick)	(8-60, 2:51)	17	10
Chargers	3	1:22	T.Long 45 yd. Field Goal	(16-66,10:33)	20	10
Chargers	4	11:20	A.Ekeler 1 yd. run (T.Long kick)	(7-56, 3:29)	27	10
Chargers	4	7:21	T.Long 51 yd. Field Goal	(6-15, 3:07)	30	10
Paid Attendance: 64,278					Time: 2:52	

Los Angeles Chargers vs Miami Dolphins

9/29/2019 at Hard Rock Stadium

### Final Team Statistics

	Visitor	Home
	Chargers	Dodgers
<b>TOTAL FIRST DOWNS</b>	24	1
By Rushing	6	
By Passing	18	
By Penalty	2	
<b>THIRD DOWN EFFICIENCY</b>	0-14(5)	5-10(50)
<b>FOURTH DOWN EFFICIENCY</b>	0-1(0)	
<b>TOTAL NET YARDS</b>	380	221
Total Offensive Plays Inc. (times thrown passing)	65	
Average gain per offensive play	6.3	5.9
<b>NET YARDS RUSHING</b>	79	19
Total Rushing Plays	38	
Average gain per rushing play	2.4	4.4
Tackles for a loss number and yards	34	3
<b>NET YARDS PASSING</b>	311	186
Times thrown - yards attempted to pass	146	54
Times thrown - yards completed	307	186
<b>PASS INTERCEPTIONS AND INTERCEPTED</b>	2-1(5)	2-5(4)
Avg gain per pass play (incl. all thrown passing)	8.7	5.4
<b>KICKOFF NUMBER AND End Zone Touchbacks</b>	7-2(2)	5-2(2)
<b>PUNTS Number and Average</b>	0-0(0)	2-0(2)
Not Blocked	0	
Figs - Pkts Not Blocked	0-0	0
<b>Net Punting Average</b>	0-0	5(1)
<b>TOTAL NET YARDAGE (Net Including Kickoffs)</b>	691	246
No. and Yards Punt Returns	1-1	0
No. and Yards Kickoff Returns	5-12	5-4(1)
No. and Yards Interception Returns	1-0	0
<b>PENALTIES Number and Yards</b>	10-8(9)	5-4(6)
<b>FUMBLES Number and Lost</b>	1-0	3(0)
<b>TOUCHDOWNS</b>	3	
Rushing	1	
Passing	2	
<b>EXTRA POINTS Made-Attempts</b>	3-3	1-1
Kicking Made-Attempts	3-3	1-1
<b>FIELD GOALS Made-Attempts</b>	3-3	1-1
<b>RED ZONE DOWNS</b>	24(75)	0-0(0)
<b>GOAL TO GO EFFICIENCY</b>	1-0(100)	
<b>SATIRIES</b>	0	
<b>FINAL SCORE</b>	30	14
<b>TIME OF POSSESSION</b>	37:38	22:22

Los Angeles Chargers vs Miami Dolphins

9/28/2019 at Hard Rock Stadium

### Final Individual Statistics

[illegible]

# WEEK 5 RECAP - BRONCOS 20, CHARGERS 13

The Los Angeles Chargers' comeback attempt against the Denver Broncos fell short, as L.A. lost, 20-13, in its first divisional game of the season. The Bolts scored 10 unanswered points to come within a touchdown, but it wasn't enough to overcome the Broncos' early 17-point advantage.

On their first drive of the game, the Broncos took a 7-0 lead after a 4-yard touchdown run by running back Phillip Lindsay and an extra point by Brandon McManus. Lindsay rushed for 114 yards on 15 carries in the game, also recording 33 yards receiving. The opening drive totaled 75 yards on seven plays and took just 3:54 to complete.

After the Chargers failed to score on their opening possession, the Broncos scored their second touchdown on as many drives, courtesy of a 70-yard pass from quarterback Joe Flacco to wide receiver Courtland Sutton, who finished with 92 yards receiving on four catches. After the successful extra point, Denver led 14-0 with 4:58 to play in the first quarter.

On the ensuing Broncos possession, McManus was accurate on a 40-yard field goal, increasing the Denver advantage to 17-0 with 5:17 remaining in the first half. The field goal capped an eight-play, 40-yard drive.

After the Bolts went three-and-out to start the second half, they forced the Broncos to punt for the first time of the afternoon.

On the next Denver possession, the Chargers forced a three-and-out for the first time in the game, with the play of the drive being a sack by first-round pick defensive tackle Jerry Tillery on second down.

With 3:44 left in the third quarter, Chargers linebacker Kyzir White intercepted Flacco at Denver's 7-yard line.

The Chargers forced a three-and-out for a second consecutive defensive stand. On fourth down, defensive back Desmond King returned the punt 68 yards into the end zone to put the Bolts on the board.

On the following Broncos drive, a third-down sack by defensive end Joey Bosa set up a 54-yard field goal by McManus, which hooked wide left, keeping the score 17-7 in favor of Denver.

The Chargers then marched down the field in just 2:08, with their four-play, 29-yard drive culminating in a successful 45-yard field goal by McLaughlin, the first made field goal of his NFL career. This cut the Bolts deficit to a single score at 17-10, with 6:52 remaining on the game clock.

The Bolts then marched down the field for a successful 32-yard kick by McLaughlin with 15 seconds left, but Los Angeles failed to recover the onside kick, ending the Chargers' comeback hopes.

		1	2	3	4	OT	Total
VISITOR:	Denver Broncos	14	3	0	3	0	20
HOME:	Los Angeles Chargers	0	0	7	6	0	13

## Scoring Plays

Team	Qtr	Time	Play Description (Extra Point) (Drive Info)	Visitor	Home
Broncos	1	11:06	P.Lindsay 4 yd. run (B.McManus kick) (7-75, 3:54)	7	0
Broncos	1	4:58	C.Sutton 70 yd. pass from J.Flacco (B.McManus kick) (5-81, 2:17)	14	0
Broncos	2	5:17	B.McManus 40 yd. Field Goal (8-40, 3:27)	17	0
Chargers	3	0:31	D.King 68 yd. punt return (C.McLaughlin kick)	17	7
Chargers	4	6:47	C.McLaughlin 45 yd. Field Goal (4-29, 2:08)	17	10
Broncos	4	1:55	B.McManus 46 yd. Field Goal (5-41, 1:25)	20	10
Chargers	4	0:10	C.McLaughlin 32 yd. Field Goal (8-61, 1:45)	20	13
Paid Attendance: 25,357					Time: 3:03

## Denver Broncos vs Los Angeles Chargers 10/6/2019 at Digity Health Sports Park Final Team Statistics

	Visitor Broncos	Home Chargers
<b>TOTAL FIRST DOWNS</b>	15	10
By Rushing	8	0
By Passing	6	14
By Penalty	1	5
<b>THIRD DOWN EFFICIENCY</b>	5-11 (27%)	4-13 (27%)
<b>FOURTH DOWN EFFICIENCY</b>	0-0 (0%)	0-0 (0%)
<b>TOTAL NET YARDS</b>	350	246
Total Offensive Plays (inc. three throw passes)	55	64
Average gain per offensive play	6.4	3.8
<b>NET YARDS RUSHING</b>	191	35
Total Rushing Plays	32	16
Average gain per rushing play	6.0	2.2
Tackles for a loss-number and yards	2-5	1-3
<b>NET YARDS PASSING</b>	159	211
Total throws - yards lost attempting to pass	3-23	5-30
Gross yards passing	162	211
<b>PASS ATTEMPTS-COMPLETION-HAD INTERCEPTED</b>	20-14-1	40-32-2
Avg gain per pass play (inc. 4 throw passes)	6.9	4.4
<b>KICKOFFS Number-In End Zone-Touchbacks</b>	5-4-2	4-3-3
<b>PUNTS Number and Average</b>	4-46.0	5-46.4
Had Blocked	0	0
<b>Pigs - PATs Had Blocked</b>	0-0	1-0
<b>Net Punting Average</b>	32.8	38.9
<b>TOTAL RETURN YARDAGE (Not Including Kicks)</b>	4-22	249
No. and Yards Punt Returns	0-0	3-45
No. and Yards Kickoff Returns	2-17	1-0
<b>PENALTIES Number and Yards</b>	12-122	4-43
<b>FUMBLES Number and Lost</b>	3-1	1-1
<b>TOUCHDOWNS</b>	2	1
Rushing	1	0
Passing	1	0
Punt Returns	0	1
<b>EXTRA POINTS Made-Attempts</b>	2-2	1-1
Kicking Made-Attempts	2-2	1-1
<b>FIELD GOALS Made-Attempts</b>	2-3	2-3
<b>RED ZONE EFFICIENCY</b>	1-5 (20%)	0-4 (0%)
<b>GOAL TO GO EFFICIENCY</b>	1-1 (100%)	0-0 (0%)
<b>SAFETIES</b>	0	0
<b>FINAL SCORE</b>	20	13
<b>TIME OF POSSESSION</b>	29:36	30:24

## Denver Broncos vs Los Angeles Chargers 10/6/2019 at Digity Health Sports Park Final Individual Statistics

Denver Broncos													Los Angeles Chargers												
RUSHING													RUSHING												
	ATT	YDS	AVG	LG	TD	RUSHING	ATT	YDS	AVG	LG	TD	RUSHING	ATT	YDS	AVG	LG	TD	RUSHING	ATT	YDS	AVG	LG	TD		
P.Lindsay	15	114	7.6	32	1	W.Sutton	12	31	2.6	7	0	W.Sutton	12	31	2.6	7	0	W.Sutton	12	31	2.6	7	0		
B.McManus	13	61	4.7	11	0	A.Sutton	3	1	0.3	4	0	A.Sutton	3	1	0.3	4	0	A.Sutton	3	1	0.3	4	0		
D.Sporer	1	9	9.0	9	0	P.Flacco	1	9	9.0	9	0	P.Flacco	1	9	9.0	9	0	P.Flacco	1	9	9.0	9	0		
J.Flacco	3	7	2.3	6	0																				
Total	32	191	5.9	32	1	Total	16	39	2.4	7	0	Total	16	39	2.4	7	0	Total	16	39	2.4	7	0		
PASSING													PASSING												
	ATT	COMP	YDS	SKY/TO	LG	IN	ATT	PASSING	ATT	COMP	YDS	SKY/TO	LG	IN	ATT	PASSING	ATT	COMP	YDS	SKY/TO	LG	IN	ATT		
J.Flacco	20	14	162	32/33	70	1	16/2	P.Flacco	48	32	221	30/31	30	2	38.6										
Total	30	14	162	3/23	1	70	1	16/2	Total	48	32	221	30/31	30	2	38.6									
PASS RECEIVING													PASS RECEIVING												
	TAR	REC	YDS	AVG	LG	TD	PASS RECEIVING	TAR	REC	YDS	AVG	LG	TD	PASS RECEIVING	TAR	REC	YDS	AVG	LG	TD					
C.Sutton	7	4	92	23.0	70	1	A.Sutton	16	15	86	5.7	17	0	A.Sutton	16	15	86	5.7	17	0					
P.Lindsay	4	4	20	5.0	13	0	W.Sutton	13	6	74	12.3	20	0	W.Sutton	13	6	74	12.3	20	0					
B.Fraumeni	2	2	6	3.0	6	0	A.Kilbr	6	4	18	4.5	10	0	A.Kilbr	6	4	18	4.5	10	0					
J.Huermann	3	1	26	8.6	26	0	W.Sutton	4	4	7	1.8	5	0	W.Sutton	4	4	7	1.8	5	0					
A.Bach	1	1	10	10.0	10	0	T.Sengul	2	1	13	13.0	13	0	T.Sengul	2	1	13	13.0	13	0					
E.Sanders	1	1	9	9.0	9	0	D.Will	1	1	8	8.0	8	0	D.Will	1	1	8	8.0	8	0					
N.Fant	1	1	6	6.0	6	0	V.Ginn	1	1	5	5.0	5	0	V.Ginn	1	1	5	5.0	5	0					
Total	19	14	162	13.0	70	1	Total	46	32	221	4.6	20	0	Total	46	32	221	4.6	20	0					
INTERCEPTIONS													INTERCEPTIONS												
	NO	YDS	AVG	LG	TD	INTERCEPTIONS	NO	YDS	AVG	LG	TD	INTERCEPTIONS	NO	YDS	AVG	LG	TD	INTERCEPTIONS	NO	YDS	AVG	LG	TD		
A.Sutton	1	17	17.0	17	0	A.Williams	1	0	0.0	0	0	A.Williams	1	0	0.0	0	0	A.Williams	1	0	0.0	0	0		
A.Sutton	1	0	0.0	0	0																				
Total	2	17	8.5	17	0	Total	1	0	0.0	0	0	Total	1	0	0.0	0	0	Total	1	0	0.0	0	0		
PUNTING													PUNTING												
	NO	YDS	AVG	LG	TD	PUNTING	NO	YDS	AVG	LG	TD	PUNTING	NO	YDS	AVG	LG	TD	PUNTING	NO	YDS	AVG	LG	TD		
C.Washburn	4	184	46.0	23.8	1	0	T.Liang	5	232	46.4	42.0	0	3	38											
Total	4	184	46.0	23.8	1	0	S.Total	5	232	46.4	42.0	0	3	38											
PUNT RETURNS													PUNT RETURNS												
	NO	YDS	AVG	LG	TD	PUNT RETURNS	NO	YDS	AVG	LG	TD	PUNT RETURNS	NO	YDS	AVG	LG	TD	PUNT RETURNS	NO	YDS	AVG	LG	TD		
D.Sporer	4	32	8.0	11	0	D.Sporer	2	46	23.0	0	18	1	D.Sporer	2	46	23.0	0	18	1						
(OUT OF BOUNDS)	1	0	0.0	0	0	(OUT OF BOUNDS)	1	0	0.0	0	0	0	(OUT OF BOUNDS)	1	0	0.0	0	0	0						
(TOUCHBACK)	1	0	0.0	0	0	(TOUCHBACK)	1	0	0.0	0	0	0	(TOUCHBACK)	1	0	0.0	0	0	0						
Total	2	46	23.0	0	18	1	Total	2	46	23.0	0	18	1	Total	2	46	23.0	0	18	1					
KICKOFF RETURNS													KICKOFF RETURNS												
	NO	YDS	AVG	LG	TD	KICKOFF RETURNS	NO	YDS	AVG	LG	TD	KICKOFF RETURNS	NO	YDS	AVG	LG	TD	KICKOFF RETURNS	NO	YDS	AVG	LG	TD		
(TOUCHBACK)	3	0	0.0	0	0	0	T.Pigg	3	45	15.0	0	34	0	(TOUCHBACK)	3	45	15.0	0	34	0					
(TOUCHBACK)	2	0	0.0	0	0	0	(TOUCHBACK)	2	0	0.0	0	0	0	(TOUCHBACK)	2	0	0.0	0	0	0					
Total	0	0	0.0	0	0	0	Total	3	45	15.0	0	34	0	Total	3	45	15.0	0	34	0					
DENVER BRONCOS FUMBLES													LOS ANGELES CHARGERS FUMBLES												
	FUM	LOST	OWN-REC	YDS	TD	FORCED	OPP-REC	YDS	TD	OUT-BDS		FUM	LOST	OWN-REC	YDS	TD	FORCED	OPP-REC	YDS	TD	OUT-BDS				
J.Flacco	2	1	1	0	0	0	0	0	0	0	J.Flacco	2	1	1	0	0	0	0	0	0	0	J.Flacco			
J.Clemens	1	0	0	0	0	0	0	0	0	0	J.Clemens	1	0	0	0	0	0	0	0	0	0	J.Clemens			
D.Dawson	1	0	0	0	0	0	0	0	0	0	D.Dawson	1	0	0	0	0	0	0	0	0	0	D.Dawson			
K.Kickson	0	0	0	0	0	0	0	0	0	0	K.Kickson	0	0	0	0	0	0	0	0	0	0	K.Kickson			
Total	3	1	2	0	0	0	1	0	0	0	Total	3	1	2	0	0	0	0	0	0	0	Total			
LOS ANGELES CHARGERS FUMBLES													DENVER BRONCOS FUMBLES												
	FUM	LOST	OWN-REC	YDS	TD	FORCED	OPP-REC	YDS	TD	OUT-BDS		FUM	LOST	OWN-REC	YDS	TD	FORCED	OPP-REC	YDS	TD	OUT-BDS				
A.Baker	1	1	0	0	0	0	0	0	0	0	A.Baker	1	1	0	0	0	0	0	0	0	0	A.Baker			
L.Lewis	0	0	0	0	0	0	1	0	0	0	L.Lewis	0	0	0	0	0	1	0	0	0	0	L.Lewis			
J.Nelson	0	0	0	0	0	0	1	0	0	0	J.Nelson	0	0	0	0	0	0	0	0	0	0	J.Nelson			
J.Brown	0	0	0	0	0	0	0	0	0	0	J.Brown	0	0	0	0	0	0	0	0	0	0	J.Brown			
Total	1	1	0	0	0	0	2	1	0	0	Total	1	1	0	0	0	0	0	0	0	0	Total			





The Los Angeles Chargers fell to the Tennessee Titans, 23-20, Sunday, despite having two opportunities for a go-ahead touchdown on the Titans' 1-yard line in the final minute.

Tennessee kicker Cody Parkey attempted his first field goal as a Titan, hitting a 45-yarder with 6:06 to play in the first quarter. The drive spanned nine plays and 42 yards and gave Tennessee a 3-0 advantage.

On the ensuing Chargers drive, four plays later, kicker Chase McLaughlin's 29-yard field goal evened the score, 3-3, with two seconds left in the opening quarter.

The Chargers then put together a 94-yard drive ending with a 1-yard touchdown pass to the left from Rivers to a wide-open Melvin Gordon.

The Titans then responded with an efficient eight-play, 86-yard scoring drive that culminated in an 8-yard bullet-pass touchdown from Tannehill to wide receiver Corey Davis. Parkey's extra point knotted the game at 10 apiece with 26 seconds to go in the half.

The Titans took the lead on their next possession, a 14-play, 85-yard drive that spanned 7:09 and ended in a 5-yard touchdown pass from Tannehill to wide receiver Tajae Sharpe in the back of the end zone. After Parkey doinked the extra point off of the right upright, Tennessee held a 16-10 advantage over Los Angeles with 13:11 to play in the contest.

The Bolts responded with a career-long 50-yard field goal by McLaughlin with 10:55 on the game clock.

The Titans then put together a seven-play, 75-yard drive, culminating in an 11-yard Derrick Henry touchdown run to the left with 6:39 remaining in the game. Parkey's successful extra point extended the Tennessee lead to 23-13. To go with his touchdown, Henry ran for 90 yards on 22 carries Sunday.

Just five plays later, Austin Ekeler, lined up out-wide to the right, stutter-stepped and beat his defender for a 41-yard touchdown reception on a perfect pass from Rivers.

On fourth and inches near midfield, the Titans went for it on a Tannehill sneak and failed to convert.

With 2:39 left in the game and trailing by a field goal, the Bolts took over possession.

On a third and four, Rivers found Williams for a first-down conversion that put the Chargers into field-goal range.

On the next play, the Bolts quarterback hit Ekeler for 19 yards to move the ball to the Titans' 16-yard line.

Rivers connected with Ekeler, who was tackled a half-yard shy of the end zone. After a false start, Gordon was initially ruled to have scored a touchdown, but the call was overturned. Gordon then fumbled to end the Bolts' hopes of a victory.

		1	2	3	4	OT	Total
VISITOR:	Los Angeles Chargers	3	7	0	10	0	20
HOME:	Tennessee Titans	3	7	0	13	0	23

### - Scoring Plays

Team	Qtr	Time	Play	Description (Extra Point) (Drive Info)	Visitor	Home
Titans	1	6:02	C.Parkey	45 yd. Field Goal (9-42, 4:54)	0	3
Chargers	1	0:02	C.McLaughlin	29 yd. Field Goal (12-64, 6:00)	3	3
Chargers	2	3:38	M.Gordon	1 yd. pass from P.Rivers (C.McLaughlin kick) (14-94, 7:37)	10	3
Titans	2	0:23	C.Davis	8 yd. pass from R.Tannehill (C.Parkey kick) (8-86, 3:15)	10	10
Titans	4	13:11	T.Sharpe	5 yd. pass from R.Tannehill (kick failed, hru) (14-85, 7:09)	10	16
Chargers	4	10:55	C.McLaughlin	50 yd. Field Goal (6-43, 2:16)	13	16
Titans	4	6:39	D.Henry	11 yd. run (C.Parkey kick) (7-75, 4:16)	13	23
Chargers	4	5:09	A.Ekeler	41 yd. pass from P.Rivers (C.McLaughlin kick) (4-75, 1:30)	20	23
Paid Attendance: 62,431					Time: 3:10	

Paid Attendance: 62.431

Los Angeles Chargers vs Tennessee Titans  
10/20/2019 at Nissan Stadium

	Walter Chargers	Home Titans
TOTAL FIRST DOWNS	24	22
By Rushing	2	5
By Passing	19	17
By Penalty	0	0
THIRD DOWN EFFICIENCY	61%-65%	61%-62%
FOURTH DOWN EFFICIENCY	0%-0%	15%-20%
TOTAL NET YARDS	365	403
Total Offensive Plays (inc. times thrown passing)	60	61
Average gain per offensive play	6.1	6.6
NET YARDS RUSHING	39	97
Total Rushing Plays	21	28
Average gain per rushing play	1.9	3.3
Tackles for a loss number and yards	2-3	3-4
NET YARDS PASSING	326	306
Times thrown - yards lost attempting to pass	1-3	2-17
Grass yards passing	329	323
PASS ATTEMPTS-COMPLETIONS-HAND INTERCEPTED	38-24-0	35-34-0
Avg gain per pass play (inc. 4 throw penalties)	8.4	8.6
KICKOFFS Number-By End Zone-Touchbacks	5-5-2	5-4-4
PUNTS Number and Average	2-46.5	2-42.0
Had Blocked	0	0
Fds - PATs Had Blocked	0-0	0-0
Net Punting Average	39.5	42.0
TOTAL RETURN YARDAGE (Net including Kickoffs)	3	1
No. and Yards Punt Returns	0-0	0-14
No. and Yards Kickoff Returns	1-8	3-69
No. and Yards Interception Returns	1-3	0-0
PENALTIES Number and Yards	4-29	7-54
FUMBLES Number and Lost	2-1	2-0
TOUCHDOWNS	2	3
Rushing	0	1
Passing	2	2
EXTRA POINTS Made-Attempts	2-2	2-3
Kicking Made-Attempts	2-2	2-3
FIELD GOALS Made-Attempts	2-2	1-1
RED ZONE ZONES	1-33%	3-3-100%
GOAL TO GO EFFICIENCY	12-50%	2-2-100%
SAFETIES	0	0
FIELD SCORE	20	23
TIME OF POSSESSION	27:45	32:15

Los Angeles Chargers vs Tennessee Titans  
10/20/2019 at Nissan Stadium

[illegible]



# WEEK 9 RECAP - CHARGERS 26, PACKERS 11

The Chargers defeated the Green Bay Packers, 26-11, leading wire-to-wire against a team that entered with a 7-1 record and limiting their opponents to 184 total yards. Defensive ends Joey Bosa and Melvin Ingram combined for three sacks and six QB hits, and Michael Badgley went 4-for-5 from field goal range in his season debut.

Philip Rivers was efficient, and the Chargers' running game was impressive, racking up 159 yards and two touchdowns on 38 carries.

To open the game, the Chargers picked up six first downs, advancing 84 yards on 15 plays. The 8:04 drive culminated in a 29-yard field goal by Badgley, the kicker's first of the season since returning from a groin injury. The kick gave the Chargers a 3-0 lead with 6:56 left in the first quarter.

Badgley turned the next drive into three more points by nailing a 40-yard field goal, his second field goal of the contest. The five-play, 37-yard drive ended with the Bolts leading 6-0 with 1:04 remaining in the opening quarter.

The Bolts then forced a Packers punt for the fourth-consecutive time in the game, which led to another productive Chargers possession. The 13-play, 76-yard drive was capped by Badgley's third field goal of the game, a 34-yarder, with time expiring in the half.

The Chargers then put together another scoring drive, featuring a highlight-reel 16-yard run by Melvin Gordon, in which he hurdled a defender. Gordon finished with 80 yards rushing on 20 carries and two scores.

The eight-play, 52-yard possession culminated in a fourth successful field goal by Badgley, giving the Bolts a 12-0 advantage with 9:46 left in the third quarter.

Later, linebacker Drue Tranquill tipped Packers punter J.K. Scott's punt, which allowed the Bolts to start their drive at the Green Bay 27.

It took six plays for the Chargers to score their first touchdown of the afternoon, a 1-yard run by Gordon with 3:56 to go in the quarter.

The ten-play, 75-yard possession took 5:14 off the clock and ended in Gordon's second-consecutive touchdown of the game, another 1-yard score. The play came on fourth down, with Chargers head coach Anthony Lynn electing to go for the touchdown.

Badgley converted the extra point to increase the Chargers' lead to 23 points at 26-3 with 10:32 remaining in the contest.

VISITOR:	Green Bay Packers	1	2	3	4	OT	Total
HOME:	Los Angeles Chargers	0	0	3	8	0	11
		6	3	10	7	0	26

## Scoring Plays

Team	Qtr	Time	Play Description (Extra Point) (Drive Info)	Visitor	Home
Chargers	1	6:56	M.Badgley 29 yd. Field Goal (15-84, 8:04)		0 3
Chargers	1	1:04	M.Badgley 40 yd. Field Goal (5-37, 3:09)		0 6
Chargers	2	0:00	M.Badgley 34 yd. Field Goal (13-76, 4:21)		0 9
Chargers	3	9:41	M.Badgley 43 yd. Field Goal (8-52, 3:36)		0 12
Chargers	3	3:56	M.Gordon 1 yd. run (M.Badgley kick) (6-27, 3:20)		0 19
Packers	3	0:46	M.Crosby 54 yd. Field Goal (8-24, 3:10)	3	19
Chargers	4	10:32	M.Gordon 1 yd. run (M.Badgley kick) (10-75, 5:14)	3	26
Packers	4	6:21	J.Williams 10 yd. pass from A.Rodgers (A.Rodgers run) (9-75, 4:11)	11	26
Paid Attendance:	25,435				Time: 2:53

## Green Bay Packers vs Los Angeles Chargers 11/3/2019 at Dignity Health Sports Park

### Final Team Statistics

	Visitor Packers	Home Chargers
<b>TOTAL FIRST DOWNS</b>	13	24
By Rushing	1	11
By Passing	11	13
By Penalty	1	0
<b>THIRD DOWN EFFICIENCY</b>	2-10-42%	5-11-45%
<b>FOURTH DOWN EFFICIENCY</b>	0-1-5%	1-5-100%
<b>TOTAL NET YARDS</b>	154	442
Total Offensive Plays (inc. times thrown passing)	48	68
Average gain per offensive play	3.8	6.5
<b>NET YARDS RUSHING</b>	45	159
Total Rushing Plays	11	38
Average gain per rushing play	4.1	4.2
Tackles for a loss-number and yards	1-3	1-3
<b>NET YARDS PASSING</b>	139	283
Times Thrown - yards lost attempting to pass	3-22	2-11
Gross yards passing	161	294
<b>PASS ATTEMPTS-COMPLETIONS-HAND INTERCEPTED</b>	35-23-0	28-21-0
Avg gain per pass play (inc. 3 thrown passing)	3.7	9.4
<b>KICKOFFS Number-in End Zone-Touchbacks</b>	3-2-1	6-2-1
<b>PUNTS Number and Average</b>	5-37.8	1-38.0
Held Blocked	0	0
<b>FGs - PATs Held Blocked</b>	0-0	0-0
Net Punting Average	37.4	38.0
<b>TOTAL RETURN YARDAGE (Not Including Kickoffs)</b>	0	1
No. and Yards Punt Returns	1-0	2-1
No. and Yards Kickoff Returns	5-123	2-34
No. and Yards Interception Returns	0-0	0-0
<b>PENALTIES Number and Yards</b>	8-45	5-45
<b>FUMBLIES Number and Lost</b>	0-0	0-0
<b>TOUCHDOWNS</b>	1	2
Rushing	0	2
Passing	1	0
<b>EXTRA POINTS Made-Attempts</b>	1-1	2-2
Kicking Made-Attempts	0-0	2-2
Rushing Made-Attempts	1-1	0-0
Field Goals Made-Attempts	1-1	0-5
<b>RED ZONE EFFICIENCY</b>	1-1-100%	3-4-6%
<b>GOAL TO GO EFFICIENCY</b>	1-1-100%	2-3-67%
<b>SAFETIES</b>	0	0
<b>FINAL SCORE</b>	11	26
<b>TIME OF POSSESSION</b>	24:09	35:51

## Green Bay Packers vs Los Angeles Chargers 11/3/2019 at Dignity Health Sports Park

### Final Individual Statistics

Green Bay Packers										Los Angeles Chargers									
RUSHING		ATT	YDS	AVG	LG	TD	RUSHING		ATT	YDS	AVG	LG	TD						
A.Jones		8	30	3.8	7	0	M.Gordon		20	80	4.0	16	2						
J.Williams		2	10	5.0	5	0	A.Eliator		10	70	5.0	16	0						
A.Rodgers		1	5	5.0	5	0	J.Jackson		2	7	3.5	4	0						
							M.Williams		1	2	2.0	2	0						
							P.Barnes		3	0	0.0	1	0						
Total		11	45	4.1	7	0	Total		38	429	11.2	16	2						
PASSING		ATT	COMP	YDS	SAVED	TD	LG	INT	RT	PASSING		ATT	COMP	YDS	SAVED	TD	LG	INT	RT
A.Rodgers		35	23	161	322	1	17	0	85.5	P.Barnes		28	21	294	211	0	56	0	108.3
Total		35	23	161	322	1	17	0	85.5	Total		28	21	294	211	0	56	0	108.3
PASS RECEIVING		TAR	REC	YDS	SAVED	TD	LG	INT	RT	PASS RECEIVING		TAR	REC	YDS	SAVED	TD	LG	INT	RT
J.Dalman		11	7	41	5.9	0	0	0	0	J.Henry		16	7	84	12.0	19	0	0	0
J.Williams		4	4	39	9.5	0	1	0	0	A.Eliator		4	4	23	5.8	8	0	0	0
J.Lordham		4	4	17	4.3	0	0	0	0	M.Williams		4	3	111	27.8	8	0	0	0
A.Leland		4	3	44	16.7	1	0	0	0	K.Brown		4	3	40	13.3	20	0	0	0
G.Allison		2	2	21	10.5	1	0	0	0	M.Gordon		4	3	29	9.7	13	0	0	0
A.Jones		4	1	1	-1.0	-1	0	0	0	J.Jackson		1	1	7	7.0	7	0	0	0
M.Valdes-Santiago		2	0	0	0.0	0	0	0	0										
Total		38	23	161	7.0	1	17	1	0	Total		27	23	394	14.0	56	0	0	0
INTERCEPTIONS		NO	YDS	AVG	LG	TD	INTERCEPTIONS		NO	YDS	AVG	LG	TD						
Total		0	0	0	0	0	Total		0	0	0	0	0						
PUNTING		NO	YDS	AVG	NET	TD	INCKD	LG	TD	PUNTING		NO	YDS	AVG	NET	TD	INCKD	LG	TD
J.Scott		5	188	37.6	37.4	0	2	53	1	T.Lung		1	38	38.0	38.0	0	1	38	0
Total		5	188	37.6	37.4	0	2	53	1	Total		1	38	38.0	38.0	0	1	38	0
PUNT RETURNS		NO	YDS	AVG	FC	LG	TD	PUNT RETURNS		NO	YDS	AVG	FC	LG	TD				
T.Smith		1	0	0.0	0	0	0	D.Ring		2	1	0.5	1	0	0				
Total		1	0	0.0	0	0	0	[TOTAL RE BOUNCES]		2	0	0.0	0	0	0				
Total		1	0	0.0	0	0	0	Total		2	1	0.5	1	0	0				
KICKOFF RETURNS		NO	YDS	AVG	FC	LG	TD	KICKOFF RETURNS		NO	YDS	AVG	FC	LG	TD				
T.Smith		5	123	24.6	0	36	0	D.Ring		2	34	17.0	0	21	0				
Total		1	0	0.0	0	0	0	[TOTAL KICK]		1	0	0.0	0	0	0				
Total		5	123	24.6	0	36	0	Total		2	34	17.0	0	21	0				

## Green Bay Packers

FUMBLIES	FUM	LOST	OWN-REC	YDS	TD	FORCED	OPP-REC	YDS	TD	OUT-80S
Total	0	0	0	0	0	0	0	0	0	0

## Los Angeles Chargers

FUMBLIES	FUM	LOST	OWN-REC	YDS	TD	FORCED	OPP-REC	YDS	TD	OUT-80S
Total	0	0	0	0	0	0	0	0	0	0

WEEK 10 RECAP - RAIDERS 26, CHARGERS 24

The Chargers lost to the Raiders, 26-24, in a back-and-forth game in the Bolts' final trip to Oakland. In the loss, Melvin Gordon rushed for 108 yards on 22 carries and a touchdown, with 71 of these yards coming in the first half.

Philip Rivers passed for two scores and 207 yards but threw three interceptions, while Melvin Ingram recorded two sacks, two QB hits and seven tackles.

The Chargers advanced to the Raiders' 33 yard-line on the opening drive of the game before Rivers got intercepted by safety Erik Harris, who ran the ball 59 yards to the L.A. 31.

On the ensuing series, defensive end Ingram sacked Derek Carr on third down, forcing the Raiders to settle for a 40-yard field goal.

Five plays later, Harris intercepted Rivers for a second time, this time for a 56-yard pick-six. With the extra point, Oakland jumped out to a 10-0 advantage with 6:02 remaining in the quarter.

On the 16th play of the possession, Rivers threw a 2-yard touchdown pass to tight end Hunter Henry in the back of the end zone.

The 77-yard, 8:14 drive featured three third-down conversions and a fourth-down conversion. Kicker Michael Badgley's extra point cut the Chargers deficit to 10-7 with 8:24 to go in the first half.

On the first play of the Chargers series, Rivers perfectly placed a pass to Gordon for a 25-yard gain to the Raiders' 24. Four plays later, Gordon bullied his way into the end zone for a 3-yard touchdown run up the middle.

On the Raiders' drive, they too went for it on fourth-and-one and converted on a 3-yard run up the middle by rookie fullback Alec Ingold. Five plays later, Ingold struck again, catching a 9-yard touchdown pass from Carr for his first career NFL score. After the extra point, Oakland went back ahead, 17-14, with 20 seconds until halftime.

Oakland began the second half with a scoring drive that culminated in a 22-yarder by Carlson, extending the Raiders advantage to 20-14 with 11:33 left in the third.

Badgley finished the drive with a 27-yard field goal to cut his team's deficit to three points, 20-17, with 25 seconds left in the quarter. The 74-yard drive took the Bolts 3:31 to complete.

On the 12th play of the drive, Rivers handed the Chargers the lead with a six-yard touchdown pass to Austin Ekeler, the running back's sixth receiving score of the season and ninth TD overall.

The Raiders then stormed back with an 18-yard rushing touchdown by Jacobs. The score gave Oakland a 26-24 lead, but Carlson's extra point sailed wide right with 1:02 left in the contest.

		1	2	3	4	OT	Total
VISITOR:	Los Angeles Chargers	0	14	3	7	0	24
HOME:	Oakland Raiders	10	7	3	6	0	26

Scoring Plays									
Team	Qtr	Time	Play Description (Extra Point) (Drive Info)					Visitor	Home
Raiders	1	8:01	D.Carlson 40 yd. Field Goal (6-9, 3:50)					0	3
Raiders	1	6:02	E.Harris 56 yd. interception return (D.Carlson kick)					0	10
Chargers	2	8:24	H.Henry 2 yd. pass from P.Rivers (M.Badgley kick) (16-77, 8:14)					7	10
Chargers	2	4:14	M.Gordon 3 yd. run (M.Badgley kick) (4-49, 2:06)					14	10
Raiders	2	0:20	A.Ingold 9 yd. pass from D.Carr (D.Carlson kick) (10-76, 3:54)					14	17
Raiders	3	11:33	D.Carlson 22 yd. Field Goal (9-69, 3:27)					14	20
Chargers	3	0:25	M.Badgley 27 yd. Field Goal (6-74, 3:31)					17	20
Chargers	4	4:02	A.Ekeler 6 yd. pass from P.Rivers (M.Badgley kick) (12-80, 8:05)					24	20
Raiders	4	1:02	J.Jacobs 18 yd. run (kick failed, wr) (10-75, 3:00)					24	26

Final Team Statistics									
Los Angeles Chargers vs Oakland Raiders									
11/7/2019 at Oakland-Alameda County Coliseum									
Visitor Chargers					Home Raiders				
TOTAL FIRST DOWNS					26				
By Rushing					10				
By Passing					11				
By Penalty					5				
THIRD DOWN EFFICIENCY					3-10-30%				
FOURTH DOWN EFFICIENCY					1-100%				
TOTAL NET YARDS					315				
Total Offensive Plays (inc. times thrown passing)					66				
Average gain per offensive play					4.8				
NET YARDS RUSHING					146				
Total Rushing Plays					30				
Average gain per rushing play					4.9				
Tackles for a loss number and yards					3-6				
NET YARDS PASSING					169				
Times thrown - yards lost attempting to pass					5-38				
Gross yards passing					287				
PASS ATTEMPTS-COMPLETIONS-HAD INTERCEPTED					31-17-3				
Avg gain per pass play (incl. at thrown passing)					4.7				
KICKOFFS Number-in End Zone-Touchbacks					5-0-0				
PUNTS Number and Average					3-43.3				
Had Blocked					0				
FGs - PATs Had Blocked					0-0				
Net Punting Average					38.7				
TOTAL NET YARDAGE (Net including Kickoffs)					19				
No. and Yards Punt Returns					3-19				
No. and Yards Kickoff Returns					3-52				
No. and Yards Interception Returns					0				
PENALTIES Number and Yards					8-70				
FUMBLER Number and Lost					1-0				
TOUCHDOWNS					3				
Rushing					3				
Passing					2				
Interceptions					0				
EXTRA POINTS Made-Attempts					3-3				
Kicking Made-Attempts					3-3				
FIELD GOALS Made-Attempts					1-1				
RED-ZONE GOALS EFFICIENCY					5-475%				
GOAL TO GO EFFICIENCY					3-100%				
SAFETIES					0				
FINAL SCORE					24				
TIME OF POSSESSION					34:10				

Final Individual Statistics																		
Los Angeles Chargers					Oakland Raiders													
11/7/2019 at Oakland-Alameda County Coliseum					11/7/2019 at Oakland-Alameda County Coliseum													
RUSHING					RUSHING													
ATT	YDS	Avg	LG	TD	ATT	YDS	Avg	LG	TD									
M.Gordon	22	108	4.9	24	1	J.Jacobs	16	71	4.4	18								
A.Ekeler	6	19	3.2	10	0	D.Carr	1	4	4.0	4								
A.Ekeler	1	18	18.0	18	0	A.Ingold	1	3	3.0	3								
D.Watt	1	1	1.0	1	0	J.Blackard	2	0	0.0	0								
Total	30	146	4.9	24	1	Total	20	78	3.9	11								
PASSING					PASSING													
ATT	COMP	YDS	SK/TO	LG	INT	PASSING	ATT	COMP	YDS	SK/TO	LG	INT						
P.Rivers	31	17	207	5/8	2	45	3	57.5	0	D.Carr	31	21	298	9/18	1	27	0	98.4
Total	31	17	207	5/8	2	45	3	57.5	Total	31	21	298	9/18	1	27	0	98.4	
PASS RECEIVING					PASS RECEIVING													
TAR	REC	YDS	Avg	LG	TD	TAR	REC	YDS	Avg	LG	TD							
A.Ekeler	11	8	48	8.5	26	0	J.Blackard	4	4	43	10.8	13	0					
A.Ingold	7	4	30	7.5	13	1	H.Williams	5	4	42	8.5	14	0					
M.Williams	3	2	55	27.5	45	0	D.Watt	5	3	40	13.3	27	0					
A.Ekeler	2	2	29	14.5	25	1	J.Jacobs	5	3	30	10.0	17	0					
M.Gordon	1	1	25	25.0	25	0	T.Williams	5	3	25	8.3	12	0					
A.Pullen	1	0	0	0.0	0	0	D.Washington	2	2	19	9.5	10	0					
D.Watt	1	0	0	0.0	0	0	Z.Jones	3	1	10	10.0	10	0					
A.Smith	1	0	0	0.0	0	0	A.Ingold	1	1	9	9.0	9	1					
J.Blackard	1	0	0	0.0	0	0	Total	31	21	294	9.4	27	1					
Total	31	17	207	5/8	2	Total	30	21	294	9.4	27	1						
INTERCEPTIONS					INTERCEPTIONS													
NO	YDS	Avg	LG	TD	NO	YDS	Avg	LG	TD									
E.Harris	2	115	57.5	99	1													
K.Joseph	1	0	0.0	0	0													
Total	0	0	0	0	0													
PUNTING					PUNTING													
NO	YDS	Avg	Net	TD	NO	YDS	Avg	Net	TD									
T.Lipp	3	130	43.3	29.7	0	0	54	A.Carlson	4	170	42.5	27.8	0	1	59			
Total	3	130	43.3	29.7	0	0	54	Total	4	170	42.5	27.8	0	1	59			
PUNT RETURNS					PUNT RETURNS													
NO	YDS	Avg	FC	LG	TD	NO	YDS	Avg	FC	LG	TD							
D.King	3	19	6.3	1	11	0	T.Davis	2	11	5.5	0	10	0					
Total	3	19	6.3	1	11	0	Total	2	11	5.5	0	10	0					
KICKOFF RETURNS					KICKOFF RETURNS													
NO	YDS	Avg	FC	LG	TD	NO	YDS	Avg	FC	LG	TD							
T.Phipps	3	52	17.3	0	21	0	T.Davis	5	94	18.8	0	23	0					
T.Phipps	3	0	0.0	0	0	0	Total	5	94	18.8	0	23	0					
Total	3	52	17.3	0	21	0	Total	5	94	18.8	0	23	0					

Los Angeles Chargers									
FUMBLER									
FUM	LOST	OWN-BEC	YDS	TD	FORCED	OPP-BEC	YDS	TD	OUT-80S
P.Rivers	1	0	0	0	0	0	0	0	0
M.Schudrad	0	0	1	0	0	0	0	0	0
Total	1	0	1	0	0	0	0	0	0

Oakland Raiders									
FUMBLER									
FUM	LOST	OWN-BEC	YDS	TD	FORCED	OPP-BEC	YDS	TD	OUT-80S
B.Wynne	0	0	0	0	0	1	0	0	0
Total	0	0	0	0	0	1	0	0	0

# WEEK 11 RECAP - CHIEFS 24, CHARGERS 17

The Chargers were defeated by the Kansas City Chiefs, 24-17, on Monday Night Football in Mexico City, despite recording 438 total yards and limiting Patrick Mahomes to 182 yards passing and a single touchdown.

On the opening series, the Chargers moved the ball efficiently, with Rivers throwing for 68 yards on a perfect 4-for-4. A 37-yard reception by Austin Ekeler brought the Chargers to the Chiefs' 12-yard line, but the Bolts were forced to settle for a 27-yard field goal by Michael Badgley.

On the sixth play of the Chargers drive, Rivers was intercepted by safety Tyrann Mathieu, who brought the ball to the Bolts' 6-yard line. On the following play, running back LeSean McCoy promptly ran the ball into the end zone. After the Harrison Butker extra point, the Chiefs took a 7-3 lead with 8:45 remaining in the half.

The Chargers' ensuing drive featured a 26-yard reception by Mike Williams and an 18-yard run by Ekeler.

Badgley capped the nine-play, 67-yard drive with his second field goal of the game, a 26-yarder that cut the Bolts deficit to 7-6 with 5:01 left in the quarter.

On the ensuing drive, Chargers linebacker Thomas Davis pushed a mid-air Travis Kelce out of bounds to force an incompletion on a third-down pass from Mahomes, making the Chiefs settle for a field goal attempt. After Butker made the 41-yarder, the Chiefs took a 10-6 lead with 1:43 remaining in the half.

Down the other end of the field, Rivers completed four passes to his running backs for 57 yards. After a pair of L.A. penalties, Rivers' 14-yard pass to Ekeler brought the Bolts back into field goal range. With no timeouts remaining in the half, the Chargers rushed to the line and Rivers was able to spike the ball with one second left.

Badgley capitalized on the opportunity, drilling the 49-yard attempt with time expiring in the half. At halftime, the Chargers trailed by a point, 10-9.

With 4:56 left in the third, Mahomes found Kelce in the end zone for a 23-yard touchdown. Butker's extra point made the score 24-9.

The next score of the game came when Rivers completed a 7-yard touchdown pass to Allen with 1:44 to go in the quarter.

The TD was followed by a successful 2-point conversion pass from Rivers to Hunter Henry in the back of the end zone.

In the loss, Ekeler caught eight passes for 108 yards, while Rivers threw for 353 yards and a touchdown but also had four interceptions.

Jenkins' pick of Mahomes marked just the second interception thrown by the NFL's reigning Most Valuable Player this season. Mahomes' 72.6 passer rating in the game was also the second-worst of the star's 26-game career.

	1	2	3	4	OT	Total
VISITOR:	Kansas City Chiefs	0	10	14	0	24
HOME:	Los Angeles Chargers	3	6	8	0	17

## Scoring Plays

Team	Qtr	Time	Play Description (Extra Point) (Drive Info)	Visitor	Home
Chargers	1	9:31	M.Badgley 27 yd. Field Goal (9-68, 5:29)	0	3
Chiefs	2	8:45	L.McCoy 6 yd. run (H.Butker kick) (1-6, 0:05)		7
Chargers	2	5:01	M.Badgley 26 yd. Field Goal (9-67, 3:44)		7
Chiefs	2	1:43	H.Butker 41 yd. Field Goal (9-52, 3:18)		10
Chargers	2	0:00	M.Badgley 49 yd. Field Goal (9-44, 1:43)		10
Chiefs	3	9:29	D.Williams 6 yd. run (H.Butker kick) (9-75, 5:31)		17
Chiefs	3	4:56	T.Kelce 23 yd. pass from P.Mahomes (H.Butker kick) (6-54, 3:20)		24
Chargers	3	1:44	K.Allen 7 yd. pass from P.Rivers (P.Rivers-H.Henry pass) (6-75, 3:12)		24

Paid Attendance: 76,252

Time: 3:22

11/18/2019 at Arrow Stadium

## Final Team Statistics

	Visitor Chiefs	Home Chargers
TOTAL FIRST DOWNS	18	23
By Rushing	7	6
By Passing	9	14
By Penalty	2	3
THIRD DOWN EFFICIENCY	61-140%	51-103%
FOURTH DOWN EFFICIENCY	0-0-0%	1-1-100%
TOTAL NET YARDS	310	428
Total Offensive Plays (inc. three thrown passings)	60	73
Average gain per offensive play	5.2	5.9
NET YARDS RUSHING	130	83
Total Rushing Plays	27	19
Average gain per rushing play	4.8	4.3
Yards lost for a turnover and yards	1-1	2-4
NET YARDS PASSING	180	345
Times thrown - yards lost attempting to pass	1-2	2-8
Gross yards passing	182	353
PASS ATTEMPTS-COMPLETIONS-HAND INTERCEPTED	32-19-1	52-28-4
Avg gain per pass play (inc. 4 thrown passings)	5.5	6.4
KICKOFFS Numbers by End Zone-Touchbacks	5-4-3	4-4-4
POINTS Number and Average	6-40-3	14-17
Net Blocked	0	0
Fbs - PAT's Not Blocked	0	0
Net Punting Average	40-0	40-3
TOTAL RETURN YARDAGE (Net including Kickoffs)	57	2
No. and Yards Punt Returns	2-22	2-0
No. and Yards Kickoff Returns	0-0	2-48
No. and Yards Interception Returns	4-35	1-2
PENALTIES Number and Yards	8-102	9-60
FUMBLES Number and Lost	1-0	3-0
TOUCHDOWNS	3	1
Rushing	2	0
Passing	1	1
EXTRA POINTS Made-Attempts	3-3	1-1
Kicking Made-Attempts	3-3	0-0
Passing Made-Attempts	0-0	1-1
FIELD GOALS Made-Attempts	1-1	3-4
RED ZONE EFFICIENCY	2-0-100%	1-4-20%
GOAL TO GO EFFICIENCY	1-1-100%	1-2-0%
SAFETIES	0	0
FINAL SCORE	24	17
TIME OF POSSESSION	28:58	31:02

11/18/2019 at Arrow Stadium

## Final Individual Statistics

Kansas City Chiefs										Los Angeles Chargers									
RUSHING					RUSHING					RUSHING					RUSHING				
ATT	YDS	AVG	LG	TD	ATT	YDS	AVG	LG	TD	ATT	YDS	AVG	LG	TD	ATT	YDS	AVG	LG	TD
P.Mahomes	1	59	11.8	24	0	M.Gordon	14	49	4.9	21	0								
D.Williams	19	25	1.3	6	1	A.Ekeler	5	24	4.8	16	0								
L.McCoy	7	29	4.1	8	1														
Dan.Williams	4	7	1.8	3	0														
Total	21	109	4.8	24	2	Total	19	82	4.3	21	0								
PASSING					PASSING					PASSING					PASSING				
ATT	COMP	YDS	SKYD	TD	INT	ATT	COMP	YDS	SKYD	TD	INT	ATT	COMP	YDS	SKYD	TD	INT	TD	INT
P.Mahomes	32	19	182	12	1	39	1	28	325	12.8	38	4	52	28	353	23.8	1	50	4
Total	32	19	182	12	1	39	1	28	325	12.8	38	4	52	28	353	23.8	1	50	4
PASS RECEIVING					PASS RECEIVING					PASS RECEIVING					PASS RECEIVING				
TAR	REC	YDS	AVG	LG	TD	TAR	REC	YDS	AVG	LG	TD	TAR	REC	YDS	AVG	LG	TD	TD	TD
T.Ekeler	10	7	42	11.1	31	1	A.Ekeler	12	4	108	15.5	37	0						
L.McCoy	4	4	26	13.0	16	0	A.Ekeler	12	6	71	15.8	30	1						
S.Williams	3	2	8	4.0	4	0	M.Henry	9	4	49	11.5	16	0						
M.Henry	4	2	13	4.5	9	0	M.Gordon	5	3	21	7.0	12	0						
D.Williams	3	2	8	4.0	4	0	M.Henry	4	2	36	9.0	16	0						
B.Pridge	1	1	9	9.0	9	0	V.Watson	1	1	8	8.0	8	0						
Dan.Williams	1	1	4	4.0	4	0	T.Phage	1	0	0	0.0	0	0						
T.Hill	2	0	0.0	0	0	0	A.Henry	1	0	0	0.0	0	0						
D.Holder	1	0	0.0	0	0	0	J.Williams	1	0	0	0.0	0	0						
D.Holder	1	0	0	0.0	0	0													
Total	32	19	182	12.8	31	1	Total	48	28	353	12.4	38	1						
INTERCEPTIONS					INTERCEPTIONS					INTERCEPTIONS					INTERCEPTIONS				
NO	YDS	AVG	LG	TD	NO	YDS	AVG	LG	TD	NO	YDS	AVG	LG	TD	NO	YDS	AVG	LG	TD
T.Mathieu	1	35	35.0	35	0	R.Jenkins	1	2	2.0	2	0								
D.Henry	1	0	0.0	0	0														
R.Kennan	1	0	0.0	0	0														
S.Soriano	1	0	0.0	0	0														
Total	4	35	35.0	0	0	Total	1	2	2.0	2	0								
PUNTING					PUNTING					PUNTING					PUNTING				
NO	YDS	AVG	NET	TB	NO	YDS	AVG	NET	TB	NO	YDS	AVG	NET	TB	NO	YDS	AVG	NET	TB
D.Colepitt	4	246	60.0	40.0	0	5	55	11.0	3	1	143	43.7	40.3	0	0	38			
Total	4	246	60.0	40.0	0	5	55	11.0	3	1	143	43.7	40.3	0	0	38			
PUNT RETURNS					PUNT RETURNS					PUNT RETURNS					PUNT RETURNS				
NO	YDS	AVG	FC	LG	TD	NO	YDS	AVG	FC	LG	TD	NO	YDS	AVG	FC	LG	TD	TD	TD
T.Hill	2	22	11.0	0	0	0	D.Henry	2	0	0.0	0	0							
D.Henry	1	0	0.0	0	0	0	T.Phage	0	0	0.0	0	0							
D.Henry	2	0	0.0	0	0	0	D.Henry	2	0	0.0	0	0							
Total	2	22	11.0	0	0	0	Total	2	0	0.0	0	0							
KICKOFF RETURNS					KICKOFF RETURNS					KICKOFF RETURNS					KICKOFF RETURNS				
NO	YDS	AVG	FC	LG	TD	NO	YDS	AVG	FC	LG	TD	NO	YDS	AVG	FC	LG	TD	TD	TD
D.Henry	4	0	0.0	0	0	0	D.Henry	1	19	19.0	0	19	0						
T.Phage	1	0	0.0	0	0	0	T.Phage	2	0	0.0	0	0	0						
D.Henry	2	0	0.0	0	0	0	D.Henry	2	0	0.0	0	0	0						
Total	0	0	0.0	0	0	0	Total	2	0	0.0	0	0	0						
Kansas City Chiefs										Los Angeles Chargers									
FUMBLES					FUMBLES					FUMBLES					FUMBLES				
RUN	LOST	OWN-RSC	YDS	TD	FORCED	OWN-RSC	YDS	TD	OUT-60S	RUN	LOST	OWN-RSC	YDS	TD	FORCED	OWN-RSC	YDS	TD	OUT-60S
L.McCoy	1	0	1	0	0	0	0	0	0	0	0	0	0	0	0	0	0	0	0
F.Cole	0	0	0	0	0	0	0	0	0	0	0	0	0	0	0	0	0	0	0
Total	1	0	1	0	0	0	0	0	0	0	0	0	0	0	0	0	0	0	0
Los Angeles Chargers										Los Angeles Chargers									
FUMBLES					FUMBLES					FUMBLES					FUMBLES				
RUN	LOST	OWN-RSC	YDS	TD	FORCED	OWN-RSC	YDS	TD	OUT-60S	RUN	LOST	OWN-RSC	YDS	TD	FORCED	OWN-RSC	YDS	TD	OUT-60S
D.Henry	1	0	1	0	0	0	0	0	0	0	0	0	0	0	0	0	0	0	0
P.Rivers	1	0	1	0	0	0	0	0	0	0	0	0	0	0	0	0	0	0	0
A.Ekeler	0	0	1	0	0	0	0	0	0	0	0	0	0	0	0	0	0	0	0
M.Henry	0	0	1	0	0	0	0	0	0	0	0	0	0	0	0	0	0	0	0

WEEK 13 RECAP - BRONCOS 23, CHARGERS 20

The Chargers fell to the Broncos, 23-20, Sunday in Denver. The AFC West clash was filled with drama in the final moments, ending on a field goal with time expiring by Brandon McManus.

After the Bolts' first drive ended in a punt, Drew Lock threw his first career touchdown on a one-handed 25-yard diving snag by wide receiver Courtland Sutton. The extra point gave the Broncos a 7-0 lead with 4:33 in the first quarter.

Denver then got the ball back four plays later after Philip Rivers was intercepted by defensive end Dre'Mont Jones. The Broncos turned the takeaway into points, as Lock threw a second touchdown to Sutton, a 5-yarder, with 16 seconds remaining in the quarter. McManus tacked on the point after to extend Denver's lead to 14-0.

Kicker Michael Badgley capped the possession with a 30-yard field goal to cut the Bolts' deficit to 11 points at 14-3 with 9:27 in play in the half.

After the Bolts forced the Broncos' second three-and-out of the game, Troymaine Pope muffed the punt, and Denver recovered on the Chargers' 24-yard line. The Bolts defense then limited Denver to a 31-yard field goal that increased the Broncos' lead back to 14 points, 17-3, with 5:32 in the half.

Beginning at his own 23-yard line with 52 seconds left in the half, Rivers hit a wide-open Mike Williams for a 52-yard reception, Williams' third 50-plus-yard and fifth 40-plus-yard reception of the season.

On Rivers' next pass, he floated a short pass to Ekeler that the running back ran in for a 30-yard touchdown.

It took the Chargers just three plays and 22 seconds to travel 77 yards on the drive. Badgley added the extra point to bring the Bolts within seven at 17-10.

To begin the fourth quarter, Ekeler caught an 11-yard pass, which was then followed by an 11-yard run by running back Melvin Gordon.

Two plays later, Rivers hit a wide-open Allen, who flipped into the end zone for a 36-yard touchdown with 12:18 to play in the contest.

On the Broncos' second play of their drive, Lock committed his first career turnover on a diving interception by linebacker Denzel Perryman, his first pick of the season.

Denver then took the lead, 20-17, with a 52-yarder by McManus, with 4:31 remaining on the game clock.

With fourth and inches, Lynn elected to go for a game-tying field goal, and Badgley rewarded his coach's confidence with a perfect game-tying 46-yard field goal with 14 seconds left in regulation.

On the Broncos' first play after the kickoff, the Chargers committed defensive pass interference on a deep ball, which led to a game-winning 53-yard field goal with time expiring.

		1	2	3	4	OT	Total
VISITOR:	Los Angeles Chargers	0	10	0	10	0	20
HOME:	Denver Broncos	14	3	0	6	0	23

Scoring Plays

Team	Qtr	Time	Play Description (Extra Point) (Drive Info)	Visitor	Home
Broncos	1	4:33	C.Sutton 26 yd. pass from D.Lock (B.McManus kick) (12-80, 5:55)	0	7
Broncos	1	0:16	C.Sutton 5 yd. pass from D.Lock (B.McManus kick) (6-18, 2:56)	0	14
Chargers	2	9:27	M.Badgley 30 yd. Field Goal (14-63, 5:49)	3	14
Broncos	2	5:32	B.McManus 31 yd. Field Goal (4-8, 2:07)	3	17
Chargers	2	0:30	A.Ekeler 30 yd. pass from P.Rivers (M.Badgley kick) (3-77, 0:22)	10	17
Chargers	4	12:18	K.Allen 36 yd. pass from P.Rivers (M.Badgley kick) (5-62, 2:34)	17	17
Broncos	4	4:26	B.McManus 52 yd. Field Goal (8-21, 4:48)	17	20
Chargers	4	0:14	M.Badgley 46 yd. Field Goal (8-46, 4:12)	20	20
Broncos	4	0:00	B.McManus 53 yd. Field Goal (1-37, 0:14)	20	23

Paid Attendance: 74,638

Time: 3:01

Los Angeles Chargers vs Denver Broncos  
12/1/2019 at Empower Field at Mile High  
Final Team Statistics

	Visitor Chargers	Home Broncos
TOTAL FIRST DOWNS	17	12
By Rushing	5	3
By Passing	11	8
By Penalty	1	2
THIRD DOWN EFFICIENCY	7-15-47%	7-16-47%
FOURTH DOWN EFFICIENCY	1-6-100%	0-0-0%
TOTAL NET YARDS	309	219
Total Offensive Plays (inc. times thrown passing)	61	58
Average gain per offensive play	5.0	4.1
NET YARDS RUSHING	115	84
Total Rushing Plays	29	25
Average gain per rushing play	3.9	3.4
Touchdowns by rushing and yards	46	49
NET YARDS PASSING	244	134
Times thrown - yards lost attempting to pass	3-21	0-0
Charges passing yards	285	134
PASS ATTEMPTS-COMPLETIONS-HAND INTERCEPTED	29-20-1	28-16-1
Avg gain per pass play (incl. times thrown passing)	7.6	4.8
KICKOFFS Number-In End Zone-Touchbacks	5-0-3	5-6-6
PUNTS Number and Average	4-63.3	5-45.2
Had Blocked	0	0
FGs - PATs Had Blocked	0-0	0-0
Net Punting Average	35.3	45.2
TOTAL RETURN YARDAGE (Net Including Kickoffs)	6	7
No. and Yards Punt Returns	0-0	0-0
No. and Yards Kickoff Returns	0-0	2-6
No. and Yards Interception Returns	1-0	1-0
PENALTIES Number and Yards	7-62	3-26
FUMBLE Number and Lost	1-0	0-0
TOUCHDOWNS	2	2
Rushing	0	0
Passing	2	2
EXTRA POINTS Made-Attempts	2-2	2-2
Kicking Made-Attempts	2-2	2-2
FIELD GOALS Made-Attempts	3-3	3-3
RED ZONE EFFICIENCY	0-0-0%	1-2-50%
GOAL TO GO EFFICIENCY	0-0-0%	1-1-100%
SAFETIES	0	0
FINAL SCORE	20	23
TIME OF POSSESSION	32:09	27:51

Los Angeles Chargers vs Denver Broncos  
12/1/2019 at Empower Field at Mile High  
Final Individual Statistics

Los Angeles Chargers										Denver Broncos									
RUSHING					PASSING					RUSHING					PASSING				
ATT	YDS	AVG	LG	TD	ATT	YDS	AVG	LG	TD	ATT	YDS	AVG	LG	TD	ATT	YDS	AVG	LG	TD
K.Gordon	20	99	5.0	19	0	L.Jordan	17	58	3.4	15	0	7							
A.Baker	9	76	8.4	8	0	C.Lock	3	15	5.0	8	0	0							
						B.Houston	5	11	2.2	5	0	0							
Total	29	175	6.0	19	0	Total	25	84	3.4	15	0	0							
PASSING	ATT	CMP	YDS	SKY/TO	LG	IN	TD	INT	PASSING	ATT	CMP	YDS	SKY/TO	LG	IN	TD	INT		
P.Rivers	29	20	265	37/1	2	52	1	10-2	C.Lock	28	18	138	0/0	2	33	1	8-5		
Total	29	20	265	37/1	2	52	1	10-2	Total	28	18	138	0/0	2	33	1	8-5		
PASS RECEIVING	TAR	REC	YDS	AVG	LG	TD	PASS RECEIVING	TAR	REC	YDS	AVG	LG	TD						
K.Allen	4	4	60	15.0	36	1	C.Sutton	5	4	76	19.0	33	2						
W.Williams	7	5	117	23.4	52	0	B.Freeman	4	4	13	3.3	6	0						
A.Baker	5	4	51	12.8	20	1	J.Houston	5	3	16	3.0	7	0						
M.Watson	3	2	11	5.5	6	0	R.Hendry	3	3	4	1.3	4	0						
H.Wheary	3	2	10	5.0	5	0	C.Hamilton	3	2	12	6.0	7	0						
A.Pham	2	1	8	8.0	8	0	A.Baker	1	1	11	11.0	11	0						
V.Watson	1	0	0	0.0	0	0	T.Wat	3	1	5	5.0	5	0						
							T.Patrick	2	0	0	0.0	0	0						
Total	27	20	265	13.3	52	2	Total	26	18	138	7.4	33	2						
INTERCEPTIONS	NO	YDS	AVG	LG	TD	INTERCEPTIONS	NO	YDS	AVG	LG	TD								
D.Perryman	1	0	0.0	0	0														
Total	1	0	0.0	0	0	Total	1	0	0.0	0	0								
PUNTING	NO	YDS	AVG	NET	TD	LG	PUNTING	NO	YDS	AVG	NET	TD	LG						
T.Luong	4	181	45.3	25.3	2	17	C.Watson	5	226	45.2	45.2	0	2	53					
Total	4	181	45.3	25.3	2	17	Total	5	226	45.2	45.2	0	2	53					
PUNT RETURNS	NO	YDS	AVG	PG	LG	TD	PUNT RETURNS	NO	YDS	AVG	PG	LG	TD						
T.Pope	1	0	0.0	3	0	0	C.Speucker	0	0	0.0	1	0	0						
D.Wonnel	1	0	0.0	0	0	0	(OUT OF BOUNDS)	1	0	0.0	0	0	0						
Total	1	0	0.0	3	0	0	(TOUCHBACK)	2	0	0.0	0	0	0						
							Total	0	0	0.0	1	0	0						
KICKOFF RETURNS	NO	YDS	AVG	PG	LG	TD	KICKOFF RETURNS	NO	YDS	AVG	PG	LG	TD						
	5	0	0.0	0	0	0	C.Speucker	2	36	18.0	0	30	0						
Total	5	0	0.0	0	0	0	(TOUCHBACK)	3	0	0.0	0	0	0						
							Total	2	36	18.0	0	30	0						

Los Angeles Chargers

FUMBLE	FUM	LOST	OWN-REC	YDS	TD	FORCED	OPP-REC	YDS	TD	OUT-BS
T.Pope	1	1	0	0	0	0	0	0	0	0
Total	1	1	0	0	0	0	0	0	0	0

Denver Broncos

FUMBLE	FUM	LOST	OWN-REC	YDS	TD	FORCED	OPP-REC	YDS	TD	OUT-BS
J.Jewell	0	0	0	0	0	0	1	0	0	0
Total	0	0	0	0	0	0	1	0	0	0



# WEEK 14 RECAP - CHARGERS 45, JAGUARS 10

The Chargers got back into the win column by defeating the Jaguars, 45-10, Sunday in Jacksonville.

Philip Rivers celebrated his 38th birthday by posting a career-high 154.4 passer rating with three touchdowns, Austin Ekeler recorded a career-high 213 total yards and a touchdown on 12 touches, and the L.A. offense erupted for a season-high 525 yards. The Bolts' defense was also excellent, limiting the Jags to 252 yards and 10 points.

The Jaguars opened the game with a 14-play, 7:37 drive that ended with a 26-yard field goal by kicker Josh Lambo.

On the Bolts' first drive, they advanced 79 yards on three plays in 1:37. Ekeler ran for 27 yards, then Rivers found Keenan Allen for a 45-yard gain, and Melvin Gordon finished the series with a 1-yard touchdown rush.

Michael Badgley's extra point gave the Chargers a 7-3 lead with 5:46 remaining in the first quarter.

After the Jags went three-and-out, the Bolts also failed to score on their ensuing possession.

On the sixth play of the Bolts' series, Ekeler ran for 23 yards. Two plays later, Rivers connected with Gordon for 19 yards to the Jacksonville 4-yard line. Finally, fullback Derek Watt put a bow on the drive with his first career NFL score, a 1-yard run up the middle.

The Chargers only needed 18 seconds and two plays to advance 80 yards. Badgley tacked on the extra point to increase the Bolts' lead to 21-3 with 1:34 to play until halftime.

Back on defense, the Bolts stopped the Jags for their second three-and-out of the half, on the strength of a Bosa tackle for loss on third-and-two.

On the final drive of the half, the Chargers advanced 57 yards, finishing with a 40-yard field goal by Badgley to put the Chargers in front 24-3 at halftime.

On the third offensive play of the half, Rivers hit Ekeler on a short pass that the running back sprinted 84 yards to the end zone for his 11th touchdown of the season. It was the longest pass of Rivers' 16-season career.

The Jaguars responded with a 14-play, 70-yard scoring drive that took 8:05 and ended in a touchdown pass from Gardner Minshew to tight end Nick O'Leary. Lambo's extra point cut the Jacksonville deficit to 21 points at 31:10 with 5:48 to play in the third quarter.

On the sixth play of the Chargers' drive, Rivers went deep and found wide receiver Mike Williams for his first touchdown of the season, a 44-yard pass that the 6-4 receiver laid out for in the end zone.

Quarterback Tyrod Taylor then entered for the Bolts to start the fourth, ending Rivers' impressive evening with 314 yards passing on 16-for-22. It wasn't long before Taylor threw a 14-yard touchdown pass to tight end Virgil Green, the first touchdown of the season for both the QB and the TE.

VISITOR:	Los Angeles Chargers	1	2	3	4	OT	Total
HOME:	Jacksonville Jaguars	7	17	14	7	0	45
		3	0	7	0	0	10

## Scoring Plays

Team	Qtr	Time	Play Description (Extra Point) (Drive Info)	Visitor	Home
Jaguars	1	7:23	J.Lambo 26 yd. Field Goal (14-67, 7:37)		0 3
Chargers	1	5:46	M.Gordon 1 yd. run (M.Badgley kick) (3-79, 1:37)		7 3
Chargers	2	5:18	D.Watt 1 yd. run (M.Badgley kick) (10-75, 6:11)		14 3
Chargers	2	1:34	H.Henry 30 yd. pass from P.Rivers (M.Badgley kick) (2-80, 0:18)		21 3
Chargers	2	0:03	M.Badgley 40 yd. Field Goal (8-57, 1:07)		24 3
Chargers	3	13:53	A.Ekeler 84 yd. pass from P.Rivers (M.Badgley kick) (3-84, 1:07)		31 3
Jaguars	3	5:48	N.O'Leary 12 yd. pass from G.Minshew II (J.Lambo kick) (14-70, 8:05)		31 10
Chargers	3	1:51	M.Williams 44 yd. pass from P.Rivers (M.Badgley kick) (6-73, 3:57)		38 10
Chargers	4	10:53	V.Green 14 yd. pass from T.Taylor (M.Badgley kick) (7-38, 4:01)		45 10

Los Angeles Chargers vs Jacksonville Jaguars  
12/8/2019 at TIAA Bank Field

## Final Team Statistics

Visitor	Home
Chargers	Jaguars
<b>TOTAL FIRST DOWNS</b>	27 15
By Rushing	13 6
By Passing	11 6
By Penalty	3 3
<b>THIRD DOWN EFFICIENCY</b>	6-6/75% 4-15/27%
<b>FOURTH DOWN EFFICIENCY</b>	0-0/0% 2-4/50%
<b>TOTAL NET YARDS</b>	525 252
Total Offensive Plays (inc. times thrown passing)	58 43
Average gain per offensive play	9.1 6.0
<b>NET YARDS RUSHING</b>	88 48
Total Rushing Plays	30 23
Average gain per rushing play	6.5 3.8
Tackles for a loss number and yards	0/0 2/6
<b>NET YARDS PASSING</b>	336 194
Times thrown - yards lost attempting to pass	1-10 -27
Gross yards passing	340 171
<b>PASS ATTEMPTS-COMPLETIONS-HAND INTERCEPTED</b>	27-19-0 38-25-0
Avg gain per pass play (inc. 3 thrown passing)	11.8 4.1
WDCOFFY Number for End Zone Touchdowns	8-4-4 3-1-0
<b>PUNTS Number and Average</b>	2-62.0 5-64.2
Had Blocked	0 0
<b>Fds.-PATs Had Blocked</b>	0/0 0/0
<b>Net Punting Average</b>	31.5 46.0
<b>TOTAL NET YARDAGE (Net including Kickoffs)</b>	1 1
No. and Yards Punt Returns	1 1
No. and Yards Kickoff Returns	3-61 4-74
No. and Yards Interception Returns	0/0 0/0
<b>PENALTIES Number and Yards</b>	6-65 10-101
<b>FUMBLE Number and Lost</b>	0 0
<b>TOUCHDOWNS</b>	6 1
Rushing	2 0
Passing	4 1
<b>EXTRA POINTS Made-Attempts</b>	6-6 1-1
Kicking Made-Attempts	6-6 1-1
<b>FIELD GOALS Made-Attempts</b>	1-1 0-0
<b>RED ZONE EFFICIENCY</b>	3-3/100% 1-2/67%
<b>GOAL TO GO EFFICIENCY</b>	2-2/100% 0-0/0%
<b>SAFETIES</b>	0 0
<b>FINAL SCORE</b>	45 10
<b>TIME OF POSSESSION</b>	29:23 30:37

Los Angeles Chargers vs Jacksonville Jaguars  
12/8/2019 at TIAA Bank Field

## Final Individual Statistics

Los Angeles Chargers											Jacksonville Jaguars																
RUSHING						PASSING					RUSHING						PASSING										
Player	ATT	YDS	AVG	LG	TD	Player	ATT	YDS	AVG	LG	TD	Player	ATT	YDS	AVG	LG	TD	Player	ATT	YDS	AVG	LG	TD				
A.Ekeler	8	101	12.6	25	0	L.Fuamote						15	50	3.3	11	0											
M.Gordon	12	55	4.6	17	1	G.Minshew II						4	31	5.2	8	0											
Jackson	3	25	8.3	14	0	A.Ramstead						2	7	3.5	4	0											
T.Jaylar	4	10	2.5	9	0																						
D.Watt	2	4	2.0	3	1																						
P.Rivers	1	0	0.0	0	0							23	88	3.8	11	0											
Total	30	195	6.5	25	2	Total																					
PASSES						PASSES					PASSES						PASSES										
Player	ATT	COMP	YDS	AVG	LG	TD	Player	ATT	COMP	YDS	AVG	LG	TD	Player	ATT	COMP	YDS	AVG	LG	TD	Player	ATT	COMP	YDS	AVG	LG	TD
P.Rivers	22	16	234	10.6	34	1	G.Minshew II	27	24	162	6.0	27	1	Jackson	27	24	162	6.0	27	1	D.King	27	24	162	6.0	27	1
T.Jaylar	5	3	40	8.0	14	0	L.Coke	1	1	9	9.0	9	0	L.Coke	1	1	9	9.0	9	0	L.Coke	1	1	9	9.0	9	0
Total	27	19	340	10.4	34	1	Total	28	25	171	27.1	27	1	Total	28	25	171	27.1	27	1	Total	28	25	171	27.1	27	1
PASS RECEIVING						PASS RECEIVING					PASS RECEIVING						PASS RECEIVING										
Player	TAR	REC	YDS	AVG	LG	TD	Player	TAR	REC	YDS	AVG	LG	TD	Player	TAR	REC	YDS	AVG	LG	TD	Player	TAR	REC	YDS	AVG	LG	TD
A.Allen	4	5	83	16.6	45	0	D.Clark Jr.	10	9	15	3.3	22	0	A.Allen	7	4	20	5.0	12	0	A.Allen	7	4	20	5.0	12	0
M.Gordon	5	5	29	5.8	19	0	D.Woodward	7	4	25	4.2	7	0	M.Gordon	7	4	25	4.2	7	0	M.Gordon	7	4	25	4.2	7	0
A.Ekeler	5	4	112	28.0	24	1	N.Clary	5	4	20	15.0	12	1	A.Ekeler	5	4	20	15.0	12	1	A.Ekeler	5	4	20	15.0	12	1
M.Williams	3	2	43	21.5	44	1	L.Fuamote	4	3	13	4.3	12	0	M.Williams	4	3	13	4.3	12	0	M.Williams	4	3	13	4.3	12	0
H.Henry	4	2	39	19.5	39	1	K.Cole	6	3	12	12.0	12	0	H.Henry	6	3	12	12.0	12	0	H.Henry	6	3	12	12.0	12	0
N.Gordon	1	1	14	14.0	24	1	M.Walker	1	1	9	9.0	9	0	N.Gordon	1	1	9	9.0	9	0	N.Gordon	1	1	9	9.0	9	0
J.Guyton	2	0	0	0.0	0	0	C.Costley	3	1	7	7.0	7	0	J.Guyton	3	1	7	7.0	7	0	J.Guyton	3	1	7	7.0	7	0
Total	36	19	30	17.9	54	4	Total	27	25	177	48.8	22	1	Total	37	25	177	48.8	22	1	Total	37	25	177	48.8	22	1
INTERCEPTIONS						INTERCEPTIONS					INTERCEPTIONS						INTERCEPTIONS										
Player	NO	YDS	AVG	LG	TD	Player	NO	YDS	AVG	LG	TD	Player	NO	YDS	AVG	LG	TD	Player	NO	YDS	AVG	LG	TD				
Total	0	0	0	0	0	Total	0	0	0	0	0	Total	0	0	0	0	0	Total	0	0	0	0	0				
PUNTING						PUNTING					PUNTING						PUNTING										
Player	NO	YDS	AVG	NET	TB	INT	Player	NO	YDS	AVG	NET	TB	INT	Player	NO	YDS	AVG	NET	TB	INT	Player	NO	YDS	AVG	NET	TB	INT
T.Lang	2	104	52.0	51.5	0	1	L.Coke	5	231	46.2	44.0	0	1	T.Lang	5	231	46.2	44.0	0	1	T.Lang	5	231	46.2	44.0	0	1
Total	2	104	52.0	51.5	0	1	Total	5	231	46.2	44.0	0	1	Total	5	231	46.2	44.0	0	1	Total	5	231	46.2	44.0	0	1
PUNT RETURNS						PUNT RETURNS					PUNT RETURNS						PUNT RETURNS										
Player	NO	YDS	AVG	FC	LG	TD	Player	NO	YDS	AVG	FC	LG	TD	Player	NO	YDS	AVG	FC	LG	TD	Player	NO	YDS	AVG	FC	LG	TD
D.Watt	2	1	0.5	1	1	0	M.Walker	1	5	5.0	0	5	0	D.Watt	1	5	5.0	0	5	0	D.Watt	1	5	5.0	0	5	0
(OUT OF BOUNDS)	2	0	0.0	0	0	0	D.Woodward	1	4	4.0	0	4	0	(OUT OF BOUNDS)	2	0	0.0	0	0	0	(OUT OF BOUNDS)	2	0	0.0	0	0	0
Total	2	1	0.5	1	1	0	Total	2	1	0.5	0	4	0	Total	2	1	0.5	0	4	0	Total	2	1	0.5	0	4	0
KICKOFF RETURNS						KICKOFF RETURNS					KICKOFF RETURNS						KICKOFF RETURNS										
Player	NO	YDS	AVG	FC	LG	TD	Player	NO	YDS	AVG	FC	LG	TD	Player	NO	YDS	AVG	FC	LG	TD	Player	NO	YDS	AVG	FC	LG	TD
Jackson	2	21.5	10.8	24	0	0	M.Walker	4	74	18.5	0	27	0	Jackson	4	74	18.5	0	27	0	Jackson	4	74	18.5	0	27	0
D.King	1	18	18.0	18	0	0	(TOUCHBACK)	4	0	0.0	0	0	0	D.King	4	0	0.0	0	0	0	D.King	4	0	0.0	0	0	0
Total	3	40	13.3	24	0	0	Total	4	74	18.5	0	27	0	Total	4	74	18.5	0	27	0	Total	4	74	18.5	0	27	0
Los Angeles Chargers						Los Angeles Chargers						Jacksonville Jaguars						Jacksonville Jaguars									
FUMBLES						FUMBLES					FUMBLES						FUMBLES										
Player	FUM	LOST	OWN-REC	YDS	TD	Player	FUM	LOST	OWN-REC	YDS	TD	Player	FUM	LOST	OWN-REC	YDS	TD	Player	FUM	LOST	OWN-REC	YDS	TD				
D.King	1	0	0	0	0	D.King	1	0	0	0	0	0	D.King	1	0	0	0	0	D.King	1	0	0	0	0			
P.Rivers	1	0	0	0	0	P.Rivers	1	0	0	0	0	0	P.Rivers	1	0	0	0	0	P.Rivers	1	0	0	0	0			
H.Henry	0	0	0	0	0	H.Henry	0	0	0	0	0	0	H.Henry	0	0	0	0	0	H.Henry	0	0	0	0	0			
Total	2	0	0	0	0	Total	2	0	0	0	0	Total	2	0	0	0	0	Total	2	0	0	0	0				
Jacksonville Jaguars						Jacksonville Jaguars					Jacksonville Jaguars						Jacksonville Jaguars										
FUMBLES						FUMBLES					FUMBLES						FUMBLES										
Player	FUM	LOST	OWN-REC	YDS	TD	Player	FUM	LOST	OWN-REC	YDS	TD	Player	FUM	LOST	OWN-REC	YDS	TD	Player	FUM	LOST	OWN-REC	YDS	TD				
Total	0	0	0	0	0	Total	0	0	0	0	0	Total	0	0	0	0	0	Total	0	0	0	0	0				

## WEEK 15 RECAP - VIKINGS 39, CHARGERS 10

The Chargers lost to the Minnesota Vikings, 39-10, Sunday at home.

The Vikings opened the scoring with a touchdown on the first drive, a 1-yard pass from Kirk Cousins to tight end Irv Smith Jr. After Dan Bailey missed the extra point, the Vikings led 6-0 with 9:10 left in the first quarter.

On the ensuing Bolts drive, Philip Rivers found Mike Williams twice for 58 total yards, leading to a successful 41-yard field goal by Michael Badgley.

The Chargers then forced a punt, taking over at their own 4-yard line, but Melvin Gordon fumbled on the second offensive play of the series. The Vikings recovered the fumble on the Bolts' 11, but the Chargers held them to a field-goal attempt. To begin the second quarter, Bailey converted the 26-yarder to bring the Vikings' advantage to 9-3.

The Bolts responded with a ten-play, 75-yard drive that culminated in a 2-yard touchdown lob from Rivers to Williams.

On third-and-seven on L.A.'s 26, Chargers safety Jaylen Watkins broke up a pass from Cousins to Smith in the end zone to prevent a touchdown. Bailey then converted a 44-yard field goal to give the Vikings back the lead, 12-10, with 4:17 remaining in the second quarter.

The Bolts advanced to the Vikings' 26 before Danielle Hunter strip-sacked Rivers and Ifeadi Odenigbo picked up the ball and ran it 56 yards into the end zone. Bailey's extra point made it a 19-10 Vikings lead.

On the first play of the second half, Gordon fumbled after catching a short pass, with Hunter recovering for the Vikings. The L.A. defense limited Minnesota to three points on the series, however, on a successful 38-yarder by Bailey. The Vikings led 22-10 with 12:37 left in the third quarter.

Directly after a 46-yard pass from Cousins to wide receiver Stefan Diggs, running back Mike Boone rushed up the middle for an 8-yard touchdown. Bailey's extra point handed the Vikes a 32-10 advantage with 10:25 left in the contest.

On the first play of the Chargers' drive, Henry fumbled after catching a Rivers pass, and the Vikings recovered. After the Bolts' fifth turnover of the game, it took the Vikings three plays to score again, Boone's second touchdown of the game, a 2-yard run. Minnesota now led, 39-10, with 8:45 to play.

In the loss, wide receiver Keenan Allen eclipsed the 1,000-yard mark on the season, his third-straight year doing so. He led the Bolts in receiving on the day with 99 yards on nine receptions.

Rivers also reached a milestone, recording his seventh consecutive season of at least 4,000 yards passing, accumulating 307 yards passing and a touchdown while throwing three interceptions and losing a fumble.

VISITOR:	Minnesota Vikings
HOME:	Los Angeles Chargers

## Scoring Plays

Team	Qtr	Time	Play Description (Extra Point) (Drive Info)	Visitor	Home
Vikings	1	9:10	I.Smith 1 yd. pass from K.Cousins (kick failed, hrn) (10-75, 5:50)	6	0
Chargers	1	4:35	M.Badgley 41 yd. Field Goal (10-62, 4:35)		6 3
Vikings	2	14:57	D.Bailey 26 yd. Field Goal (4-4, 1:29)		9 3
Chargers	2	8:42	M.Williams 2 yd. pass from P.Rivers (M.Badgley kick) (10-75, 6:15)		9 10
Vikings	2	4:17	D.Bailey 44 yd. Field Goal (10-49, 4:25)		12 10
Vikings	2	0:07	I.Odenigbo 56 yd. fumble return (D.Bailey kick)		19 10
Vikings	3	12:37	D.Bailey 38 yd. Field Goal (4-6, 2:12)		22 10
Vikings	3	7:06	D.Bailey 27 yd. Field Goal (7-32, 4:03)		25 10
Vikings	4	10:25	M.Boone 8 yd. run (D.Bailey kick) (7-85, 4:30)		32 10
Vikings	4	8:45	M.Boone 2 yd. run (D.Bailey kick) (3-10, 1:32)		39 10
Paid Attendance: 25,446					
Time: 2:59					

Minnesota Vikings vs Los Angeles Chargers  
12/15/2019 at Dignity Health Sports Park  
Final Team Statistics

Team	Qtr	Time	Play Description (Extra Point) (Drive Info)	Visitor	Home
Vikings	1	9:10	I.Smith 1 yd. pass from K.Cousins (kick failed, hrn) (10-75, 5:50)	6	0
Chargers	1	4:35	M.Badgley 41 yd. Field Goal (10-62, 4:35)		6 3
Vikings	2	14:57	D.Bailey 26 yd. Field Goal (4-4, 1:29)		9 3
Chargers	2	8:42	M.Williams 2 yd. pass from P.Rivers (M.Badgley kick) (10-75, 6:15)		9 10
Vikings	2	4:17	D.Bailey 44 yd. Field Goal (10-49, 4:25)		12 10
Vikings	2	0:07	I.Odenigbo 56 yd. fumble return (D.Bailey kick)		19 10
Vikings	3	12:37	D.Bailey 38 yd. Field Goal (4-6, 2:12)		22 10
Vikings	3	7:06	D.Bailey 27 yd. Field Goal (7-32, 4:03)		25 10
Vikings	4	10:25	M.Boone 8 yd. run (D.Bailey kick) (7-85, 4:30)		32 10
Vikings	4	8:45	M.Boone 2 yd. run (D.Bailey kick) (3-10, 1:32)		39 10
Paid Attendance: 25,446					
Time: 2:59					

Minnesota Vikings vs Los Angeles Chargers  
12/15/2019 at Dignity Health Sports Park  
Final Individual Statistics

Team	Qtr	Time	Play Description (Extra Point) (Drive Info)	Visitor	Home
Vikings	1	9:10	I.Smith 1 yd. pass from K.Cousins (kick failed, hrn) (10-75, 5:50)	6	0
Chargers	1	4:35	M.Badgley 41 yd. Field Goal (10-62, 4:35)		6 3
Vikings	2	14:57	D.Bailey 26 yd. Field Goal (4-4, 1:29)		9 3
Chargers	2	8:42	M.Williams 2 yd. pass from P.Rivers (M.Badgley kick) (10-75, 6:15)		9 10
Vikings	2	4:17	D.Bailey 44 yd. Field Goal (10-49, 4:25)		12 10
Vikings	2	0:07	I.Odenigbo 56 yd. fumble return (D.Bailey kick)		19 10
Vikings	3	12:37	D.Bailey 38 yd. Field Goal (4-6, 2:12)		22 10
Vikings	3	7:06	D.Bailey 27 yd. Field Goal (7-32, 4:03)		25 10
Vikings	4	10:25	M.Boone 8 yd. run (D.Bailey kick) (7-85, 4:30)		32 10
Vikings	4	8:45	M.Boone 2 yd. run (D.Bailey kick) (3-10, 1:32)		39 10
Paid Attendance: 25,446					
Time: 2:59					

# WEEK 16 RECAP - RAIDERS 24, CHARGERS 17

The Chargers lost to the Raiders, 24-17, in their home finale despite two touchdowns from running back Melvin Gordon.

After the Chargers went three-and-out on their opening drive, the Raiders struck first on a 56-yard touchdown pass from Derek Carr to wide receiver Hunter Renfrow. After Daniel Carlson's extra point, Oakland led 7-0 with 10:57 remaining in the first quarter.

In the final minute of the quarter, the Bolts recorded their first first down of the game on a five-yard run to the right by running back Austin Ekeler.

Ingram recorded another sack on the Raiders' next series, giving him 1.5 for the game and 49.0 in his career.

On the next Oakland possession, defensive end Joey Bosa tallied the Bolts' third sack of the game with 6:05 to play in the half, forcing a punt.

With 1:57 left in the half, Gordon capped an eight-play, 78-yard drive with a 1-yard touchdown run.

The Raiders stormed back with an 11-play, 75-yard drive that took just 1:46 and culminated in a 3-yard Carr touchdown scramble. Carlson's PAT allowed Oakland to reclaim a seven-point lead, 14-7.

To begin the second half, the Raiders put together a long scoring drive. The 75-yard series took 8:49 off the clock and gave the Silver and Black a 21-7 lead. DeAndre Washington scored the touchdown on a 5-yard rush to the left.

On fourth and two at the Raiders' 46-yard-line, the Bolts went for it, picking up 10 yards on a sweep to Gordon. Two plays later, Rivers found Keenan Allen for an 18-yard play that advanced the Chargers to the Oakland 1.

Gordon scored his second TD of the game on the next play, and Badgley followed with an extra point.

That cut the deficit back to seven points, 21-14, with 1:04 remaining in the third quarter.

The drive spanned 10 plays, 83 yards and 5:07.

On the Raiders' next series, Carlson made it a two-possession game by drilling a 48-yard field goal with 8:33 left in the contest.

Los Angeles crept within a touchdown, 24-17, after Badgley converted a 27-yarder with 1:29 in the game.

Chargers kicker Ty Long's onside kick attempt was recovered by the Raiders, who ended the game with a 13-yard run by Washington.

VISITOR:	Oakland Raiders	7	7	7	3	0	24
HOME:	Los Angeles Chargers	0	7	7	3	0	17

## Scoring Plays

Team	Qtr	Time	Play Description (Extra Point) (Drive Info)	Visitor	Home
Raiders	1	10:57	H.Renfrow 56 yd. pass from D.Carr (D.Carlson kick) (4-71, 1:48)	7	0
Chargers	2	1:54	M.Gordon 1 yd. run (M.Badgley kick) (8-78, 3:58)	7	7
Raiders	2	0:08	D.Carr 3 yd. run (D.Carlson kick) (11-75, 1:46)	14	7
Raiders	3	6:11	D.Washington 5 yd. run (D.Carlson kick) (13-75, 8:49)	21	7
Chargers	3	1:04	M.Gordon 1 yd. run (M.Badgley kick) (10-83, 5:07)	21	14
Raiders	4	8:28	D.Carlson 48 yd. Field Goal (12-48, 7:36)	24	14
Chargers	4	1:29	M.Badgley 27 yd. Field Goal (13-81, 2:03)	24	17

Time: 3:01

Oakland Raiders vs Los Angeles Chargers  
12/21/2015 at Dignity Health Sports Park

## Final Team Statistics

	Visitor Raiders	Home Chargers
TOTAL FIRST DOWNS	19	21
By Rushing	7	4
By Passing	12	13
By Penalty	0	4
THIRD DOWN EFFICIENCY	7-14(50%)	3-11(27%)
FOURTH DOWN EFFICIENCY	1-1(100%)	1-1(100%)
TOTAL NET YARDS	366	284
Total Offensive Plays (Inc. Screen thrown passing)	62	56
Average gain per offensive play	5.9	5.1
NET YARDS RUSHING	99	19
Total Rushing Plays	29	16
Average gain per rushing play	3.4	1.2
Tackles for a loss number and yards	2-3	4-8
NET YARDS PASSING	267	265
Times thrown - yards lost attempting to pass	3-24	1-14
Gross yards passing	291	279
PASS ATTEMPTS-COMPLETIONS-HAND INTERCEPTED	30-26-0	39-27-0
Avg gain per pass play (Inc. CI thrown passing)	8.1	6.6
KICKOFFS Number by End Zone-Touchbacks	5-32	4-31
PUNTS Number and Average	5-51.8	5-42.5
Had Blocked	0	0
Fbs - PATs Had Blocked	0	0
Net Punting Average	43.6	40.7
NET RETURN YARDAGE (Not including Kickoffs)	41	21
No. and Yards Punt Returns	4-41	2-31
No. and Yards Kickoff Returns	2-61	3-73
No. and Yards Interception Returns	0-0	0-0
PENALTIES Number and Yards	5-47	2-15
FUMBLES Number and Lost	0-0	0-0
TOUCHDOWNS	3	2
Rushing	2	1
Passing	1	0
EXTRA POINTS Made-Attempts	3-3	2-2
Kicking Made-Attempts	3-3	2-2
FIELD GOALS Made-Attempts	1-1	1-1
RED ZONE EFFICIENCY	2-5(100%)	2-3(67%)
GOAL TO GO EFFICIENCY	1-1(100%)	2-3(67%)
SAFETIES	0	0
FINAL SCORE	24	17
TIME OF POSSESSION	32:24	26:36

Oakland Raiders vs Los Angeles Chargers  
12/22/2015 at Dignity Health Sports Park

## Final Individual Statistics

Oakland Raiders													Los Angeles Chargers												
RUSHING													RUSHING												
	ATT	YDS	AVG	LG	TD	LG	IN	LG	IN	LG	IN	RT		ATT	YDS	AVG	LG	TD	LG	IN	LG	IN	RT		
D.Washington	23	85	3.7	13	1	M.Gordon	9	15	1.7	10	2		D.Washington	9	15	1.7	10	2							
J.Richard	5	11	2.2	5	0	A.Eliel	4	11	2.8	5	0		J.Richard	4	11	2.8	5	0							
D.Carr	1	3	3.0	3	0	T.Taylor	2	2	1.0	1	0		D.Carr	2	2	1.0	1	0							
						A.Allen	1	1	1.0	1	0														
Total	29	99	3.4	13	2	Total	16	19	1.2	10	2		Total	16	19	1.2	10	2							
PASSING													PASSING												
	ATT	CMP	YDS	SKY	TD	LG	IN	LG	IN	LG	IN	RT		ATT	CMP	YDS	SKY	TD	LG	IN	LG	IN	RT		
D.Carr	30	26	291	32	1	56	0	118.2	P.Rivers	39	27	279	114	0	23	0	89.6								
Total	30	26	291	32	1	56	0	118.2	Total	39	27	279	114	0	23	0	89.6								
PASS RECEIVING													PASS RECEIVING												
	TAR	REC	YDS	LG	IN	LG	IN	LG	IN	LG	IN	RT		TAR	REC	YDS	LG	IN	LG	IN	LG	IN	RT		
H.Renfrow	9	7	107	15.3	56	1	M.Gordon	7	6	32	5.3	9	0	H.Renfrow	7	6	32	5.3	9	0					
T.Williams	4	4	62	20.5	43	0	K.Allen	10	5	71	14.2	20	0	T.Williams	10	5	71	14.2	20	0					
D.Walker	4	4	37	9.3	20	0	A.Eliel	6	5	58	11.6	17	0	D.Walker	6	5	58	11.6	17	0					
J.Richard	4	4	18	4.5	10	0	K.Henry	7	5	45	9.0	17	0	J.Richard	7	5	45	9.0	17	0					
Z.Jones	3	3	14	4.7	7	0	M.Williams	4	3	51	17.0	23	0	Z.Jones	4	3	51	17.0	23	0					
D.Washington	3	2	21	10.5	13	0	A.Robertson	2	2	18	9.0	10	0	D.Washington	2	2	18	9.0	10	0					
D.Carr	2	2	12	6.0	4	0	V.Green	1	1	4	4.0	4	0	D.Carr	1	1	4	4.0	4	0					
Total	29	26	291	11.2	56	1	Total	37	27	279	10.3	23	0	Total	37	27	279	10.3	23	0					
INTERCEPTIONS													INTERCEPTIONS												
	NO	YDS	AVG	LG	TD	NO	YDS	AVG	LG	TD				NO	YDS	AVG	LG	TD							
Total	0	0	0	0	0	Total	0	0	0	0				0	0	0	0	0							
PUNTING													PUNTING												
	NO	YDS	AVG	NET	TB	IN20	LG	IN20	LG	IN20	LG	RT		NO	YDS	AVG	NET	TB	IN20	LG	IN20	LG	RT		
A.Cole	5	259	51.8	42.6	1	3	74	1	King	4	285	42.5	40.7	0	2	57									
Total	5	259	51.8	42.6	1	3	74	1	Total	4	285	42.5	40.7	0	2	57									
PUNT RETURNS													PUNT RETURNS												
	NO	YDS	AVG	FC	LG	TD	PUNT RETURNS	NO	YDS	AVG	FC	LG	TD		NO	YDS	AVG	FC	LG	TD					
M.Heston	2	22	11.0	1	13	0	D.King	2	21	10.5	1	11	0												
J.Richard	1	8	8.0	1	8	0	(TOUCHBACK)	1	0	0.0	0	0	0												
Total	4	41	10.3	2	13	0	Total	3	21	7.0	1	11	0												
KICKOFF RETURNS													KICKOFF RETURNS												
	NO	YDS	AVG	FC	LG	TD	KICKOFF RETURNS	NO	YDS	AVG	FC	LG	TD		NO	YDS	AVG	FC	LG	TD					
K.Nixon	2	51	25.5	0	26	0	D.King	2	39	19.5	0	20	0												
(TOUCHBACK)	1	0	0.0	0	0	0	(TOUCHBACK)	1	34	34.0	0	34	0												
Total	2	51	25.5	0	26	0	Total	3	73	24.3	0	34	0												

## Oakland Raiders

FUMBLES	FUM	LOST	OWN-REC	YDS	TD	FORCED	OPP-REC	YDS	TD	OUT-BDS
Total	0	0	0	0	0	0	0	0	0	0

## Los Angeles Chargers

FUMBLES	FUM	LOST	OWN-REC	YDS	TD	FORCED	OPP-REC	YDS	TD	OUT-BDS
Total	0	0	0	0	0	0	0	0	0	0

COMMUNITY

FRONT OFFICE

VETERANS

DRAFT PICKS  
& FREE AGENTS

2019 IN  
REVIEW

RECORDS  
& HISTORY

GENERAL  
INFORMATION

## GENERAL INFORMATION

Allen also had multiple milestones of his own. He reached 104 catches on the season, the most single-season receptions by a Charger in franchise history.

Final Individual Statistics


Los Angeles Chargers												Kansas City Chiefs																		
RUSHING		ATT	YDS	AVG	LG	TD	RUSHING		ATT	YDS	AVG	LG	TD	RUSHING		ATT	YDS	AVG	LG	TD										
M.Gordon		14	46	3.3	19	0	D.Williams		12	124	10.3	84	2	M.Gordon		10	40	4.0	20	0										
A.Decker		9	40	4.4	20	0	P.Holmes		7	21	3.0	11	0	A.Decker		7	21	3.0	11	0										
J.Jackson		1	11	11.0	11	0	C.Thompson		4	17	4.3	6	0	J.Jackson		4	17	4.3	6	0										
P.Rivers		1	5	5.0	5	0								P.Rivers		1	5	5.0	5	0										
		25	108	4.3	22	1	Total		23	162	7.0	18	0			25	108	4.3	22	1										
PASSING		ATT	CMP	YDS	SKTD	TD	LG	INT	PASSING	ATT	CMP	YDS	SKTD	TD	LG	INT	PASSING	ATT	CMP	YDS	SKTD	TD	LG	INT						
P.Rivers		46	31	281	3/23	2	23	0	P.Holmes	25	16	134	0/5	4	1	13	1	P.Rivers		46	31	281	3/23	2	23	0				
		46	31	281	3/23	2	23	0	Total	25	16	134	0/5	4	1	13	1			46	31	281	3/23	2	23	0				
PASS RECEIVING		TAR	REC	YDS	AVG	LG	TD	PASS RECEIVING	TAR	REC	YDS	AVG	LG	TD	PASS RECEIVING	TAR	REC	YDS	AVG	LG	TD	PASS RECEIVING	TAR	REC	YDS	AVG	LG	TD		
M.Gordon		10	6	81	8.1	13	0	D.Williams	5	4	15.3	4.7	14	0	M.Gordon		10	6	81	8.1	13	0	M.Gordon		10	6	81	8.1	13	0
A.Decker		11	9	43	4.8	14	0	D.Williams	7	4	30	7.5	13	0	A.Decker		11	9	43	4.8	14	0	A.Decker		11	9	43	4.8	14	0
M.Gordon		6	5	36	12.7	23	0	C.Frazier	5	3	24	8.0	11	0	M.Gordon		6	5	36	12.7	23	0	M.Gordon		6	5	36	12.7	23	0
A.Decker		7	4	42	8.4	19	0	M.Gordon	1	1	30	30.0	30	0	A.Decker		7	4	42	8.4	19	0	A.Decker		7	4	42	8.4	19	0
S.Williams		5	3	19.0	22	0	C.Frazier	1	1	24	24.0	24	1	S.Williams		5	3	19.0	22	0	C.Frazier	1	1	24	24.0	24	1			
A.Holmes		3	0	0.0	0	0	S.Williams	2	1	8	8.0	8	0	A.Holmes		3	0	0.0	0	0	S.Williams	2	1	8	8.0	8	0			
P.Rivers		1	0	0.0	0	0	C.Frazier	2	1	1	1.0	1	0	P.Rivers		1	0	0.0	0	0	C.Frazier	2	1	1	1.0	1	0			
M.Gordon		1	0	0.0	0	0	C.Thompson	4	4	45.0	4	0	0	M.Gordon		1	0	0.0	0	0	C.Thompson	4	4	45.0	4	0	0			
		44	31	281	9/1	23	2	Total	25	16	134	10.9	47	1			44	31	281	9/1	23	2	Total	25	16	134	10.9	47	1	
INTERCEPTIONS		NO	YDS	AVG	LG	TD	INTERCEPTIONS		NO	YDS	AVG	LG	TD	INTERCEPTIONS		NO	YDS	AVG	LG	TD										
M.Davis		1	15	15.0	15	0	C.Sorenson		1	6	6.0	6	0	M.Davis		1	15	15.0	15	0										
		1	15	15.0	15	0	T.Mathieu		1	0	0.0	0	0			1	15	15.0	15	0										
Total		1	15	15.0	15	0	Total		2					Total		1	15	15.0	15	0										
PUNTING		NO	YDS	AVG	NET	LG	TD	NO	YDS	AVG	NET	LG	TD	PUNTING		NO	YDS	AVG	NET	LG	TD									
T.Lang		3	134	44.7	37.7	0	2	C.Pontus		2	103	51.5	41.5	1	T.Lang		3	134	44.7	37.7	0	2								
		3	134	44.7	37.7	0	2	Total		2	103	51.5	41.5	1			3	134	44.7	37.7	0	2								
PUNT RETURNS		NO	YDS	AVG	FC	LG	TD	PUNT RETURNS	NO	YDS	AVG	FC	LG	TD	PUNT RETURNS		NO	YDS	AVG	FC	LG	TD								
[DOWNED]		1	0	0.0	0	0	0	M.Hardman		3	21	7.0	0	15	0	[DOWNED]		1	0	0.0	0	0	0							
[PUNTD-BACK]		1	0	0.0	0	0	0	C.Sorenson		0	0	0.0	0	0	[PUNTD-BACK]		1	0	0.0	0	0	0								
		0	0	0.0	0	0	0	Total		3	21	7.0	0	15	0			0	0	0.0	0	0	0							
KICKOFF RETURNS <th>NO</th> <th>YDS</th> <th>AVG</th> <th>FC</th> <th>LG</th> <th>TD</th> <th>KICKOFF RETURNS</th> <th>NO</th> <th>YDS</th> <th>AVG</th> <th>FC</th> <th>LG</th> <th>TD</th> <th colspan="2">KICKOFF RETURNS</th> <th>NO</th> <th>YDS</th> <th>AVG</th> <th>FC</th> <th>LG</th> <th>TD</th>		NO	YDS	AVG	FC	LG	TD	KICKOFF RETURNS	NO	YDS	AVG	FC	LG	TD	KICKOFF RETURNS		NO	YDS	AVG	FC	LG	TD								
J.Jackson		3	44	21.3	0	28	0	M.Hardman	2	117	58.5	0	104	1	J.Jackson		3	44	21.3	0	28	0								
T.Phage		1	22	22.0	0	22	0	M.Hardman	2	0	0.0	0	0	0	T.Phage		1	22	22.0	0	22	0								
D.King		1	13	13.0	0	13	0							D.King		1	13	13.0	0	13	0									
[PUNTD-BACK]		1	0	0.0	0	0	0	Total		2	117	58.5	0	104	1	[PUNTD-BACK]		1	0	0.0	0	0	0							
		5	99	19.8	0	28	0	Total	2	117	58.5	0	104	1			5	99	19.8	0	28	0								
Los Angeles Chargers																														
FUMBLES		FUM	LOST	OWN-REC	YDS	TD	FORCED	OPP-REC	YDS	TD	OUT-BDS																			
Total		0	0	0	0	0	0	0	0	0	0																			
Kansas City Chiefs																														
FUMBLES		FUM	LOST	OWN-REC	YDS	TD	FORCED	OPP-REC	YDS	TD	OUT-BDS																			
Total		0	0	0	0	0	0	0	0	0	0																			

# BOLT UP



**KEENAN ALLEN**

**#13 ⚡ WR**



## RECORDS

# INDIVIDUAL RECORDS

## POINTS

### Most, Career

- 1,076 John Carney, 1990-00  
918 LaDainian Tomlinson, 2001-09  
889 Nate Kaeding, 2004-12

### Most, Season

- 186 LaDainian Tomlinson, 2006  
146 Nate Kaeding, 2009  
144 Nick Novak, 2013

### Most, Season, Rookie

- 114 Nate Kaeding, 2004  
106 Josh Lambo, 2015  
Dennis Pardee, 1968  
94 Herb Travenio, 1965

### Most, Game

- 30 Kellen Winslow at Oakland Nov. 22, 1981  
24 (9x) Last: D. Woodhead vs. Miami Dec. 20, 2015  
19 Greg Davis at Oakland Oct. 5, 1997

## TOUCHDOWNS

### Most Seasons Leading League

- 3 Lance Alworth, 1964, 1965, 1966  
1 LaDainian Tomlinson, 2006

### Most, Career

- 153 LaDainian Tomlinson, 2001-09  
116 Antonio Gates, 2003-18  
83 Lance Alworth, 1962-70

### Most, Season

- 31 LaDainian Tomlinson, 2006  
20 LaDainian Tomlinson, 2005  
19 Chuck Muncie, 1981

### Most, Game

- 5 Kellen Winslow at Oakland Nov. 22, 1981  
4 (9x) Last: D. Woodhead vs. Miami Dec. 20, 2015  
3 (44x) Last: A. Ekeler vs. Ind. Sept. 8, 2019

### Most Consecutive Games

- 18 LaDainian Tomlinson, 2004-05  
10 LaDainian Tomlinson, 2006  
9 Antonio Gates, 2009-10  
Natrone Means, 1993-94  
Lance Alworth, 1963

## POINTS AFTER TOUCHDOWN

### Most, Career

- 349 Nate Kaeding, 2004-12  
328 Rolf Benirschke, 1977-86  
293 John Carney, 1990-00

### Most, Season

- 58 Nate Kaeding, 2006  
55 Rolf Benirschke, 1981  
54 Nate Kaeding, 2004

### Most, Game

- 7 (6x) Last: N. Kaeding vs. Den. Dec. 28, 2008  
6 (30x) Last: M. Badgley at Jax. Dec. 8, 2019  
5 (53x) Last: M. Badgley at Clev. Oct. 15, 2018

### Most Consecutive

- 250 Nate Kaeding, 2004-09  
128 Nick Novak, 2011-14  
87 Rolf Benirschke, 1983-86

### Most Attempts, Career

- 352 Rolf Benirschke, 1977-86  
351 Nate Kaeding, 2004-12  
298 John Carney, 1990-00

### Most Attempts, Season

- 61 Rolf Benirschke, 1981  
58 Nate Kaeding, 2006  
55 Nate Kaeding, 2004  
Bob Thomas, 1985

### Most Attempts, Game

- 8 Rolf Benirschke at Oakland Nov. 22, 1981  
7 (6x) Last: N. Kaeding vs. Den. Dec. 28, 2008  
6 (38x) Last: M. Badgley at Jax. Dec. 8, 2019

## TWO-POINT CONVERSIONS

### Most, Career

- 3 Ronnie Harmon, 1990-95  
2 Ladarius Green, 2012-15  
Legeduo Naanee, 2007-10  
Dave Kocourek, 1960-65  
Antonio Gates, 2003-18  
Melvin Gordon, 2015-18

### Most, Season

- 3 Ronnie Harmon, 1994  
2 Melvin Gordon, 2018  
Antonio Gates, 2018

- 1 (29x) Last: Hunter Henry vs. Chiefs Nov. 18, 2019

### Most, Game

- 2 Ladarius Green vs. Oakland Oct. 25, 2015  
1 (32x) Last: Hunter Henry vs. Chiefs Nov. 18, 2019

## FIELD GOALS

### Most, Career

- 261 John Carney, 1990-00  
180 Nate Kaeding, 2004-12  
146 Rolf Benirschke, 1977-86

### Most, Season

- 34 Nick Novak, 2013  
John Carney, 1994  
32 Nate Kaeding, 2009  
31 John Carney, 1993, 1999

### Most, Game

- 6 (3x) Last: G. Davis at Oakland Oct. 5, 1997  
5 (11x) Last: N. Kaeding at Oak. Sept. 10, 2012  
4 (35x) Last: M. Badgley vs. GB Nov. 3, 2019

### Most, Game, No Misses

- 6 (3x) Last: G. Davis at Oakland Oct. 5, 1997  
5 (10x) Last: N. Kaeding at Oak. Sept. 10, 2012  
4 (25x) Last: M. Badgley vs. GB Nov. 3, 2019

### Highest Percentage, Career (min. 100 att.)

- .870 Nate Kaeding, 2004-12 (180 of 207)  
.846 Nick Novak, 2011-14, 17 (110 of 130)  
.816 John Carney, 1990-00 (261 of 320)

### Highest Percentage, Season (min. 14 att.)

- .938 Michael Badgley, 2018 (15 of 16)  
.919 Nick Novak, 2013 (34 of 37)  
.914 Nate Kaeding, 2009 (32 of 35)

### Most Consecutive

- 32 Nick Novak, 2013-14  
29 John Carney, 1992-93  
22 Nate Kaeding, 2009-10

### Most Attempts, Career

- 320 John Carney, 1990-00  
208 Rolf Benirschke, 1977-86  
207 Nate Kaeding, 2004-12

### Most Attempts, Season

- 40 John Carney, 1993  
38 John Carney, 1994  
37 Nick Novak, 2013

### Most Attempts, Game

- 7 Dick Van Raaphorst at N.Y. Jets Oct. 8, 1966  
6 (6x) Last: Steve Christie vs. Den. Dec. 1, 2002  
5 (25x) Last: N. Novak vs. Buffalo Nov. 19, 2017

### Longest

- 59 Michael Badgley vs. Cincinnati Dec. 9, 2018  
57 Nate Kaeding at Tampa Bay Dec. 2, 2008  
55 Nate Kaeding vs. Kansas City Nov. 29, 2009

## RUSHING YARDS

### Most Seasons Leading League

- 2 LaDainian Tomlinson, 2006, 2007  
1 Dick Post, 1968  
Paul Lowe, 1965

### Most, Career

- 12,490 LaDainian Tomlinson, 2001-09  
4,972 Paul Lowe, 1960-68  
4,297 Marion Butts, 1989-93

### Most, Season

- 1,815 LaDainian Tomlinson, 2006  
1,683 LaDainian Tomlinson, 2002  
1,645 LaDainian Tomlinson, 2003

### Most, Game

- 243 LaDainian Tomlinson vs. Oakl. Dec. 28, 2003  
220 LaDainian Tomlinson vs. Denver Dec. 1, 2002  
217 LaDainian Tomlinson vs. N.E. Sept. 29, 2002  
Gary Anderson vs. Kansas City Dec. 18, 1988

### Longest Run

- 87f Melvin Gordon at New England Oct. 29, 2017  
Paul Lowe at Dallas Sept. 10, 1961  
86f Keith Lincoln at Oakland, Sept. 30, 1962  
85f L. Tomlinson vs. Kansas City Dec. 17, 2006

## RUSHING TOUCHDOWNS

### Most Seasons Leading League

- 3 LaDainian Tomlinson, 2004, 2006, 2007

### Most, Career

- 138 LaDainian Tomlinson, 2001-09  
43 Chuck Muncie, 1980-84  
38 Paul Lowe, 1960-67

## Most, Season

- 28 LaDainian Tomlinson, 2006  
19 Chuck Muncie, 1981  
18 LaDainian Tomlinson, 2005

### Most, Game

- 4 LaDainian Tomlinson vs. Oak., Oct. 14, 2007  
L. Tomlinson at Cincinnati, Nov. 12, 2006  
L. Tomlinson at San Francisco, Oct. 15, 2006  
Chuck Muncie vs. Denver, Nov. 29, 1981  
Clarence Williams vs. Buffalo, Sept. 16, 1979  
3 (22x), Last: M. Gordon at Clev. Oct. 15, 2018  
2 (116x), Last: M. Gordon vs. Oak. Dec. 22, 2019

## RUSHING AVERAGE

### Highest, Career (minimum 500 att.)

- 4.90 Paul Lowe, 1960-68  
4.71 Keith Lincoln, 1961-66, 68  
4.43 Dick Post, 1967-70

### Highest, Season (minimum 100 att.)

- 6.45 Keith Lincoln, 1963  
6.29 Paul Lowe, 1960  
5.71 Paul Lowe, 1963

### Highest, Game (minimum 10 att.)

- 14.7 Michael Turner at Denver Oct. 7, 2007  
13.8 Keith Lincoln at Oakland Sept. 30, 1962  
12.7 Keith Lincoln at Kansas City Oct. 2, 1963

## RUSHING ATTEMPTS

### Most Seasons Leading League

- 1 Paul Lowe, 1965

### Most, Career

- 2,880 LaDainian Tomlinson, 2001-09  
1,059 Melvin Gordon, 2015-19  
1,031 Marion Butts, 1989-93

### Most, Season

- 372 LaDainian Tomlinson, 2002  
348 LaDainian Tomlinson, 2006  
343 Natrone Means, 1994

### Most, Game

- 39 LaDainian Tomlinson at Oakland Oct. 20, 2002  
Marion Butts at Kansas City Dec. 17, 1989  
37 (3x) Last: L. Tomlinson at Oak. Nov. 21, 2004  
36 L. Tomlinson vs. Washington, Sept. 9, 2001  
Gary Brown at Oakland, Oct. 5, 1997

## PASS ATTEMPTS

### Most Seasons Leading League

- 1 Philip Rivers, 2015

### Most, Career

- 7,591 Philip Rivers, 2004-19  
5,604 Dan Fouts, 1973-87  
3,640 John Hadl, 1962-72

### Most, Season

- 661 Philip Rivers, 2015  
609 Dan Fouts, 1981  
591 Philip Rivers, 2019

### Most, Game

- 65 Philip Rivers at Green Bay Oct. 18, 2015  
58 Philip Rivers vs. Oakland Oct. 25, 2015  
Mark Herrmann at Kansas City Dec. 22, 1985  
56 Dan Fouts vs. Miami Nov. 18 1984 (OT)

## PASS COMPLETIONS

### Most Seasons Leading League

- 1 Philip Rivers, 2015

### Most, Career

- 4,908 Philip Rivers, 2004-19  
3,297 Dan Fouts, 1973-1987  
1,824 John Hadl, 1962-1972

### Most, Season

- 437 Philip Rivers, 2015  
390 Philip Rivers, 2019  
379 Philip Rivers, 2014

### Most, Game

- 43 Philip Rivers at Green Bay Oct. 18, 2015  
38 Philip Rivers vs. Oakland Oct. 25, 2015  
37 Mark Herrmann at Kansas City Dec. 22, 1985  
Dan Fouts vs. Miami Nov. 18, 1984 (OT)

### Most Consecutive

- 25 Philip Rivers vs. Arizona Nov. 25, 2018  
22 Philip Rivers vs. Detroit Sept. 13, 2015 and at Cincinnati Sept. 20, 2015  
20 Philip Rivers vs. Detroit Sept. 13, 2015



## COMPLETION PERCENTAGE

## Most Seasons Leading League

1 Philip Rivers, 2013

## Highest, Career (minimum 500 att.)

.647 Philip Rivers, 2004-19

.622 Drew Brees, 2001-05

.588 Dan Fouts, 1973-87

## Highest, Season (minimum 140 att.)

.695 Philip Rivers, 2013

.683 Philip Rivers, 2018

.665 Philip Rivers, 2014

## Highest, Game (minimum 20 att.)

.966 Philip Rivers vs. Ariz. Nov. 25, 2018 (28 of 29)

.900 Philip Rivers vs. K.C. Nov. 1, 2012 (18 of 20)

.880 Drew Brees vs. Oak. Oct. 31, 2004 (22 of 25)

## PASSING YARDS

## Most Seasons Leading League

4 Dan Fouts, 1979, 1980, 1981, 1982

3 John Hadl, 1965, 1968, 1971

1 Philip Rivers, 2010

## Most, Career

59,271 Philip Rivers, 2004-19

43,040 Dan Fouts, 1973-87

26,938 John Hadl, 1962-72

## Most, Season

4,802 Dan Fouts, 1981

4,792 Philip Rivers, 2015

4,715 Dan Fouts, 1980

## Most, Game

503 Philip Rivers at Green Bay Oct. 18, 2015

455 Philip Rivers at Seattle Sept. 26, 2010

444 Dan Fouts at San Francisco Dec. 11, 1982

Dan Fouts vs. New York Giants Oct. 19, 1980

## Most Games 300 Yards or More, Career

70 Philip Rivers, 2004-19

51 Dan Fouts, 1973-87

16 John Hadl, 1962-72

## Most Games 300 Yards or More, Season

8 Philip Rivers, 2015, 2019

Dan Fouts, 1980

7 Dan Fouts, 1981, 1985

6 Philip Rivers, 2017, 2016, 2012, 2011, 2010

Dan Fouts, 1979

## Most Consecutive Games, 300 Yards or More

5 Philip Rivers, 2015

4 Dan Fouts, 1980-81, 1979

3 Philip Rivers, 2017, 2016, 2010-11

Dan Fouts, 1985, 1980

John Hadl, 1967

## Most Games 400 Yards or More, Career

11 Philip Rivers, 2004-18

6 Dan Fouts, 1973-87

1 Jim Harbaugh, 1999-00

## Longest Completion

99t Stan Humphries at Seattle Sept. 18, 1994

91t Jack Kemp at Denver Nov. 12, 1961

88t Ed Luther vs. Chicago Dec. 3, 1984

## TOUCHDOWN PASSES

## Most Seasons Leading League

2 John Hadl, 1968, 1971

Dan Fouts, 1981, 1982

## 1 Philip Rivers, 2008 (tied with Drew Brees)

## Most, Career

397 Philip Rivers, 2004-19

254 Dan Fouts, 1973-87

201 John Hadl, 1962-72

## Most, Season

34 Philip Rivers, 2008

33 Philip Rivers, 2016

Dan Fouts, 1981

32 Philip Rivers, 2013, 2018

## Most, Game

6 Dan Fouts at Oakland Nov. 22, 1981

5 (4x), Last: Drew Brees vs. Oak. Oct. 31, 2004

4 (28x), Last: Philip Rivers at Oak. Oct. 9, 2016

## Most Consecutive Games

28 Philip Rivers, 2012-14

27 Philip Rivers, 2017-18

23 Philip Rivers, 2009-10

## INTERCEPTIONS THROWN

## Most Seasons Leading League

1 Philip Rivers, 2016

John Hadl, 1968

## Most, Career

242 Dan Fouts, 1973-87

211 John Hadl, 1962-72

198 Philip Rivers, 2004-19

## Most, Season

32 John Hadl, 1968

26 John Hadl, 1972

25 John Hadl, 1971

Jack Kemp, 1960

## Most, Game

6 Ed Luther vs. Washington Oct. 31, 1983

John Hadl vs. Kansas City Dec. 8, 1968

5 (9x), Last: C. Wheelahan at Sea. Dec. 13, 1998

4 (33x), Last: Philip Rivers vs. K.C. Nov. 18, 2019

## Fewest, Season (minimum 150 att.)

3 Ed Luther, 1984 (151 att.)

4 Doug Flutie, 2003 (167 att.)

John Friesz, 1993 (238 att.)

6 Stan Humphries, 1997 (225 att.)

## Most Consecutive Attempts, None Intercepted

194 Drew Brees, Oct. 17-Dec. 5, 2004

170 Philip Rivers, Nov. 27-Dec. 24, 2011

168 Dan Fouts, Sept. 27-Oct. 25, 1981

## Lowest Percentage, Season (minimum 150 att.)

.017 John Friesz, 1993

Philip Rivers, 2017

.018 Drew Brees, 2004

.019 Philip Rivers, 2009

## PASSER RATING

## Most Seasons Leading League

1 Philip Rivers, 2008

## Highest, Career (minimum 500 att.)

95.1 Philip Rivers, 2004-19

84.9 Drew Brees, 2001-05

80.2 Dan Fouts, 1973-87

## Highest, Season (minimum 300 att.)

105.5 Philip Rivers, 2013, 2008, 2018

104.8 Drew Brees, 2004

## Highest, Game (minimum 20 att.)

157.1 Dan Fouts at Cleveland Sept. 7, 1981

154.4 Philip Rivers at Jacksonville Dec. 8, 2019

153.1 Drew Brees vs. Oakland Oct. 31, 2004

## RECEIVING YARDS

## Most Seasons Leading League

3 Lance Alworth, 1965, 1966, 1969

## Most, Career

11,841 Antonio Gates, 2003-18

9,584 Lance Alworth, 1962-70

9,203 Charlie Joiner, 1976-86

## Most, Season

1,602 Lance Alworth, 1965

1,393 Keenan Allen, 2017

1,383 Lance Alworth, 1966

## Most, Game

260 Wes Chandler vs. Cincinnati Dec. 20, 1982

243 Wes Chandler vs. Seattle Sept. 15, 1985

232 Lance Alworth at Kansas City Oct. 20, 1963

## Average per Catch, Career (minimum 250 rec.)

19.4 Lance Alworth, 1962-70

18.6 Gary Garrison, 1966-76

17.5 Vincent Jackson, 2005-11

## Average per Catch, Season (minimum 35 rec.)

23.2 Lance Alworth, 1965

22.9 Gary Garrison, 1970

21.2 Gary Garrison, 1968, 1971

## Longest Reception

99t Tony Martin at Seattle Sept. 18, 1994

91t Keith Lincoln at Denver Nov. 12, 1961

88t Bobby Duckworth at Chicago Dec. 3, 1984

## RECEPTIONS

## Most Seasons Leading League

3 Lance Alworth, 1966, 1968, 1969

2 Kellen Winslow, 1980, 1981

## Most, Career

955 Antonio Gates, 2003-18

586 Charlie Joiner, 1976-86

541 Kellen Winslow, 1979-87

## Most, Season

104 Keenan Allen, 2019

102 Keenan Allen, 2017

100 LaDainian Tomlinson, 2003

## Most, Game

15 Austin Ekeler vs. Denver Oct. 6, 2019

Keenan Allen vs. Detroit Sept. 13, 2015

Kellen Winslow at Green Bay Oct. 7, 1984

14 Keenan Allen at Pittsburgh Dec. 2, 2018

Keenan Allen at Green Bay Oct. 18, 2015

David Boston at Jacksonville Oct. 5, 2003

Kellen Winslow vs. Kansas City Dec. 11, 1983

13 (7x), Last: K.Allen vs. Houston Sept. 22, 2019

## Most Consecutive Games With a Catch

96 Lance Alworth, 1962-69

80 Antonio Gates, 2003-08

78 Charlie Joiner, 1978-84

## RECEIVING TOUCHDOWNS

## Most Seasons Leading League

3 Lance Alworth, 1964, 1965, 1966

## Most, Career

116 Antonio Gates, 2003-18

81 Lance Alworth, 1962-70

58 Gary Garrison, 1966-76

## Most, Season

14 Tony Martin, 1996

Lance Alworth, 1965

13 (5x), Last: Antonio Gates, 2004

12 Antonio Gates, 2014

Gary Garrison, 1970

## Most, Game

5 K. Winslow at Oakland Nov. 22, 1981

4 Lance Alworth at Denver Dec. 1, 1968

3 (14x) Last: D.Woodhead vs. Mia. Dec. 20, 2015

## Most Consecutive Games

9 Antonio Gates, 2009-10

Lance Alworth, 1963

6 John Jefferson, 1980

Lance Alworth, 1964, 1967

5 Lance Alworth, 1965-66

Keenan Allen, 2018

## SCRIMMAGE YARDS

## Most, Career

16,445 LaDainian Tomlinson, 2001-09

11,841 Antonio Gates, 2003-18

9,721 Lance Alworth, 1962-70

## Most, Season

2,370 LaDainian Tomlinson, 2003

2,323 LaDainian Tomlinson, 2006

2,172 LaDainian Tomlinson, 2002

## Most, Game

271 LaDainian Tomlinson vs. Denver Dec. 1, 2002

261 Melvin Gordon vs. Tennessee Nov. 6, 2016

260 LaDainian Tomlinson vs. Oakland Dec. 28, 2003

Wes Chandler vs. Cincinnati Dec. 20, 1982

## INTERCEPTIONS BY

## Most Seasons Leading League

1 Casey Hayward, 2016

Antonio Cromartie, 2007

## Most, Career

42 Gill Byrd, 1983-92

29 Dick Harris, 1960-65

26 Rodney Harrison, 1994-02

## Most, Season

9 Antonio Cromartie, 2007

9 Charlie McNeil, 1961

8 (4x) Last: Ryan McNeil, 2001

## Most, Game

3 A. Cromartie vs. Indianapolis Nov. 11, 2007

Dwayne Harper vs. Oakland Nov. 27, 1995

Pete Shaw at Cincinnati Nov. 2, 1980

Clarence Duren at Miami Oct. 30, 1977

Chris Fletcher at Denver Nov. 30, 1975

Joe Beauchamp vs. Denver Sept. 24, 1972

Leslie Duncan at Oakland Sept. 25, 1966

Bud Whitehead at Buffalo Oct. 10, 1965

Dick Harris at Buffalo Nov. 17, 1963

Charlie McNeil vs. Houston Sept. 24, 1961

C. McNeil vs. New York Titans Dec. 18, 1960

(85x) Last: D. King at Browns Oct. 15, 2018

## Most Consecutive Games

5 Charlie McNeil, 1961

4 (4x) Last: Greg Jackson, 1998

3 (18x) Last: Stephen Cooper, 2008

## INTERCEPTION RETURN YARDS

## Most Seasons Leading League

1 Charlie McNeil, 1961

## Most, Career

546 Gill Byrd, 1983-92

502 Charlie McNeil, 1960-64

477 Kenny Graham, 1964-69

## Most, Season

349 Charlie McNeil, 1961

224 Stanley Richard, 1994

166 Vencie Glenn, 1987

COMMUNITY	<b>Most, Game</b> 177 Charlie McNeil vs. Houston, Sept. 24, 1961 106 Woodrow Lowe vs. Pittsburgh, Nov. 18, 1979 103 Vencie Glenn vs. Denver, Nov. 29, 1987 <b>Longest Return</b> 103t Vencie Glenn vs. Denver, Nov. 29, 1987 102t Donald Frank at L.A. Raiders, Oct. 31, 1993 100t Leslie Duncan vs. Kansas City, Oct. 15, 1967	56.7 Darren Bennett at Denver Oct. 6, 1996	<b>PUNT RETURN YARDS</b> <b>Most Seasons Leading League</b> 1 Leslie "Speedy" Duncan, 1965 <b>Most, Career</b> 2,388 Mike Fuller, 1975-80 1,651 Leslie "Speedy" Duncan, 1964-70 1,407 Darrien Gordon, 1983-96 <b>Most, Season</b> 537 Darrien Gordon, 1996 489 Eric Metcalf, 1997 475 Darrien Gordon, 1994 <b>Most, Game</b> 168 Eric Metcalf at Cincinnati Nov. 2, 1997 136 Mike Fuller at Buffalo Nov. 21, 1976 133 Andre Coleman at Phil. Sept. 17, 1995 <b>Longest Return</b> 95t L. Duncan vs. New York Jets, Nov. 24, 1968 90t Darrien Gordon at L.A. Raiders, Sept. 25, 1994 88t A. Coleman at Philadelphia, Sept. 17, 1995 Mike Fuller at New Orleans, Oct. 9, 1977	<b>Longest Return</b> 105t Richard Goodman at Oakland Jan. 1, 2012 103t Darren Sproles at Denver Sept. 14, 2008 Keith Lincoln vs. N.Y. Titans Sept. 16, 1962 99t Micheal Spurlock vs. Oakland Dec. 30, 2012
	<b>INTERCEPTION RETURN TOUCHDOWNS</b> <b>Most, Career</b> 5 Kenny Graham, 1964-69 Dick Harris, 1960-65 4 Woodrow Lowe, 1976-86 3 Eric Weddle, 2007-15 Joe Beauchamp, 1966-75 <b>Most, Season</b> 3 Dick Harris, 1961 2 (9x) Last: Demorrio Williams, 2012 1 (74x) Last: Desmond King, 2018 <b>Most, Game</b> 1 (95x) Last: Desmond King at Seattle Nov. 4, 2018	<b>SACKS</b> <b>Most Seasons Leading League</b> 1 Shawnee Merriman, 2006 <b>Most, Career</b> 105.5 Leslie O'Neal, 1986-95 69.5 Shaun Phillips, 2004-12 67.0 Gary Johnson, 1975-84 <b>Most, Season</b> 17.5 Gary Johnson, 1980 17.0 S. Merriman, 2006 Leslie O'Neal, 1992 Steve DeLong, 1969 15.5 Fred Dean, 1978 <b>Most, Game (since 1982)</b> 5 Leslie O'Neal vs. Dallas Nov. 16, 1986 4 (5x) Last: A. Barnes vs. Balt. Dec. 18, 2011 3.5 (3x) Last: Kendall Reyes at N.Y.J. Dec. 23, 2012	<b>PUNT RETURN AVERAGE</b> <b>Most Seasons Leading League</b> 2 Leslie "Speedy" Duncan, 1965, 1966 <b>Highest, Career (minimum 50 ret.)</b> 13.7 Darrien Gordon, 1993-96 12.0 Leslie "Speedy" Duncan, 1964-70 11.3 Mike Fuller, 1975-80 <b>Highest, Season (minimum 20 ret.)</b> 15.5 Leslie "Speedy" Duncan, 1965 14.9 Darrien Gordon, 1996 13.8 Desmond King, 2018 13.2 (4x), Last: Darrien Gordon, 1994 <b>PUNT RETURN TOUCHDOWNS</b> <b>Most, Career</b> 4 Leslie "Speedy" Duncan, 1964-70 3 Eric Metcalf, 1997 Darrien Gordon, 1993-96 2 (5x) Last: Desmond King, 2017-19 <b>Most, Season</b> 3 Eric Metcalf, 1997 2 (3x) Last: Darrien Gordon, 1994 1 (19x) Last: Desmond King, 2019 <b>Most, Game</b> 2 Eric Metcalf at Cincinnati, Nov. 2, 1997 1 (25x) Last: D. King vs. Denver, Oct. 6, 2019	<b>KICKOFF RETURN AVERAGE</b> <b>Highest, Career (minimum 75 ret.)</b> 25.3 Leslie "Speedy" Duncan, 1964-70 25.1 Darren Sproles, 2005-10 24.2 Ronney Jenkins, 2000-02 <b>Highest, Season (minimum 10 ret.)</b> 29.7 Antonio Cromartie, 2006 28.4 Keith Lincoln, 1962 28.0 Leslie "Speedy" Duncan, 1969 <b>KICKOFF RETURN TOUCHDOWNS</b> <b>Most, Career</b> 4 Andre Coleman, 1994-96 3 Ronney Jenkins, 2000-02 2 Darren Sproles, 2005-08 Anthony Miller, 1988-93 <b>Most, Season</b> 2 (3x) Last: Ronney Jenkins, 2001 1 (13x) Last: Micheal Spurlock, 2012 <b>Most, Game</b> 1 (19x) Last: M. Spurlock vs. Oak. Dec. 30, 2012
	<b>FRONT OFFICE</b>	<b>PUNTS</b> 771 Darren Bennett, 1995-03 756 Mike Scifres, 2003-15 519 Dennis ParTEE, 1968-75 <b>Most, Season</b> 95 Darren Bennett, 1998 92 Darren Bennett, 2000 89 Darren Bennett, 1997, 1999 <b>Most, Game</b> 11 (5x), Last: D. Bennett at Oak. Oct. 11, 1998 10 (10x) Last: D. Kaser at Jax Nov. 12, 2017 9 (14x), Last: D. Kaser at NYJ Dec. 24, 2017	<b>PUNTS</b> 771 Darren Bennett, 1995-03 756 Mike Scifres, 2003-15 519 Dennis ParTEE, 1968-75 <b>Most, Season</b> 95 Darren Bennett, 1998 92 Darren Bennett, 2000 89 Darren Bennett, 1997, 1999 <b>Most, Game</b> 11 (5x), Last: D. Bennett at Oak. Oct. 11, 1998 10 (10x) Last: D. Kaser at Jax Nov. 12, 2017 9 (14x), Last: D. Kaser at NYJ Dec. 24, 2017	<b>PUNT RETURNS</b> <b>Most Seasons Leading League</b> 1 Leslie Duncan, 1965 <b>Most, Career</b> 212 Mike Fuller, 1975-80 138 Leslie "Speedy" Duncan, 1964-70 124 Lionel James, 1984-88 <b>Most, Season</b> 46 Mike Fuller, 1979 45 Eric Metcalf, 1997 39 Mike Fuller, 1978 <b>Most, Game</b> 8 (4x) Last: Leon Johnson at Det. Dec. 7, 2003 7 (4x) Last: Mike Fuller at Hou. Dec. 17, 1978 6 (9x) Last: J. Herndon vs. Miami Dec. 20, 2015 <b>Most Fair Catches, Season</b> 25 Travis Benjamin, 2017 24 Kenny Graham, 1969 19 Chris Penn, 1999 Darrien Gordon, 1994 <b>Most Fair Catches, Game</b> 6 Phil McConkey at Kansas City Dec. 17, 1989 5 Jeff Graham at Oakland Sept. 3, 2000 Kenny Graham vs. Cincinnati Oct. 4, 1969 Travis Benjamin vs. Denver Oct. 22, 2017
<b>VETERANS</b>	<b>PUNT YARDS</b> <b>Most, Career</b> 34,152 Mike Scifres, 2003-15 33,776 Darren Bennett, 1995-03 21,417 Dennis ParTEE, 1968-75 <b>Most, Season</b> 4,248 Darren Bennett, 2000 4,174 Darren Bennett, 1998 3,972 Darren Bennett, 1997 <b>Most, Game</b> 522 Darren Bennett at Oakland Oct. 11, 1998 493 Mike Scifres at Denver Nov. 18, 2012 492 Dennis ParTEE at Kansas City Nov. 10, 1974 <b>Longest Punt</b> 62 Paul Maguire vs. Dallas Nov. 19, 1961 73 Dennis ParTEE at Denver Oct. 17, 1971 72 Mike Scifres at Buffalo, Sept. 21, 2014	<b>PUNT YARDS</b> <b>Most, Career</b> 34,152 Mike Scifres, 2003-15 33,776 Darren Bennett, 1995-03 21,417 Dennis ParTEE, 1968-75 <b>Most, Season</b> 4,248 Darren Bennett, 2000 4,174 Darren Bennett, 1998 3,972 Darren Bennett, 1997 <b>Most, Game</b> 522 Darren Bennett at Oakland Oct. 11, 1998 493 Mike Scifres at Denver Nov. 18, 2012 492 Dennis ParTEE at Kansas City Nov. 10, 1974 <b>Longest Punt</b> 62 Paul Maguire vs. Dallas Nov. 19, 1961 73 Dennis ParTEE at Denver Oct. 17, 1971 72 Mike Scifres at Buffalo, Sept. 21, 2014	<b>PUNT RETURNS</b> <b>Most Seasons Leading League</b> 1 Leslie Duncan, 1965 <b>Most, Career</b> 212 Mike Fuller, 1975-80 138 Leslie "Speedy" Duncan, 1964-70 124 Lionel James, 1984-88 <b>Most, Season</b> 46 Mike Fuller, 1979 45 Eric Metcalf, 1997 39 Mike Fuller, 1978 <b>Most, Game</b> 8 (4x) Last: Leon Johnson at Det. Dec. 7, 2003 7 (4x) Last: Mike Fuller at Hou. Dec. 17, 1978 6 (9x) Last: J. Herndon vs. Miami Dec. 20, 2015 <b>Most Fair Catches, Season</b> 25 Travis Benjamin, 2017 24 Kenny Graham, 1969 19 Chris Penn, 1999 Darrien Gordon, 1994 <b>Most Fair Catches, Game</b> 6 Phil McConkey at Kansas City Dec. 17, 1989 5 Jeff Graham at Oakland Sept. 3, 2000 Kenny Graham vs. Cincinnati Oct. 4, 1969 Travis Benjamin vs. Denver Oct. 22, 2017	<b>COMBINED KICKOFF AND PUNT RETURN YARDS</b> <b>Most, Career</b> 7,404 Darren Sproles, 2005-10 5,037 Leslie "Speedy" Duncan, 1964-70 4,240 Andre Coleman, 1994-96 <b>Most, Season</b> 1,737 Andre Coleman, 1995 1,636 Darren Sproles, 2005 1,625 Darren Sproles, 2008
<b>DRAFT PICKS &amp; FREE AGENTS</b>	<b>PUNTING AVERAGE</b> <b>Highest, Career (minimum 100 att.)</b> 47.4 Drew Kaser, 2016-18 45.2 Mike Scifres, 2003-15 43.8 Darren Bennett, 1995-03 42.9 Ralf Mojsiejenko, 1985-88 <b>Highest, Season (minimum 50 att.)</b> 48.3 Mike Scifres, 2012 48.1 Drew Kaser, 2017 46.7 Mike Scifres, 2010 46.3 Drew Kaser, 2016 <b>Highest, Game (minimum 4 att.)</b> 59.5 Mike Scifres at St. Louis Oct. 17, 2010 Darren Bennett at Pittsburgh Oct. 1, 1995 57.0 Drew Kaser at Denver Oct. 30, 2016 Mike Scifres vs. Kansas City Oct. 19, 2014 Darren Bennett at Kansas City Sept. 17, 2000	<b>PUNTING AVERAGE</b> <b>Highest, Career (minimum 100 att.)</b> 47.4 Drew Kaser, 2016-18 45.2 Mike Scifres, 2003-15 43.8 Darren Bennett, 1995-03 42.9 Ralf Mojsiejenko, 1985-88 <b>Highest, Season (minimum 50 att.)</b> 48.3 Mike Scifres, 2012 48.1 Drew Kaser, 2017 46.7 Mike Scifres, 2010 46.3 Drew Kaser, 2016 <b>Highest, Game (minimum 4 att.)</b> 59.5 Mike Scifres at St. Louis Oct. 17, 2010 Darren Bennett at Pittsburgh Oct. 1, 1995 57.0 Drew Kaser at Denver Oct. 30, 2016 Mike Scifres vs. Kansas City Oct. 19, 2014 Darren Bennett at Kansas City Sept. 17, 2000	<b>KICKOFF RETURN YARDS</b> <b>Most, Career</b> 6,469 Darren Sproles, 2005-10 3,997 Ronney Jenkins, 2000-02 3,914 Andre Coleman, 1994-96 <b>Most, Season</b> 1,541 Ronney Jenkins, 2001 1,531 Ronney Jenkins, 2000 1,528 Darren Sproles, 2005 <b>Most, Game</b> 250 Ronney Jenkins, at Oakland Nov. 18, 2001 221 Ronney Jenkins vs. N.O. Sept. 10, 2000 215 Richard Goodman at Oakland Jan. 1, 2012	<b>COMBINED KICKOFF AND PUNT RETURNS</b> <b>Most, Career</b> 372 Darren Sproles, 2005-10 289 Mike Fuller, 1975-80 272 Leslie "Speedy" Duncan, 1964-70 <b>Most, Season</b> 90 Andre Coleman, 1995 81 Darren Sproles, 2005 80 Darren Sproles, 2009
<b>2019 IN REVIEW</b>	<b>INDIVIDUAL RECORDS</b>	<b>INDIVIDUAL RECORDS</b>	<b>INDIVIDUAL RECORDS</b>	<b>INDIVIDUAL RECORDS</b>
<b>GENERAL INFORMATION</b>	<b>GENERAL INFORMATION</b>	<b>GENERAL INFORMATION</b>	<b>GENERAL INFORMATION</b>	<b>GENERAL INFORMATION</b>

— 250 —

# TEAM RECORDS

## GAMES WON

<b>Most, Season</b>
14 2006
13 2009
12 1961, 1979, 2004, 2018
<b>Fewest, Season</b>
1 2000
2 1973, 1975
4 1962, 1972, 1986, 1991, 1997, 2003, 2015

### Most Consecutive

15 Nov. 27, 1960-Dec. 3, 1961
11 Oct. 25, 2009-Jan. 3, 2010
Oct. 29, 2006-Sept. 9, 2007
8 (4x) Last: Oct. 24-Dec. 19, 2004

### Most Consecutive at Home

10 Nov. 5, 1978-Nov. 25, 1979
9 Sept. 17, 2006-Sept. 9, 2007
Nov. 27, 1960-Dec. 9, 1961
8 Oct. 4, 1992-Sept. 19, 1993

### Most Consecutive on Road

11 Oct. 2, 1960-Nov. 12, 1961
6 Oct. 25, 2009-Dec. 25, 2009
Nov. 4, 1979-Sept. 28, 1980
Oct. 14, 2018-Dec. 30, 2018
5 Jan. 2, 1994-Oct. 16, 1994

### Most Consecutive at Start of Season

11 1961
6 1994
4 1966, 1980, 2002

## GAMES LOST

<b>Most, Season</b>
15 2000
12 1975, 1986, 1991, 1997, 2003, 2015
11 1973, 1998, 2001, 2016, 2019
<b>Fewest, Season</b>
2 1961, 1965, 2006
3 2009, 1963, 1982 <sup>1</sup>
4 1960, 1979, 2004

### Most Consecutive

11 Sept. 3, 2000-Nov. 19, 2000
Sept. 21, 1975-Nov. 30, 1975
9 Dec. 8, 2002-Oct. 5, 2003
Nov. 4, 2001-Dec. 30, 2001
Dec. 4, 2016-Oct. 1, 2017
8 (5x) Last: Dec. 4, 2016-Sept. 24, 2017

### Most Consecutive at Home

7 Nov. 13, 2016-Oct. 1, 2017
6 (3x) Last: Nov. 13, 2016-Sept. 24, 2017
5 (6x) Last: Nov. 13, 2016-Sept. 17, 2017

### Most Consecutive on Road

11 Oct. 6, 1985-Oct. 26, 1986
8 (3x) Last: Sept. 3, 2000-Dec. 17, 2000
7 Nov. 10, 2002-Oct. 5, 2003
Sept. 20, 1998-Dec. 27, 1998

### Most Consecutive on Road Without Victory (Ties incl.)

14 Nov. 22, 1970-Nov. 19, 1972
--------------------------------

## POINTS

<b>Most, Season</b>
492 2006
478 1981
467 1985

### Most, Game

58 vs. Denver, Dec. 22, 1963
55 at Oakland, Nov. 22, 1981
vs. Denver, Oct. 20, 1968
54 vs. Buffalo, Nov. 19, 2017

### Most Game, Both Teams

98 vs. Pittsburgh, Dec. 8, 1985
93 vs. N.Y. Titans, Dec. 18, 1960
90 at Cincinnati, Nov. 12, 2006

### Most, Half

37 Nov. 19, 2017 vs. Buffalo (first half)
42 Nov. 12, 2006 at Cincinnati (second half)
41 Nov. 5, 1961 vs. N.Y. Titans (second half)

### Most, Quarter

28 vs. Arizona Nov. 25, 2018 (second quarter)
at Kansas City Nov. 15, 1964 (second quarter)
vs. N.Y. Titans Nov. 5, 1961 (third quarter)
vs. Houston Sept. 24, 1961 (second quarter)

## Most, Quarter, Both Teams

38 at Denver Sept. 14, 2008 (second quarter)
at Kansas City Oct. 19, 1986 (second quarter)

at Denver Oct. 6, 1963 (second quarter)
at Boston Oct. 7, 1961 (second quarter)

### Fewest, Season

188 1973
189 1975
212 1974

### Fewest, Game

0 (28x) Last: at Miami Nov. 2, 2014
-------------------------------------

### Most Consecutive Games Not Shutout

240 Nov. 7, 1999-Nov. 2, 2014
121 Sept. 7, 1962-Nov. 2, 1969

## TOUCHDOWNS

<b>Most, Season</b>
61 1981
60 1985
59 2006

### Most, Game

8 vs. Pittsburgh Dec. 8, 1985
at Oakland Nov. 22, 1981
7 (8x) Last: vs. Denver Dec. 28, 2008
6 (37x) Last: at Jacksonville Dec. 8, 2019

### Fewest, Season

22 1973, 1975
23 1998
25 1977, 1999

## POINTS AFTER TOUCHDOWN

<b>Most, Season</b>
58 2006
55 1981
54 2004

### Most, Game

7 (7x) Last: vs. Denver Dec. 28, 2008
6 (30x) Last: at Jacksonville Dec. 8, 2019
5 (52x) Last: at Cleveland Oct. 15, 2018

### Fewest, Season

19 1973, 1998
20 1975
21 1977

## TWO-POINT CONVERSIONS

<b>Most, Season</b>
6 2018
3 1994

2 1962, 1963, 1968, 1998, 2003, 2008, 2010, 2015
--

### Most, Game - (since 1994)

2 (2x) Last: Antonio Gates and Melvin Gordon vs. K.C. Sept. 9, 2018
1 (19x) Last: H. Henry vs. Kansas City Nov. 18, 2019

### Most Attempts, Season

8 2018
7 1994
5 2008
4 1995, 1998, 2000

### Most Attempts, Game - (since 1994)

3 (2x) Last: vs. Kansas City Sept. 9, 2018
2 (5x) Last: vs. Kansas City Sept. 9, 2018
1 (39x) Last: vs. Kansas City Nov. 18, 2019

## FIELD GOALS

<b>Most, Season</b>
34 1994, 2013
32 2009
31 1993, 1999

### Most, Game

6 (3x) Last: at Oakland Oct. 5, 1997
5 (11x) Last: at Oakland Sept. 10, 2012
4 (36x) Last: vs. Green Bay Nov. 3, 2019

### Most Attempts, Season

43 2001
40 1993
38 1994

### Most Attempts, Game

7 at N.Y. Jets Oct. 8, 1966
6 (6x) Last: vs. Buffalo Nov. 19, 2017
5 (27x) Last: vs. Green Bay, Nov. 3, 2019

## Most, Game, Both Teams

9 vs. Kansas City Sept. 29, 1996
8 at Indianapolis Nov. 3, 1996
vs. New England Nov. 9, 1975
7 (15x) Last: at Atlanta Oct. 23, 2016

### Most Attempts, Game, Both Teams

10 (4x) Last: vs. Seattle Dec. 12, 1999
9 (3x) Last: vs. Denver Dec. 1, 2002
8 (22x) Last: at Atlanta Oct. 23, 2016

### Fewest Made, Season

6 1974
10 1976
12 1964, 1970, 1973, 1975
<b>Fewest Attempts, Season</b>
16 1974
19 1970
20 1962, 1976, 1988, 2003

## FIRST DOWNS

### Most, Season

380 1985
379 1981
374 1984

### Most, Game

35 at Kansas City Oct. 19, 1986
34 vs. Miami Nov. 18, 1984 (OT)
vs. Cincinnati Dec. 20, 1982
33 at Philadelphia Sept. 15, 2013
vs. Oakland Oct. 31, 2004

### Most, Game, Both Teams

62 vs. Seattle Sept. 15, 1985
58 vs. Seattle Dec. 29, 2002 (OT)
at Cincinnati Sept. 22, 1985
vs. Miami Nov. 18, 1984 (OT)
57 at New England, Sept. 18, 2011
at San Francisco Dec. 11, 1982

### Fewest, Season

198 1973, 1975
208 1961
217 1962

### Fewest, Game

3 at Denver Nov. 30, 1975
5 at Denver Nov. 16, 2003
vs. Oakland Oct. 5, 1970
6 vs. Pittsburgh Dec. 24, 2000
at Seattle Nov. 22, 1987

### Most by Rushing, Season

137 2006
131 2004
127 1965, 1981

### Most by Rushing, Game

19 vs. Oakland Nov. 27, 1960
18 vs. Houston Oct. 3, 1965
17 (3x) Last: vs. Denver, Dec. 28, 2008

### Fewest by Rushing, Game

0 vs. Oakland Dec. 5, 2010
at Oakland Nov. 14, 1999
1 (17x) Last: at Indianapolis Sept. 25, 2016
2 (51x) Last: at Chicago Oct. 27, 2019

### Most by Passing, Season

259 1985
244 1980
240 1984

### Most by Passing, Game

27 vs. Seattle Sept. 15, 1985
26 at Green Bay Oct. 18, 2015
23 vs. Cincinnati Dec. 20, 1982
vs. N.Y. Giants Oct. 19, 1980

### Fewest by Passing, Season

89 1975
93 1973
110 1961

### Fewest by Passing, Game

0 at Kansas City Sept. 20, 1998
1 at Denver Nov. 30, 1975 (OT)
2 (3x) Last: at Denver Nov. 16, 2003

### Most by Penalty, Season

39 (twice) 2013, 2019
37 2004, 2014
36 2016

COMMUNITY

FRONT OFFICE

VETERANS

DRAFT PICKS  
& FREE AGENTS

2019 IN  
REVIEW

TEAM  
RECORDS

GENERAL  
INFORMATION



**Fewest, Season**

84 2015  
118 2019  
138 1982†

**Highest Average, Season**

15.5 1961  
14.7 1996  
13.4 1965

**Lowest Average, Season**

4.2 2015  
5.4 2019  
5.6 1970

**PUNT RETURN TOUCHDOWNS****Most, Season**

3 1997  
2 1965, 1973, 1990, 1994  
1 (16x) Last: 2019

**Most, Game**

2 at Cincinnati Nov. 2, 1997  
1 (25x) Last: vs. Denver Oct. 26, 2019

**KICKOFF RETURNS****Most, Season**

84 2003

**Most, Game**

9 (7x) Last: vs. New York Jets Nov. 3, 2002  
8 (15x) Last: at N.O. (at London) Oct. 26, 2008  
7 (51x) Last: at Seattle Sept. 26, 2010

**Most, Game, Both Teams**

17 vs. Pittsburgh Dec. 8, 1985  
16 vs. New York Titans Dec. 18, 1960  
15 (3x) Last: at New York Giants Oct. 2, 1983

**KICKOFF RETURN YARDS****Most, Season**

1,804 2003  
1,792 2000  
1,716 2001

**Most, Game**

269 at Oakland Nov. 18, 2001  
242 vs. Atlanta Oct. 21, 1973  
232 vs. Kansas City Dec. 13, 1964

**Fewest, Season**

474 2017  
508 2016  
577 2014

**Highest Average, Season**

26.0 2001  
25.6 2011  
25.5 2007

**Lowest Average, Season**

16.5 1961  
17.5 1986  
18.0 1992

**KICKOFF RETURN TOUCHDOWNS****Most, Season**

2 1988, 1994, 1995, 2001  
1 1962, 1985, 1989, 1991, 1997, 2000, 2004, 2007, 2008, 2011, 2012

**Most, Game**

1 (19x) Last: vs. Oakland Dec. 30, 2012

**PENALTIES****Most Seasons Leading League**

3 1962, 1964, 1965

**Most, Season**

137 1998  
129 1997  
128 1981

**Most, Game**

19 at Kansas City Nov. 16, 1997  
16 vs. Baltimore Nov. 15, 1998  
15 at Indianapolis Nov. 3, 1997

**Fewest, Season**

63 1969  
64 1982†  
68 1966

**Fewest, Game**

0 (5x) Last: at Denver Oct. 9, 2011  
1 (28x) Last: vs. Buffalo Nov. 19, 2017  
2 (39x) Last: at Oakland Dec. 22, 2019

**Most Yards, Season**

1,229 1998  
1,101 1997  
1,039 1988

**Most Yards, Game**

148 vs. N.Y. Jets Oct. 13, 1963  
146 vs. Baltimore Nov. 15, 1998  
at Kansas City Nov. 16, 1997  
138 at Seattle Nov. 16, 1981

**FUMBLES****Most, Season**

44 1985  
42 1983  
40 1972, 1973, 1980

**Most, Game**

9 vs. Green Bay Sept. 24, 1978  
7 vs. Cincinnati Sept. 30, 1973  
6 (5x) Last: vs. Pittsburgh Dec. 13, 1987

**Most by Opponent, Game**

9 at Kansas City Nov. 15, 1964  
7 (3x) Last: vs. Washington Sept. 9, 2001  
6 (6x) Last: vs. Arizona Dec. 9, 1995

**Most, Game, Both Teams**

11 (3x) Last: vs. Kansas City Oct. 13, 1985  
10 (5x) Last: vs. Seattle Nov. 25, 1990  
9 (7x) Last: vs. Washington Sept. 9, 2001

**Fewest, Season**

13 1993  
14 2009, 2013  
16 1963, 2002, 2014

**Most Lost, Season**

22 1980, 1981, 1983  
21 1973, 1978  
20 1972, 1987, 2000

**Most Lost, Game**

6 vs. Green Bay Sept. 24, 1978  
4 (10x) Last: at Baltimore Dec. 10, 2000  
3 (40x) Last: at Indianapolis Sept. 25, 2016

**Most Own Recovered, Season**

25 1985  
21 1979  
20 1972, 1973, 1975, 1983

**Most Own Recovered, Game**

5 (5x) Last: vs. Oakland Dec. 26, 1999  
4 (7x) Last: vs. Seattle Sept. 14, 2014  
3 (42x) Last: at Denver Jan. 3, 2016

**Fewest Own Recovered, Season**

4 1963, 2013  
7 1989, 2009  
8 1965, 1967, 1968, 1993, 2002, 2003, 2016

**Most Opponents Recovered, Season**

22 1986  
18 1973, 1979, 1980, 1981, 2007  
17 1960, 1961, 1963, 1983, 1984

**Fewest Opponents Recovered, Season**

3 2019  
4 2011  
5 1963

**POINTS ALLOWED****Most, Season**

462 1983  
441 2003  
440 2000

**Most, Game**

57 at St. Louis Oct. 1, 2000  
52 at Pittsburgh Nov. 25, 1984  
51 at Oakland Oct. 29, 1967

**Most, Quarter**

31 at Oakland Dec. 8, 1963 (4Q)  
30 at St. Louis Nov. 20, 1983 (2Q)  
28 (5x) Last: at Minnesota Nov. 28, 1999 (2Q)

**Fewest, Season**

205 1977  
219 1961  
221 1982†

**Fewest, Game**

0 (18x) Last: vs. Denver Oct. 22, 2017  
3 (16x) Last: at Denver Nov. 22, 2009  
6 (19x) Last: at Dallas Nov. 23, 2017

**FIRST DOWNS ALLOWED****Most, Season**

365 1981  
364 1985  
347 1983

**Most, Game**

34 (3x) Last: at Denver Sept. 14, 2008  
33 (2x) Last: at Rams, Sept. 23, 2018  
32 at Pittsburgh Oct. 4, 2009

**Fewest, Season**

190 1965  
196 1982†  
224 1962

**Fewest, Game**

5 vs. Kansas City Dec. 12, 2010  
at Tampa Bay Sept. 19, 1976  
6 at Oakland Oct. 11, 1998  
at Oakland (at San Fran.) Oct. 22, 1961  
(5x) Last: vs. Houston Sept. 15, 2002

**Most by Rushing, Season**

154 1975  
143 1971  
137 1983

**Most by Rushing, Game**

19 (3x) Last: at Seattle Nov. 22, 1987  
17 vs. Houston Sept. 23, 1962  
16 vs. New England Oct. 16, 1977  
vs. Kansas City Dec. 18, 1966

**Fewest by Rushing, Season**

54 1965  
65 1982  
71 1969

**Fewest by Rushing, Game**

0 (5x) Last: at Indianapolis Nov. 28, 2010  
1 (23x) Last: vs. Green Bay Nov. 3, 2019  
2 (42x) Last: vs. Cleveland Oct. 4, 2015

**Most by Passing, Season**

218 1985  
216 1981  
213 2008

**Most by Passing, Game**

24 at Denver Nov. 19, 2000  
23 at New England Sept. 18, 2011  
22 (4x) Last: vs. Philadelphia Nov. 15, 2009

**Fewest by Passing, Season**

105 1977  
114 1971  
116 1965

**Fewest by Passing, Game**

1 (3x) Last: vs. Oakland Dec. 28, 2003  
2 (6x) Last: at Cleveland Dec. 19, 2004  
3 (12x) Last: vs. Minnesota, Sept. 11, 2011

**Most by Penalty, Season**

41 2000, 2004, 2014  
35 1981, 1997, 1998  
33 2017

**Most by Penalty, Game**

7 vs. Cleveland, Nov. 5, 2006  
6 (9x) Last: vs. Kansas City Sept. 24, 2017  
5 (21x) Last: at Chicago Oct. 27, 2019

**Fewest by Penalty, Season**

12 1982†  
13 1969, 1992  
14 1976

**NET YARDS ALLOWED****Most, Season**

6,265 1985  
6,136 1981  
6,034 2002

**Most, Game**

614 at St. Louis Oct. 1, 2000  
591 vs. Seattle Dec. 29, 2002  
553 at Oakland Sept. 22, 1996

**Fewest, Season**

3,253 1982†  
3,268 1965  
3,652 1977

**Fewest, Game**

58 at Oakland (at San Fran.) Oct. 22, 1961  
67 vs. Kansas City Dec. 12, 2010  
99 vs. Indianapolis Nov. 1, 1992

**RUSHING ALLOWED****Most Attempts, Season**

606 1975  
559 1973  
552 1983

**Most Attempts, Game**

61 at Chicago Oct. 25, 1981 (OT)  
60 at Denver Nov. 30, 1975  
59 at Oakland Sept. 18, 1977

**Fewest Attempts, Season**

230 1982†  
306 1965  
355 2004

**Fewest Attempts, Game**

9	vs. Detroit Dec. 16, 2007
	vs. Miami Sept. 7, 1986
10	(2x) Last: vs. Tennessee Sept. 16, 2012
11	(6x) Last: vs. Green Bay Nov. 3, 2019

**Most Yards, Season**

2,442	1975
2,403	1966
2,296	1971

**Most Yards, Game**

378	at Minnesota Nov. 4, 2007
355	at San Francisco Dec. 20, 2014
328	at Denver Nov. 30, 1975

**Fewest Yards, Season**

961	1982†
1,094	1965
1,140	1998

**Fewest Yards, Game**

2	at Oakland (at San. Fran.) Oct. 22, 1961
11	at Carolina Dec. 17, 2000
13	at Oakland Oct. 5, 1997

**Most Touchdowns, Season**

26	1983
25	1971, 1981, 1985
23	1973, 1984

**Fewest Touchdowns, Season**

7	1961, 1965
8	1999, 2011
10	(12x) Last: 2012

**Most Touchdowns Allowed, Game**

5	vs. Atlanta Oct. 21, 1973
	at Houston Sept. 18, 1960
4	(11x) Last: at Washington Nov. 3, 2013
3	(46x) Last: vs. New Orleans Oct. 2, 2016

**PASSING ALLOWED****Most Attempts, Season**

636	1996
607	2002, 2004
605	2008

**Most Attempts, Game**

61	vs. St. Louis Sept. 20, 1987
58	(2x) Last: vs. Tennessee Oct. 3, 2004
57	(2x) Last: at Oakland Sept. 22, 1996

**Fewest Attempts, Season**

330	1977
341	1973
342	1982†

**Fewest Attempts, Game**

7	at Detroit Nov. 6, 1977
12	(2x) Last: at Denver Dec. 10, 1972
13	(4x) Last: at Cincinnati Oct. 4, 1987

**Most Completions, Season**

411	2008
375	2002
372	2004

**Most Completions, Game**

40	vs. Cincinnati Dec. 20, 1982
39	vs. Tennessee Oct. 3, 2004
37	Kansas City Oct. 9, 1994

**Fewest Completions, Season**

170	1966
172	1977
177	1973

**Fewest Completions, Game**

3	at Tampa Bay Sept. 19, 1976
5	(5x) Last: at Cincinnati Oct. 4, 1987
6	(6x) Last: vs. Oakland Dec. 28, 2003

**Most Net Yards, Season**

4,311	1981
4,295	2002
4,293	1985

**Most Net Yards, Game**

453	at St. Louis Nov. 10, 2002
451	at St. Louis Oct. 1, 2000
443	at Denver Nov. 19, 2000

**Fewest Net Yards, Season**

1,725	1977
2,155	1966
2,174	1965

**Fewest Net Yards, Game**

-13	at Cincinnati Oct. 4, 1987
-4	at Tampa Bay Sept. 19, 1976
0	vs. Oakland Dec. 28, 2003
	vs. Cincinnati Dec. 6, 1970

**Most Touchdowns, Season**

36	2003
33	2000
31	1997

**Most Touchdowns, Game**

5	(7x) Last: at Denver Nov. 19, 2000
4	(30x) Last: vs. Kansas City Sept. 9, 2018
3	(107x) Last: at Rams, Sept. 23, 2018

**Fewest Touchdowns, Season**

10	1982†
11	1979
13	1966, 1970, 1974

**INTERCEPTIONS BY****Most, Season**

49	1961 (NFL Record)
31	1969
30	1964, 2007

**Most, Game**

6	(6x) Last: vs. Indianapolis Nov. 11, 2007
5	(9x) Last: vs. Buffalo Nov. 19, 2017
4	(30x) Last: at Indianapolis Nov. 28, 2010

**Most, Game, Both Teams**

10	at Seattle Dec. 13, 1998
9	at Denver Sept. 21, 1980
	at Oakland Nov. 1, 1964
8	(11x) Last: vs. Indianapolis Nov. 11, 2007

**Fewest, Season**

7	2014
9	1970
10	2005

**Most Yards Returned, Season**

929	1961 (NFL Record)
562	1979
499	1984

**Most Yards Returned, Game**

194	vs. Houston Sept. 24, 1961
174	vs. Denver Oct. 29, 1961
171	vs. Pittsburgh Nov. 18, 1979

**Fewest Yards Returned, Season**

65	2014
90	1970
123	1999

**Most Touchdowns by Returns, Season**

9	1961 (NFL Record)
5	2012
4	1984, 2000

**Most Touchdowns by Returns, Game**

2	at Indianapolis Nov. 28, 2010
	vs. Denver Oct. 29, 1961
1	(90x) Last: at Dallas Nov. 23, 2017

**Most Consecutive Games**

46	1960-63 (NFL Record)
----	----------------------

**PUNT RETURNS****Most by Opponents, Season**

56	1988
51	1996, 2000
49	1998

**Fewest by Opponents, Season**

16	1968
17	1960, 1972

**Most Yards by Opponents, Season**

722	2000
612	1996
601	1976

**Most Yards by Opponent, Game**

160	at Kansas City, Sept. 13, 2010
150	at Denver Dec. 27, 1987
142	at Oakland Oct. 29, 1967

**KICKOFF RETURNS****Most by Opponent, Season**

90	2006
88	1981
87	2009

**Fewest by Opponent, Season**

21	2016
32	2015
35	1973, 2019

**Most by Opponent, Game**

10	(4x) Last: vs. Detroit Dec. 16, 2007
9	(7x) Last: at Indianapolis Nov. 28, 2010
8	(25x) Last: at Kansas City Nov. 24, 2013



## CAREER TOP 10

## RUSHING YARDS

1. LaDainian Tomlinson, 2001-09.....	12,490
2. Paul Lowe, 1960-68.....	4,972
3. Marion Butts, 1989-93.....	4,297
4. Melvin Gordon, 2015-19.....	4,240
5. Ryan Mathews, 2010-14.....	4,061
6. Natrone Means, 1993-95, 98-99.....	3,885
7. Chuck Muncie, 1980-84.....	3,309
8. Don Woods, 1974-80.....	2,858
9. Keith Lincoln, 1961-66, 68.....	2,698
10. Dick Post, 1967-70.....	2,519

## RUSHING TOUCHDOWNS

1. LaDainian Tomlinson, 2001-09.....	138
2. Chuck Muncie, 1980-84.....	43
3. Paul Lowe, 1960-68.....	38
4. Melvin Gordon, 2015-19.....	36
5. Natrone Means, 1993-95, 98-99.....	34
6. Marion Butts, 1989-93.....	31
7. Ryan Mathews, 2010-14.....	23
8. Mike Tolbert, 2008-11.....	20
9. Tim Spencer, 1985-90.....	19
10. Hank Bauer, 1977-82.....	17
Rod Bernstein, 1987-92.....	17
Dick Post, 1967-70.....	17
Clarence Williams, 1977-81.....	17

## RUSHING ATTEMPTS

1. LaDainian Tomlinson, 2001-09.....	2,880
2. Melvin Gordon, 2015-19.....	1,059
3. Marion Butts, 1989-93.....	1,031
4. Paul Lowe, 1960-68.....	1,015
5. Natrone Means, 1993-95, 98-99.....	1,013
6. Ryan Mathews, 2010-14.....	923
7. Chuck Muncie, 1980-84.....	773
8. Don Woods, 1974-80.....	713
9. Keith Lincoln, 1961-66, 68.....	573
10. Mike Garrett, 1970-73.....	572

## TOTAL YARDS FROM SCRIMMAGE

1. LaDainian Tomlinson, 2001-09.....	16,445
2. Antonio Gates, 2003-18.....	11,841
3. Lance Alworth, 1962-70.....	9,721
4. Charlie Joiner, 1976-86.....	9,191
5. Gary Garrison, 1966-76.....	7,562
6. Kellen Winslow, 1979-87.....	6,741
7. Keenan Allen, 2013-19.....	6,505
8. Wes Chandler, 1981-87.....	6,197
9. Melvin Gordon, 2015-19.....	6,113
10. Paul Lowe, 1960-68.....	6,017

## PASSING YARDS

1. Philip Rivers, 2004-19.....	59,271
2. Dan Fouts, 1973-87.....	43,040
3. John Hadl, 1962-72.....	26,938
4. Stan Humphries, 1992-97.....	16,085
5. Drew Brees, 2001-05.....	12,348
6. Jack Kemp, 1960-62.....	5,996
7. Doug Flutie, 2001-04.....	4,901
8. John Friesz, 1990-93.....	4,396
9. Jim Harbaugh, 1999-00.....	4,177
10. Billy Joe Tolliver, 1989-90.....	3,671

## TOUCHDOWN PASSES

1. Philip Rivers, 2004-19.....	397
2. Dan Fouts, 1973-87.....	254
3. John Hadl, 1962-72.....	201
4. Stan Humphries, 1992-97.....	85
5. Drew Brees, 2001-05.....	80
6. Jack Kemp, 1960-62.....	37
7. Tobin Rote, 1963-64.....	29
8. Doug Flutie, 2001-04.....	25
9. Billy Joe Tolliver, 1989-90.....	21
10. John Friesz, 1990-93.....	19

## PASS ATTEMPTS

1. Philip Rivers, 2004-19.....	7,591
2. Dan Fouts, 1973-87.....	5,604
3. John Hadl, 1962-72.....	3,640
4. Stan Humphries, 1992-97.....	2,350
5. Drew Brees, 2001-05.....	1,809
6. Jack Kemp, 1960-62.....	815
7. John Friesz, 1990-93.....	747
8. Doug Flutie, 2001-04.....	737
9. Jim Harbaugh, 1999-00.....	636
10. Billy Joe Tolliver, 1989-90.....	595

## PASS COMPLETIONS

1. Philip Rivers, 2004-19.....	4,908
2. Dan Fouts, 1973-87.....	3,297
3. John Hadl, 1962-72.....	1,824
4. Stan Humphries, 1992-97.....	1,335
5. Drew Brees, 2001-05.....	1,125
6. Doug Flutie, 2001-04.....	408
7. John Friesz, 1990-93.....	401
8. Jack Kemp, 1960-62.....	389
9. Jim Harbaugh, 1999-00.....	372
10. Billy Joe Tolliver, 1989-90.....	305

## PASSES INTERCEPTED

1. Dan Fouts, 1973-87.....	242
2. John Hadl, 1962-72.....	211
3. Philip Rivers, 2004-19.....	198
4. Stan Humphries, 1992-97.....	73
5. Drew Brees, 2001-05.....	53
6. Jack Kemp, 1960-62.....	49
7. Ryan Leaf, 1998-00.....	33
8. Tobin Rote, 1963-64.....	32
9. Craig Whelihan, 1995-98.....	29
10. Jim Harbaugh, 1999-00.....	24
Billy Joe Tolliver, 1989-90.....	24

## RECEIVING YARDS

1. Antonio Gates, 2003-18.....	11,841
2. Lance Alworth, 1962-70.....	9,584
3. Charlie Joiner, 1976-86.....	9,203
4. Gary Garrison, 1966-76.....	7,533
5. Kellen Winslow, 1979-87.....	6,741
6. Keenan Allen, 2013-19.....	6,405
7. Wes Chandler, 1981-87.....	6,132
8. Anthony Miller, 1988-93.....	5,582
9. Malcom Floyd, 2004-15.....	5,550
10. Vincent Jackson, 2005-11.....	4,754

## RECEIVING TOUCHDOWNS

1. Antonio Gates, 2003-18.....	116
2. Lance Alworth, 1962-70.....	81
3. Gary Garrison, 1966-76.....	58
4. Charlie Joiner, 1976-86.....	47
5. Kellen Winslow, 1979-87.....	45
6. Wes Chandler, 1981-87.....	47
7. Vincent Jackson, 2005-11.....	31
8. Anthony Miller, 1988-93.....	37
9. John Jefferson, 1978-80.....	36
10. Keenan Allen, 2013-19.....	34
Malcom Floyd, 2004-15.....	34

## RECEPTIONS

1. Antonio Gates, 2003-18.....	955
2. Charlie Joiner, 1976-86.....	586
3. Kellen Winslow, 1979-87.....	540
4. LaDainian Tomlinson, 2001-09.....	531
5. Keenan Allen, 2013-19.....	524
6. Lance Alworth, 1962-70.....	493
7. Gary Garrison, 1966-76.....	404
8. Ronnie Harmon, 1990-95.....	377
9. Anthony Miller, 1988-93.....	374
10. Wes Chandler, 1981-87.....	373

## QUARTERBACK SACKS

1. Leslie O'Neal, 1986, 1988-95.....	105.5
2. Shaun Phillips, 2004-12.....	69.5
3. Gary Johnson, 1975-84.....	67.0
4. Lee Williams, 1984-90.....	65.5
5. Fred Dean, 1975-81.....	53.5
6. Melvin Ingram, 2012-19.....	49.0
7. Junior Seau, 1990-02.....	47.0
8. Raylee Johnson, 1993-03.....	46.0
9. Shawne Merriman, 2005-09.....	43.5
10. Leroy Jones, 1976-83.....	43.5

## INTERCEPTIONS

1. Gill Byrd, 1983-92.....	42
2. Dick Harris, 1960-65.....	29
3. Rodney Harrison, 1994-02.....	26
4. Kenny Graham, 1964-69.....	25
5. Mike Williams, 1975-82.....	24
6. Joe Beauchamp, 1966-75.....	23
7. Quentin Jammer, 2002-12.....	21
8. Woodrow Lowe, 1976-86.....	21
Bob Howard, 1967-74.....	21
Leslie "Speedy" Duncan, 1964-69.....	21

## INTERCEPTION RETURN YARDS

1. Gill Byrd, 1983-92.....	546
2. Charlie McNeil, 1960-64.....	502
3. Kenny Graham, 1964-69.....	477
4. Joe Beauchamp, 1966-75.....	433
5. Dick Harris, 1960-65.....	413
6. Rodney Harrison, 1994-02.....	345
7. Woodrow Lowe, 1976-86.....	343
8. Darren Carrington, 1991-94.....	337
9. Leslie Duncan, 1964-69.....	322
10. Glen Edwards, 1978-81.....	309

## INTERCEPTION RETURN TOUCHDOWNS

1. Kenny Graham, 1964-69.....	5
2. Dick Harris, 1960-65.....	5
3. Woodrow Lowe, 1976-86.....	4
4. Eric Weddle, 2007-13.....	3
5. Joe Beauchamp, 1966-75.....	3
6. Desmond King, 2017-19.....	2
7. Shaun Phillips, 2004-12.....	2
8. Demorrio Williams, 2012.....	2
9. Antonio Cromartie, 2006-09.....	2
10. Clinton Hart, 2004-09.....	2
(10) others with 2 each.....	2

## TOUCHDOWNS SCORED

1. LaDainian Tomlinson, 2001-09.....	153
2. Antonio Gates, 2003-18.....	116
3. Lance Alworth, 1962-70.....	83
4. Gary Garrison, 1966-76.....	58
5. Melvin Gordon, 2015-19.....	47
6. Charlie Joiner, 1976-86.....	47
7. Paul Lowe, 1960-68.....	46
8. Kellen Winslow, 1979-87.....	45
9. Chuck Muncie, 1980-84.....	45
10. Wes Chandler, 1981-87.....	41

## POINTS SCORED

1. John Carney, 1990-00.....	1,076
2. LaDainian Tomlinson, 2001-09.....	918
3. Nate Kaeding, 2004-12.....	889
4. Rolf Benirschke, 1977-86.....	766
5. Antonio Gates, 2003-18.....	700
6. Lance Alworth, 1962-70.....	500
7. Nick Novak, 2011-14.....	459
8. Dennis Partee, 1968-75.....	380
9. Gary Garrison, 1966-76.....	348
10. Melvin Gordon, 2015-19.....	286

## FIELD GOALS

1. John Carney, 1990-00.....	261
2. Nate Kaeding, 2004-12.....	180
3. Rolf Benirschke, 1977-86.....	146
4. Nick Novak, 2011-14, 17.....	110
5. Dennis Partee, 1968-75.....	71
6. Josh Lambo, 2015-16.....	52
7. George Blair, 1961-64.....	50
8. Steve Christie, 2001-03.....	42
9. Ray Wersching, 1973-76.....	32
10. Dick Van Raaphorst, 1966-67.....	31

## FIELD GOAL ATTEMPTS

1. John Carney, 1990-00.....	320
2. Rolf Benirschke, 1977-86.....	208
3. Nate Kaeding, 2004-12.....	207
4. Nick Novak, 2011-14, 17.....	121
5. Dennis Partee, 1968-75.....	121
6. George Blair, 1961-64.....	80
7. Ray Wersching, 1973-76.....	68
8. Josh Lambo, 2015-16.....	64
9. Dick Van Raaphorst, 1966-67.....	61
10. Steve Christie, 2001-03.....	57

## KICKOFF RETURN YARDS

1. Darren Sproles, 2005-10.....	6,469
2. Ronney Jenkins, 2000-02.....	3,997
3. Andre Coleman, 1994-96.....	3,914
4. Leslie "Speedy" Duncan, 1964-70.....	3,386
5. James Brooks, 1981-83.....	2,305
6. Kenny Bynum, 1997-00.....	2,182
7. Lionel James, 1984-88.....	2,094
8. Nate Lewis, 1990-93.....	2,047
9. Artie Owens, 1976-79.....	1,998
10. Tim Dwight, 2001-04.....	1,876

### KICKOFF RETURN TOUCHDOWNS

1. Andre Coleman, 1994-96 .....	4
2. Ronney Jenkins, 2000-02 .....	3
3. Darren Sproles, 2005-10 .....	2
Anthony Miller, 1988-93 .....	2
5. Micheal Spurlock, 2012 .....	1
Tim Dwight, 2001-04 .....	1
Richard Goodman, 2010-11 .....	1
Rodney Harrison, 1994-02 .....	1
Nate Lewis, 1990-93 .....	1
Jamie Holland, 1987-89 .....	1
Gary Anderson, 1985-88 .....	1
Keith Lincoln, 1960-66 .....	1

### KICKOFF RETURNS

1. Darren Sproles, 2005-10 .....	258
2. Andre Coleman, 1994-96 .....	166
3. Ronney Jenkins, 2000-02 .....	165
4. Leslie "Speedy" Duncan, 1964-70 .....	134
5. Kenny Bynum, 1997-00 .....	107
6. James Brooks, 1981-83 .....	105
7. Lionel James, 1984-88 .....	99
8. Nate Lewis, 1990-93 .....	92
9. Artie Owens, 1976-79 .....	88
10. Tim Dwight, 2001-04 .....	80

### PUNT RETURN YARDS

1. Mike Fuller, 1975-80 .....	2,388
2. Leslie "Speedy" Duncan, 1964-70 .....	1,651
3. Darrien Gordon, 1993-94, 96 .....	1,407
4. Lionel James, 1984-88 .....	1,193
5. Darren Sproles, 2005-10 .....	935
6. Eric Parker, 2002-06 .....	881
7. James Brooks, 1981-83 .....	565
8. Tim Dwight, 2001-04 .....	508
9. Eric Metcalf, 1997 .....	489
10. Desmond King, 2017-19 .....	438

### PUNT RETURN TOUCHDOWNS

1. Leslie "Speedy" Duncan, 1964-70 .....	4
2. Eric Metcalf, 1997 .....	3
3. Darrien Gordon, 1993-94, 96 .....	3
4. Desmond King, 2017-19 .....	2
5. Darren Sproles, 2005-10 .....	2
6. Lionel James, 1984-88 .....	2
7. Mike Fuller, 1975-80 .....	2
8. Ron Smith, 1973 .....	2
9. Travis Benjamin, 2017-18 .....	1
10. Micheal Spurlock, 2012 .....	1
Tim Dwight, 2001-04 .....	1
(4) others with 1 each	

### PUNT RETURNS

1. Mike Fuller, 1975-80 .....	212
2. Leslie "Speedy" Duncan, 1964-70 .....	138
3. Lionel James, 1984-88 .....	124
4. Darren Sproles, 2005-10 .....	114
5. Eric Parker, 2002-06 .....	105
6. Darrien Gordon, 1993-94, 96 .....	103
7. James Brooks, 1981-83 .....	52
8. Tim Dwight, 2001-04 .....	46
9. Desmond King, 2017-19 .....	45
Eric Metcalf, 1997 .....	45

### MOST SEASONS

1. David Binn, 1994-10 .....	17
2. Phillip Rivers, 2004-16 .....	16
Antonio Gates, 2003-18 .....	16
3. Dan Fouts, 1973-87 .....	15
Russ Washington, 1968-82 .....	15
6. Doug Wilkerson, 1971-84 .....	14
Don Macek, 1976-89 .....	14
8. Mike Scifres, 2003-15 .....	13
Junior Seau, 1990-02 .....	13
10. Jamal Williams, 1998-09 .....	12

### MOST GAMES PLAYED

1. David Binn, 1994-10 .....	256
2. Antonio Gates, 2003-18 .....	236
3. Phillip Rivers, 2004-19 .....	228
4. Junior Seau, 1990-02 .....	200
Russ Washington, 1968-82 .....	200
6. Mike Scifres, 2003-15 .....	195
Doug Wilkerson, 1971-84 .....	195
8. Dan Fouts, 1973-87 .....	181
9. Quentin Jammer, 2002-12 .....	172
10. Charlie Joiner, 1976-86 .....	164
Woodrow Lowe, 1976-86 .....	164

## SINGLE-SEASON TOP 10

### RUSHING YARDS

1. LaDainian Tomlinson, 2006 .....	1,815
2. Chuck Muncie, 1981 .....	1,683
3. LaDainian Tomlinson, 2003 .....	1,645
4. LaDainian Tomlinson, 2007 .....	1,474
5. LaDainian Tomlinson, 2005 .....	1,462
6. Natrone Means, 1994 .....	1,350
7. LaDainian Tomlinson, 2004 .....	1,335
8. Ryan Mathews, 2013 .....	1,255
9. LaDainian Tomlinson, 2001 .....	1,236
10. Marion Butts, 1990 .....	1,225

### RUSHING TOUCHDOWNS

1. LaDainian Tomlinson, 2006 .....	28
2. Chuck Muncie, 1981 .....	19
3. LaDainian Tomlinson, 2005 .....	18
4. LaDainian Tomlinson, 2004 .....	17
5. LaDainian Tomlinson, 2007 .....	15
6. LaDainian Tomlinson, 2002 .....	14
7. LaDainian Tomlinson, 2003 .....	13
8. LaDainian Tomlinson, 2009 .....	12
Natrone Means, 1994 .....	12
Chuck Muncie, 1983 .....	12
Clarence Williams, 1979 .....	12

### RUSHING ATTEMPTS

1. LaDainian Tomlinson, 2002 .....	372
2. LaDainian Tomlinson, 2006 .....	348
3. Natrone Means, 1994 .....	343
4. LaDainian Tomlinson, 2005 .....	339
LaDainian Tomlinson, 2004 .....	339
LaDainian Tomlinson, 2001 .....	339
7. LaDainian Tomlinson, 2007 .....	315
8. LaDainian Tomlinson, 2003 .....	313
9. Ernest Jackson, 1984 .....	296
10. LaDainian Tomlinson, 2008 .....	292

### TOTAL YARDS FROM SCRIMMAGE

1. LaDainian Tomlinson, 2003 .....	2,370
2. LaDainian Tomlinson, 2006 .....	2,323
3. LaDainian Tomlinson, 2002 .....	2,172
4. LaDainian Tomlinson, 2007 .....	1,949
5. LaDainian Tomlinson, 2005 .....	1,832
6. LaDainian Tomlinson, 2004 .....	1,776
7. LaDainian Tomlinson, 2001 .....	1,603
8. Lance Alworth, 1965 .....	1,590
9. Natrone Means, 1994 .....	1,585
10. Melvin Gordon, 2017 .....	1,581

### PASSING YARDS

1. Dan Fouts, 1981 .....	4,802
2. Phillip Rivers, 2015 .....	4,792
3. Dan Fouts, 1980 .....	4,715
4. Phillip Rivers, 2010 .....	4,710
5. Phillip Rivers, 2011 .....	4,624
6. Phillip Rivers, 2019 .....	4,615
7. Phillip Rivers, 2017 .....	4,515
8. Phillip Rivers, 2013 .....	4,478
9. Phillip Rivers, 2016 .....	4,386
10. Phillip Rivers, 2018 .....	4,308

### TOUCHDOWN PASSES

1. Phillip Rivers, 2008 .....	34
2. Phillip Rivers, 2016 .....	33
3. Dan Fouts, 1981 .....	32
4. Phillip Rivers, 2013 .....	32
5. Phillip Rivers, 2018 .....	32
6. Phillip Rivers, 2014 .....	31
7. Phillip Rivers, 2010 .....	30
8. Dan Fouts, 1980 .....	30
9. Phillip Rivers, 2015 .....	29
10. Phillip Rivers, 2009 .....	28
Phillip Rivers, 2017 .....	28

### PASS ATTEMPTS

1. Phillip Rivers, 2015 .....	661
2. Dan Fouts, 1981 .....	609
3. Phillip Rivers, 2019 .....	591
4. Dan Fouts, 1980 .....	589
5. Phillip Rivers, 2011 .....	582
6. Phillip Rivers, 2016 .....	578
7. Phillip Rivers, 2017 .....	575
8. Phillip Rivers, 2014 .....	570
9. Phillip Rivers, 2013 .....	544
10. Phillip Rivers, 2010 .....	541

### PASS COMPLETIONS

1. Phillip Rivers, 2015 .....	437
2. Phillip Rivers, 2019 .....	390
3. Phillip Rivers, 2014 .....	379
4. Phillip Rivers, 2013 .....	378
5. Phillip Rivers, 2011 .....	366
6. Dan Fouts, 1981 .....	360
7. Phillip Rivers, 2017 .....	360
8. Phillip Rivers, 2010 .....	357
9. Phillip Rivers, 2016 .....	349
10. Dan Fouts, 1980 .....	348

### PASSES INTERCEPTED

1. John Hadl, 1968 .....	32
2. John Hadl, 1972 .....	26
3. John Hadl, 1971 .....	25
Jack Kemp, 1960 .....	25
5. Dan Fouts, 1980 .....	24
Dan Fouts, 1979 .....	24
John Hadl, 1962 .....	24
8. Dan Fouts, 1986 .....	22
John Hadl, 1967 .....	22
Jack Kemp, 1961 .....	22

### RECEIVING YARDS

1. Lance Alworth, 1965 .....	1,602
2. Keenan Allen, 2017 .....	1,393
3. Lance Alworth, 1966 .....	1,383
4. John Jefferson, 1980 .....	1,340
5. Lance Alworth, 1968 .....	1,312
6. Kellen Winslow, 1980 .....	1,290
7. Anthony Miller, 1989 .....	1,252
8. Lance Alworth, 1964 .....	1,235
9. Tony Martin, 1995 .....	1,224
10. Lance Alworth, 1963 .....	1,205

### RECEIVING TOUCHDOWNS

1. Tony Martin, 1996 .....	14
Lance Alworth, 1965 .....	14
3. Antonio Gates, 2004 .....	13
John Jefferson, 1980 .....	13
John Jefferson, 1978 .....	13
Lance Alworth, 1966 .....	13
Lance Alworth, 1964 .....	13
8. Antonio Gates, 2014 .....	12
Gary Garrison, 1970 .....	12
10. Lance Alworth, 1963 .....	11

### RECEPTIONS

1. Keenan Allen, 2019 .....	104
2. Keenan Allen, 2017 .....	102
3. LaDainian Tomlinson, 2003 .....	100
4. Keenan Allen, 2018 .....	97
5. Austin Ekeler, 2019 .....	92
6. Tony Martin, 1995 .....	90
7. Antonio Gates, 2005 .....	89
Kellen Winslow, 1980 .....	89
9. Kellen Winslow, 1983 .....	88
Kellen Winslow, 1981 .....	88

**QUARTERBACK SACKS (since 1982)**

1. Shawne Merriman, 2006.....	17
Leslie O'Neal, 1992.....	17
3. Lee Williams, 1986.....	15
4. Lee Williams, 1989.....	14
5. Leslie O'Neal, 1990.....	13.5
6. Marcellus Wiley, 2001.....	13
7. Shawne Merriman, 2007.....	12.5
8. Marcellus Wiley, 1995.....	12.5
Leslie O'Neal, 1994.....	12.5
Leslie O'Neal, 1989.....	12.5
Leslie O'Neal, 1986.....	12.5
Joey Bosa, 2017.....	12.5

**INTERCEPTIONS**

1. Antonio Cromartie, 2007.....	10
2. Charlie McNeil, 1961.....	9
3. Ryan McNeil, 2001.....	8
Dick Harris, 1963.....	8
Claude Gibson, 1962.....	8
Bob Zeman, 1961.....	8
7. Casey Hayward, 2016.....	7
Darren Carrington, 1993.....	7
Eric Weddle, 2011.....	7
Gill Byrd, 1990.....	7
(8) others with 7 each	

**INTERCEPTION RETURN YARDS**

1. Charlie McNeil, 1961.....	349
2. Stanley Richard, 1994.....	224
3. Vencie Glenn, 1987.....	166
4. Gill Byrd, 1984.....	157
5. Jeff Dale, 1986.....	153
6. Darren Carrington, 1992.....	152
7. Bob Laraba, 1961.....	151
8. Woodrow Lowe, 1979.....	150
9. Antonio Cromartie, 2007.....	144
10. Dick Harris, 1961.....	140

**INTERCEPTION RETURN TOUCHDOWNS**

1. Dick Harris, 1961.....	3
2. Demorrio Williams, 2012.....	2
Clinton Hart, 2005.....	2
Stanley Richard, 1994.....	2
Gill Byrd, 1984.....	2
Woodrow Lowe, 1979.....	2
Kenny Graham, 1969.....	2
Joe Beauchamp, 1968.....	2
Bob Laraba, 1961.....	2
Charlie McNeil, 1961.....	2

**TOUCHDOWNS SCORED**

1. LaDainian Tomlinson, 2006.....	31
2. LaDainian Tomlinson, 2005.....	20
3. Chuck Muncie, 1981.....	19
4. LaDainian Tomlinson, 2007.....	18
LaDainian Tomlinson, 2004.....	18
6. LaDainian Tomlinson, 2003.....	17
7. LaDainian Tomlinson, 2002.....	15
Lance Alworth, 1964.....	15
9. Tony Martin, 1996.....	14
Lance Alworth, 1965.....	14

**POINTS SCORED**

1. LaDainian Tomlinson, 2006.....	186
2. Nate Kaeding, 2009.....	146
3. Nick Novak, 2013.....	144
4. Nate Kaeding, 2006.....	136
5. John Carney, 1994.....	135
6. Nate Kaeding, 2008.....	127
7. John Carney, 1993.....	124
8. Nick Novak, 2011.....	122
9. Josh Lambo, 2016.....	120
LaDainian Tomlinson, 2005.....	120

**FIELD GOALS**

1. Nick Novak, 2013.....	34
2. John Carney, 1994.....	34
3. Nate Kaeding, 2009.....	32
4. John Carney, 1999.....	31
John Carney, 1993.....	31
6. John Carney, 1996.....	29
7. Nick Novak, 2011.....	27
Nate Kaeding, 2008.....	27
9. Josh Lambo, 2016.....	26
Josh Lambo, 2015.....	26
(3) others with 26 each	

**FIELD GOAL ATTEMPTS**

1. John Carney, 1993.....	40
2. John Carney, 1994.....	38
3. Nick Novak, 2013.....	37
4. John Carney, 1999.....	36
John Carney, 1996.....	36
Rolf Benirschke, 1980.....	36
7. Nate Kaeding, 2009.....	35
8. Nick Novak, 2011.....	34
9. Josh Lambo, 2016.....	32
Josh Lambo, 2015.....	32
(4) others with 32 each	

**KICKOFF RETURN YARDS**

1. Ronney Jenkins, 2001.....	1,541
2. Ronney Jenkins, 2000.....	1,531
3. Darren Sproles, 2005.....	1,528
4. Andre Coleman, 1995.....	1,411
5. Darren Sproles, 2008.....	1,376
6. Darren Sproles, 2009.....	1,300
7. Andre Coleman, 1994.....	1,293
8. Darren Sproles, 2010.....	1,257
9. Tim Dwight, 2004.....	1,222
10. Andre Coleman, 1996.....	1,210

**KICKOFF RETURN TOUCHDOWNS**

1. Ronney Jenkins, 2001.....	2
Andre Coleman, 1995.....	2
Andre Coleman, 1994.....	2
4. Micheal Spurlock, 2012.....	1
Richard Goodman, 2011.....	1
Darren Sproles, 2007, 2008.....	1
Tim Dwight, 2004.....	1
Ronney Jenkins, 2000.....	1
Rodney Harrison, 1997.....	1
Nate Lewis, 1991.....	1
(6) others with 1 each	

**KICKOFF RETURNS**

1. Ronney Jenkins, 2000.....	67
2. Darren Sproles, 2005.....	63
3. Andre Coleman, 1995.....	62
4. Ronney Jenkins, 2001.....	58
5. Andre Coleman, 1996.....	55
6. Darren Sproles, 2009.....	54
7. Darren Sproles, 2008.....	53
8. Darren Sproles, 2010.....	51
9. Tim Dwight, 2004.....	50
Leon Johnson, 2003.....	50

**PUNT RETURN YARDS**

1. Darrien Gordon, 1996.....	537
2. Eric Metcalf, 1997.....	489
3. Darrien Gordon, 1994.....	475
4. Leslie "Speedy" Duncan, 1965.....	464
5. Mike Fuller, 1979.....	448
6. Mike Fuller, 1978.....	436
Mike Fuller, 1976.....	436
8. Leslie "Speedy" Duncan, 1967.....	434
9. Mike Fuller, 1975.....	410
10. Lionel James, 1987.....	400

**PUNT RETURN TOUCHDOWNS**

1. Eric Metcalf, 1997.....	3
2. Darrien Gordon, 1994.....	2
Ron Smith, 1973.....	2
Leslie "Speedy" Duncan, 1965.....	2
5. Desmond King, 2019.....	1
Desmond King, 2018.....	1
Travis Benjamin, 2017.....	1
Micheal Spurlock, 2012.....	1
Darren Sproles, 2007, 2009.....	1
Tim Dwight, 2001.....	1
Darrien Gordon, 1996.....	1
(11) others with 1 each	

**PUNT RETURNS**

1. Mike Fuller, 1979.....	46
2. Eric Metcalf, 1997.....	45
3. Mike Fuller, 1978.....	39
4. Eric Parker, 2006.....	37
5. Darrien Gordon, 1996.....	36
Darrien Gordon, 1994.....	36
Mike Fuller, 1975.....	36
Leslie "Speedy" Duncan, 1967.....	36
9. Mike Fuller, 1976.....	33
10. Latarrio Rachal, 1998.....	32
Lionel James, 1987.....	32

## BIG DAYS

## REGULAR-SEASON 300-YARD PASSING PERFORMANCES

Yards	Date	Player	Opponent	Cmp-Att	TD	Yards	Date	Player	Opponent	Cmp-Att	TD
503	Oct. 18, 2015	Philip Rivers	at Green Bay	43-65	2	339	Oct. 7, 2018	Philip Rivers	vs. Oakland	22-27	2
455	Sept. 26, 2010	Philip Rivers	at Seattle	29-53	2		Nov. 20, 2005	Drew Brees	vs. Buffalo	28-33	4
444	Dec. 11, 1982	Dan Fouts	at San Francisco	33-48	5		Dec. 13, 1980	Dan Fouts	vs. Seattle	28-42	1
	Oct. 19, 1980	Dan Fouts	vs. N.Y. Giants	26-41	3	338	Nov. 12, 2006	Philip Rivers	at Cincinnati	24-36	3
440	Sept. 15, 1985	Dan Fouts	vs. Seattle	29-43	4		Nov. 20, 1983	Ed Luther	at St. Louis Cardinals	24-50	1
436	Sept. 20, 2009	Philip Rivers	vs. Baltimore Ravens	25-45	2		Sept. 18, 1983	Dan Fouts	at Seattle	21-41	4
	Nov. 10, 1985	Dan Fouts	vs. L.A. Raiders (OT)	26-41	4		Dec. 2, 1979	Dan Fouts	vs. Atlanta	28-37	1
435	Dec. 20, 1982	Dan Fouts	vs. Cincinnati	25-40	1	337	Nov. 11, 2012	Philip Rivers	at Tampa Bay	29-37	3
434	Nov. 23, 2017	Philip Rivers	at Dallas Cowboys	27-33	3		Dec. 11, 1994	Stan Humphries	vs. San Francisco	25-43	1
431	Oct. 10, 2010	Philip Rivers	at Oakland	27-42	2		Nov. 28, 1982	Dan Fouts	vs. Denver	27-40	2
424	Sept. 9, 2018	Philip Rivers	vs. Kansas City	34-51	3		Sept. 18, 1960	Jack Kemp	at Houston Oilers	27-44	4
419	Sept. 15, 2013	Philip Rivers	at Philadelphia	36-47	3	336	Oct. 25, 2015	Philip Rivers	vs. Oakland	38-58	3
411	Oct. 6, 2013	Philip Rivers	at Oakland	35-48	2		Oct. 24, 2010	Philip Rivers	vs. New England	34-50	1
410	Oct. 21, 1984	Dan Fouts	vs. L.A. Raiders	24-45	3		Nov. 17, 2002	Drew Brees	vs. San Francisco (OT)	29-50	2
404	Nov. 28, 1999	Jim Harbaugh	at Minnesota	25-39	1		Sept. 16, 1984	Dan Fouts	vs. Houston Oilers	26-37	0
403	Sept. 13, 2015	Philip Rivers	vs. Detroit	34-41	2	335	Sept. 11, 2011	Philip Rivers	vs. Minnesota	33-48	2
401	Nov. 18, 2018	Philip Rivers	vs. Denver	28-43	2	334	Sept. 19, 2010	Philip Rivers	vs. Jacksonville	22-29	3
	Sept. 29, 2013	Philip Rivers	vs. Dallas Cowboys	35-42	3		Oct. 15, 2006	Philip Rivers	at San Francisco	29-39	2
392	Nov. 24, 2013	Philip Rivers	at Kansas City	27-39	3		Dec. 13, 1987	Dan Fouts	vs. Pittsburgh	29-52	1
389	Sept. 17, 1989	Jim McMahon	vs. Houston Oilers	27-45	2	333	Sept. 8, 2019	Philip Rivers	vs. Indianapolis	25-34	3
388	Oct. 12, 1980	Dan Fouts	at Oakland	23-39	1		Dec. 16, 1984	Ed Luther	vs. Kansas City	24-44	1
387	Dec. 31, 2017	Philip Rivers	vs. Oakland	28-37	3		Nov. 3, 1974	Dan Fouts	vs. Cleveland	12-21	4
	Sept. 14, 1980	Dan Fouts	vs. Oakland (OT)	29-44	3	332	Dec. 29, 2002	Drew Brees	vs. Seattle (OT)	27-49	3
385	Nov. 6, 2011	Philip Rivers	vs. Green Bay	26-46	4		Sept. 9, 1984	Dan Fouts	at Seattle	23-40	2
383	Nov. 30, 2014	Philip Rivers	at Baltimore Ravens	34-45	3		Dec. 12, 1971	John Hadl	vs. Denver	21-36	4
380	Nov. 18, 1984	Dan Fouts	vs. Miami (OT)	37-56	4	331	Sept. 17, 2017	Philip Rivers	vs. Miami	31-39	1
378	Sept. 18, 2011	Philip Rivers	at New England	29-40	2		Oct. 9, 1963	Dan Fouts	vs. Seattle	28-36	1
	Nov. 28, 2004	Drew Brees	at Kansas City	28-37	2		Oct. 8, 1966	John Hadl	at N.Y. Jets	22-41	1
377	Sept. 28, 2014	Philip Rivers	vs. Jacksonville	29-39	3	330	Sept. 7, 1981	Dan Fouts	at Cleveland	19-25	3
	Sept. 14, 2008	Philip Rivers	at Denver	21-33	3	329	Oct. 20, 2019	Philip Rivers	at Tennessee	24-38	2
	Dec. 30, 2001	Doug Flutie	vs. Seattle	34-53	1		Nov. 9, 1975	Dan Fouts	vs. New England	25-42	1
376	Oct. 7, 1984	Dan Fouts	at Green Bay	31-50	3	326	Nov. 13, 2016	Philip Rivers	vs. Miami	23-44	3
373	Dec. 6, 2009	Philip Rivers	at Cleveland	18-25	2		Sept. 25, 2016	Philip Rivers	at Indianapolis	26-39	0
372	Dec. 8, 1985	Dan Fouts	vs. Pittsburgh	21-33	3		Oct. 21, 1979	Dan Fouts	at L.A. Rams	17-32	2
371	Oct. 23, 2016	Dan Fouts	at Atlanta (OT)	27-44	1		Oct. 5, 1968	John Hadl	at N.Y. Jets	17-37	3
	Oct. 26, 1980	Dan Fouts	at Dallas Cowboys	21-44	3	325	Dec. 26, 1999	Jim Harbaugh	vs. Oakland	23-36	2
369	Oct. 31, 2011	Philip Rivers	at Kansas City (OT)	26-41	0		Dec. 1, 1968	John Hadl	at Denver	21-35	5
	Dec. 17, 1978	Dan Fouts	at Houston Oilers	21-40	4		Sept. 6, 1968	John Hadl	vs. Cincinnati	20-37	2
	Nov. 2, 1963	Tobin Rote	at N.Y. Jets	21-29	3	324	Oct. 30, 2005	Drew Brees	vs. Kansas City	25-43	3
365	Oct. 12, 2015	Philip Rivers	vs. Pittsburgh	35-48	2	322	Dec. 24, 2016	Philip Rivers	at Cleveland	23-46	2
363	Dec. 14, 2003	Drew Brees	vs. Green Bay	28-48	2		Nov. 29, 1987	Dan Fouts	vs. Denver	23-40	0
	Nov. 9, 1980	Dan Fouts	vs. Denver	29-45	1	321	Oct. 2, 2016	Philip Rivers	vs. New Orleans	28-43	2
362	Dec. 22, 1985	Mark Herrmann	at Kansas City	37-58	3		Oct. 20, 1991	John Friesz	vs. Cleveland (OT)	33-54	1
359	Oct. 9, 2016	Philip Rivers	at Oakland	21-30	4		Nov. 21, 1971	John Hadl	at Oakland	20-36	2
	Dec. 15, 1968	John Hadl	vs. Oakland	21-52	1		Oct. 20, 1968	John Hadl	vs. Denver	9-18	4
358	Oct. 4, 2015	Philip Rivers	vs. Cleveland	23-38	3	320	Oct. 13, 2019	Philip Rivers	vs. Pittsburgh	26-44	2
	Sept. 28, 1997	Stan Humphries	vs. Baltimore Ravens	17-26	3		Oct. 13, 1985	Mark Herrmann	vs. Kansas City	26-36	2
	Oct. 31, 1971	John Hadl	vs. N.Y. Jets	19-27	4	319	Dec. 10, 2017	Philip Rivers	vs. Washington	18-31	2
357	Oct. 16, 1983	Dan Fouts	at New England	25-37	1		Oct. 13, 2002	Drew Brees	vs. Kansas City	28-41	2
	Nov. 22, 1982	Dan Fouts	at L.A. Raiders	25-42	1	318	Sept. 22, 2019	Philip Rivers	vs. Houston	31-46	2
	Nov. 19, 1961	Jack Kemp	vs. Dallas Texans	15-27	2		Oct. 14, 1979	Dan Fouts	vs. Seattle	28-35	3
356	Dec. 20, 2014	Philip Rivers	at San Francisco (OT)	33-54	4		Oct. 29, 1967	John Hadl	at Oakland	19-39	1
355	Oct. 25, 1992	Stan Humphries	vs. Denver	20-27	2	317	Nov. 29, 2009	Philip Rivers	vs. Kansas City	21-28	2
354	Oct. 7, 2012	Philip Rivers	at New Orleans	27-42	2	316	Nov. 9, 2008	Philip Rivers	vs. Kansas City	27-36	2
	Sept. 4, 1983	Dan Fouts	vs. N.Y. Jets	20-36	2		Sept. 13, 1981	Dan Fouts	vs. Detroit	18-25	1
353	Nov. 18, 2019	Philip Rivers	vs. Kansas City*	28-52	1	315	Oct. 9, 1995	Stan Humphries	at Kansas City (OT)	24-34	1
	* — Played at Estadio Azteca in Mexico City, Mexico.						Nov. 1, 1987	Dan Fouts	vs. Cleveland (OT)	25-42	2
352	Oct. 12, 1986	Dan Fouts	vs. Denver	26-40	1		Oct. 28, 1985	Dan Fouts	at L.A. Raiders	23-50	2
	Nov. 8, 1981	Dan Fouts	vs. Cincinnati	20-40	2		Dec. 3, 1967	John Hadl	vs. Oakland	18-40	2
351	Sept. 25, 1983	Dan Fouts	vs. Cleveland (OT)	24-38	3		Nov. 25, 1965	John Hadl	vs. Buffalo	18-37	0
	Dec. 13, 1981	Dan Fouts	at Tampa Bay	33-49	1		Oct. 7, 1961	Jack Kemp	at Boston	12-24	3
350	Dec. 10, 1989	Billy Joe Tolliver	at Washington	24-39	2	314	Dec. 8, 2019	Philip Rivers	at Jacksonville	16-22	3
	Nov. 25, 1979	Dan Fouts	vs. Kansas City	27-43	3		Oct. 31, 1983	Ed Luther	vs. Washington	19-36	2
348	Sept. 23, 2001	Doug Flutie	at Dallas Cowboys	23-38	2		Dec. 10, 1965	John Hadl	at Buffalo	18-29	3
	Oct. 1, 2000	Jim Harbaugh	at St. Louis Rams	27-40	2	313	Dec. 13, 2018	Philip Rivers	at Kansas City	26-38	2
347	Oct. 1, 2017	Philip Rivers	vs. Philadelphia	22-38	2		Oct. 12, 2014	Philip Rivers	at Oakland	22-34	3
346	Dec. 14, 2008	Philip Rivers	at Kansas City	34-48	2		Jan. 2, 2011	Philip Rivers	at Denver	21-37	0
345	Oct. 22, 1967	John Hadl	at Denver	15-34	3		Oct. 15, 1978	Dan Fouts	vs. Miami	22-30	1
344	Dec. 3, 2017	Philip Rivers	vs. Cleveland	31-43	1		Dec. 20, 2015	Philip Rivers	vs. Miami	26-36	3
	Oct. 6, 1985	Mark Herrmann	at Seattle	26-35	3		Nov. 19, 2000	Ryan Leaf	at Denver	13-27	3
	Sept. 22, 1985	Dan Fouts	at Cincinnati	25-43	4		Nov. 11, 1996	Stan Humphries	vs. Detroit	24-32	3
343	Nov. 24, 1985	Dan Fouts	at Houston Oilers	24-36	2	310	Sept. 29, 2019	Philip Rivers	at Miami	24-30	2
	Dec. 6, 1981	Dan Fouts	vs. Buffalo	28-42	2		Jan. 1, 2012	Philip Rivers	at Oakland	19-26	3
342	Nov. 30, 1980	Dan Fouts	vs. Philadelphia	20-28	2		Oct. 11, 1981	Dan Fouts	vs. Minnesota	20-38	2
341	Nov. 3, 2013	Philip Rivers	at Washington (OT)	29-46	2	309	Nov. 18, 2007	Philip Rivers	at Jacksonville	22-40	1
	Oct. 26, 2008	Philip Rivers	at New Orleans*	25-40	3	308	Dec. 20, 2009	Doug Flutie	vs. Arizona	24-38	3
	* — Played at Wembley Stadium in London, England.						Nov. 25, 2001	Doug Flutie	vs. Arizona	33-44	2
	Dec. 4, 1966	John Hadl	at Houston Oilers	20-35	4		Dec. 16, 1990	Billy Joe Tolliver	at Denver	26-51	1
340	Nov. 13, 1983	Ed Luther	vs. Dallas Cowboys	26-43	1		Dec. 22, 1980	Dan Fouts	vs. Pittsburgh	21-37	0

Yards	Date	Player	Opponent	Cmp-Att	TD
307	Dec. 15, 2019	Philip Rivers	vs. Minnesota	28-39	1
	Oct. 2, 2011	Philip Rivers	vs. Miami	21-31	1
	Dec. 9, 2001	Doug Flutie	at Philadelphia	20-44	2
	Oct. 15, 1967	John Hadl	vs. Kansas City	17-32	2
	Nov. 27, 1960	Jack Kemp	vs. Oakland	13-24	2
306	Oct. 21, 2018	Philip Rivers	vs. Tennessee*	19-26	2
* – Played at Wembley Stadium in London, England.					
	Oct. 12, 2008	Philip Rivers	vs. New England	18-27	3
	Sept. 23, 2007	Philip Rivers	at Green Bay	27-36	3
	Oct. 13, 1991	John Friesz	at L.A. Rams	21-33	2
305	Oct. 31, 2010	Philip Rivers	vs. Tennessee	27-36	2
	Sept. 3, 1995	Stan Humphries	at Oakland	23-47	1
	Dec. 24, 1989	Billy Joe Tolliver	vs. Denver	22-48	0
	Oct. 7, 1979	Dan Fouts	at Denver	27-45	0

Yards	Date	Player	Opponent	Cmp-Att	TD
304	Nov. 29, 1998	Craig Whelihan	vs. Denver	30-53	1
303	Sept. 27, 2009	Philip Rivers	vs. Miami	18-33	0
	Jan. 2, 1983	Dan Fouts	vs. L.A. Raiders	18-38	1
	Oct. 25, 1979	Dan Fouts	at Oakland	21-37	2
302	Nov. 3, 1985	Dan Fouts	vs. Denver	23-34	2
	Oct. 4, 1981	Dan Fouts	vs. Seattle	30-41	3
	Oct. 15, 1961	Jack Kemp	at Titans of N.Y.	15-38	0
301	Nov. 1, 2015	Philip Rivers	at Baltimore Ravens	28-37	3
300	Nov. 29, 2015	Philip Rivers	at Jacksonville	29-43	4

**REGULAR-SEASON 300-YARD PASSING GAMES BY PLAYER (16 PLAYERS, 178 PERFORMANCES):** Philip Rivers (70), Dan Fouts (51), John Hadl (16), Drew Brees (7), Stan Humphries (6), Jack Kemp (5), Doug Flutie (4), Ed Luther (4), Jim Harbaugh (3), Mark Herrmann (3), Billy Joe Tolliver (3), John Friesz (2), Ryan Leaf (1), Jim McMahon (1), Tobin Rote (1), Craig Whelihan (1).

### POSTSEASON 300-YARD PASSING PERFORMANCES

Yards	Date	Player	Opponent	Cmp-Att	TD
433	Jan. 2, 1982	Dan Fouts	at Miami (OT)**	33-53	3
336	Jan. 11, 1981	Dan Fouts	vs. Oakland***	22-45	2
333	Dec. 29, 1979	Dan Fouts	vs. Houston Oilers**	25-47	0
	Jan. 9, 1983	Dan Fouts	at Pittsburgh*	27-42	3
331	Jan. 13, 2019	Philip Rivers	at New England**	25-52	3
319	Jan. 8, 2005	Drew Brees	vs. N.Y. Jets (OT)*	31-42	2
314	Jan. 3, 1981	Dan Fouts	vs. Buffalo**	22-37	2
308	Jan. 11, 2009	Philip Rivers	at Pittsburgh**	21-35	3

† – AFL Championship

\* – AFC Wild Card

\*\* – AFC Divisional

\*\*\* – AFC Championship

**POSTSEASON 300-YARD PASSING GAMES BY PLAYER (3 PLAYERS, 8 PERFORMANCES):** Dan Fouts (5), Philip Rivers (2), Drew Brees (1).

### 300-YARD PASSING PERFORMANCES BY SEASON

Season	Player	Reg. Season	Postseason	Season	Player	Reg. Season	Postseason	Season	Player	Reg. Season	Postseason
1960	Jack Kemp	2	0	1985	Dan Fouts	7	0	2003	Drew Brees	1	0
1961	Jack Kemp	3	0		Mark Herrmann	3	0	2004	Drew Brees	1	0
1963	Tobin Rote	1	0	1986	Dan Fouts	1	0	2005	Drew Brees	2	0
1965	John Hadl	2	0	1987	Dan Fouts	3	0	2006	Philip Rivers	2	0
1966	John Hadl	2	0	1989	Billy Joe Tolliver	2	0	2007	Philip Rivers	2	0
1967	John Hadl	4	0		Jim McMahon	1	0	2008	Philip Rivers	5	1
1968	John Hadl	5	0	1990	Billy Joe Tolliver	1	0	2009	Philip Rivers	5	0
1971	John Hadl	3	0	1991	John Friesz	2	0	2010	Philip Rivers	6	0
1974	Dan Fouts	1	0	1992	Stan Humphries	1	0	2011	Philip Rivers	6	0
1975	Dan Fouts	1	0	1994	Stan Humphries	1	0	2012	Philip Rivers	2	0
1978	Dan Fouts	2	0	1995	Stan Humphries	2	0	2013	Philip Rivers	5	0
1979	Dan Fouts	6	1	1996	Stan Humphries	1	0	2014	Philip Rivers	4	0
1980	Dan Fouts	8	2	1997	Stan Humphries	1	0	2015	Philip Rivers	8	0
1981	Dan Fouts	7	1	1998	Craig Whelihan	1	0	2016	Philip Rivers	6	0
1982	Dan Fouts	5	1	1999	Jim Harbaugh	2	0	2017	Philip Rivers	6	0
1983	Dan Fouts	5	0	2000	Jim Harbaugh	1	0	2018	Philip Rivers	5	1
	Ed Luther	3	0		Ryan Leaf	1	0	2019	Philip Rivers	8	0
1984	Dan Fouts	5	0	2001	Doug Flutie	4	0				
	Ed Luther	1	0	2002	Drew Brees	3	0				

### REGULAR-SEASON 100-YARD RUSHING PERFORMANCES

Yards	Date	Player	Opponent	Att	TD	Yards	Date	Player	Opponent	Att	TD
243	Dec. 28, 2003	LaDainian Tomlinson	vs. Oakland	31	2	157	Sept. 16, 1979	Clarence Williams	vs. Buffalo	18	4
220	Dec. 1, 2002	LaDainian Tomlinson	vs. Denver (OT)	37	3		Sept. 29, 1974	Don Woods	vs. Miami	18	2
217	Sept. 29, 2002	LaDainian Tomlinson	vs. New England	27	2		Oct. 3, 1965	Paul Lowe	vs. Houston Oilers	20	0
	Dec. 18, 1988	Gary Anderson	vs. Kansas City	34	1	155	Sept. 24, 1984	Earnest Jackson	at L.A. Raiders	29	1
200	Oct. 19, 2003	LaDainian Tomlinson	at Cleveland	26	1	154	Oct. 27, 1974	Don Woods	vs. Kansas City	22	1
199	Dec. 17, 2006	LaDainian Tomlinson	vs. Kansas City	25	2	153	Oct. 20, 2002	LaDainian Tomlinson	at Oakland (OT)	39	1
198	Oct. 14, 2007	LaDainian Tomlinson	vs. Oakland	24	4	151	Nov. 16, 1981	Chuck Muncie	at Seattle	20	0
196	Nov. 6, 2016	Melvin Gordon	vs. Tennessee	32	1		Nov. 3, 1968	Dickie Post	vs. Miami	21	2
192	Sept. 25, 2005	LaDainian Tomlinson	vs. N.Y. Giants	21	3	150	Oct. 18, 1992	Rod Bernstein	vs. Indianapolis	23	2
189	Dec. 24, 1967	Brad Hubbard	vs. N.Y. Jets	15	2	149	Nov. 27, 1960	Paul Lowe	vs. Oakland	26	1
187	Sept. 28, 2003	LaDainian Tomlinson	at Oakland (OT)	28	1	147	Oct. 7, 2007	Michael Turner	at Denver	10	1
184	Nov. 27, 2005	LaDainian Tomlinson	at Washington (OT)	25	3		Oct. 3, 2004	LaDainian Tomlinson	vs. Tennessee	17	1
183	Oct. 29, 2006	LaDainian Tomlinson	vs. St. Louis Rams	25	2		Sept. 21, 1969	Dickie Post	at Cincinnati	15	0
	Jan. 2, 2000	Jermaine Fazande	at Denver	30	1	146	Dec. 9, 2007	LaDainian Tomlinson	at Tennessee (OT)	26	1
	Dec. 22, 1963	Paul Lowe	vs. Denver	17	2	145	Dec. 23, 2001	LaDainian Tomlinson	at Kansas City	27	0
181	Oct. 5, 1997	Gary Brown	at Oakland	36	1		Nov. 13, 1988	Gary Anderson	at Atlanta	24	0
178	Dec. 3, 2006	LaDainian Tomlinson	at Buffalo	28	2		Dec. 3, 1972	Mike Garrett	vs. Oakland	28	0
177	Dec. 2, 2007	LaDainian Tomlinson	at Kansas City	23	2	144	Dec. 29, 2013	Ryan Mathews	vs. Kansas City (OT)	24	0
176	Dec. 17, 1989	Marion Butts	at Kansas City	39	0		Nov. 12, 1978	Lydell Mitchell	vs. Kansas City (OT)	29	0
172	Nov. 5, 2006	LaDainian Tomlinson	vs. Cleveland	18	3	142	Dec. 1, 1974	Don Woods	at N.Y. Jets	25	1
170	Dec. 11, 1988	Gary Anderson	vs. Pittsburgh	26	0	140	Oct. 16, 2005	LaDainian Tomlinson	at Oakland	31	1
169	Oct. 26, 1997	Gary Brown	vs. Indianapolis	28	1		Sept. 6, 1968	Dickie Post	vs. Cincinnati	16	1
166	Sept. 30, 1962	Keith Lincoln	at Oakland	12	1	138	Sept. 17, 2006	Michael Turner	vs. Tennessee	13	0
165	Sept. 20, 1998	Natrone Means	at Kansas City	22	1	137	Nov. 27, 2011	Ryan Mathews	vs. Denver (OT)	22	0
164	Nov. 21, 2004	LaDainian Tomlinson	at Oakland	37	1		Oct. 28, 1960	Paul Lowe	at Boston	8	1
162	Nov. 9, 2003	LaDainian Tomlinson	vs. Minnesota	16	2	134	Oct. 2, 2005	LaDainian Tomlinson	at New England	25	2
161	Sept. 7, 1981	Chuck Muncie	at Cleveland	24	1	133	Oct. 6, 1974	Don Woods	vs. Philadelphia	21	0
	Oct. 13, 1963	Paul Lowe	vs. N.Y. Jets	16	1						
159	Dec. 2, 1990	Marion Butts	vs. N.Y. Jets	26	2						





## POSTSEASON 100-YARD RUSHING PERFORMANCES

Yards	Date	Player	Opp	Att	TD	Yards	Date	Player	Opp	Att	TD
206	Jan. 5, 1964	Keith Lincoln	vs. Boston †	13	1	123	Jan. 14, 2007	LaDainian Tomlinson	vs. New England**	23	2
165	Jan. 1, 1961	Paul Lowe	at Houston Oilers†	21	1	120	Jan. 2, 1982	Chuck Muncie	at Miami**	24	1
139	Jan. 8, 1995	Natrone Means	vs. Miami**	24	1	119	Jan. 2, 1993	Marion Butts	vs. Kansas City*	15	1
126	Jan. 9, 1983	Chuck Muncie	at Pittsburgh*	25	0	105	Jan. 3, 2009	Darren Sproles	vs. Indianapolis*	22	2

† – AFL Championship

\* – AFC Wild Card

\*\* – AFC Divisional

**POSTSEASON 100-YARD RUSHING GAMES BY PLAYER (7 PLAYERS, 8 PERFORMANCES):** Chuck Muncie (2), Marion Butts (1), Keith Lincoln (1), Paul Lowe (1), Natrone Means (1), Darren Sproles (1), LaDainian Tomlinson (1).

## 100-YARD RUSHING PERFORMANCES BY SEASON

Season	Player	Reg. Season	Postseason	Season	Player	Reg. Season	Postseason	Season	Player	Reg. Season	Postseason
1960	Paul Lowe	3	1	1980	Chuck Muncie	2	0	2001	LaDainian Tomlinson	4	0
	Fred Ford	1	0		John Cappelletti	1	0	2002	LaDainian Tomlinson	7	0
1961	Paul Lowe	4	0		Mike Thomas	1	0	2003	LaDainian Tomlinson	6	0
1962	Keith Lincoln	1	0	1981	Chuck Muncie	4	0	2004	LaDainian Tomlinson	6	0
	Jacque MacKinnon	1	0	1982	Chuck Muncie	2	1		Jesse Chatman	1	0
	Gerry McDougall	1	0		James Brooks	1	0	2005	LaDainian Tomlinson	5	0
1963	Keith Lincoln	4	1	1983	Chuck Muncie	1	0		Michael Turner	1	0
	Paul Lowe	2	0	1984	Earnest Jackson	2	0	2006	LaDainian Tomlinson	10	1
1964	Keith Lincoln	1	0	1985	Gary Anderson	1	0		Michael Turner	1	0
1965	Paul Lowe	4	0		Lionel James	1	0	2007	LaDainian Tomlinson	6	0
	Gene Foster	1	0	1986	Gary Anderson	1	0		Darren Sproles	1	0
1966	Paul Lowe	2	0	1988	Gary Anderson	5	0		Michael Turner	1	0
1967	Dickie Post	3	0	1989	Marion Butts	1	0	2008	LaDainian Tomlinson	2	0
	Brad Hubbard	1	0	1990	Marion Butts	5	0		Darren Sproles	1	1
1968	Dickie Post	3	0		Rod Bernstine	1	0	2010	Mike Tolbert	3	0
	Gene Foster	1	0	1991	Rod Bernstine	3	0	2011	Ryan Mathews	5	0
	Russ Smith	1	0	1992	Marion Butts	2	1	2013	Ryan Mathews	6	0
1969	Dickie Post	5	0		Rod Bernstine	1	0	2014	Brandon Oliver	2	0
1972	Mike Garrett	4	0	1993	Natrone Means	2	0		Ryan Mathews	1	0
1973	Mike Garrett	1	0	1994	Natrone Means	6	1	2016	Melvin Gordon	3	0
1974	Don Woods	7	0	1995	Natrone Means	3	0	2017	Melvin Gordon	2	0
	Cid Edwards	1	0		Aaron Hayden	1	0	2018	Melvin Gordon III	3	0
1975	Rickey Young	2	0	1997	Gary Brown	2	0	2019	Austin Ekeler	1	0
	Don Woods	1	0	1998	Natrone Means	4	0		Melvin Gordon III	1	0
1978	Lydell Mitchell	2	0		Terrell Fletcher	2	0				
1979	Clarence Williams	1	0	1999	Jermaine Fzande	1	0				

## REGULAR-SEASON 100-YARD RECEIVING PERFORMANCES

Yards	Date	Player	Opponent	Rec	TD	Yards	Date	Player	Opponent	Rec	TD
260	Dec. 20, 1982	Wes Chandler	vs. Cincinnati	10	2	164	Nov. 30, 1980	John Jefferson	vs. Philadelphia	8	0
243	Sept. 15, 1985	Wes Chandler	vs. Seattle	13	1	163	Sept. 10, 1995	Tony Martin	vs. Seattle	13	1
232	Oct. 20, 1963	Lance Alworth	at Kansas City	9	2		Oct. 5, 1968	Gary Garrison	at N.Y. Jets	6	2
213	Oct. 10, 2010	Malcom Floyd	at Oakland	8	1	162	Sept. 17, 1989	Anthony Miller	vs. Houston Oilers	7	2
	Oct. 29, 1967	Lance Alworth	at Oakland	10	1		Dec. 11, 1983	Kellen Winslow	vs. Kansas City	14	3
211	Sept. 11, 1965	Lance Alworth	vs. Denver	7	1		Oct. 31, 1971	Gary Garrison	vs. N.Y. Jets	6	1
210	Nov. 10, 1963	Lance Alworth	at Boston	13	1	160	Oct. 26, 1980	John Jefferson	at Dallas Cowboys	8	1
203	Nov. 1, 1964	Lance Alworth	vs. Oakland	8	2		Dec. 19, 1965	Lance Alworth	vs. Oakland	5	1
194	Nov. 8, 1981	Wes Chandler	vs. Cincinnati	10	2		Oct. 7, 1961	Dave Kocurek	at Boston	3	1
191	Sept. 7, 1981	Charlie Joiner	at Cleveland	6	0	159	Nov. 19, 2017	Keenan Allen	vs. Buffalo	12	2
188	Sept. 28, 1969	Gary Garrison	vs. N.Y. Jets	10	2	157	Oct. 18, 2015	Keenan Allen	at Green Bay	14	0
185	Nov. 26, 1964	Lance Alworth	vs. Buffalo	4	2		Oct. 7, 1984	Kellen Winslow	at Green Bay	15	0
183	Sept. 22, 2019	Keenan Allen	vs. Houston	13	2	156	Dec. 30, 2001	Curtis Conway	vs. Seattle	11	1
	Sept. 21, 1968	Lance Alworth	vs. Houston Oilers	8	1		Dec. 10, 1972	Gary Garrison	at Denver	10	1
182	Oct. 13, 1968	Lance Alworth	at Oakland	9	1		Dec. 18, 1966	Lance Alworth	vs. Kansas City	8	1
181	Oct. 5, 2003	David Boston	at Jacksonville	14	2	155	Sept. 28, 1997	Tony Martin	vs. Baltimore Ravens	4	3
	Nov. 14, 1965	Lance Alworth	at Kansas City	6	1		Dec. 4, 1978	John Jefferson	vs. Chicago	7	1
180	Nov. 2, 1963	Lance Alworth	at N.Y. Jets	5	1	154	Dec. 8, 1985	Wes Chandler	vs. Pittsburgh	5	2
179	Dec. 3, 1984	Bobby Duckworth	vs. Chicago	3	1	153	Nov. 2, 1980	Kellen Winslow	at Cincinnati	9	1
177	Oct. 23, 1966	Lance Alworth	at Boston	6	2	152	Nov. 17, 2002	Curtis Conway	vs. San Francisco (OT)	7	0
175	Dec. 10, 1961	Dave Kocurek	vs. Dallas	3	1		Sept. 18, 1994	Tony Martin	at Seattle	6	1
172	Nov. 23, 2017	Keenan Allen	at Buffalo Cowboys	11	1		Oct. 10, 1989	Anthony Miller	at Washington	8	1
	Sept. 18, 2011	Vincent Jackson	at New England	10	2	150	Oct. 6, 1985	Wes Chandler	at Seattle	9	2
	Dec. 11, 1994	Tony Martin	vs. San Francisco	9	1	149	Oct. 13, 1991	Anthony Miller	at L.A. Rams	7	1
	Oct. 20, 1968	Jacque MacKinnon	vs. Denver	6	2		Dec. 17, 1978	John Jefferson	at Houston Oilers	6	2
171	Dec. 22, 1980	Kellen Winslow	vs. Pittsburgh	10	0		Dec. 9, 1973	Jerry LeVias	vs. Denver	5	1
	Oct. 19, 1980	Charlie Joiner	vs. N.Y. Giants	10	1		Dec. 20, 1970	Gary Garrison	vs. Kansas City	5	0
	Dec. 1, 1968	Lance Alworth	at Denver	9	4		Oct. 8, 1966	Lance Alworth	at N.Y. Jets	10	0
169	Oct. 27, 1968	Lance Alworth	at Kansas City	6	0	148	Dec. 2, 2018	Keenan Allen	at Pittsburgh	14	1
	Nov. 19, 1961	Dave Kocurek	vs. Dallas Texans	7	1		Dec. 7, 2008	Vincent Jackson	vs. Oakland	5	1
168	Dec. 17, 1995	Tony Martin	at Indianapolis	10	2		Dec. 2, 2003	LaDainian Tomlinson	at Detroit	9	2
	Nov. 10, 1985	Lionel James	vs. L.A. Raiders (OT)	11	1		Nov. 24, 1996	Tony Martin	at Kansas City	5	2
	Oct. 21, 1979	Charlie Joiner	at L.A. Rams	7	0	147	Dec. 7, 1969	Lance Alworth	vs. Boston	6	1
	Oct. 10, 1965	Lance Alworth	at Buffalo	8	2		Dec. 4, 1966	Lance Alworth	at Houston Oilers	4	2
	Nov. 15, 1964	Lance Alworth	at Kansas City	5	1		Dec. 4, 1965	Lance Alworth	vs. N.Y. Jets	7	2
167	Dec. 6, 2009	Antonio Gates	at Cleveland	8	0	146	Sept. 16, 1984	Kellen Winslow	vs. Houston Oilers	10	0
166	Sept. 13, 2015	Keenan Allen	vs. Detroit	15	0	145	Oct. 30, 2005	Antonio Gates	vs. Kansas City	10	3
	Sept. 13, 1981	Charlie Joiner	vs. Detroit	7	0		Dec. 11, 1982	Charlie Joiner	at San Francisco	8	0
165	Nov. 20, 2011	Vincent Jackson	at Chicago	7	1		Oct. 3, 1965	Lance Alworth	vs. Houston Oilers	4	2
	Oct. 18, 1970	Gary Garrison	at Chicago	8	2						

GENERAL INFORMATION	2019 IN REVIEW	DRAFT PICKS & FREE AGENTS	VETERANS	FRONT OFFICE	COMMUNITY	REGULAR-SEASON 100-YARD RECEIVING PERFORMANCES											
						Yards	Date	Player	Opponent	Rec	TD	Yards	Date	Player	Opponent	Rec	TD
						144	Oct. 3, 2010	Antonio Gates	vs. Arizona	7	2	122	Sept. 20, 1970	Gary Garrison	vs. Baltimore Colts	3	2
							Dec. 14, 2003	LaDainian Tomlinson	vs. Green Bay	11	2		Dec. 14, 1969	Lance Alworth	vs. Buffalo	7	1
							Nov. 19, 2000	Jeff Graham	at Denver	4	2	121	Nov. 30, 2014	Keenan Allen	at Baltimore Ravens	11	2
							Nov. 22, 1981	Kellen Winslow	at Oakland	13	5		Nov. 5, 1995	Tony Martin	vs. Miami	7	1
						143	Oct. 15, 2000	Curtis Conway	at Buffalo (OT)	7	1		Nov. 28, 1982	Charlie Joiner	vs. Denver	7	0
						142	Oct. 25, 2009	Vincent Jackson	at Kansas City	5	1		Sept. 29, 1968	Gary Garrison	at Cincinnati	5	2
							Nov. 7, 1993	Anthony Miller	at Minnesota	7	1		Sept. 24, 1967	Lance Alworth	vs. Houston Oilers	10	1
							Oct. 4, 1992	Anthony Miller	vs. Seattle	9	2		Oct. 15, 1961	Don Norton	at Titans of N.Y.	5	0
							Nov. 3, 1974	Harrison Davis	vs. Cleveland	4	1	120	Oct. 2, 2016	Dontrelle Inman	vs. New Orleans	7	1
							Oct. 22, 1967	Lance Alworth	at Denver	5	1		Dec. 13, 2009	Vincent Jackson	at Dallas Cowboys	7	0
							Oct. 23, 1965	Lance Alworth	at N.Y. Jets	7	1		Sept. 27, 2009	Vincent Jackson	vs. Miami	5	0
						141	Nov. 6, 2011	Vincent Jackson	vs. Green Bay	7	3		Oct. 28, 2001	Curtis Conway	vs. Buffalo	9	0
							Sept. 20, 2009	Vincent Jackson	vs. Baltimore Ravens	6	1		Sept. 3, 1995	Shawn Jefferson	at Oakland	6	1
							Nov. 28, 1999	Jeff Graham	at Minnesota	6	0		Dec. 26, 1982	Kellen Winslow	vs. Baltimore Colts	7	3
						140	Oct. 23, 2016	Tyrell Williams	at Atlanta (OT)	7	0		Sept. 12, 1982	Wes Chandler	at Denver	4	0
							Jan. 3, 2010	Malcom Floyd	vs. Washington	9	0	119	Nov. 19, 1961	Don Norton	vs. Dallas Texans	6	0
							Dec. 6, 1987	Wes Chandler	at Houston Oilers	10	0		Nov. 27, 2016	Dontrelle Inman	at Houston Texans	6	1
							Sept. 23, 1962	Dave Kocourek	vs. Houston Oilers	5	0		Sept. 11, 1994	Mark Seay	vs. Cincinnati	8	2
						139	Nov. 23, 2003	David Boston	vs. Cincinnati	9	2		Jan. 2, 1994	Anthony Miller	at Tampa Bay	7	1
						138	Oct. 1, 2017	Keenan Allen	vs. Philadelphia	5	0		Sept. 12, 1993	Nate Lewis	at Denver	10	1
							Sept. 22, 1996	Tony Martin	at Oakland	10	3		Nov. 18, 1984	Eric Sievers	vs. Miami (OT)	12	2
							Jan. 2, 1983	Wes Chandler	vs. L.A. Raiders	6	1		Nov. 4, 1984	Charlie Joiner	at Indianapolis	9	1
						137	Sept. 16, 1990	Anthony Miller	vs. Cincinnati	9	0		Sept. 24, 1984	Kellen Winslow	at L.A. Raiders	9	1
							Oct. 14, 1979	John Jefferson	vs. Seattle	9	2		Nov. 3, 1974	Don Woods	vs. Cleveland	3	2
							Oct. 5, 1968	Lance Alworth	at N.Y. Jets	8	1		Oct. 22, 1972	Gary Garrison	at Detroit	7	2
						136	Sept. 29, 2013	Antonio Gates	vs. Dallas Cowboys	10	1		Nov. 23, 1967	Gary Garrison	vs. Denver	4	0
						135	Sept. 28, 2014	Keenan Allen	vs. Jacksonville	10	0		Oct. 2, 1966	Lance Alworth	vs. Miami	6	2
							Oct. 12, 1980	Charlie Joiner	at Oakland	8	0		Sept. 12, 1964	Lance Alworth	vs. Houston Oilers	6	1
						134	Nov. 11, 2012	Danario Alexander	at Tampa Bay	5	1		Dec. 8, 1963	Don Norton	at Oakland	6	1
							Oct. 12, 2008	Vincent Jackson	vs. New England	5	1		Nov. 27, 1960	Don Norton	vs. Oakland	4	1
							Sept. 25, 1983	Wes Chandler	vs. Cleveland (OT)	6	2	118	Oct. 20, 2019	Austin Ekeler	at Tennessee	7	1
							Sept. 26, 1976	Charlie Joiner	vs. St. Louis Cardinals	5	1		Oct. 21, 2018	Tyrell Williams	vs. Tennessee*	4	1
	Oct. 2, 1966	Gene Foster	vs. Miami	6	2	* – Played at Wembley Stadium in London, England.											
133	Dec. 31, 2017	Keenan Allen	vs. Oakland	9	1		Oct. 14, 2018	Tyrell Williams	at Cleveland	3	2						
	Sept. 27, 2015	Keenan Allen	at Minnesota	12	2		Nov. 29, 2009	Antonio Gates	vs. Kansas City	7	2						
	Sept. 9, 1984	Pete Holohan	at Seattle	6	0		Dec. 12, 2004	Eric Parker	vs. Tampa Bay	6	1						
132	Dec. 10, 2017	Tyrell Williams	vs. Washington	4	1		Nov. 19, 2000	Curtis Conway	at Denver	4	1						
	Nov. 6, 2005	Antonio Gates	at N.Y. Jets	8	0		Oct. 13, 1985	Charlie Joiner	vs. Kansas City	6	1						
	Dec. 3, 1995	Tony Martin	vs. Cleveland	9	1		Sept. 22, 1985	Lionel James	at Cincinnati	5	1						
131	Sept. 14, 1980	Kellen Winslow	vs. Oakland (OT)	9	1		Dec. 26, 1982	Wes Chandler	vs. Baltimore Colts	4	2						
130	Oct. 20, 1968	Lance Alworth	vs. Denver	4	1		Nov. 22, 1982	Wes Chandler	at L.A. Raiders	7	0						
129	Nov. 12, 1978	John Jefferson	vs. Kansas City (OT)	7	2	117	Oct. 1, 2019	Mike Williams	at Denver	5	0						
	Dec. 29, 2002	Stephen Alexander	vs. Seattle (OT)	8	1		Oct. 9, 2016	Travis Benjamin	at Oakland	7	0						
	Oct. 13, 2002	Curtis Conway	vs. Kansas City	8	0		Oct. 9, 2016	Tyrell Williams	at Oakland	5	1						
	Oct. 25, 1992	Anthony Miller	vs. Denver	6	1		Oct. 6, 2013	Vincent Brown	at Oakland	7	0						
	Nov. 5, 1989	Anthony Miller	vs. Philadelphia	5	2		Oct. 17, 2010	Patrick Crayton	at St. Louis Rams	6	0						
128	Nov. 3, 2013	Keenan Allen	at Washington (OT)	8	1		Dec. 14, 2003	Antonio Gates	vs. Green Bay	5	0						
	Sept. 6, 1998	Bryan Still	vs. Buffalo	6	1		Oct. 14, 2001	Curtis Conway	at New England (OT)	4	0						
	Nov. 3, 1996	Tony Martin	at Indianapolis	6	1		Nov. 20, 1983	Kellen Winslow	at St. Louis Cardinals	5	0						
	Dec. 15, 1968	Gary Garrison	vs. Oakland	4	0		Sept. 30, 1973	Gary Garrison	vs. Cincinnati	4	1						
127	Jan. 1, 2012	Malcom Floyd	at Oakland	7	1	116	Dec. 18, 1994	Tony Martin	at N.Y. Jets	3	2						
	Nov. 9, 1980	Charlie Joiner	vs. Denver	9	0		Dec. 16, 1990	Ronnie Harmon	at Denver	8	0						
	Dec. 11, 1966	Lance Alworth	vs. N.Y. Jets	7	0		Oct. 15, 1989	Anthony Miller	vs. Seattle	7	0						
	Nov. 25, 1965	Lance Alworth	vs. Buffalo	7	0		Dec. 13, 1987	Wes Chandler	vs. Pittsburgh	7	0						
126	Dec. 6, 1981	Kellen Winslow	vs. Buffalo	6	1		Dec. 20, 1982	Kellen Winslow	vs. Cincinnati	6	0						
	Nov. 11, 1962	Dave Kocourek	vs. Buffalo	7	1		Sept. 22, 1974	Gary Garrison	at Cincinnati	8	0						
125	Nov. 13, 2016	Tyrell Williams	vs. Miami	5	1	115	Oct. 1, 2017	Tyrell Williams	vs. Philadelphia	5	1						
	Dec. 11, 1982	Wes Chandler	at San Francisco	7	3		Sept. 18, 2016	Keenan Allen	vs. Jacksonville	6	2						
	Oct. 4, 1969	Lance Alworth	vs. Cincinnati	8	0		Oct. 6, 2013	Travis Benjamin	at Oakland	6	1						
	Nov. 12, 1967	Lance Alworth	vs. Miami	4	1		Sept. 2, 1984	Bobby Duckworth	at Minnesota	4	0						
	Nov. 4, 1962	Jerry Robinson	vs. Denver	3	1		Sept. 18, 1983	Eric Sievers	at Seattle	6	2						
124	Nov. 4, 2018	Keenan Allen	at Seattle	6	0		Oct. 7, 1979	Charlie Joiner	at Denver	7	0						
	Nov. 24, 2013	Keenan Allen	at Kansas City	9	0		Dec. 24, 1967	Gary Garrison	vs. N.Y. Jets	8	0						
	Sept. 15, 2013	Antonio Gates	at Philadelphia	8	0	114	Dec. 12, 1999	Jeff Graham	at Seattle	9	0						
	Oct. 4, 2009	Antonio Gates	at Pittsburgh	9	2		Dec. 9, 1995	Mark Seay	vs. Arizona	7	2						
	Sept. 20, 2009	Darren Sproles	vs. Baltimore Ravens	7	1		Oct. 12, 1980	John Jefferson	at Oakland	5	1						
	Nov. 10, 1991	Anthony Miller	vs. Seattle	5	0		Nov. 22, 1970	Gary Garrison	at Oakland	6	2						
	Dec. 15, 1985	Wes Chandler	vs. Philadelphia	5	0	113	Oct. 6, 1963	Lance Alworth	at Denver	4	1						
	Oct. 25, 1981	Charlie Joiner	at Chicago (OT)	5	1		Oct. 7, 2007	Antonio Gates	at Denver	7	1						
	Oct. 25, 1970	Lance Alworth	vs. Houston Oilers	2	1		Sept. 23, 2007	Antonio Gates	at Green Bay	11	0						
	Oct. 9, 1964	Lance Alworth	at Boston	8	2		Sept. 15, 2002	Curtis Conway	vs. Houston Texans	5	1						
	Oct. 28, 1960	Ralph Anderson	at Boston	6	1		Dec. 24, 2000	Jeff Graham	vs. Pittsburgh	5	1						
123	Sept. 8, 2019	Keenan Allen	vs. Indianapolis	8	1		Oct. 15, 2000	Jeff Graham	at Buffalo (OT)	9	1						
	Oct. 31, 2010	Antonio Gates	vs. Tennessee	5	1		Dec. 26, 1999	Jeff Graham	vs. Oakland	3	1						
	Dec. 11, 2005	Antonio Gates	vs. Miami	13	1		Nov. 11, 1996	Tony Martin	vs. Detroit	8	1						
	Sept. 11, 2005	Keenan McCardell	vs. Dallas Cowboys	9	2		Dec. 21, 1986	Wes Chandler	at Cleveland	6	1						
	Sept. 12, 2004	Antonio Gates	at Houston Texans	8	0		Nov. 20, 1986	Gary Anderson	vs. L.A. Raiders (OT)	7	0						
	Oct. 3, 1993	Anthony Miller	at Seattle	10	1		Dec. 13, 1980	John Jefferson	vs. Seattle	8	1						
	Nov. 25, 1979	Charlie Joiner	vs. Kansas City	9	1		Oct. 18, 1964	Dave Kocourek	vs. Denver	4	1						
	Oct. 16, 1966	Keith Lincoln	at Buffalo	5	1												
	Dec. 4, 1960	Dave Kocourek	at Oakland*	6	0												

# REGULAR-SEASON 100-YARD RECEIVING PERFORMANCES

Yards	Date	Player	Opponent	Rec	TD
112	Dec. 8, 2019	Austin Ekeler	at Jacksonville	4	1
	Dec. 16, 2010	Vincent Jackson	vs. San Francisco	5	3
	Dec. 13, 1981	Wes Chandler	at Tampa Bay	8	0
	Oct. 21, 1979	John Jefferson	at L.A. Rams	3	1
111	Sept. 26, 1964	Don Norton	at Buffalo	4	0
	Nov. 3, 2019	Mike Williams	vs. Green Bay	3	0
	Dec. 10, 2017	Keenan Allen	vs. Washington	6	0
	Nov. 7, 2010	Seyi Ajirotutu	at Houston Texans	4	2
	Dec. 21, 2008	Vincent Jackson	at Tampa Bay	7	0
	Nov. 11, 2001	Curtis Conway	at Denver	3	1
	Oct. 29, 2000	Freddie Jones	vs. Oakland	10	2
	Nov. 29, 1981	Wes Chandler	vs. Denver	4	0
	Oct. 16, 1977	Don Woods	vs. New England	8	0
	Oct. 3, 1971	Billy Parks	at Pittsburgh	8	1
	Nov. 27, 1966	Lance Alworth	at Denver	6	2
110	Oct. 27, 1963	Jacque MacKinnon	vs. Oakland	3	1
	Sept. 13, 2010	Legedu Naanee	vs. Kansas City	5	1
	Oct. 3, 2004	Reche Caldwell	vs. Tennessee	3	1
	Dec. 9, 2001	Jeff Graham	at Philadelphia	5	2
	Dec. 27, 1993	Anthony Miller	vs. Miami	7	2
	Nov. 15, 1992	Anthony Miller	at Cleveland	7	1
	Oct. 11, 1987	Al Williams	at Tampa Bay	5	0
	Nov. 30, 1986	Wes Chandler	at Indianapolis	5	1
	Dec. 8, 1985	Charlie Joiner	vs. Pittsburgh	6	0
	Sept. 4, 1983	Bobby Duckworth	vs. N.Y. Jets	4	1
	Oct. 26, 1980	Kellen Winslow	at Dallas Cowboys	5	2
109	Sept. 14, 1980	John Jefferson	vs. Oakland (OT)	9	2
	Oct. 22, 1978	Charlie Joiner	at Detroit	5	1
	Dec. 3, 1961	Don Norton	at Houston Oilers	6	2
	Sept. 16, 2012	Malcom Floyd	vs. Tennessee	6	0
	Sept. 26, 2010	Antonio Gates	at Seattle	7	1
	Nov. 12, 2006	Malcom Floyd	at Cincinnati	5	1
	Dec. 7, 1997	Eric Metcalf	vs. Atlanta	8	0
	Oct. 25, 1979	John Jefferson	at Oakland	4	1
	Dec. 1, 1974	Gary Garrison	at N.Y. Jets	4	1
	Sept. 21, 1969	Gary Garrison	at Cincinnati	3	0
	Oct. 17, 1965	Lance Alworth	at Boston	3	1
108	Nov. 20, 1960	Ralph Anderson	vs. Buffalo	7	0
	Nov. 18, 2019	Austin Ekeler	vs. Kansas City*	8	0
	* - Played at Estadio Azteca in Mexico City, Mexico.				
	Sept. 9, 2018	Keenan Allen	vs. Kansas City	8	1
	Oct. 7, 2012	Malcom Floyd	at New Orleans	5	0
	Dec. 5, 2011	Malcom Floyd	at Jacksonville	4	1
	Oct. 2, 2011	Vincent Jackson	vs. Miami	3	1
	Dec. 20, 2009	Vincent Jackson	vs. Cincinnati	5	2
	Oct. 2, 2005	Antonio Gates	at New England	6	0
	Sept. 25, 1983	Kellen Winslow	vs. Cleveland (OT)	8	0
	Dec. 4, 1977	Larry Dorsey	vs. Cleveland	4	1
107	Oct. 10, 1976	Charlie Joiner	vs. Oakland	5	0
	Nov. 9, 1975	Gary Garrison	vs. New England	7	1
	Oct. 15, 1967	Gary Garrison	vs. Kansas City	4	0
	Oct. 14, 2013	Keenan Allen	vs. Indianapolis	9	1
	Oct. 31, 2011	Malcom Floyd	at Kansas City (OT)	5	0
	Sept. 9, 2007	Antonio Gates	vs. Chicago	9	1
	Oct. 21, 2001	Jeff Graham	vs. Denver	7	2
	Oct. 1, 2000	Jeff Graham	at St. Louis Rams	7	0
	Nov. 24, 1985	Kellen Winslow	at Houston Oilers	7	0
	Oct. 21, 1984	Kellen Winslow	vs. L.A. Raiders	8	1
	Nov. 28, 1982	Kellen Winslow	vs. Denver	8	3
106	Oct. 19, 1980	John Jefferson	vs. N.Y. Giants	5	1
	Oct. 25, 1979	Charlie Joiner	at Oakland	9	0
	Oct. 10, 1965	Don Norton	at Buffalo	6	0
	Oct. 19, 1962	Don Norton	at Boston	4	0
	Dec. 1, 2013	Keenan Allen	vs. Cincinnati	8	0
	Jan. 1, 2012	Antonio Gates	at Oakland	5	1
	Sept. 4, 1983	Charlie Joiner	vs. N.Y. Jets	5	1
	Dec. 6, 1981	Charlie Joiner	vs. Buffalo	7	0
	Nov. 16, 1981	Kellen Winslow	at Seattle	7	0
	Sept. 27, 1981	Kellen Winslow	at Denver	10	1
	Nov. 18, 1979	John Jefferson	vs. Pittsburgh	5	1
105	Oct. 17, 1976	Charlie Joiner	vs. Houston Oilers	2	1
	Oct. 23, 1971	Gary Garrison	vs. Buffalo	4	0
	Oct. 1, 1967	Willie Frazier	at Buffalo	5	1
	Oct. 31, 1965	Don Norton	vs. Boston	5	0
	Dec. 3, 2017	Keenan Allen	vs. Cleveland	10	1
	Sept. 24, 2017	Travis Benjamin	vs. Kansas City	5	0
	Sept. 28, 2014	Eddie Royal	vs. Jacksonville	5	2
	Nov. 22, 2010	Patrick Crayton	vs. Denver	3	1
	Nov. 25, 2007	Antonio Gates	vs. Baltimore Ravens	6	2
	Oct. 17, 1993	Anthony Miller	vs. Kansas City	6	1
	Nov. 1, 1992	Anthony Miller	vs. Indianapolis	6	0
104	Dec. 10, 1989	Wayne Walker	at Washington	7	1
	Dec. 14, 1986	Kellen Winslow	vs. Seattle	8	1
	Nov. 25, 1984	Wes Chandler	at Pittsburgh	4	1
	Nov. 22, 1982	Kellen Winslow	at L.A. Raiders	8	0
	Oct. 3, 1976	Charlie Joiner	at Denver	5	0
	Oct. 17, 1971	Gary Garrison	at Denver	4	1
	Sept. 9, 1967	Willie Frazier	vs. Boston	5	2
	Dec. 4, 1960	Don Norton	at Oakland*	7	1
	* - Played at Candlestick Park in San Francisco, Calif.				
	Nov. 13, 1960	Dave Kocourek	vs. Houston Oilers	7	0
	Nov. 23, 2014	Keenan Allen	vs. St. Louis Rams	6	1
103	Dec. 10, 2006	Antonio Gates	vs. Denver	7	2
	Sept. 27, 1998	Bryan Still	vs. N.Y. Giants	8	0
	Oct. 25, 1992	Derrick Walker	vs. Denver	4	1
	Nov. 19, 1989	Anthony Miller	at Pittsburgh	7	2
	Dec. 9, 1979	John Jefferson	at New Orleans	5	1
	Oct. 12, 2014	Malcom Floyd	at Oakland	5	1
	Nov. 1, 2009	Vincent Jackson	vs. Oakland	8	1
	Dec. 26, 2004	Eric Parker	at Indianapolis (OT)	7	1
	Dec. 12, 1993	Kellen Winslow	vs. Green Bay	8	0
	Nov. 27, 1983	Anthony Miller	vs. Denver	6	2
	Oct. 31, 1983	Wes Chandler	vs. Washington	4	1
102	Sept. 7, 1980	John Jefferson	at Seattle	6	2
	Dec. 2, 1979	John Jefferson	vs. Atlanta	5	0
	Oct. 11, 1969	Gary Garrison	at Miami	4	2
	Nov. 17, 1968	Jacque MacKinnon	at Buffalo	3	2
	Oct. 29, 1961	Don Norton	vs. Denver	5	1
	Sept. 10, 1960	Ralph Anderson	vs. Dallas Texans	5	1
	Sept. 9, 2018	Melvin Gordon III	vs. Kansas City	9	0
	Sept. 15, 2013	Malcom Floyd	at Philadelphia	5	0
	Dec. 2, 2012	Danario Alexander	vs. Cincinnati	6	0
	Dec. 21, 2003	Kassim Osgood	at Pittsburgh	4	1
	Jan. 2, 2000	Jeff Graham	at Denver	6	0
101	Nov. 27, 1983	Charlie Joiner	vs. Denver	7	0
	Nov. 8, 1981	Dwight Scales	vs. Cincinnati	3	0
	Oct. 19, 1980	Kellen Winslow	vs. N.Y. Giants	6	0
	Nov. 21, 2004	Antonio Gates	at Oakland	8	1
	Oct. 8, 2000	Reggie Jones	vs. Denver	7	0
	Dec. 11, 1982	Kellen Winslow	at San Francisco	9	0
	Sept. 6, 1968	Gary Garrison	vs. Cincinnati	5	0
	Nov. 6, 1966	Lance Alworth	at Kansas City	6	2
	Dec. 6, 1964	Lance Alworth	vs. N.Y. Jets	3	1
	Oct. 13, 2019	Hunter Henry	vs. Pittsburgh	8	2
	Sept. 17, 2017	Keenan Allen	vs. Miami	9	0
100	Oct. 9, 2011	Malcom Floyd	at Denver	3	1
	Nov. 9, 1997	Tony Martin	vs. Seattle	5	2
	Oct. 14, 1990	Anthony Miller	at N.Y. Jets	5	1
	Sept. 13, 1987	Lionel James	at Kansas City	6	0
	Oct. 1, 1972	Cid Edwards	at Oakland	6	0
	Nov. 24, 1968	Gene Foster	vs. N.Y. Jets	8	0
	Dec. 17, 1961	Luther Hayes	vs. Boston	3	0
	Dec. 17, 1961	Luther Hayes	vs. Boston	3	0
	Dec. 17, 1961	Luther Hayes	vs. Boston	3	0
	Dec. 17, 1961	Luther Hayes	vs. Boston	3	0
	Dec. 17, 1961	Luther Hayes	vs. Boston	3	0

**REGULAR-SEASON 100-YARD RECEIVING GAMES BY PLAYER (67 PLAYERS, 368 PERFORMANCES):** Lance Alworth (41), Kellen Winslow (24), Keenan Allen (23), Gary Garrison (23), Charlie Joiner (23), Antonio Gates (21), Wes Chandler (20), Anthony Miller (19), John Jefferson (16), Vincent Jackson (14), Tony Martin (13), Malcom Floyd (11), Don Norton (11), Jeff Graham (10), Curtis Conway (9), Dave Kocourek (8), Tyrell Williams (7), Ralph Anderson (3), Travis Benjamin (3), Bobby Duckworth (3), Austin Ekeler (3), Lionel James (3), Jacque MacKinnon (3), Danario Alexander (2), David Boston (2), Patrick Crayton (2), Gene Foster (2), Willie Frazier (2), Dontrelle Inman (2), Eric Parker (2), Mark Seay (2), Eric Sievers (2), Bryan Still (2), LaDainian Tomlinson (2), Mike Williams (2), Don Woods (2), Seyi Ajirotutu (1), Stephen Alexander (1), Gary Anderson (1), Vincent Brown (1), Harrison Davis (1), Larry Dorsey (1), Cid Edwards (1), Melvin Gordon III (1), Ronnie Harmon (1), Luther Hayes (1), Hunter Henry (1), Pete Holohan (1), Shawn Jefferson (1), Freddie Jones (1), Reggie Jones (1), Jerry LeVias (1), Nate Lewis (1), Keith Lincoln (1), Keenan McCordell (1), Eric Metcalf (1), Legedu Naanee (1), Kassim Osgood (1), Billy Parks (1), Jerry Robinson (1), Eddie Royal (1), Dwight Scales (1), Darren Sproles (1), Derrick Walker (1), Wayne Walker (1), Al Williams (1).

COMMUNITY

FRONT OFFICE

VETERANS

DRAFT PICKS & FREE AGENTS

2019 IN REVIEW

BIG DAYS

GENERAL INFORMATION

POSTSEASON 100-YARD RECEIVING PERFORMANCES

Yards	Date	Player	Opp	Att	TD	Yards	Date	Player	Opp	Att	TD
166	Jan. 2, 1982	Kellen Winslow	at Miami**	13	1	121	Jan. 6, 2008	Chris Chambers	vs. Tennessee*	6	0
142	Jan. 12, 2014	Keenan Allen	at Denver**	6	2	114	Jan. 6, 2008	Vincent Jackson	vs. Tennessee*	5	1
133	Dec. 31, 1995	Ronnie Harmon	vs. Indianapolis*	10	0	111	Jan. 17, 2010	Vincent Jackson	vs. N.Y. Jets**	7	0
130	Jan. 11, 1981	Charlie Joiner	vs. Oakland***	6	2	108	Jan. 2, 1982	Charlie Joiner	at Miami**	7	0
124	Jan. 9, 1983	Wes Chandler	at Pittsburgh*	9	0	106	Jan. 2, 1982	Wes Chandler	at Miami**	6	0
123	Jan. 5, 1964	Keith Lincoln	vs. Boston†	7	1	102	Jan. 9, 1983	Kellen Winslow	at Pittsburgh*	7	2
	Dec. 24, 1961	Dave Kocourek	vs. Houston Oilers†	7	0		Jan. 3, 1981	John Jefferson	vs. Buffalo**	7	0

† – AFL Championship      \* – AFC Wild Card      \*\* – AFC Divisional      \*\*\* – AFC Championship

POSTSEASON 100-YARD RECEIVING GAMES BY PLAYER (10 PLAYERS, 14 PERFORMANCES):

Wes Chandler (2), Vincent Jackson (2), Charlie Joiner (2), Kellen Winslow (2), Keenan Allen (1), Chris Chambers (1), Ronnie Harmon (1), John Jefferson (1), Dave Kocourek (1), Keith Lincoln (1).

100-YARD RECEIVING PERFORMANCES BY SEASON

Season	Player	Reg. Season	Postseason	Season	Player	Reg. Season	Postseason	Season	Player	Reg. Season	Postseason
1960	Ralph Anderson	3	0	1982	Wes Chandler	6	1	2004	Antonio Gates	2	0
	Dave Kocourek	2	0		Kellen Winslow	5	1		Eric Parker	2	0
	Don Norton	2	0		Charlie Joiner	2	0		Reche Caldwell	1	0
1961	Don Norton	4	0	1983	Kellen Winslow	4	0	2005	Antonio Gates	4	0
	Dave Kocourek	3	1		Wes Chandler	2	0		Keenan McCardell	1	0
	Luther Hayes	1	0		Charlie Joiner	2	0	2006	Malcom Floyd	1	0
1962	Dave Kocourek	2	0		Bobby Duckworth	1	0		Antonio Gates	1	0
	Don Norton	1	0		Eric Sievers	1	0	2007	Antonio Gates	4	0
	Jerry Robinson	1	0	1984	Kellen Winslow	4	0		Chris Chambers	1	0
1963	Lance Alworth	4	0		Bobby Duckworth	2	0		Vincent Jackson	1	0
	Jacque MacKinnon	1	0		Wes Chandler	1	0	2008	Vincent Jackson	3	0
	Don Norton	1	0		Pete Holohan	1	0	2009	Vincent Jackson	6	1
	Keith Lincoln	0	1		Charlie Joiner	1	0		Antonio Gates	3	0
1964	Lance Alworth	6	0		Eric Sievers	1	0		Malcom Floyd	1	0
	Dave Kocourek	1	0	1985	Wes Chandler	4	0		Darren Sproles	1	0
	Don Norton	1	0		Lionel James	2	0	2010	Antonio Gates	3	0
1965	Lance Alworth	9	0		Charlie Joiner	2	0		Patrick Crayton	2	0
	Don Norton	2	0		Kellen Winslow	1	0		Seyi Ajirrotutu	1	0
1966	Lance Alworth	8	0	1986	Wes Chandler	2	0		Malcom Floyd	1	0
	Gene Foster	1	0		Gary Anderson	1	0		Vincent Jackson	1	0
	Keith Lincoln	1	0		Kellen Winslow	1	0		Legedu Naanee	1	0
1967	Lance Alworth	4	0	1987	Wes Chandler	2	0	2011	Malcom Floyd	4	0
	Gary Garrison	3	0		Lionel James	1	0		Vincent Jackson	4	0
	Willie Frazier	2	0		Al Williams	1	0		Antonio Gates	1	0
1968	Lance Alworth	6	0	1989	Anthony Miller	5	0	2012	Danario Alexander	2	0
	Gary Garrison	4	0		Wayne Walker	1	0		Malcom Floyd	2	0
	Jacque MacKinnon	2	0	1990	Anthony Miller	2	0	2013	Keenan Allen	5	1
	Gene Foster	1	0		Ronnie Harmon	1	0		Antonio Gates	2	0
1969	Lance Alworth	3	0	1991	Anthony Miller	2	0		Vincent Brown	1	0
	Gary Garrison	3	0	1992	Anthony Miller	4	0		Malcom Floyd	1	0
	Don Woods	1	0		Derrick Walker	1	0	2014	Keenan Allen	3	0
1970	Lance Alworth	1	0	1993	Anthony Miller	6	0		Malcom Floyd	1	0
1971	Gary Garrison	3	0		Nate Lewis	1	0		Eddie Royal	1	0
	Billy Parks	1	0	1994	Tony Marton	3	0	2015	Keenan Allen	3	0
1972	Gary Garrison	2	0		Mark Seay	1	0	2016	Tyrell Williams	3	0
	Cid Edwards	1	0	1995	Tony Martin	4	0		Travis Benjamin	2	0
1973	Gary Garrison	1	0		Shawn Jefferson	1	0		Dontrelle Inman	2	0
	Jerry LeVias	1	0		Mark Seay	1	0	2017	Keenan Allen	7	0
1974	Gary Garrison	2	0		Ronnie Harmon	0	1		Tyrell Williams	2	0
	Harrison Davis	1	0	1996	Tony Martin	4	0		Travis Benjamin	1	0
	Don Woods	1	0	1997	Tony Martin	2	0	2018	Keenan Allen	3	0
1975	Gary Garrison	1	0		Eric Metcalf	1	0		Tyrell Williams	2	0
1976	Charlie Joiner	4	0	1998	Bryan Still	2	0		Melvin Gordon III	1	0
1977	Larry Dorsey	1	0	1999	Jeff Graham	4	0	2019	Austin Ekeler	3	0
	Don Woods	1	0	2000	Jeff Graham	4	0		Keenan Allen	2	0
1978	John Jefferson	3	0		Curtis Conway	2	0		Mike Williams	2	0
	Charlie Joiner	1	0		Freddie Jones	1	0		Hunter Henry	1	0
1979	John Jefferson	6	0		Reggie Jones	1	0				
	Charlie Joiner	4	0	2001	Curtis Conway	4	0				
1980	John Jefferson	7	1		Jeff Graham	2	0				
	Kellen Winslow	5	0	2002	Curtis Conway	3	0				
	Charlie Joiner	3	1		Stephen Alexander	1	0				
1981	Charlie Joiner	4	1	2003	David Boston	2	0				
	Kellen Winslow	4	1		LaDainia Tomlinson	2	0				
	Wes Chandler	3	1		Antonio Gates	1	0				
	Dwight Scales	1	0		Kassim Osgood	1	0				

– 264 –

## REGULAR-SEASON 200-YARD ALL-PURPOSE PERFORMANCES

Yards	Date	Player	Opponent	Scrim.	Rt.
345	Nov. 10, 1985	Lionel James	vs. L.A. Raiders	219	126
317	Sept. 14, 2008	Darren Sproles	at Denver	125	192
316	Sept. 22, 1985	Lionel James	at Cincinnati	245	71
290	Sept. 15, 1985	Lionel James	vs. Seattle	137	153
282	Nov. 22, 1981	James Brooks	at Oakland	135	147
	Nov. 24, 1968	Speedy Duncan	vs. N.Y. Jets	0	282
278	Sept. 20, 2009	Darren Sproles	vs. Baltimore Ravens	150	128
272	Oct. 26, 2008	Darren Sproles	at New Orleans*	51	221
* - Played at Wembley Stadium in London, England.					
271	Dec. 1, 2002	LaDainian Tomlinson	vs. Denver	271	0
265	Nov. 27, 1960	Paul Lowe	vs. Oakland	245	20
264	Oct. 6, 1963	Keith Lincoln	at Denver	135	129
261	Nov. 6, 2016	Melvin Gordon	vs. Tennessee	261	0
260	Dec. 28, 2003	LaDainian Tomlinson	vs. Oakland	260	0
	Dec. 20, 1982	Wes Chandler	vs. Cincinnati	260	0
250	Nov. 18, 2001	Ronney Jenkins	at Oakland	0	250
	Nov. 16, 1981	James Brooks	at Seattle	118	132
248	Oct. 20, 1963	Lance Alworth	at Kansas City	232	16
246	Sept. 14, 2009	Darren Sproles	at Oakland	66	180
245	Nov. 2, 1986	Gary Anderson	vs. Kansas City	102	143
244	Dec. 28, 2008	Darren Sproles	vs. Denver	132	112
243	Sept. 15, 1985	Wes Chandler	vs. Seattle	243	0
242	Dec. 22, 1985	Lionel James	at Kansas City	85	157
	Dec. 22, 1963	Paul Lowe	vs. Denver	195	47
241	Sept. 30, 1962	Keith Lincoln	at Oakland	195	46
240	Oct. 29, 2006	LaDainian Tomlinson	vs. St. Louis Rams	240	0
239	Oct. 19, 1986	Gary Anderson	at Kansas City	128	111
237	Sept. 29, 2002	LaDainian Tomlinson	vs. New England	237	0
236	Dec. 7, 2003	LaDainian Tomlinson	at Detroit	236	0
235	Nov. 28, 1999	Kenny Bynum	at Minnesota	116	119
230	Oct. 19, 2009	Darren Sproles	vs. Denver	4	226
228	Oct. 27, 1996	Andre Coleman	at Seattle	22	206
225	Oct. 24, 2010	Darren Sproles	vs. New England	77	148
222	Sept. 10, 2000	Ronney Jenkins	vs. New Orleans	1	221
221	Dec. 21, 2008	Darren Sproles	at Tampa Bay	49	172
	Oct. 19, 2003	LaDainian Tomlinson	at Cleveland	221	0
	Dec. 11, 1983	James Brooks	vs. Kansas City	90	131

Yards	Date	Player	Opponent	Scrim.	Rt.
220	Sept. 25, 2005	LaDainian Tomlinson	vs. N.Y. Giants	220	0
217	Dec. 18, 1988	Gary Anderson	vs. Kansas City	217	0
	Oct. 16, 1983	James Brooks	at New England	132	85
	Oct. 27, 1963	Keith Lincoln	vs. Oakland	141	76
215	Jan. 1, 2012	Richard Goodman	at Oakland	0	215
214	Oct. 14, 2007	LaDainian Tomlinson	vs. Oakland	214	0
	Oct. 14, 2001	Ronney Jenkins	at New England	0	214
213	Dec. 8, 2019	Austin Ekelor	at Jacksonville	213	0
	Oct. 10, 2010	Malcom Floyd	at Oakland	213	0
	Nov. 27, 2005	LaDainian Tomlinson	at Washington	213	0
	Nov. 16, 1986	Gary Anderson	vs. Dallas Cowboys	92	121
	Oct. 29, 1967	Lance Alworth	at Oakland	213	0
211	Sept. 28, 2003	LaDainian Tomlinson	at Oakland	211	0
	Nov. 3, 1968	Dickie Post	vs. Miami	200	11
	Sept. 11, 1965	Lance Alworth	vs. Denver	211	0
210	Nov. 10, 1963	Lance Alworth	at Boston	210	0
	Sept. 16, 1962	Keith Lincoln	vs. Titans of N.Y.	48	162
209	Sept. 19, 2004	Tim Dwight	vs. N.Y. Jets	0	209
	Dec. 13, 1981	James Brooks	at Tampa Bay	81	128
208	Sept. 17, 1995	Andre Coleman	at Philadelphia	0	208
	Sept. 18, 1994	Tony Martin	at Seattle	152	56
	Oct. 1, 1967	Dickie Post	at Buffalo	141	67
207	Nov. 24, 2013	Danny Woodhead	at Kansas City	70	137
	Nov. 9, 2003	LaDainian Tomlinson	vs. Minnesota	207	0
	Nov. 26, 1964	Lance Alworth	vs. Buffalo	185	22
206	Dec. 22, 2002	Tim Dwight	at Kansas City	63	143
205	Nov. 15, 2009	Darren Sproles	vs. Philadelphia	45	160
204	Dec. 17, 2006	LaDainian Tomlinson	vs. Kansas City	204	0
	Dec. 26, 1982	James Brooks	vs. Baltimore Colts	33	171
203	Sept. 30, 2007	Darren Sproles	vs. Kansas City	14	189
	Nov. 25, 1984	Lionel James	at Pittsburgh	28	175
	Nov. 1, 1964	Lance Alworth	vs. Oakland	203	0
202	Nov. 5, 1989	Anthony Miller	vs. Philadelphia	129	73

**REGULAR-SEASON 200 ALL-PURPOSE-YARD GAMES BY PLAYER (22 PLAYERS, 69 PERFORMANCES):** LaDainian Tomlinson (12), Darren Sproles (10), Lance Alworth (6), James Brooks (6), Lionel James (5), Gary Anderson (4), Keith Lincoln (4), Ronney Jenkins (3), Wes Chandler (2), Andre Coleman (2), Tim Dwight (2), Paul Lowe (2), Dickie Post (2), Kenny Bynum (1), Speedy Duncan (1), Austin Ekelor (1), Malcom Floyd (1), Richard Goodman (1), Melvin Gordon (1), Tony Martin (1), Anthony Miller (1), Danny Woodhead (1).

## POSTSEASON 200-YARD ALL-PURPOSE PERFORMANCES

Yards	Date	Player	Opponent	Scrim.	Rt.
329	Jan. 5, 1964	Keith Lincoln	vs. Boston†	329	0
328	Jan. 3, 2009	Darren Sproles	vs. Indianapolis*	150	178
274	Jan. 11, 2009	Darren Sproles	at Pittsburgh**	106	168

† - AFL Championship

\* - AFC Wild Card

\*\* - AFC Divisional

\*\*\* - Super Bowl XXIX at Joe Robbie Stadium in Miami, Fla.

**POSTSEASON 200 ALL-PURPOSE-YARD GAMES BY PLAYER (4 PLAYERS, 5 PERFORMANCES):** Darren Sproles (2), Andre Coleman (1), Keith Lincoln (1), Paul Lowe (1).

## 200-YARD ALL-PURPOSE PERFORMANCES BY SEASON

Season	Player	Reg. Season	Postseason	Season	Player	Reg. Season	Postseason	Season	Player	Reg. Season	Postseason
1960	Paul Lowe	1	1	1984	Lionel James	1	0	2003	LaDainian Tomlinson	5	0
1962	Keith Lincoln	2	0	1985	Lionel James	4	0	2004	Tim Dwight	1	0
1963	Lance Alworth	2	0		Wes Chandler	1	0	2005	LaDainian Tomlinson	2	0
	Keith Lincoln	2	1	1986	Gary Anderson	3	0	2006	LaDainian Tomlinson	2	0
	Paul Lowe	1	0	1988	Gary Anderson	1	0	2007	Darren Sproles	1	0
1964	Lance Alworth	2	0	1989	Anthony Miller	1	0		LaDainian Tomlinson	1	0
1965	Lance Alworth	1	0	1994	Tony Martin	1	0	2008	Darren Sproles	4	2
1967	Lance Alworth	1	0		Andre Coleman	0	1	2009	Darren Sproles	4	0
	Dickie Post	1	0	1995	Andre Coleman	1	0	2010	Malcom Floyd	1	0
1968	Speedy Duncan	1	0	1996	Andre Coleman	1	0		Darren Sproles	1	0
	Dickie Post	1	0	1999	Kenny Bynum	1	0	2011	Richard Goodman	1	0
1981	James Brooks	3	0	2000	Ronney Jenkins	1	0	2013	Danny Woodhead	1	0
1982	James Brooks	1	0	2001	Ronney Jenkins	2	0	2016	Melvin Gordon	1	0
	Wes Chandler	1	0	2002	LaDainian Tomlinson	2	0	2019	Austin Ekelor	1	0
1983	James Brooks	2	0		Tim Dwight	1	0				

# CHARGERS/OPPONENT 10 LONGEST

## RUNS FROM SCRIMMAGE

- 87t – Melvin Gordon at N.E. Oct. 29, 2017
- 87t – Paul Lowe at Dallas Sept. 10, 1961
- 86t – Keith Lincoln at Oakland Sept. 30, 1962
- 85t – LaDainian Tomlinson vs. K.C. Dec. 17, 2006
- 83t – Michael Turner at Ind. Dec. 18, 2005
- 80t – Brad Hubbard vs. N.Y. Jets Dec. 24, 1967
- 76 – LaDainian Tomlinson vs. Den. Dec. 1, 2002
- 76t – Keith Lincoln at Kansas City Oct. 20, 1963
- 74t – Michael Turner at Denver Oct. 7, 2007
- 73t – LaDainian Tomlinson vs. Minn. Nov. 9, 2003
- Chuck Muncie at Seattle, Nov. 16, 1981

## PASS COMPLETIONS

- 99t – Humphries to Martin at Sea. Sept. 18, 1994
- 91t – Kemp to Lincoln at Denver Nov. 12, 1961
- 88t – Luther to Duckworth vs. Chi. Dec. 3, 1984
- 85t – Hadl to Alworth at Boston Oct. 17, 1965
- Rote to Alworth at Denver Oct. 6, 1963
- 84t – Rivers to Ekeler at Jacksonville, Dec. 8, 2019
- Hadl to Garrison at N.Y. Jets Oct. 5, 1968
- 83t – Leaf to Graham at Denver Nov. 19, 2000
- 82t – Rote to Alworth vs. N.Y. Jets Dec. 6, 1964
- 81t – Rivers to Sprioles vs. Balt. Sept. 20, 2009
- Fouts to Joiner vs. Houston Oct. 17, 1976

## FIELD GOALS

- 59 – Michael Badgley vs. Cincinnati Dec. 9, 2018
- 57 – Nate Kaeding at Tampa Bay Dec. 21, 2008
- 55 – N. Kaeding vs. Kansas City Nov. 29, 2009
- 54 – Josh Lambo vs. Pittsburgh Oct. 12, 2015
- Nate Kaeding at Baltimore Oct. 1, 2006
- John Carney at Kansas City Sept. 17, 2000
- John Carney vs. Buffalo Sept. 6, 1998
- John Carney vs. Seattle Nov. 10, 1991
- 53 – Nick Novak vs. Denver Nov. 27, 2011
- Nate Kaeding at Atlanta Oct. 17, 2004
- Steve Christie at Buffalo Dec. 15, 2002
- John Carney vs. Seattle Sept. 1, 1996
- John Carney at N.Y. Jets Nov. 24, 1991
- (2) others with 53-yard field goals each

## PUNTS

- 82 – Paul Maguire vs. Dallas Nov. 19, 1961
- 73 – Dennis Partee at Denver Oct. 17, 1971
- 72 – Mike Scifres at Buffalo Sept. 21, 2014
- 71 – Mike Scifres vs. Oakland Nov. 10, 2011
- Mike Scifres at Baltimore Oct. 1, 2006
- Mike Scifres vs. Oakland Dec. 4, 2005
- Mauri Buford at Denver Sept. 12, 1982
- John Hadl at Denver Nov. 8, 1964
- 70 – Mike Scifres vs. Baltimore Nov. 25, 2007
- 69 – (2x) Last: Drew Kaser vs. Den. Oct. 22, 2017

## INTERCEPTION RETURNS

- 103t – Vencie Glenn vs. Denver Nov. 29, 1987
- 102t – Donald Frank at L.A. Raiders Oct. 31, 1993
- 100t – Leslie Duncan vs. Kansas City Oct. 15, 1967
- 99t – Shaun Gayle at N.Y. Giants Nov. 23, 1995
- Stanley Richard at Denver Sept. 4, 1994
- Gill Byrd at Kansas City Oct. 4, 1984
- 90t – Jahleel Addae vs. Kansas City Jan. 1, 2017
- Desmond King at Dallas Nov. 23, 2017
- 86 – Trevor Williams vs. San Fran. Sept. 30, 2018
- 83t – Willie Clark at Oakland Sept. 22, 1996
- 80t – Quentin Jammer vs. Denver Oct. 15, 2012
- Coy Bacon at Denver Nov. 11, 1973

## KICKOFF RETURNS

- 105t – Richard Goodman at Oakland Jan. 1, 2012
- 103t – Darren Sproles at Denver Sept. 14, 2008
- Keith Lincoln vs. N.Y. Titans Sept. 16, 1962
- Michael Spurlock vs. Oakland Dec. 30, 2012
- 98t – Andre Coleman vs. San Fran. Jan. 29, 1995
- Gary Anderson at Denver, Nov. 17, 1985
- 95t – Nate Lewis vs. New Orleans, Nov. 17, 1991
- 94t – Jamie Holland vs. Kansas City Dec. 18, 1988
- 93t – Ronney Jenkins at Oakland Nov. 18, 2001
- R. Jenkins vs. New Orleans Sept. 10, 2000
- Anthony Miller at L.A. Rams, Nov. 20, 1988

## PUNT RETURNS

- 95t – Leslie Duncan vs. N.Y. Jets Nov. 24, 1968
- 90t – Darren Gordon at L.A. Raiders Sept. 25, 1994
- 88t – Andre Coleman at Philadelphia Sept. 17, 1995
- Mike Fuller at New Orleans Oct. 9, 1977
- 85t – Eric Metcalf at Cincinnati Nov. 2, 1997

- 84t – Tim Dwight vs. Washington Sept. 9, 2001
- Ron Smith vs. New Orleans Nov. 18, 1973
- 83t – Eric Metcalf vs. Denver Nov. 30, 1997
- 82t – Paul Lowe at Boston Oct. 7, 1961
- 81t – Darrien Gordon vs. K.C. Sept. 29, 1996
- Lionel James vs. St. Louis, Sept. 20, 1987
- Leslie Duncan vs. Buffalo, Sept. 4, 1966

## FUMBLE RETURNS

- 86t – Eric Weddle vs. Atlanta Nov. 30, 2008
- 82t – Donnie Edwards at St. Louis Nov. 10, 2002
- 81t – Vencie Glenn vs. N.Y. Giants Oct. 22, 1989
- 79t – Marlon McCree vs. St. Louis Oct. 29, 2006
- 78t – Paul Bradford at San. Fran. Nov. 23, 1997
- 75t – Keith Browner (25 yds.) lateral to Sam Seale (50 yds.) at L.A. Rams Nov. 20, 1988
- 61t – Caruan Reid at Indianapolis Sept. 25, 2016
- 58t – Rick Redman vs. Miami Oct. 2, 1966
- 53t – Darrell Stuckey vs. New England Dec. 7, 1994
- 53 – Henry Rolling at L.A. Raiders Oct. 6, 2011

## BLOCKED PUNT RETURNS

- 35t – Bob Zeman at Boston Oct. 7, 1961
- 21t – Derrie Nelson vs. Dallas Nov. 13, 1983
- 19 – Pete Lazetich vs. Denver Sept. 24, 1972
- 5 – Gene Selawski at Oak. (at S.F.) Oct. 22, 1961
- 4 – Wayne Davis at Denver Nov. 17, 1985
- 3 – Steve Heiden at Carolina Dec. 17, 2000
- 0s – Carlos Polk at Arizona Sept. 22, 2002
- 0t – Jacob Hester at Kansas City Oct. 25, 2009
- Darryll Lewis vs. Indianapolis Sept. 26, 1999
- 0 – Corey Lynch at Oakland Sept. 10, 2012

## BLOCKED FIELD GOAL RETURNS

- 72t – Leslie Duncan vs. Denver Nov. 23, 1967
- 35t – Tom Day vs. Kansas City Oct. 15, 1967
- 28 – Jim Tolbert vs. St. Louis Nov. 15, 1971
- 27 – Kenny Graham at Kansas City Nov. 15, 1964
- 25 – Jeff Staggs vs. Houston, Oct. 25, 1970

## MISSED FIELD GOAL RETURNS

- 109t – Antonio Cromartie at Minnesota, Nov. 4, 2007 (NFL Record)

# OPPONENT 10 LONGEST

## RUNS FROM SCRIMMAGE

- 90t – Colin Kaepernick at S.F. Dec. 20, 2014
- 89t – Kenny King (at Oakland) Oct. 12, 1980
- 84t – Damien Williams (at K.C.) Dec. 29, 2019
- 81t – Billy Sims (Detroit) Sept. 30, 1984
- 77 – Napoleon Kaufman (at Oak.) Sept. 22, 1996
- 74t – Jack Spikes (at Dallas Texans) Sept. 10, 1961
- 71t – Corey Dillon (at Cincinnati) Nov. 2, 1997
- 69t – Kareem Hunt (K.C.) Sept. 24, 2017
- 69t – Herman Bell (at K.C.) Oct. 14, 1964
- 68 – Henry Bell (at Denver) Oct. 16, 1980

## PASS COMPLETIONS

- 99t – Green to Boerigter (at K.C.) Dec. 22, 2002
- 98t – Lee to Dewveall (at Houston) Nov. 25, 1962
- 96t – Montana to Rice (San Fran.) Nov. 27, 1988
- 93t – Morton to Watson (at Denver) Sept. 27, 1981
- 90t – DeBerg to Birden (at K.C.) Nov. 18, 1990
- Davidson to Dorsey (Oakland) Dec. 2, 1962
- 89t – O'Donnell to Stone (at Pit.) Sept. 1, 1991
- 87t – Namath to Maynard (N.Y. Jets) Nov. 24, 1968
- Trippacko to Frazier (at Denver) Nov. 12, 1961
- Carr to Cooper (Oakland) Dec. 31, 2017
- 84t – Campbell to Kelly (Washington) Jan. 3, 2010
- (4) other completions of 84t yards

## INTERCEPTION RETURNS

- 102t – Louis Breeden (Cincinnati) Nov. 8, 1981
- 99t – Janoris Jenkins (St. Louis) Nov. 23, 2014
- Kevin Ross (Kansas City) Sept. 6, 1992
- 96t – Ray Griffin (at Cincinnati) Nov. 11, 1979
- Bashaud Breeland (Washington) Dec. 10, 2017
- 91t – Chad Greenway (at Minnesota) Sept. 27, 2015
- Fred Williamson (at Oakland) Sept. 30, 1962
- 90t – Leroy Butler (at Green Bay) Sept. 15, 1996
- Deion Sanders (San Fran.) Dec. 11, 1994
- 87t – Mark McMillian (Kansas City) Dec. 14, 1997
- 83t – Leonard Johnson (at Tampa Bay) Nov. 11, 2012

## FUMBLE RETURNS

- 68 – A.J. Duhe (Miami) Oct. 15, 1978
- 65t – Tony Carter (Denver) Oct. 15, 2012
- 64t – Tyvon Branch (at Oakland) Oct. 10, 2010
- 63t – Joey Browner (at Minnesota) Sept. 2, 1984
- 62 – Rob Ninkovich (New England) Oct. 24, 2010
- 62 – Carlton Gray (at Seattle) Oct. 27, 1996
- 59t – George Atkinson (at Oakland) Nov. 25, 1973
- 56t – Ifeadi Odenigbo (Minnesota) Dec. 15, 2019
- 55t – Robert Lyles (at Houston) Dec. 6, 1987
- 54t – Mike Montgomery (Dallas) Nov. 5, 1972

## KICKOFF RETURNS

- 104t – Mecole Hardman (at K.C.) Dec. 29, 2019
- Ira Mathews (at Oakland) Oct. 25, 1979
- 103t – Percy Harvin (vs. Minnesota) Sept. 11, 2011
- 101t – Leon Washington (at Seattle) Sept. 26, 2010
- Brian Mitchell (at Washington) Dec. 6, 1998
- 99t – Leon Washington (at Seattle) Sept. 26, 2010
- Byron Hanspard (Atlanta) Dec. 7, 1997
- 98t – Will Blackwell (Pittsburgh) Dec. 24, 2000
- 97t – Cassius Vaughn (at Denver) Jan. 2, 2011
- Tim Brown at (L.A. Raiders) Sept. 4, 1988

## PUNT RETURNS

- 95t – Tyreek Hill (Kansas City) Jan. 1, 2017
- 94t – Dexter McCullar (at Kansas City) Sept. 13, 2010
- 92t – Rick Upchurch (at Denver) Oct. 3, 1976
- 91t – Tyreek Hill (Kansas City) Sept. 9, 2018
- 86t – Tamarick Vanover (at Kansas City) Oct. 9, 1995
- 82t – George Atkinson (at Oakland) Oct. 13, 1968
- 82 – Ray Buchanan (at Indianapolis) Nov. 3, 1996
- 81 – Dennis Northcutt (Cleveland) Nov. 5, 2006
- 80t – Phillip Buchanon (Oakland) Dec. 28, 2003
- 79t – Lemar Parrish (Cincinnati) Dec. 6, 1970

## BLOCKED PUNT RETURNS

- 37t – Frank Warren (New Orleans) Nov. 17, 1991
- 29t – Adam Hayward (at Tampa Bay) Nov. 11, 2012
- 16 – Randy McClanahan (at Oakland) Sept. 18, 1977
- 15 – Walt Landers (Green Bay) Sept. 24, 1978
- 14 – Glen Cadrez (Kansas City) Oct. 13, 2002
- 9 – Tyrone Braxton (Denver) Oct. 2, 1988
- 5t – Hiram Eugene (at Oakland) Oct. 10, 2010
- 2t – Jerry Robinson (L.A. Raiders) Nov. 20, 1986
- 0s – Nick Schommer (Tennessee) Oct. 31, 2010
- Rock Cartwright (at Oakland) Oct. 10, 2010

## BLOCKED FIELD GOAL RETURNS

- 66 – Tommy Casanova (at Cincinnati) Sept. 22, 1974
- 65t – Matt Ware (at Philadelphia) Oct. 23, 2005
- 60t – Louis Wright (at Denver) Nov. 17, 1985
- 60 – Doug Evans (at Carolina) Dec. 17, 2000
- 54t – Ray McElroy (Indianapolis) Nov. 26, 1997
- 28 – John Barnfield (Denver) Nov. 27, 1966
- 17 – Charlie West (Minnesota) Dec. 5, 1971
- Mike Statton (Buffalo) Oct. 1, 1967
- 16 – Fletcher Smith (Kansas City) Oct. 15, 1967

## FIELD GOALS

- 58 – Dan Miller (Baltimore Colts) Dec. 26, 1982
- 56 – Sebastian Janikowski (at Oakland) Oct. 9, 2016
- 55 – Jason Elam (Denver) Nov. 7, 1999
- Gary Anderson (at Pittsburgh) Nov. 25, 1984
- 54 – Neil Rackers (at Cincinnati) Sept. 8, 2002
- Jason Elam (Denver) (3x) Last: Dec. 1, 2002
- Rian Lindell (Seattle) Dec. 30, 2001
- Sebastian Janikowski (Oakland) Oct. 29, 2000
- Kevin Butler (Chicago) Nov. 14, 1993
- John Kasay (at Seattle) Nov. 10, 1991
- Norm Johnson (at Seattle) Oct. 6, 1986
- Rall Allegeat (at Indianapolis) Oct. 4, 1984
- Cody Parkey (Miami) Sept. 17, 2017
- Mason Crosby (Green Bay) Nov. 3, 2019

## PUNTS

- 81 – Dustin Colquitt (at Kansas City) Dec. 2, 2007
- 79 – Drew Butler (at Pittsburgh) Dec. 9, 2012
- 77 – Greg Montgomery (Houston) Sept. 19, 1993
- 75 – Kevin Huber (Cincinnati) Dec. 1, 2013
- 74 – Bob Group (at Kansas City) Nov. 4, 1979
- 73 – Shane Lechler (Oakland) Sept. 28, 2003
- 72 – Ryan Plackemeier (at Seattle) Dec. 24, 2006
- Chris Gardocki (Indianapolis) Oct. 26, 1997
- Bob Scarpitto (at Denver) Oct. 22, 1967
- Jerrel Wilson (Kansas City) Sept. 29, 1963



# OPPONENT TOP PERFORMANCES

## TEAM RUSHING YARDS (250+)

- 378 – at Minnesota, Nov. 4, 2007
- 355 – at San Francisco Dec. 20, 2014
- 328 – at Denver Nov. 28, 1975
- 294 – Kansas City Dec. 18, 1966
- 277 – at Seattle Nov. 22, 1987  
Houston Sept. 23, 1962
- 275 – Cleveland Sept. 29, 1985
- 273 – at Detroit Oct. 22, 1978
- 266 – at Houston Sept. 18, 1960
- 262 – Kansas City Oct. 27, 1974
- 256 – New England Oct. 16, 1977
- 255 – at Pittsburgh Oct. 31, 1976
- 251 – Oakland Dec. 5, 2010  
New York Jets Sept. 4, 1983  
at Houston Sept. 28, 1975

## TEAM RUSHING ATTEMPTS (50+)

- 61 – at Chicago Oct. 25, 1981
- 60 – at Denver Nov. 30, 1975
- 59 – at Oakland Sept. 18, 1977
- 56 – at Seattle Sept. 18, 1983  
at Houston Sept. 28, 1975
- 55 – at Denver Oct. 17, 1971
- 54 – at Seattle Nov. 22, 1987
- 53 – Kansas City Nov. 12, 1978
- 52 – Oakland Dec. 5, 2010  
at Pittsburgh Oct. 31, 1976
- 51 – Denver Nov. 27, 2011  
New York Jets Sept. 4, 1983  
New England Oct. 16, 1977  
Oakland Oct. 5, 1975

## TOTAL NET YARDS (500+)

- 614 – at St. Louis Oct. 1, 2000 (163 R & 451 P)
- 591 – Seattle Dec. 29, 2002 (163 R & 428 P)
- 553 – at Oakland Sept. 22, 1996 (182 R & 371 P)
- 545 – Cincinnati Nov. 12, 2006 (128 R & 417 P)
- 537 – Kansas City Dec. 11, 1983 (131 R & 406 P)
- 536 – at Denver Nov. 19, 2000 (93 R & 443 P)
- 528 – at Minnesota Nov. 4, 2007 (378 R & 150 P)
- 526 – Minnesota Oct. 11, 1981 (93 R & 444 P)
- 524 – at St. Louis Nov. 10, 2002 (71 R & 453 P)
- 522 – Denver Nov. 29, 1987 (175 R & 347 P)
- 521 – at Rams Sept. 23, 2018 (171 R & 350 P)
- 520 – at Oakland Jan. 1, 2012 (103 R & 417 P)
- 512 – at Seattle Oct. 6, 1986 (218 R & 294 P)
- 511 – at Philadelphia Sept. 15, 2013 (89 R & 422 P)
- 510 – N.Y. Titans Nov. 24, 1968 (142 R & 368 P)
- 506 – at Kansas City Oct. 14, 1984 (146 R & 360 P)
- 505 – at Denver Sept. 7, 1962 (121 R & 384 P)
- 504 – at New England Sept. 18, 2011 (94 R & 410 P)
- 503 – at Denver Jan. 3, 2016 (210 R & 293 P)
- 500 – at Washington Nov. 3, 2013 (209 R & 291 P)

## INDIVIDUAL RUSHING YARDS (145+)

- 296 – Adrian Peterson (at Minnesota) Nov. 4, 2007
- 183 – Hoyle Granger (Houston) Dec. 4, 1966
- 181 – Priest Holmes (Kansas City) Nov. 4, 2001
- 178 – Terrell Davis (Denver) Nov. 30, 1997
- 176 – Terrell Davis (at Denver) Nov. 19, 1995
- 174 – Marlon Mack (Indianapolis) Sept. 8, 2019
- 172 – Kareem Hunt (K.C.) Sept. 24, 2017
- 169 – Eric Dickerson (Indianapolis) Oct. 23, 1988  
Curt Warner (Seattle) Sept. 15, 1985
- 165 – Rashard Mendenhall (at Pitt.) Oct. 4, 2009
- 162 – Priest Holmes (Kansas City) Nov. 30, 2003
- 161 – Mike Garrett (Kansas City) Dec. 18, 1966
- 159 – Clinton Portis (Denver) Dec. 1, 2002
- 158 – Frank Gore (at San Francisco) Dec. 20, 2014
- 157 – Michael Bush (Oakland) Nov. 10, 2011
- 155 – Kareem Hunt (K.C.) Dec. 16, 2017
- 151 – Colin Kaepernick (at San Francisco) Dec. 20, 2014

## INDIVIDUAL RUSHING ATTEMPTS (35+)

- 36 – Walter Payton (at Chicago) Oct. 25, 1981
- 35 – Eric Dickerson (at Indianapolis) Nov. 8, 1987

## TEAM PASSING YARDS-GROSS (400+)

- 465 – at St. Louis Oct. 1, 2000
- 462 – at Denver Nov. 19, 2000
- 457 – at St. Louis Sept. 20, 1987
- 453 – at St. Louis Nov. 10, 2002
- 450 – vs. Philadelphia Nov. 15, 2009
- 449 – Seattle Dec. 29, 2002
- 444 – Minnesota Oct. 11, 1981
- 440 – at Cincinnati Nov. 12, 2006
- 428 – at Philadelphia Sept. 15, 2013
- 424 – at Los Angeles Raiders Oct. 31, 1993
- 423 – at New England Sept. 18, 2011
- 417 – at Oakland Jan. 1, 2012
- 416 – Cincinnati Dec. 20, 1982
- 411 – Kansas City Dec. 11, 1983
- 404 – Indianapolis Sept. 26, 1999
- 402 – at Indianapolis Jan. 13, 2008
- 400 – at Oakland Sept. 22, 1996

## TEAM PASS COMPLETIONS (35+)

- 40 – Cincinnati Dec. 20, 1982
- 39 – Tennessee Oct. 3, 2004
- 37 – Kansas City Oct. 9, 1994
- 36 – at Denver Sept. 14, 2008  
Tampa Bay Dec. 12, 2004  
Jacksonville Oct. 10, 2004  
Seattle Dec. 29, 2002  
at St. Louis Nov. 10, 2002  
New England Sept. 29, 2002  
at Denver Nov. 19, 2000  
at Denver Sept. 4, 1994
- 35 – Philadelphia Nov. 15, 2009  
at Philadelphia Oct. 23, 2005  
at Oakland Oct. 20, 2002

## TEAM PASSING ATTEMPTS (50+)

- 61 – St. Louis Sept. 20, 1987
- 58 – Tennessee Oct. 3, 2004  
at Denver Nov. 19, 2000  
– at Oakland Sept. 22, 1996  
at Cleveland Sept. 7, 1981
- 56 – Philadelphia Nov. 15, 2009  
Indianapolis Nov. 11, 2007  
Cincinnati Dec. 20, 1982
- 55 – Kansas City Oct. 9, 1994  
Houston Sept. 24, 1961  
Houston Nov. 13, 1960
- 54 – at Philadelphia Oct. 23, 2005  
Jacksonville Oct. 10, 2004  
at New England Oct. 14, 2001  
Indianapolis Sept. 26, 1999  
at Kansas City Nov. 24, 1996  
Kansas City Sept. 29, 1996  
at Pittsburgh Jan. 15, 1995
- 53 – Kansas City Jan. 2, 2005  
Seattle Dec. 29, 2002  
New England Sept. 29, 2002
- 51 – at Cincinnati Jan. 5, 2014  
Baltimore Nov. 25, 2012  
at New York Giants Oct. 2, 1983  
New York Jets Sept. 28, 1969
- 50 – Denver Oct. 13, 2016  
Jacksonville Sept. 18, 2016  
at Denver Sept. 14, 2008  
Tampa Bay Dec. 12, 2004  
at Buffalo Oct. 15, 2000 (OT)  
at Denver Nov. 17, 1985  
at Denver Sept. 7, 1962

## INDIVIDUAL PASSING YARDS (400+)

- 462 – Gus Frette (at Denver) Nov. 19, 2000
- 457 – Neil Lomax (St. Louis) Sept. 20, 1987
- 453 – Marc Bulger (at St. Louis) Nov. 10, 2002
- 450 – Donovan McNabb (Phi.) Nov. 15, 2009
- 449 – Matt Hasselbeck (Seattle) Dec. 29, 2002
- 444 – Tommy Kramer (Minnesota) Oct. 11, 1981
- 440 – Carson Palmer (at Cincinnati) Nov. 12, 2006
- 428 – Michael Vick (at Philadelphia) Sept. 15, 2013
- 424 – Jeff Hostetler (at L.A. Raiders) Oct. 31, 1993
- 423 – Tom Brady (at New England) Sept. 18, 2011
- 417 – Carson Palmer (at Oakland) Jan. 1, 2012
- 416 – Ken Anderson (Cincinnati) Dec. 20, 1982
- 411 – Bill Kenney (Kansas City) Dec. 11, 1983
- 404 – Peyton Manning (Indianapolis) Sept. 26, 1999
- 402 – Peyton Manning (at Ind.) Jan. 13, 2008

## INDIVIDUAL PASSING ATTEMPTS (50+)

- 61 – Neil Lomax (St. Louis) Sept. 20, 1987
- 58 – Billy Volek (Tennessee) Oct. 3, 2004
- 57 – Gus Frette (at Denver) Nov. 19, 2000
- 56 – Brian Sipe (at Cleveland) Sept. 7, 1981
- 54 – Peyton Manning (Indianapolis) Nov. 11, 2007  
Ken Anderson (Cincinnati) Dec. 20, 1982
- 55 – Donovan McNabb (Phi.) Nov. 15, 2009  
Joe Montana (Kansas City) Oct. 9, 1994  
George Blanda (Houston) Nov. 13, 1960
- 54 – Donovan McNabb (at Phi.) Oct. 23, 2005  
Byron Leftwich (Jacksonville), Oct. 10, 2004  
Tom Brady (at New England), Oct. 14, 2001  
Peyton Manning (Ind.) Sept. 26, 1999  
Neil O'Donnell (at Pittsburgh) Jan. 15, 1995
- 53 – Trent Green (Kansas City) Jan. 2, 2005  
Matt Hasselbeck (Seattle) Dec. 29, 2002  
Tom Brady (New England) Sept. 29, 2002
- 51 – Andy Dalton (at Cincinnati) Jan. 5, 2014  
Joe Flacco (Baltimore) Nov. 25, 2012  
Scott Brunner (at N.Y. Giants) Oct. 2, 1983  
Joe Namath (New York Jets) Sept. 28, 1969
- 50 – Trevor Siemian (Denver) Oct. 13, 2016  
Blake Bortles (Jacksonville) Sept. 18, 2016  
Jay Cutler (at Denver) Sept. 14, 2008  
Brian Griese (Tampa Bay) Dec. 12, 2004  
John Elway (at Denver) Nov. 17, 1985

## INDIVIDUAL RECEIVING YARDS (170 YARDS+)

- 309 – Stephane Paige (at Kansas City) Dec. 22, 1985
- 260 – Chad Johnson (at Cincinnati) Nov. 12, 2006
- 214 – Charley Hennigan (at Houston) Dec. 3, 1961
- 197 – Carlos Carson (Kansas City) Oct. 25, 1987
- 196 – Marvin Harrison (Indianapolis) Sept. 26, 1999
- 193 – DeSean Jackson (at Philadelphia) Sept. 15, 2013  
Larry Brunson (at Kansas City) Nov. 10, 1974
- 187 – Rod Smith (at Denver) Nov. 19, 2000
- 178 – Eddie Brown (Cincinnati) Sept. 16, 1990  
Steve Watson (at Denver) Sept. 27, 1981
- 176 – Brian Brennan (at Cleveland) Dec. 21, 1986
- 174 – Julio Jones (at Atlanta) Oct. 23, 2016  
T.Y. Hilton (at Indianapolis) Sept. 25, 2016  
Art Monk (Washington) Sept. 21, 1986
- 173 – Derrick Alexander (Kansas City) Nov. 22, 1998  
Todd Christensen (L.A. Raiders) Nov. 20, 1986
- 172 – Pierre Garcon (at Washington) Nov. 3, 2013
- 171 – Terrell Owens (San Francisco) Nov. 17, 2002  
Jerry Rice (San Francisco) Nov. 27, 1988  
Lionel Taylor (at Buffalo) Dec. 10, 1960
- 170 – Eric Moulds (at Buffalo) Oct. 15, 2000 (OT)

## INDIVIDUAL TOUCHDOWNS-TOTAL (4+)

- 4 – Harvey Williams (Oakland) Nov. 16, 1997  
Darryl Turner (Seattle) Sept. 22, 1985  
Marcus Allen (at L.A. Raiders) Sept. 24, 1984  
Frank Jackson (Kansas City) Dec. 13, 1964

### INDIVIDUAL RUSHING TOUCHDOWNS (3+)

- 3 – Darrel Young (at Washington) Nov. 3, 2013  
Adrian Peterson (at Minnesota) Nov. 4, 2007  
Tatum Bell (Denver) Dec. 31, 2005  
Bam Morris (Kansas City) Nov. 22, 1998  
Gaston Green (at Denver) Sept. 22, 1991  
Marcus Allen (at L.A. Raiders) Oct. 28, 1985  
Marcus Allen (at L.A. Raiders) Sept. 24, 1984  
Booker Russell (at Oakland) Oct. 25, 1979  
Chuck Foreman (at Minnesota) Nov. 23, 1975  
Charlie Evans (at N.Y. Giants) Nov. 7, 1971  
George Blanda (at Houston) Sept. 18, 1960

### INDIVIDUAL TOUCHDOWN PASSES (4+)

- 6 – Steve Young (San Francisco) Jan. 29, 1995  
Marc Wilson (L.A. Raiders) Oct. 12, 1990  
5 – Gus Frerotte (at Kansas City) Sept. 17, 2000  
Dave Kreig (Seattle) Sept. 15, 1985  
Marc Maynard (N.Y. Jets) Oct. 12, 1984  
4 – Patrick Mahomes (Kansas City) Sept. 9, 2018  
Derek Carr (at Oakland) Oct. 12, 2014  
Peyton Manning (Denver) Nov. 10, 2013  
Drew Brees (at New Orleans) Oct. 7, 2012  
Aaron Rodgers (Green Bay) Nov. 6, 2011  
Carson Palmer (at Cincinnati) Dec. 26, 2010  
Jay Cutler (at Denver) Sept. 14, 2008  
Brett Favre (Green Bay) Dec. 14, 2003  
Jon Kitna (Cincinnati) Nov. 23, 2003  
Daunte Culpepper (Minnesota) Nov. 9, 2003  
Marc Bulger (at St. Louis) Nov. 10, 2002  
Rich Gannon (at Oakland) Nov. 18, 2001  
Kurt Warner (at St. Louis) Oct. 1, 2000  
Jeff George (at Minnesota) Nov. 28, 1999  
Rich Gannon (at Oakland) Nov. 14, 1999  
John Elway (Denver) Nov. 29, 1998  
John Elway (at Denver) Dec. 21, 1997  
Drew Bledsoe (at New England) Aug. 31, 1997  
Drew Bledsoe (New England) Dec. 1, 1996  
John Elway (at Denver) Oct. 6, 1996  
Dave Kreig (Seattle) Dec. 14, 1986  
Mark Malone (at Pittsburgh) Nov. 24, 1984  
Bill Kenney (Kansas City) Dec. 11, 1983  
Tommy Kramer (Minnesota) Oct. 11, 1981  
Craig Morton (at Denver) Sept. 27, 1981  
Jim Zorn (at Seattle) Nov. 27, 1977  
Joe Namath (New York Jets) Dec. 24, 1967  
Daryle Lamonica (Oakland) Dec. 3, 1967  
Len Dawson (Kansas City) Dec. 13, 1964  
George Blanda (at Houston) Dec. 3, 1961

### INDIVIDUAL TOUCHDOWN RECEPTIONS (3+)

- 4 – Jerry Rice (San Francisco) Jan. 29, 1995  
Darryl Turner (Seattle) Sept. 22, 1985  
Frank Jackson (Kansas City) Dec. 13, 1964  
3 – Emanuel Sanders (at Denver) Oct. 23, 2014  
Demaryius Thomas (Denver) Nov. 10, 2013  
Marques Colston (at New Orleans) Oct. 7, 2012  
Plaxico Burress (at New York Jets) Oct. 23, 2011  
Chad Johnson (Cincinnati) Nov. 23, 2003  
Shannon Sharpe (Denver) Nov. 16, 2003  
Isaac Bruce (at St. Louis) Nov. 10, 2002  
Jerry Rice (at Oakland) Nov. 18, 2001  
Sylvester Morris (at K.C.) Sept. 17, 2000  
Shannon Sharpe (at Denver) Oct. 6, 1996  
John Stallworth (at Pitt.) Nov. 24, 1984  
Steve Largent (Seattle) Oct. 29, 1984  
Todd Christensen (L.A. Raiders) Dec. 1, 1983  
Gene Washington (at S.F.) Sept. 17, 1972  
Don Maynard (N.Y. Jets) Dec. 24, 1967  
Art Powell (at L.A. Raiders) Dec. 8, 1963  
Charley Hennigan (at Houston) Dec. 3, 1961

### TEAM SACKS (7+)

- 10 – at Los Angeles Rams Oct. 4, 1970  
8 – Green Bay Sept. 24, 1978  
at Washington Sept. 16, 1973  
Kansas City Dec. 8, 1968  
7 – at Kansas City Dec. 28, 2014  
at St. Louis Oct. 17, 2010  
Kansas City Dec. 14, 1997  
Carolina Sept. 14, 1997  
at L.A. Raiders Oct. 18, 1987  
at Oakland Raiders Oct. 12, 1980  
Buffalo Nov. 20, 1960

### INDIVIDUAL SACKS (4+)

- 4.5 – Hugh Douglas (Philadelphia) Oct. 18, 1998  
4 – Justin Houston (at Kansas City) Dec. 28, 2014  
Kameron Wimbley (Oakland) Nov. 10, 2011  
Derrick Thomas (at K.C.) Nov. 8, 1992  
Al Baker (at Detroit) Oct. 22, 1978  
Wilbur Young (Kansas City) Oct. 19, 1975  
Ron Carpenter (Cincinnati) Sept. 30, 1973  
Lionel Aldridge (Green Bay) Oct. 12, 1970

### INDIVIDUAL INTERCEPTIONS (3+)

- 4 – Kwamie Lassiter (at Arizona) Dec. 27, 1998  
Joe Lavender (at Washington) Dec. 7, 1980  
Vernon Perry (Houston) Dec. 29, 1979  
Willie Buchanan (Green Bay) Sept. 24, 1978  
Bobby Ply (at Dallas) Dec. 16, 1962  
3 – Darryl Williams (at Seattle) Sept. 21, 1997  
Lloyd Burress (at Kansas City) Oct. 19, 1986  
Kenny Easley (Seattle) Oct. 29, 1984  
Marc Murphy (Washington) Oct. 31, 1983  
Steve Foley (at Denver) Sept. 27, 1981  
Joe Lavender (at Washington) Dec. 7, 1980  
David Grayson (Oakland) Oct. 26, 1969  
David Grayson (at Oakland), Oct. 29, 1967  
Ron Hall (Boston) Sept. 20, 1964  
Carl Choron (at Buffalo) Oct. 13, 1962

### TOTAL FIRST DOWNS (30+)

- 34 – at Denver Sept. 14, 2008  
Seattle Dec. 29, 2002  
at Denver Nov. 19, 2000  
at Seattle Nov. 22, 1987  
33 – Rams Sept. 23, 2018  
Cincinnati Nov. 23, 2003  
32 – at Pittsburgh Oct. 4, 2009  
at Cincinnati Sept. 22, 1985  
31 – Denver Nov. 29, 1987  
30 – at Indianapolis Dec. 26, 2004  
at New England Oct. 14, 2001  
at Denver Sept. 4, 1994  
Seattle Sept. 15, 1985

### TIME OF POSSESSION (40:00)

- 48:50 –at Chicago Oct. 25, 1981 (OT)  
44:11 –at Denver Nov. 16, 2003  
41:52 –at Dallas Oct. 26, 1980  
41:48 –L.A. Raiders Nov. 21, 1993  
41:35 –at Seattle Nov. 22, 1987  
41:19 –Denver Nov. 29, 1987  
40:20 –at Pittsburgh Oct. 4, 2009  
40:03 –at Washington Nov. 3, 2013  
40:02 –Kansas City Nov. 12, 1978 (OT)

# INDIVIDUAL POSTSEASON RECORDS

## SCORING

### Most Points, Career

- 42 Nate Kaeding, 2004-09  
37 Rolf Benirschke, 1977-86  
30 John Carney, 1990-00

### Most Points, Game

- 15 M. Badgley at Baltimore, Jan. 6, 2019  
12 (8x) Last: K. Allen at Den., Jan. 12, 2014  
11 Rolf Benirschke at Mia., Jan. 2, 1982

## TOUCHDOWNS

### Most, Career

- 4 Darren Sproles, 2005-09  
LaDainian Tomlinson, 2001-09  
Kellen Winslow, 1979-87  
Charlie Joiner, 1976-86  
3 (4x) Last: Keenan Allen, 2013-18  
2 (6x) Last: Antonio Gates, 2003-18

### Most, Game

- 2 (7x) Last: K. Allen at Den., Jan. 12, 2014  
1 (52x) Last: A. Gates at N.E., Jan. 13, 2019

## POINTS AFTER TOUCHDOWN

### Most, Career

- 18 Nate Kaeding, 2004-09  
Rolf Benirschke, 1977-86  
9 John Carney, 1990-00  
6 George Blair, 1961-64

### Most, Game

- 6 George Blair vs. Boston, Jan. 5, 1964  
5 Rolf Benirschke at Mia., Jan. 2, 1982  
4 Nate Kaeding at Ind., Jan. 13, 2008  
Rolf Benirschke at Pit., Jan. 9, 1983

### Most Two-Point Conversions, Game

- 1 (4x) Last: Keenan Allen at N.E., Jan. 13, 2019

## FIELD GOALS

### Most, Career

- 8 Nate Kaeding, 2004-09  
7 John Carney, 1990-00  
Rolf Benirschke, 1977-86  
5 Michael Badgley, 2018

### Most, Game

- 5 M. Badgley at Baltimore, Jan. 6, 2019  
4 Nate Kaeding at N.E., Jan. 20, 2008  
3 Ben Agajanian vs. Hou., Jan. 1, 1961

### Longest

- 54 John Carney vs. Ind., Dec. 31, 1995  
53 M. Badgley at Baltimore, Jan. 6, 2019  
47 M. Badgley at Baltimore, Jan. 6, 2019

## RUSHING

### Most Attempts, Career

- 111 Chuck Muncie, 1980-84  
96 LaDainian Tomlinson, 2001-09  
63 Natrone Means, 1993-95, 1998-99

### Most Attempts, Game

- 26 L. Tomlinson vs. N.Y. Jets, Jan. 8, 2005  
25 Chuck Muncie at Pit., Jan. 9, 1983  
24 Natrone Means vs. Mia., Jan. 8, 1995  
Chuck Muncie at Mia., Jan. 2, 1982 (OT)

### Most Yardage, Career

- 510 Chuck Muncie, 1980-84  
380 Paul Lowe, 1960-68  
327 LaDainian Tomlinson, 2001-09

### Most Yardage, Game

- 206 Keith Lincoln vs. Boston, Jan. 5, 1964  
165 Paul Lowe at Hou., Jan. 1, 1961  
139 Natrone Means vs. Mia., Jan. 8, 1994

### Longest Run

- 671 Keith Lincoln vs. Boston, Jan. 5, 1964  
581 Ronnie Brown at Cin., Jan. 5, 2014  
Paul Lowe vs. Boston, Jan. 5, 1964  
561 Keith Lincoln vs. Boston, Jan. 5, 1964

### Most Touchdowns, Career

- 4 LaDainian Tomlinson, 2001-09  
3 Chuck Muncie, 1980-84  
2 (5x) Last: Melvin Gordon, 2015-18

### Most Touchdowns, Game

- 1 (24x) Last: M. Gordon at N.E. Jan. 13, 2019

## PASSING

### Most Attempts, Career

- 355 Philip Rivers 2004-18  
286 Dan Fouts 1973-87  
228 Stan Humphries 1992-97

### Most Completions, Career

- 211 Philip Rivers, 2004-18  
159 Dan Fouts, 1973-1987  
118 Stan Humphries, 1992-97

### Most Attempts, Game

- 53 Dan Fouts at Mia., Jan. 2, 1982 (OT)  
51 Philip Rivers at N.E., Jan. 13, 2019  
49 Stan Humphries vs. S.F., Jan. 29, 1995

### Most Completions, Game

- 33 Dan Fouts at Mia., Jan. 2, 1982 (OT)  
31 Drew Brees vs. N.Y. Jets, Jan. 8, 2005  
28 (2x) Last: S. Humphries vs. Ind., Dec. 31, 1995

### Pass Rating, Career (minimum 40 att.)

- 101.2 Drew Brees, 2001-04  
84.3 Philip Rivers, 2004-18  
76.2 Tobin Rote, 1963-64

### Pass Rating, Game (minimum 10 att.)

- 145.3 Tobin Rote vs. Boston, Jan. 5, 1964  
133.2 Philip Rivers at Ind., Jan. 13, 2008  
132.1 John Hadl vs. Boston, Jan. 5, 1964

### Completion Pct., Career (minimum 40 att.)

- .738 Drew Brees, 2001-04  
.594 Philip Rivers, 2004-18  
.556 Dan Fouts, 1973-87

### Completion Pct., Game (minimum 10 att.)

- .750 Philip Rivers at Cin., Jan. 5, 2014  
.738 Drew Brees vs. N.Y. Jets, Jan. 8, 2005  
.737 Philip Rivers at Ind., Jan. 13, 2008

### Most Yardage, Career

- 2,656 Philip Rivers, 2004-18  
2,125 Dan Fouts, 1973-87  
1,347 Stan Humphries, 1992-97

### Most Yardage, Game

- 433 Dan Fouts at Mia., Jan. 2, 1982 (OT)  
336 Dan Fouts vs. Oak., Jan. 11, 1981  
333 Dan Fouts at Pit., Jan. 9, 1983

### Longest Completion

- 621 Philip Rivers at Pit., Jan. 11, 2009  
588 Philip Rivers vs. N.E., Jan. 14, 2007  
561 Philip Rivers at Ind., Jan. 13, 2008

### Most Touchdowns, Career

- 14 Philip Rivers, 2004-18  
12 Dan Fouts, 1973-87  
6 Stan Humphries, 1992-97

### Most Touchdowns, Game

- 3 (5x) Last: P. Rivers at N.E., Jan. 13, 2019  
2 (6x) Last: P. Rivers at Den., Jan. 12, 2014  
1 (9x) Last: P. Rivers at Cin., Jan. 5, 2014

### Most Interceptions, Career

- 16 Dan Fouts, 1973-87  
13 Stan Humphries, 1992-97  
10 Philip Rivers, 2004-18

### Most Interceptions, Game

- 5 Dan Fouts at Mia., Jan. 16, 1983  
Dan Fouts vs. Hou., Dec. 29, 1979  
4 (3x) Last: S. Humphries vs. Ind., Dec. 31, 1995  
2 (1x) Last: P. Rivers vs. N.Y. Jets, Jan. 17, 2010

### Lowest Pct. Interceptions, Career

- .024 Drew Brees, 2001-04  
.028 Philip Rivers, 2004-18  
.049 Tobin Rote, 1963-64

## PASS RECEIVING

### Most Receptions, Career

- 51 Antonio Gates, 2003-18  
39 Ronnie Harmon, 1990-95  
30 Charlie Joiner, 1976-86

### Most Receptions, Game

- 13 Kellen Winslow at Mia., Jan. 2, 1982 (OT)  
10 Ronnie Harmon vs. Ind., Dec. 31, 1995  
9 (4x) Last: E. Parker vs. N.Y. Jets, Jan. 8, 2005

### Most Yardage, Career

- 540 Antonio Gates, 2003-18  
539 Charlie Joiner, 1976-86  
503 Vincent Jackson, 2005-09

## Most Yardage, Game

- 166 Kellen Winslow at Mia., Jan. 2, 1982 (OT)  
142 Keenan Allen at Den., Jan. 12, 2014  
133 Ronnie Harmon vs. Ind., Dec. 31, 1995

## Most Touchdowns, Career

- 4 Kellen Winslow, 1979-87  
Charlie Joiner, 1976-86  
3 (2x) Last: Keenan Allen, 2013-18  
2 (6x) Last: Antonio Gates, 2003-18

## Most Touchdowns, Game

- 2 (4x) Last: K. Allen at Den., Jan. 12, 2014  
1 (30x) Last: A. Gates at N.E., Jan. 13, 2019

## INTERCEPTIONS BY

### Most Interceptions, Career

- 3 Drayton Florence, 2003-07  
Glen Edwards, 1978-81  
2 (5x) Last: Quentin Jammer, 2002-09  
1 (20x) Last: Adrian Phillips, 2014-18

### Most Interceptions, Game

- 2 (4x) Last: G. Edwards vs. Buf., Jan. 3, 1981  
1 (28x) Last: A. Phillips at Baltimore, Jan. 6, 2019

## Most Yardage, Career

- 62 Glen Edwards, 1978-81  
45 Bud Whitehead, 1961-68  
40 Darren Carrington, 1991-94

## Most Yardage, Game

- 45 Bud Whitehead vs. Hou., Dec. 24, 1961  
40 Darren Carrington vs. K.C., Jan. 12, 1993  
35 Bruce Laird vs. Pit., Jan. 9, 1983  
Glen Edwards vs. Mia., Jan. 2, 1982

## PUNTING

### Most Punts, Career

- 52 Mike Scifres, 2003-13  
13 John Kidd, 1990-94  
11 Bryan Wagner, 1994

### Most Punts, Game

- 7 Mike Scifres vs. N.E., Jan. 14, 2007  
John Kidd at Mia., Jan. 10, 1993  
6 (7x) Last: Donnie Jones at N.E., Jan. 13, 2019  
5 (5x) Last: Donnie Jones at Baltimore, Jan. 6, 2019

## Most Yardage, Career

- 2,330 Mike Scifres, 2003-13  
589 John Kidd, 1990-94  
474 Bryan Wagner, 1994

## Most Yardage, Game

- 324 John Kidd at Mia., Jan. 10, 1993  
316 Mike Scifres vs. Ind., Jan. 3, 2009  
297 Mike Scifres vs. N.Y. Jets, Jan. 17, 2010

## Average Yardage, Career (minimum 4 punts)

- 45.3 John Kidd, 1990-94  
44.8 Mike Scifres, 2003-13  
43.9 John Hadl, 1962-72

## Average Yardage, Game (minimum 2 punts)

- 59.0 Mike Scifres at Ind., Jan. 13, 2008  
54.5 Darren Bennett vs. Ind., Dec. 31, 1995  
52.7 Mike Scifres vs. Ind., Jan. 3, 2009

## PUNT RETURNS

### Most Returns, Career

- 12 Darren Sproles, 2005-09  
8 Mike Fuller, 1975-80  
7 Eric Parker, 2002-06

### Most Returns, Game

- 5 Eric Parker vs. N.E., Jan. 14, 2007  
4 (2x) D. King at Baltimore, Jan. 6, 2019  
3 (6x) Last: D. Sproles vs. Ind., Jan. 3, 2009

## Most Yardage, Career

- 107 Darren Sproles, 2005-09  
99 Mike Fuller, 1975-80  
63 Wes Chandler, 1981-87

## Most Yardage, Game

- 72 Darren Sproles vs. Ind., Jan. 3, 2009  
56t Wes Chandler at Mia., Jan. 2, 1982 (OT)  
46 Desmond King at Baltimore, Jan. 6, 2019

## Most Touchdowns, Career

- 1 Wes Chandler, 1981-87

## KICKOFF RETURNS

## Most Returns, Career

- 21 Darren Sproles, 2005-09
- Andre Coleman, 1994-96
- 17 James Brooks, 1981-83
- 8 Hank Bauer, 1977-82

## Most Returns, Game

- 8 Andre Coleman vs. S.F., Jan. 29, 1995
- 6 Andre Coleman vs. Ind., Dec. 31, 1995
- 5 (4x) Last: D. King at N.E., Jan. 13, 2019

## Most Yardage, Career

- 537 Darren Sproles, 2005-09
- 483 Andre Coleman, 1994-96
- 276 James Brooks, 1981-83

## Most Yardage, Game

- 242 Andre Coleman vs. S.F., Jan. 29, 1995
- 164 Darren Sproles at Pitt., Jan. 11, 2009
- 147 Leslie Duncan at Buf., Dec. 26, 1964

## Most Touchdowns, Career

- 1 Andre Coleman, 1994-96

## TEAM POSTSEASON RECORDS

## POINTS SCORED

## Most, Quarter

- 24 at Miami, Jan. 2, 1982 (1Q)
- 21 vs. Boston, Jan. 5, 1964 (1Q)
- 17 at Denver, Jan. 12, 2014 (4Q)

## Most, Quarter, Opponent

- 21 at New England, Jan. 13, 2019 (2Q)
- at Miami, Jan. 10, 1993 (2Q)
- Oakland, Jan. 11, 1981 (1Q)
- 20 at Miami, Jan. 16, 1983 (2Q)

## Most, Quarter, Both Teams

- 33 at Miami, Jan. 16, 1983 (2Q)
- 28 (4x) Last: at Pittsburgh, Jan. 11, 2009 (4Q)
- 25 at Baltimore, Jan. 6, 2019 (4Q)

## Most, Game

- 51 vs. Boston, Jan. 5, 1964
- 41 at Miami, Jan. 2, 1982 (OT)
- 31 at Pittsburgh, Jan. 9, 1983

## Most, Game, Opponent

- 49 San Francisco, Jan. 29, 1995
- 41 at New England, Jan. 13, 2019
- 38 at Miami, Jan. 2, 1982 (OT)

## Most, Game, Both Teams

- 79 at Miami, Jan. 2, 1982 (OT)
- 75 vs. San Francisco, Jan. 29, 1995
- 69 at New England, Jan. 13, 2019

## Fewest, Game

- 0 at Miami, Jan. 10, 1993
- vs. Buffalo, Dec. 26, 1965
- 3 vs. Houston, Dec. 24, 1961
- 7 (2x) Last: at Cincinnati, Jan. 10, 1982

## Fewest, Game, Opponent

- 0 vs. Kansas City, Jan. 2, 1993
- 6 vs. Tennessee, Jan. 6, 2008
- 10 (3x) Last: at Cincinnati, Jan. 5, 2014

## Fewest, Game, Both Teams

- 13 vs. Houston, Dec. 24, 1961
- 17 vs. Kansas City, Jan. 2, 1993
- 23 (2x) Last: vs. Tennessee, Jan. 6, 2008

## TOUCHDOWNS

## Most, Game

- 7 vs. Boston, Jan. 5, 1964
- 5 at Miami, Jan. 2, 1982 (OT)
- 4 (3x) Last: at New England, Jan. 13, 2019

## Most, Game, Opponent

- 7 San Francisco, Jan. 29, 1995
- 5 (4x) Last: at New England, Jan. 13, 2019
- 4 (4x) Last: at Miami, Jan. 10, 1993

## Most, Game, Both Teams

- 10 vs. San Francisco, Jan. 29, 1995
- at Miami, Jan. 2, 1982 (OT)
- 9 at New England, Jan. 13, 2019
- 8 (3x) Last: at Pittsburgh, Jan. 11, 2009

## POINTS AFTER TOUCHDOWN

## Most, Game

- 6 vs. Boston, Jan. 5, 1964
- 5 at Miami, Jan. 2, 1982 (OT)
- 4 (2x) Last: at Indianapolis, Jan. 13, 2008

## Most, Game, Opponent

- 7 vs. San Francisco, Jan. 29, 1995
- 5 (4x) Last: at New England, Jan. 13, 2019
- 4 (4x) Last: at Miami, Jan. 10, 1993

## Most, Game, Both Teams

- 10 vs. San Francisco, Jan. 29, 1995
- at Miami, Jan. 2, 1982 (OT)
- 8 (2x) Last: at Pittsburgh, Jan. 11, 2009
- 7 (5x) Last: at New England, Jan. 13, 2019

## Most Two-Point Conversions, Game

- 2 vs. San Francisco, Jan. 29, 1995

## Most Two-Point Conversions Game, Opponent

- 1 New England, Jan. 14, 2007

## FIELD GOALS

## Most, Game

- 5 at Baltimore, Jan. 6, 2019
- 3 at Houston, Jan. 1, 1961
- 2 (6x) Last: at Cincinnati, Jan. 5, 2014

## Most, Game, Opponent

- 4 at New England, Jan. 20, 2008
- 3 (2x) Last: New England, Jan. 14, 2007
- 2 (7x) Last: at New England, Jan. 13, 2019

## Most, Game, Both Teams

- 6 at Baltimore, Jan. 6, 2019
- 4 (3x) Last: at New England, Jan. 20, 2008
- 3 (7x) Last: at Cincinnati, Jan. 5, 2014

## FIRST DOWNS

## Most, Game

- 33 at Miami, Jan. 2, 1982 (OT)
- 29 at Pittsburgh, Jan. 9, 1983
- 28 vs. Miami, Jan. 8, 1995

## Most, Game, Opponents

- 30 at New England, Jan. 13, 2019
- 29 at Miami, Jan. 16, 1983
- 28 vs. San Francisco, Jan. 29, 1995

## Most, Game, Both Teams

- 58 at Miami, Jan. 2, 1982 (OT)
- 55 at Pittsburgh, Jan. 9, 1983
- 52 at New England, Jan. 13, 2019

## Fewest, Game

- 10 at Miami, Jan. 10, 1993
- 12 vs. Buffalo, Dec. 26, 1965
- 13 (2x) Last: at Denver, Jan. 12, 2014

## Fewest, Game, Opponents

- 11 at Baltimore, Jan. 6, 2019
- 14 (3x) Last: vs. New York Jets, Jan. 17, 2010
- 15 (2x) Last: Tennessee, Jan. 6, 2008

## Fewest, Game, Both Teams

- 25 at Baltimore, Jan. 6, 2019
- 26 Buffalo, Dec. 26, 1965
- 28 at Miami, Jan. 10, 1993

## FIRST DOWNS, RUSHING

## Most, Game

- 12 New England, Jan. 14, 2007
- Miami, Jan. 8, 1995
- 11 (5x) Last: vs. Indianapolis, Jan. 3, 2009
- 10 at Miami, Jan. 2, 1982 (OT)

## Most, Game, Opponent

- 15 at Miami, Jan. 16, 1983
- 13 (2x) Last: at Denver, Jan. 12, 2014
- 12 (2x) Last: at Pittsburgh, Jan. 11, 2009

## Most, Game, Both Teams

- 20 at Miami, Jan. 16, 1983
- 19 (2x) Last: at Cincinnati, Jan. 10, 1982
- 17 (3x) Last: at New England, Jan. 20, 2008

## Fewest, Game

- 1 (2x) Last: at Denver, Jan. 12, 2014
- 2 (2x) Last: at New England, Jan. 13, 2019
- 3 (2x) Last: at Baltimore, Jan. 6, 2019

## Fewest, Game, Opponent

- 2 Miami, Jan. 8, 1995
- 3 (3x) Last: New England, Jan. 14, 2007
- 4 (5x) Last: at Baltimore, Jan. 6, 2019

## Fewest, Game, Both Teams

- 7 at Baltimore, Jan. 6, 2019
- 8 (3x) Last: vs. N.Y. Jets, Jan. 17, 2010
- 9 vs. Buffalo, Dec. 26, 1965

## FIRST DOWNS, PASSING

## Most, Game

- 21 at Miami, Jan. 2, 1982 (OT)
- 20 Indianapolis, Dec. 31, 1995
- 19 at Pittsburgh, Jan. 9, 1983

## Most, Game, Opponent

- 21 at Indianapolis, Jan. 13, 2008
- at Miami, Jan. 2, 1982 (OT)
- 20 at Cincinnati, Jan. 5, 2014
- 19 at Pittsburgh, Jan. 9, 1983

## Most, Game, Both Teams

- 42 at Miami, Jan. 2, 1982
- 38 at Pittsburgh, Jan. 9, 1983
- 35 at Indianapolis, Jan. 13, 2008

## Fewest, Game

- 7 (5x) Last: at Miami, Jan. 10, 1993
- 8 (3x) Last: at Baltimore, Jan. 6, 2019
- 9 (4x) Last: at Cincinnati, Jan. 5, 2014

## Fewest, Game, Opponent

- 5 vs. Houston, Dec. 29, 1979
- 6 vs. New York Jets, Jan. 17, 2010
- 7 at Baltimore, Jan. 6, 2019

## Fewest, Game, Both Teams

- 15 (2x) Last: at Baltimore, Jan. 6, 2019
- 16 (3x) Last: at Miami, Jan. 10, 1993
- 17 (2x) Last: vs. Kansas City, Jan. 2, 1993

## TOTAL NET YARDS GAINED

## Most, Game

- 601 Boston, Jan. 5, 1964
- 564 at Miami, Jan. 2, 1982 (OT)
- 479 at Pittsburgh, Jan. 9, 1983

## Most, Game, Opponent

- 498 at New England, Jan. 13, 2019
- 466 at Miami, Jan. 2, 1982 (OT)
- 449 San Francisco, Jan. 29, 1995

## Most, Game, Both Teams

- 1,030 at Miami, Jan. 2, 1982 (OT)
- 901 at Pittsburgh, Jan. 9, 1983
- 862 Boston, Jan. 5, 1964

## NET YARDS GAINED RUSHING

## Most, Game

- 309 Boston, Jan. 5, 1964
- 202 Miami, Jan. 8, 1995
- 196 at Cincinnati, Jan. 5, 2014

## Most, Game, Opponent

- 219 at Buffalo, Dec. 26, 1964
- 214 at Miami, Jan. 16, 1983
- 178 Indianapolis, Dec. 31, 1995

## Most, Game, Both Teams

- 384 Boston, Jan. 5, 1964
- 343 at Buffalo, Dec. 26, 1964
- 323 Indianapolis, Dec. 31, 1995

## NET YARDS GAINED PASSING

## Most, Game

- 415 at Miami, Jan. 2, 1982 (OT)
- 351 Oakland, Jan. 11, 1981
- 333 at Pittsburgh, Jan. 9, 1983

## Most, Game, Opponent

- 402 at Indianapolis, Jan. 13, 2008
- 388 at Miami, Jan. 2, 1982 (OT)
- 349 at Pittsburgh, Jan. 15, 1995

## Most, Game, Both Teams

- 803 at Miami, Jan. 2, 1982 (OT)
- 714 at Indianapolis, Jan. 13, 2008
- 659 at New England, Jan. 13, 2019

# THE LAST TIME

## RUSHING

### 200 Yards Rushing, Individual

CHARGERS – LaDainian Tomlinson, Dec. 28, 2003, vs. Oakland (243 yards)  
 OPPONENT – Adrian Peterson, Nov. 4, 2007, at Minnesota (296 yards)

### 100 Yards Rushing, Individual

CHARGERS – Austin Ekeler, Dec. 8, 2019, at Jacksonville (101 yards)  
 OPPONENT – Damien Williams, Dec. 29, 2019, at Kansas City (124 yards)

### 100 Yards Rushing, One Half, Individual

CHARGERS – Melvin Gordon, Oct. 29, 2017, at New England (113 yards in first half)  
 OPPONENT – Damien Williams, Dec. 29, 2019, at Kansas City (113 yards in second half)

### Two 100-Yard Rushers

CHARGERS – Darren Sproles (122 yards) and LaDainian Tomlinson (116 yards), Dec. 16, 2007, vs. Detroit  
 OPPONENT – Frank Gore (158 yards) and Colin Kaepernick (151 yards), Dec. 20, 2014, at San Francisco

### Four Touchdowns Rushing, Individual

CHARGERS – LaDainian Tomlinson, Oct. 14, 2007, vs. Oakland (3, 27, 13, 41 yards)  
 OPPONENT – Never

### Three Touchdowns Rushing, Individual

CHARGERS – Melvin Gordon, Oct. 15, 2018, at Cleveland (4, 10, 11 yards)  
 OPPONENT – Darrel Young, Nov. 3, 2013, at Washington (1, 1, 4 yards)

### Two Touchdowns Rushing, Individual

CHARGERS – Melvin Gordon, Dec. 22, 2019, vs. Oakland (1, 1 yards)  
 OPPONENT – Damien Williams, Dec. 29, 2019, at Kansas City (84, 7 yards)

## PASSING

### 500 Yards Passing, Individual

CHARGERS – Philip Rivers, Oct. 18, 2015, at Green Bay (503 yards)  
 OPPONENT – Never

### 400 Yards Passing, Individual

CHARGERS – Philip Rivers, Nov. 18, 2018, vs. Denver (401 yards)  
 OPPONENT – Michael Vick, Sept. 15, 2013, at Philadelphia (428 yards)

### 300 Yards Passing, Individual

CHARGERS – Philip Rivers, Dec. 15, 2019, vs. Minnesota (307 yards)  
 OPPONENT – Deshaun Watson, Sept. 22, 2019, vs. Texans (351 yards)

### Six Touchdown Passes, Individual

CHARGERS – Dan Fouts, Nov. 22, 1981, at Oakland (12, 15, 29, 4, 5, 6 yards)  
 OPPONENT – Never

### Five Touchdown Passes, Individual

CHARGERS – Drew Brees, Oct. 31, 2004, vs. Oakland (17, 13, 23, 5, 1 yards)  
 OPPONENT – Gus Frerotte, Nov. 19, 2000, at Denver (1, 5, 26, 10, 5 yards)

### Four Touchdown Passes, Individual

CHARGERS – Philip Rivers, Oct. 9, 2016, at Oakland (29, 18, 1, 4 yards)  
 OPPONENT – Patrick Mahomes, Sept. 9, 2018, vs. Kansas City (58, 1, 36, 1 yards)

### Three Touchdown Passes, Individual

CHARGERS – Philip Rivers, Dec. 8, 2019, at Jacksonville (30, 84, 44 yards)  
 OPPONENT – Deshaun Watson, Sept. 22, 2019, vs. Texans (16, 15, 53 yards)

### Six Interceptions Thrown, Individual

CHARGERS – Ed Luther, Oct. 31, 1983, vs. Washington  
 OPPONENT – Peyton Manning, Nov. 11, 2007, vs. Indianapolis

### Five Interceptions Thrown, Individual

CHARGERS – Craig Whelihan, Dec. 13, 1998, at Seattle  
 OPPONENT – Nathan Peterman, Nov. 19, 2017, vs. Buffalo

### Four Interceptions Thrown, Individual

CHARGERS – Philip Rivers, Nov. 18, 2019, vs. Kansas City  
 OPPONENT – Nathan Peterman, Nov. 19, 2017, vs. Buffalo

## RECEIVING

### 10 or More Receptions, Individual

CHARGERS – Austin Ekeler, Oct. 6, 2019, vs. Broncos (15 receptions)  
 OPPONENT – Robert Woods, Sept. 23, 2018, at Rams (10 receptions)

### 200 Yards Receiving, Individual

CHARGERS – Malcolm Floyd, Oct. 10, 2010, at Oakland (213 yards)  
 OPPONENT – Chad Johnson, Nov. 12, 2006, at Cincinnati (260 yards)

### 100 Yards Receiving, Individual

CHARGERS – Austin Ekeler, Dec. 8, 2019, at Jacksonville (112 yards)  
 OPPONENT – Hunter Renfrow, Dec. 22, 2019, vs. Oakland (107 yards)

### 100 Yards Receiving, One Half, Individual

CHARGERS – Keenan Allen, Sept. 22, 2019, vs. Texans (134 yards in 2nd half)  
 OPPONENT – Antonio Brown, Dec. 2, 2018, at Pittsburgh (117 yards in 1st half)

### Two 100-Yard Receivers

CHARGERS – Keenan Allen, Sept. 9, 2018, vs. Kansas City (108 yards) and Melvin Gordon (102 yards)  
 OPPONENT – Emmanuel Sanders (120 yards) and Demaryius Thomas (105 yards), Oct. 23, 2014, at Denver

### Five Touchdown Receptions, Individual

CHARGERS – Kellen Winslow, Nov. 22, 1981, at Oakland (15, 29, 4, 5, 3 yards)  
 OPPONENT – Never

### Four Touchdown Receptions, Individual

CHARGERS – Kellen Winslow, Nov. 22, 1981, at Oakland (15, 29, 4, 5, 3 yards)  
 OPPONENT – Karyl Turner, Sept. 15, 1985, vs. Seattle (34, 15, 30, 7 yards)

### Three Touchdown Receptions, Individual

CHARGERS – Danny Woodhead, Dec. 20, 2015, vs. Miami (20, 9, 9 yards)  
 OPPONENT – Emmanuel Sanders, Oct. 23, 2014, at Denver (2, 31, 3 yards)

### Two Touchdown Receptions, Individual

CHARGERS – Hunter Henry, Oct. 13, 2019, vs. Steelers (5, 11 yards)  
 OPPONENT – Courtland Sutton, Dec. 1, 2019, at Denver (26, 5 yards)

## COMBINATION

### 100 Yards Rushing and Receiving, Individual

CHARGERS – Austin Ekeler, Dec. 8, 2019, at Jacksonville (101 yards rushing, 112 yards receiving)  
 OPPONENT – Essex Johnson, Sept. 30, 1973, vs. Cincinnati (121 yards rushing, 116 yards receiving)

### 300-Yard Passer, 100-Yard Rusher and 100-Yard Receiver

CHARGERS – Philip Rivers (314 yards passing), Austin Ekeler (101 yards rushing), Austin Ekeler (112 yards receiving), Dec. 8, 2019  
 OPPONENT – Jared Goff (354 yards passing), Todd Gurley (105 yards rushing) and Robert Woods (104 yards receiving), Sept. 23, 2018, at Los Angeles Rams

## INTERCEPTIONS

### Four Interceptions, Individual

CHARGERS – Never  
 OPPONENT – Kwamie Lassiter, Dec. 17, 1998, at Arizona

### Three Interceptions, Individual

CHARGERS – Antonio Cromartie, Nov. 11, 2007, vs. Indianapolis  
 OPPONENT – Kwamie Lassiter, Dec. 17, 1998, at Arizona

### Two Interceptions, Individual

CHARGERS – Desmond King, Oct. 15, 2018, at Cleveland  
 OPPONENT – Erik Harris, Nov. 7, 2019, at Oakland

### Interception Returned for Touchdown

CHARGERS – Desmond King, Nov. 4, 2018, at Seattle (42 yards; Russell Wilson, passer)  
 OPPONENT – Erik Harris, Nov. 7, 2019, at Oakland (56 yards; Philip Rivers, passer)

## SACKS

### Five Sacks, Individual

CHARGERS – Leslie O'Neal, Nov. 16, 1986, vs. Dallas  
 OPPONENT – Never

### Four-and-One-Half Sacks, Individual

CHARGERS – Leslie O'Neal, Nov. 16, 1986, vs. Dallas  
 OPPONENT – Hugh Douglas, Oct. 18, 1998, vs. Philadelphia

### Four Sacks, Individual

CHARGERS – Antwan Barnes, Dec. 18, 2011, vs. Baltimore  
 OPPONENT – Justin Houston, Dec. 28, 2014, at Kansas City

### Three-and-One-Half Sacks, Individual

CHARGERS – Kendall Reyes, Dec. 23, 2012, at New York Jets  
 OPPONENT – Justin Houston, Dec. 28, 2014, at Kansas City

COMMUNITY

FRONT OFFICE

VETERANS

DRAFT PICKS  
& FREE AGENTS

2019 IN  
REVIEW

THE LAST  
TIME

GENERAL  
INFORMATION

**Three Sacks, Individual**

CHARGERS – Melvin Ingram, Sept. 24, 2017, vs. Kansas City  
 OPPONENT – Dee Ford, Dec. 13, 2015, at Kansas City

**Two-and-One-Half Sacks, Individual**

CHARGERS – Desmond King, Sept. 29, 2019, at Miami  
 OPPONENT – Clelin Ferrell, Nov. 7, 2019, at Oakland

**Two Sacks, Individual**

CHARGERS – Joey Bosa, Dec. 8, 2019, at Jacksonville  
 OPPONENT – Derek Wolfe, Dec. 1, 2019, at Denver

**TOUCHDOWNS****Five Touchdowns, Individual**

CHARGERS – Kellen Winslow, Nov. 22, 1981, at Oakland  
 (15-, 29-, 4-, 5-3-yard receptions)  
 OPPONENT – Never

**Four Touchdowns, Individual**

CHARGERS – Danny Woodhead, Dec. 20, 2015, vs. Miami  
 (2-yard run; 20-, 9-, 9-yard receptions)  
 OPPONENT – Harvey Williams, Nov. 16, 1997, vs. Oakland  
 (1-, 1-yard runs; 8-, 32-yard receptions)

**Three Touchdowns, Individual**

CHARGERS – Austin Ekeler, Sept. 8, 2019, vs. Colts  
 (1, 55-yard receptions; 7-yard run)  
 OPPONENT – Tyreek Hill, Sept. 9, 2018, vs. Kansas City  
 (91-yard punt return; 58-, 1-yard receptions)

**FIELD GOALS/PATS****Six Field Goals Made, Individual**

CHARGERS – Greg Davis, Oct. 5, 1997, at Oakland (30, 22, 38, 43, 33, 33 yards)  
 OPPONENT – Phil Dawson, Nov. 5, 2006, vs. Cleveland (37, 20, 42, 30, 36, 35 yards)

**Five Field Goals Made, Individual**

CHARGERS – Nate Kaeding, Sept. 10, 2012, at Oakland (23, 28, 19, 41, 45 yards)  
 OPPONENT – Justin Tucker, Nov. 1, 2015, at Baltimore (48, 29, 48, 45, 39 yards)

**Four Field Goals Made, Individual**

CHARGERS – Michael Badgley, Nov. 3, 2019, vs. Packers (29, 40, 34, 43 yards)  
 OPPONENT – Dan Bailey, Dec. 15, 2019, vs. Minnesota (26, 44, 38, 27 yards)

**50-Yard Field Goal, Individual**

CHARGERS – Chase McLaughlin, Oct. 10, 2019, at Titans (50 yards)  
 OPPONENT – Brandon McManus, Dec. 1, 2019, at Denver (53 yards)

**Blocked Field-Goal Attempt**

CHARGERS – Darrell Stuckey, Nov. 23, 2014, vs. St. Louis  
 (46-yard Greg Zuerlein attempt)  
 OPPONENT – Dre'Mont Jones, Oct. 6, 2019, vs. Broncos  
 (48-yard Chase McLaughlin attempt)

**Two-Point Conversion**

CHARGERS – Hunter Henry, Nov. 18, 2019, vs. Kansas City (Philip Rivers, passer)  
 OPPONENT – Marlon Mack, Sept. 8, 2019, vs. Colts (Mack run)

**Point After Touchdown Missed**

CHARGERS – Michael Badgley, Nov. 18, 2018, vs. Denver (2nd attempt, wide left)  
 OPPONENT – Daniel Carlson, Nov. 7, 2019, at Oakland (3rd attempt, wide right)

**Blocked Point After Touchdown**

CHARGERS – Corey Luigert, Nov. 12, 2017, at Jacksonville (Josh Lambo, first attempt)  
 OPPONENT – Denico Autry, Dec. 31, 2017, vs. Oakland (Nick Rose, third attempt)

**PUNTING****80-Yard Punt**

CHARGERS – Never  
 OPPONENT – Dustin Colquitt, Dec. 2, 2007, at Kansas City (81 yards)

**70-Yard Punt**

CHARGERS – Mike Scifres, Sept. 21, 2014, at Buffalo (72 yards)  
 OPPONENT – Kevin Huber, Dec. 1, 2013, vs. Cincinnati (75 yards)

**60-Yard Punt**

CHARGERS – Ty Long, Sept. 22, 2019, vs. Texans (60 yards)  
 OPPONENT – Dustin Colquitt, Dec. 29, 2019, at Kansas City (63 yards)

**Blocked Punt**

CHARGERS – Jerry Attaochu, Sept. 8, 2014, at Arizona (Drew Butler, punter)  
 OPPONENT – Cory Littleton, Sept. 23, 2018, at Rams (Drew Kaser, punter)

**10 or More Punts, Individual**

CHARGERS – Drew Kaser, Nov. 12, 2017, at Jacksonville (10 punts for 485 yds)  
 OPPONENT – Chad Stanley, Sept. 15, 2002, vs. Houston (10 punts for 406 yds)

**No Punts**

CHARGERS – Sept. 29, 2019, at Miami Dolphins  
 OPPONENT – Nov. 7, 1976, vs. Baltimore Colts

**OTHER SPECIAL TEAMS****Kickoff Returned for Touchdown**

CHARGERS – Michael Spurlock, Dec. 30, 2012, vs. Oakland (99 yards)  
 OPPONENT – Mecole Hardman, Dec. 29, 2019, at Kansas City (104 yards)

**Punt Returned for Touchdown**

CHARGERS – Desmond King, Oct. 6, 2019, vs. Broncos (68 yards)  
 OPPONENT – Tyreek Hill, Sept. 9, 2018, vs. Kansas City (91 yards)

**Blocked Punt Returned for Touchdown**

CHARGERS – Jacob Hester, Oct. 25, 2009, at Kansas City (Recovered in end zone after Hester blocked Dustin Colquitt punt)  
 OPPONENT – Blake Countess, Sept. 23, 2018, at Rams (Recovered in end zone after C. Littleton blocked Drew Kaser punt)

**Recovered Own Onside Kick Attempt**

CHARGERS – Darrell Stuckey, Nov. 18, 2012, at Denver (Nick Novak, kicker)  
 OPPONENT – Jonathan Grimes, Nov. 27, 2016, at Houston (Nick Novak, kicker)

**OTHER DEFENSE****Shutout Posted**

CHARGERS – Oct. 22, 2017, vs. Denver Broncos (21-0 Chargers win)  
 OPPONENT – Nov. 2, 2014, at Miami (37-0 Miami win)

**Fumble Returned for Touchdown**

CHARGERS – Kyle Emanuel, Dec. 30, 2018, at Denver (18 yards)  
 OPPONENT – Ifeadi Odenigbo, Dec. 15, 2019, vs. Minnesota (56 yards)

**Safety Scored**

CHARGERS – Oct. 13, 2016, vs. Denver (Penalty on Russell Okung in end zone)  
 OPPONENT – Oct. 29, 2017, at New England (Travis Benjamin tackled in endzone on punt return)

**MISCELLANEOUS****No Penalties**

CHARGERS – Oct. 9, 2011, at Denver  
 OPPONENT – Dec. 4, 2005, vs. Oakland

**Game Without Touchdown**

CHARGERS – Dec. 13, 2015, at Kansas City  
 OPPONENT – Oct. 22, 2017, vs. Denver

**50 Points, Game**

CHARGERS – 54, Nov. 19, 2017, vs. Buffalo  
 OPPONENT – 57, Oct. 1, 2000, at St. Louis

**40 Points, Game**

CHARGERS – 45, Dec. 8, 2019 at Jacksonville  
 OPPONENT – 45, Nov. 6, 2011, vs. Green Bay

**600 Yards Total Offense, Game**

CHARGERS – 661, Dec. 20, 1982, vs. Cincinnati  
 OPPONENT – 614, Oct. 1, 2000 at St. Louis


**500 Yards Total Offense, Game**

CHARGERS – 525, Dec. 8, 2019, at Jacksonville  
 OPPONENT – 521, Sep. 23, 2018, at Rams

*Regular season games only*



# BOLT UP ⚡



*[Signature]* 86

**HUNTER HENRY**

**#86 ⚡ TE**

## YEAR-BY-YEAR STATS



## GENERAL INFORMATION

22:02:41, Addicks 70:25:95 5:00-10:00, Pfullard 53:26:10 2:00-10:11, Boston 61:18:79-10:00 1:00-9:00, Brown 20:38:78-0:20 10:00, Ingram 50:26:76 1:05 2:25-2:51, King 61:10:71-10:44 1:50-1:50, Tr.Williams 47:85:02 2:12-10:30, Peryman 29:22:51 0:20-10:00 2:00-1:00 29:17:46 1:01-1:13-2:00, Philon 28:18:46 5:45-6:01-10:00, Square 19:26:45 0:11-0:30-1, Hayward 33:74:00 0:24 1:12, Emanuel 15:22:37 1:15-1:50-1:30, Palepo 20:17:37 1:08-10:00, Lueger 19:17:36 1:55-2:03-1:00, Mc Cain 28:82:95 0:16-1:12-10, Harris 71:80:00 0:00-0:00, Attouch 4:26-0:00 0:00-0:00, Jenkins 14:50:00 0:00-0:00, Rochell 41:15:12 0:00-0:00, M.Davis 4:00-0:00 0:00-0:00, Verrent 1:01-0:00 0:00-0:00, K.Allen 0:00-0:00 0:00-1:00



# 2015 FINAL STATISTICS

(4-12 Overall) Fourth AFC West - Mike McCoy  
Home (3-5); Away (1-7)

Date	W/L	Score	Opponent	Att.
09/13	W	33-28	Detroit	66,093
09/20	L	19-24	at Cincinnati	57,579
09/27	L	14-31	at Minnesota	52,400
10/04	W	30-27	Cleveland	63,710
10/12	L	20-24	Pittsburgh	67,658
10/18	L	20-27	at Green Bay	78,434
10/25	L	29-37	Oakland	67,542
11/01	L	26-29	at Baltimore	70,829
11/02	L	19-22	Chicago	68,033
11/09	L	3-33	Kansas City	65,837
11/29	W	31-25	at Jacksonville	59,477
12/06	L	3-17	Denver	68,631
12/13	L	3-10	at Kansas City	72,314
12/20	W	30-14	Miami	66,676
12/24	L	20-23 OT	at Oakland	54,400
01/03	L	20-27	at Denver	76,844

Team Statistics	Chargers	Opponent
TOTAL FIRST DOWNS	344	299
Rushing	79	101
Passing	230	170
Penalty	35	28
3rd Down: Made/Att	97/231	74/195
3rd Down Pct.	42.0	37.9
4th Down: Made/Att	5/15	7/8
4th Down Pct.	33.3	87.5
TOTAL NET YARDS	5949	5791
Avg. Per Game	371.8	361.9
Total Plays	1100	959
Avg. Per Play	5.4	6.0
NET YARDS RUSHING	1358	2005
Avg. Per Game	84.9	125.3
Total Rushes	393	417
NET YARDS PASSING	4591	3786
Avg. Per Game	286.9	236.6
Sacked/Yards Lost	40/264	32/222
Gross Yards	4855	4008
Att./Completions	667/442	510/328
Completion Pct.	66.3	64.3
Had Intercepted	13	11
PUNTS/AVERAGE	73/44.7	72/43.1
NET PUNTING AVG.	73/38.2	72/40.5
PENALTIES/YARDS	117/942	120/976
FUMBLES/BALL LOST	20/11	14/9
TOUCHDOWNS	35	44
Rushing	4	17
Passing	30	22
Returns	1	5
TIME OF POSSESSION	31:34	28:26

Score by Quarters	Q1	Q2	Q3	Q4	OT	PTS.
Chargers	52	112	51	105	0	320
Opponents	90	103	73	129	3	398

Scoring	TD	RU	PA	RT	PAT	FG	S	PTS.
Lambo	0	0	0	0	28/32	26/32	0	106
Woodhead	9	3	6	0	0/0	0/0	0	54
Gates	5	0	5	0	0/0	0/0	0	30
Green	4	0	4	0	0/0	0/0	0	28
K. Allen	4	0	4	0	0/0	0/0	0	24
Floyd	3	0	3	0	0/0	0/0	0	18
Inman	3	0	3	0	0/0	0/0	0	18
S. Johnson	3	0	3	0	0/0	0/0	0	18
D. Brown	1	1	0	0	0/0	0/0	0	6
J. Phillips	1	0	1	0	0/0	0/0	0	6
Verrett	1	0	0	1	0/0	0/0	0	6
Ty. Williams	1	0	1	0	0/0	0/0	0	6
Chargers	35	4	30	1	28/32	26/32	0	320
Opponents	44	17	22	5	39/41	29/34	1	398

2-Pt. Conversions: Green 2, Chargers 2-3, Opponents 3-3

Sacks: Ingram 10.5, Attaochu 6, Luegt 3, Perryman 2, Reyes 2, Addae 1, Emanuel 1, Flowers 1, Matthews 1, Stuckey 1, S. Williams 1, Wilson 1, Butler 0.5, Te'o 0.5, Weddle 0.5, Chargers 32, Opponents 40

Special Teams Tackles (T-A-TT): Dzubnar 12-1-13, Stuckey 8-0-8, Emanuel 6-2-8, Conner 6-1-7, Perryman 6-0-6, J. Phillips 4-1-5, Law 4-0-4, Brown 2-2-4, Lambo 3-0-3, A. Phillips 3-0-3, Weddle 3-0-3, Winet 3-0-3, Attaochu 2-1-3, Butler 0-3-3, Duce 2-0-2, Green 2-0-2, Oliver 2-0-2, Mays 1-1-2, Ty. Williams 1-1-2, Wilson 1-1-2, Addae 1-0-1, Herndon 1-0-1, Scifres 1-0-1, Te'o 1-0-1, Woodhead 1-0-1

Rushing	No.	Yds.	Avg.	Long	TD
Gordon	184	641	3.5	27	0
Woodhead	98	336	3.4	27	3
D. Brown	59	229	3.9	53	1
Oliver	31	108	3.5	15	0
Rivers	17	28	1.6	8	0
Herndon	1	13	13.0	13	0
D. Johnson	2	4	2.0	2	0
Clemens	1	-1	-1.0	-1	0
Chargers	393	1358	3.5	53	4
Opponents	417	2005	4.8	65t	17

Receiving	No.	Yds.	Avg.	Long	TD
Woodhead	80	755	9.4	61	6
K. Allen	67	725	10.8	38	4
Gates	56	630	11.3	40	5
S. Johnson	45	497	11.0	34	3
Green	37	429	11.6	31t	4
Inman	35	486	13.9	68	3
Gordon	33	192	5.8	18	0
Floyd	30	561	18.7	70t	3
Herndon	24	195	8.1	21	0
Oliver	13	112	8.6	17	0
J. Phillips	10	69	6.9	15	1
D. Brown	8	88	11.0	31	0
Ty. Williams	2	90	45.0	80t	1
V. Brown	1	22	22.0	22	0
D. Johnson	1	4	4.0	4	0
Chargers	442	4855	11.0	80t	30
Opponents	328	4008	12.2	72t	22

Interceptions	No.	Yds.	Avg.	Long	TD
Verrett	3	68	22.7	68t	1
S. Williams	2	6	3.0	6	0
A. Phillips	1	39	39.0	39	0
P. Robinson	1	27	27.0	27	0
Te'o	1	11	11.0	11	0
Reyes	1	1	1.0	1	0
Emanuel	1	0	0.0	0	0
Wilson	1	0	0.0	0	0
Chargers	11	152	13.8	68t	1
Opponents	13	332	25.5	91t	5

Punting	No.	Yds.	Avg.	Net	TB	I-20	Lg.	B
Scifres	72	3261	45.3	38.2	2	15	68	1
Chargers	73	3261	44.7	38.2	2	15	68	1
Opponents	72	3101	43.1	40.5	5	39	65	0

Punt Returns	Ret.	FC	Yds.	Avg.	Lg.	TD
Herndon	11	13	81	7.4	18	0
Jones	5	8	-4	-	5	0
K. Allen	3	4	5	1.7	5	0
Mager	1	1	2	2.0	2	0
Chargers	20	26	84	4.2	18	0
Opponents	44	14	432	9.8	31	0

Kickoff Returns	Ret.	Yds.	Avg.	Long	TD
Jones	9	193	21.4	30	0
Oliver	8	197	24.6	30	0
Herndon	7	157	22.4	34	0
J. Phillips	2	18	9.0	13	0
Emanuel	1	1	1.0	1	0
Vaughn	1	17	17.0	17	0
Chargers	28	583	20.8	34	0
Opponents	32	880	27.5	48	0

Field Goals	1-19	20-29	30-39	40-49	50+
Lambo	0/0	4/4	7/7	11/16	4/5
Chargers	0/0	4/4	7/7	11/16	4/5
Opponents	0/0	13/13	7/9	7/9	2/3
Lambo: (32G,25G), (40G,32G,47N), ( ), (46G,45G,34G), (60N,40G,54G), (36G,32G), (40G,44G), (42G,49G), (31G, 22G), (52G), (28G), (48N,51G), (28N,30G), (28G,48N), (47G, 48N,45G), (50G,42G)					

Defensive Tackles (T-A-TT-TFL-SK-PR-QB Hits-INT-FF-FR-PD): Te 73-34-107-5; 0.5-0-6-1-1-0-3, Perryman 72-23-95-9-2-0-3-0-1-0-0, Ingram 65-11-76-19-10-5-0-29; 0-4-1-5, Weddle 54-21-75-2-0-5-0-2-0-0-1-9, Attaochu 52-14-66-16-6-0-24-0-0-2, Addae 55-10-65-2-1-1-1-0-0-0-4, Butler 34-20-54-5-0-5-0-2-0-1-1-1, P. Robinson 42-7; 49-2-0-1-1-1-0-8, Verrett 42-5-47-2-0-0-1-3-0-0-11, Wilson 36-8-44-1-1-0-3-1-0-1-2, Reyes 29-10-39-6-2-11-11-1-0-9-4, Luegt 28-7-35-7-3-7-6-0-0-0, Flowers 29-5-34; 1-1-0-1-0-0-3, Emanuel 15-15-30-3-1-1-1-0-0-0, Carethers 15-12-27-1-0-1-1-0-0-0, Matthews 18-7-25-3-1-3-0-0-0-0, S. Williams 17-2-19-1-0-1-2-2-1-5, A. Phillips 14-5-19-1-0-0-0-1-0-0-0, Conner 12-7-19-2-0-0-0-0-0-0-1, Lissemore 11-6-17-0-0-3; 0-0-0-0-0, Mager 10-1-1-0-0-0-0-0-0-0, Philon 6-1-7-2-0-2-3-0-0-1, Duce 6-0-6; 0-0-0-0-0-0-1, Square 6-0-6-0-0-3-2-0-0-1, Law 2-4-6-1-0-0-4-0-0-0, Stuckey 2-1-3-1-0-0-0-0-0, Mays 1-2-3-0-0-0-1-0-0-0, Dzubnar 0-2-2-0-0-0-0-0-0-0, Unrein 1-0-1-0-0-0-0-0-0-0-0, Vaughn 1-0-1-0-0-0-0-0-0-0-1

Passing	Att.	Comp.	Yds.	Comp.%	Yds./Att.	TD	TD%	Int.	Int.%	Long	Sack/Lost	Rating
Rivers	661	437	4792	66.1	7.25	29	4.4	13	2.0	80t	40/264	93.8
Clemens	6	5	63	83.3	10.50	1	16.7	0	0.0	19t	0/0	150.0
Chargers	667	442	4855	66.3	7.28	30	4.5	13	1.9	80t	40/264	94.5
Opponents	510	328	4008	64.3	7.86	22	4.3	11	2.2	72t	32/222	93.8

# 2014 FINAL STATISTICS

(9-7 Overall) Third AFC West - Mike McCoy  
Home (5-3); Away (4-4)

Date	W/L	Score	Opponent	Att.
09/08	L	17-18	at Arizona	61,292
09/14	W	30-21	Seattle †	67,916
09/21	W	22-10	at Buffalo	68,611
09/28	W	33-14	Jacksonville †	56,553
10/05	W	31-0	New York Jets †	63,471
10/12	W	31-28	at Oakland	53,329
10/19	L	20-23	Kansas City †	65,260
10/23	L	21-35	at Denver	76,907
11/02	L	0-37	at Miami	70,222
11/16	W	13-6	Oakland †	66,720
11/23	W	27-24	St. Louis †	66,040
11/30	W	34-33	at Baltimore	71,060
12/07	L	14-23	New England †	68,815
12/14	L	10-22	Denver †	68,682
12/20	W	38-35 OT	at San Francisco	70,699
12/28	L	7-19	at Kansas City	73,952

† Local Television Blackout Lifted

Team Statistics	Chargers	Opponent
TOTAL FIRST DOWNS	326	307
Rushing	75	98
Passing	214	168
Penalty	37	41
3rd Down: Made/Att	97/215	89/207
3rd Down Pct.	45.1	43.0
4th Down: Made/Att	5/11	2/10
4th Down Pct.	45.5	20.0
TOTAL NET YARDS	5463	5413
Avg. Per Game	341.6	338.3
Total Plays	1009	988
Avg. Per Play	5.4	5.5
NET YARDS RUSHING	1367	1986
Avg. Per Game	85.4	124.1
Total Rushes	398	438
NET YARDS PASSING	4098	3427
Avg. Per Game	256.1	214.2
Sacked/Yards Lost	37/198	26/178
Gross Yards	4296	3605
Att./Completions	574/380	524/320
Completion Pct.	66.2	61.1
Had Intercepted	18	7
PUNTS/AVERAGE	75/44.9	69/46.5
NET PUNTING AVG.	75/38.1	69/41.3
PENALTIES/YARDS	111/967	129/1067
FUMBLES/BALL LOST	16/5	22/11
TOUCHDOWNS	16/5	38
Rushing	6	11
Passing	31	24
Returns	3	3
TIME OF POSSESSION	30:49	29:11

Score by Quarters	Q1	Q2	Q3	Q4	OT	PTS.
Chargers	51	15	93	86	3	348
Opponents	55	137	86	72	0	348

Scoring	TD	RU	PA	RT	PAT	FG	S	PTS.
Novak	0	0	0	0	40/40	22/26	0	106
Gates	12	0	12	0	0/0	0/0	0	72
Royal	7	0	7	0	0/0	0/0	0	42
Floyd	6	0	6	0	0/0	0/0	0	36
K. Allen	4	0	4	0	0/0	0/0	0	24
Oliver	4	3	1	0	0/0	0/0	0	24
Ry. Mathews	3	3	0	0	0/0	0/0	0	18
Gachkar	1	0	0	1	0/0	0/0	0	6
Luguet	1	0	0	1	0/0	0/0	0	6
J. Phillips	1	0	1	0	0/0	0/0	0	6
Stuckey	1	0	0	1	0/0	0/0	0	6
<b>Chargers</b>	<b>40</b>	<b>6</b>	<b>31</b>	<b>3</b>	<b>40/40</b>	<b>22/26</b>	<b>1</b>	<b>348</b>
Opponents	38	11	24	3	36/36	28/34	0	348

2-Pt. Conversions: Chargers 0-0, Opponents 0-2

**Sacks:** Luguet 4.5, Ingram 4, Freeman 3.5, Attaochu 2, Ri. Mathews 1.5, Adae 1, Butler 1, Conner 1, Gachkar 1, Gilchrist 1, J. Johnson 1, Law 1, Lissimore 1, Reyes 1, Te'o 1, Walker 0.5, **Chargers 26.0**, Opponents 37.0

**Special Teams Tackles (T-A-TT):** Ajirotutu 18-1-19, Stuckey 14-3-17, Conner 15-1-16, Gachkar 14-2-16, Williams 13-1-14, Weddle 10-3-13, J. Phillips 9-0-9, Walker 5-2-7, Green 4-2-6, Marshall 3-2-5, D. Brown 4-0-4, Adae 3-1-4, Attaochu 2-0-2, Davis 2-0-2, Wright 2-0-2, Allen 1-0-1, Reddick 1-0-1, Te'o 1-0-1, Williams 1-0-1, Inman 0-1-1

Passing	Att.	Comp.	Yds.	Comp.%	Yds./Att.
Rivers	570	379	4286	66.5	7.52
Clemens	3	1	10	33.3	3.33
Weddle	1	0	0	0.0	0.00
<b>Chargers</b>	<b>574</b>	<b>380</b>	<b>4296</b>	<b>66.2</b>	<b>7.48</b>
Opponents	524	320	3605	61.1	6.88

Rushing	No.	Yds.	Avg.	Long	TD
Oliver	160	582	3.6	52	3
Ry. Mathews	74	330	4.5	32t	3
D. Brown	85	223	2.6	16	0
Rivers	37	102	2.8	17	0
R. Brown LG	20	63	3.2	11	0
R. Brown TM	14	59	4.2	11	0
Woodhead	15	38	2.5	13	0
Draughn TM	10	19	1.9	6	0
Royal	3	14	4.7	15	0
<b>Chargers</b>	<b>398</b>	<b>1367</b>	<b>3.4</b>	<b>52</b>	<b>6</b>
Opponents	438	1986	4.5	90t	11

Receiving	No.	Yds.	Avg.	Long	TD
K. Allen	77	783	10.2	35	4
Gates	69	821	11.9	34	12
Royal	62	778	12.5	47t	7
Floyd	52	856	16.5	59	6
Oliver	36	271	7.5	50	1
D. Brown	29	211	7.3	24	0
Green	19	226	11.9	28	0
Inman	12	158	13.2	28	0
Ry. Mathews	9	69	7.7	16	0
R. Brown LG	5	44	8.8	24	0
R. Brown TM	4	39	9.8	24	0
Woodhead	5	34	6.8	14	0
Ajirotutu	4	45	11.3	17	0
D. Johnson	1	4	4.0	4	0
J. Phillips	1	1	1.0	1t	1
<b>Chargers</b>	<b>380</b>	<b>4296</b>	<b>11.3</b>	<b>59</b>	<b>31</b>
Opponents	320	3605	11.3	77t	24

Interceptions	No.	Yds.	Avg.	Long	TD
Flowers	3	44	14.7	27	0
Weddle	1	17	17.0	17	0
Ducres LG	1	7	7.0	7	0
Gilchrist	1	4	4.0	4	0
Te'o	1	0	0.0	0	0
Verrett	1	0	0.0	0	0
<b>Chargers</b>	<b>7</b>	<b>65</b>	<b>9.3</b>	<b>27</b>	<b>0</b>
Opponents	18	262	14.6	99t	2

Punting	No.	Yds.	Avg.	Net	TB	I-20	Lg.	B
Scifres	55	2516	45.7	38.9	6	21	72	1
McBriar	13	610	46.9	35.4	1	1	58	0
Novak	6	240	40.0	36.7	0	1	51	0
<b>Chargers</b>	<b>75</b>	<b>3366</b>	<b>44.9</b>	<b>38.1</b>	<b>7</b>	<b>23</b>	<b>72</b>	<b>1</b>
Opponents	69	3210	46.5	41.3	8	27	66	1

Punt Returns	Ret.	FC	Yds.	Avg.	Lg.	TD
K. Allen	11	11	99	9.0	29	0
Royal	11	6	100	9.1	58	0
Davis	1	1	4	4.0	4	0
<b>Chargers</b>	<b>23</b>	<b>18</b>	<b>203</b>	<b>8.8</b>	<b>58</b>	<b>0</b>
Opponents	35	15	366	10.5	41	0

Kickoff Returns	Ret.	Yds.	Avg.	Long	TD
Davis	19	476	25.1	35	0
Draughn TM	3	58	19.3	20	0
D. Brown	1	8	8.0	8	0
D. Johnson	1	0	0.0	0	0
Oliver	1	22	22.0	22	0
T. Williams	1	13	13.0	13	0
<b>Chargers</b>	<b>26</b>	<b>577</b>	<b>22.2</b>	<b>35</b>	<b>0</b>
Opponents	67	1488	22.2	72	0

Field Goals	1-19	20-29	30-39	40-49	50+
Novak	1/1	6/6	8/9	4/6	3/4
<b>Chargers</b>	<b>1/1</b>	<b>6/6</b>	<b>8/9</b>	<b>4/6</b>	<b>3/4</b>
Opponents	2/2	14/14	4/4	8/10	0/4
(Novak: (36G) (50G, 43G, 28G) (19G, 37G) (33G, 34G, 23G, 37G) (34G) (30G) (24G, 48G) (1) (23G, 48N, 52G) (23G, 48G) (52G, 26G) (1) (46B, 30G, 37N) (40G) (52N))					

**Defensive Tackles (T-A-TT-TFL-SK-PR-OB Hits-INT-FF-FR-PD):** Weddle 89-21-110-2-0-1-1-2-0-8, Butler 46-37-83-6-1-3-1-0-0-3-2, Gilchrist 69-11-80-7-1-1-1-2-0-4, Conner 42-26-68-2-1-3-1-0-0-2-2, Te'o 36-32-68-2-1-4-3-1-0-0-4, Luguet 52-13-65-19-4-5-18-18-0-2-2-2, Wright 52-6-58-2-0-0-0-0-0-10, Johnson 37-20-57-6-1-3-1-0-0-1, Flowers 48-5-53-1-0-0-1-3-0-0-1, Adae 39-9-48-1-1-0-1-0-2-1-1, Gachkar 23-23-46-7-1-2-1-0-0-1-2, Reyes 25-18-43-4-1-2-8-0-0-1, Ingram 25-15-40-7-4-5-12-0-0-0, Lissimore 22-10-32-1-5-2-0-0-1-0, Mathews 18-7-25-6-1-5-7-6-0-2-0, Marshall 15-7-22-0-0-0-0-0-0-0-0, Verrett 18-1-19-0-0-0-0-1-0-4, Paleale 14-4-18-4-0-2-1-0-0-0-0, Carrethers 12-2-14-0-0-0-0-0-0-0, Williams 9-4-13-0-0-1-2-0-0-1, Freeman 7-6-13-5-3-5-15-22-0-0-1-1, Davis 10-2-12-0-0-0-0-0-1-0-1, Attaochu 9-3-12-1-2-6-5-0-1-0, Stuckey 9-1-10-0-0-0-0-0-1-0, Williams 9-0-9-0-0-0-0-0-0-0-0, Law 4-3-7-2-1-1-1-0-0-0-1, Walker 3-3-6-2-0-5-1-4-0-0-0-0, A. Phillips 0-1-1-0-0-0-0-0-0-0-0-1

TD	TD%	Int.	Int.%	Long	Sack/Lost	Rating
31	5.4	18	3.2	59	36/189	93.8
0	0.0	0	0.0	10	1/9	43.8
0	0.0	0	0.0	---	0/0	39.6
<b>31</b>	<b>5.4</b>	<b>18</b>	<b>3.1</b>	<b>59</b>	<b>37/198</b>	<b>93.4</b>
24	4.6	7	1.3	77t	26/178	91.3



# 2013 FINAL STATISTICS

(9-7 Overall) Third AFC West - Mike McCoy  
Home (5-3); Away (4-4); Postseason (1-1)

Date	W/L	Score	Opponent	Att.
09/09	L	28-31	Houston †	59,522
09/15	W	33-30	at Philadelphia	69,144
09/22	L	17-20	at Tennessee	69,143
09/29	W	30-21	Dallas †	68,601
10/06	L	17-27	at Oakland	48,834
10/14	W	19-9	Indianapolis †	57,954
10/20	W	24-6	at Jacksonville	59,550
11/03	L	24-30 OT	at Washington	80,115
11/10	L	20-28	Denver †	68,847
11/17	L	16-20	at Miami	60,256
11/24	L	41-38	at Kansas City	75,259
12/01	L	10-17	Cincinnati	61,536
12/08	W	37-14	New York Giants †	65,132
12/12	W	27-20	at Denver	76,497
12/22	W	26-13	Oakland †	65,675
12/29	W	27-24 OT	Kansas City †	66,374
AFC Wild Card Playoffs				
01/05	W	27-10	at Cincinnati	62,277
AFC Divisional Playoffs				
01/12	L	17-24	at Denver	76,969

Team Statistics	Chargers	Opponent
TOTAL FIRST DOWNS	373	327
Rushing	104	98
Passing	230	208
Penalty	39	21
3rd Down: Made/Att	101/206	70/180
3rd Down Pct.	49.0	38.9
4th Down: Made/Att	5/6	6/13
4th Down Pct.	83.3	46.2
TOTAL NET YARDS	6293	5864
Avg. Per Game	393.3	366.5
Total Plays	1060	959
Avg. Per Play	5.9	6.1
NET YARDS RUSHING	1965	1725
Avg. Per Game	122.8	107.8
Total Rushes	486	376
NET YARDS PASSING	4328	4139
Avg. Per Game	270.5	258.7
Sacked/Yards Lost	30/150	35/248
Gross Yards	4478	4387
Att./Completions	544/378	548/364
Completion Pct.	69.5	66.4
Had Intercepted	11	11
PUNTS/AVERAGE	56/43.2	65/47.0
NET PUNTING AVG.	56/40.0	65/42.9
PENALTIES/YARDS	95/765	100/850
FUMBLES/BALL LOST	14/10	15/6
TOUCHDOWNS	42	40
Rushing	9	14
Passing	32	23
Returns	1	3
TIME OF POSSESSION	32:59	27:01

Score by Quarters	Q1	Q2	Q3	Q4	OT	PTS.
Chargers	61	132	85	115	3	396
Opponents	68	106	79	89	6	348

Scoring	TD	RU	PA	RT	PAT	FG	S	PTS.
Novak	0	0	0	0	42/42	34/37	0	144
Allen	8	0	8	0	0/0	0/0	0	48
Royal	8	0	8	0	0/0	0/0	0	48
Woodhead	8	2	6	0	0/0	0/0	0	48
Mathews	7	6	1	0	0/0	0/0	0	42
Gates	4	0	4	0	0/0	0/0	0	24
Green	3	0	3	0	0/0	0/0	0	18
Ajirotutu	1	0	1	0	0/0	0/0	0	6
R. Brown	1	1	0	0	0/0	0/0	0	6
V. Brown	1	0	1	0	0/0	0/0	0	6
Lisemore	1	0	0	1	0/0	0/0	0	6
Chargers	42	9	32	1	42/42	34/37	0	396
Opponents	40	14	23	3	39/39	23/30	0	348

2-Pt. Conversions: Chargers 0-0, Opponents 0-0

Sacks: Liguett 5.5, Reyes 5, Keiser 4.5, Ja. Johnson 3, Walker 3, English 2.5, Lisemore 2, Patrick 1.5, Addae 1, Gilchrist 1, Ingram 1, Weddle 1, T. Williams 1, Wynn TM 1, (group) 1, D. Butler 0.5, Freney 0.5, Chargers 35, Opponents 30

Rushing	No.	Yds.	Avg.	Long	TD
Mathews	285	1255	4.4	51	6
Woodhead	106	429	4.0	14	2
R. Brown	45	157	3.5	13	1
Rivers	28	72	2.6	18	0
McClain	11	32	2.9	7	0
Royal	3	21	7.0	15	0
Weddle	2	4	2.0	2	0
Whitehurst	6	-5	-0.8	0	0
Chargers	486	1965	4.0	51	9
Opponents	376	1725	4.6	46	14

Receiving	No.	Yds.	Avg.	Long	TD
Gates	77	872	11.3	56t	4
Woodhead	76	605	8.0	39	6
Allen	71	1046	14.7	43t	8
Royal	47	631	13.4	54	8
V. Brown	41	472	11.5	51	1
Mathews	26	189	7.3	17	1
Green	17	376	22.1	60t	3
R. Brown	8	60	7.5	15	0
Floyd	6	149	24.8	47	0
Phillips	4	30	7.5	13	0
Ajirotutu	3	64	21.3	26t	1
McClain	2	-7	-3.5	7	0
Rivers	0	-9	---	-9	0
Chargers	378	4478	11.8	60t	32
Opponents	364	4387	12.1	74t	23

Interceptions	No.	Yds.	Avg.	Long	TD
Gilchrist	2	43	21.5	26	0
Weddle	2	21	10.5	21	0
Wright	1	41	41.0	41	0
D. Butler	1	30	30.0	30	0
Keiser	1	6	6.0	6	0
Cox	1	2	2.0	2	0
Lisemore	1	0	0.0	0t	1
Patrick	1	0	0.0	0	0
Thomas	1	0	0.0	0	0
Chargers	11	143	13.0	41	1
Opponents	11	146	13.3	52t	2

Punting	No.	Yds.	Avg.	Net	TB	I-20	Lg.	B
Scifres	56	2417	43.2	40.0	1	30	61	0
Chargers	56	2417	43.2	40.0	1	30	61	0
Opponents	65	3054	47.0	42.9	5	20	75	0

Punt Returns	Ret.	FC	Yds.	Avg.	Lg.	TD
Allen	15	13	125	8.3	38	0
Royal	7	7	41	5.9	12	0
Chargers	22	20	166	7.5	28	0
Opponents	19	19	158	8.3	38	0

Kickoff Returns	Ret.	Yds.	Avg.	Long	TD
Woodhead	12	262	21.8	37	0
Hawkins	8	176	22.0	27	0
R. Brown	6	113	18.8	28	0
Whittaker TM	6	156	26.0	42	0
Chargers	32	707	22.1	42	0
Opponents	73	1797	24.6	46	0

Field Goals	1-19	20-29	30-39	40-49	50+
Novak	1/1	9/9	13/16	9/9	2/2
Chargers	1/1	9/9	13/16	9/9	2/2
Opponents	0/0	6/7	6/6	8/11	3/6
Novak: ( )	(49G,44G,33G,46G)	(44G,38B)	(36G,42G,23G)	(37B,35G)	(31G,33G,34G,50G)
(20G)	(19G)	(26G,40G,37N)	(27G,50G,29G)	(30G,30G)	(48G)
(36G,27G,43G)	(38G,35G)	(27G,48G,28G,33G)	(22G,36G)		

Defensive Tackles (T-A-TT-TFL-SK-PR-QB Hits-INT-FF-FR-PD):  
Weddle 96-18-114-5-1-1-4-2-1-2-1-0, Butler 69-30-99-4-0-5-1-0-1-3, Te'o 49-44-93-5-0-1-2-0-0-0-4, Gilchrist 66-18-84-3-1-0-2-2-1-1-4, Marshall 50-11-61-1-0-1-0-0-0-1-6, Wright 55-27-1-0-0-0-1-0-0-1-3, Liguett 37-13-50-10-5-5-17-18-0-0-0-4, Johnson 28-21-49-4-3-4-5-0-1-0-2, Walker 30-12-42-5-3-4-6-0-1-0-0, Reyes 28-14-42-5-5-13-16-0-0-0-2, Cox 35-4-39-0-0-0-0-1-0-0-6, Patrick 34-2-36-3-1-5-0-4-1-1-0-2, Addae 26-6-32-1-1-0-1-0-0-1-2, Lisemore 21-0-31-5-2-2-4-1-0-0-0, Thomas 18-12-30-7-0-3-2-1-0-0-2, Gachkar 17-8-25-1-0-0-1-0-0-0, Bird 14-11-25-0-0-1-0-0-0-0, Keiser 13-7-20-5-4-5-4-10-1-0-0-1, English 15-4-19-3-2-5-4-5-0-1-0-1, Guy 10-8-18-0-1-3-0-0-0-4, Ingram 5-8-13-2-1-4-1-0-1-0-0, Williams 8-3-11-1-1-1-1-0-1-0-0, Stuckey 7-2-9-0-0-0-0-0-0-1, Wynn 30-3-3-1-2-2-0-0-0-0, Butler 2-1-3-0-0-0-0-0-1-0-0, Geathers 2-1-3-0-0-0-0-0-0-0-0, Freney 0-1-1-1-0-5-7-4-0-0-0-0

Special Teams Tackles (solo-ass-total): Ajirotutu 12-0-12, Weddle 9-2-11, Green 10-0-10, Stuckey 7-3-10, Addae 8-1-9, Marshall 8-0-8, Gachkar 7-1-8, Bird 6-2-8, Novak 5-0-5, Patrick 4-0-4, Phillips 3-1-4, Windt 2-0-2, Allen 1-0-1, Butler 1-0-1, Gilchrist 1-0-1, Royal 1-0-1, Scifres 1-0-1, Wright 1-0-1, English 0-1-1

Passing	Att.	Comp.	Yds.	Comp.%	Yds./Att.	TD	TD%	Int.	Int.%	Long	Sack/Lost	Rating
Rivers	544	378	4478	69.5	8.23	32	5.9	11	2.0	60t	30/150	105.5
Chargers	544	378	4478	69.5	8.23	32	5.9	11	2.0	60t	30/150	105.5
Opponents	548	364	4387	66.4	8.01	23	4.2	11	2.0	74t	35/248	96.4



## GENERAL INFORMATION



# 2009 FINAL STATISTICS

(13-3 Overall) First AFC West - Norv Turner  
Home (6-2); Away (7-1); Postseason (0-1)

Date	W/L	Score	Opponent	Att.
09/14	W	24-20	at Oakland	61,940
09/20	L	26-31	Baltimore †	66,882
09/27	W	23-13	Miami †	67,230
10/04	L	28-38	at Pittsburgh	64,045
10/19	L	23-34	Denver †	68,615
10/25	W	37-7	at Kansas City	69,337
11/01	W	24-16	Oakland †	67,016
11/08	W	21-20	at New York Giants	78,774
11/15	W	31-23	Philadelphia †	68,879
11/22	W	32-3	at Denver	74,707
11/29	W	43-14	Kansas City †	65,280
12/06	W	30-23	at Cleveland	67,978
12/13	W	20-17	at Dallas	90,552
12/20	W	27-24	Cincinnati †	68,889
12/25	W	42-17	at Tennessee	69,143
01/03	W	23-20	Washington †	67,554
AFC Divisional Playoffs				
01/17	L	14-17	New York Jets †	69,498

Team Statistics		Chargers	Opponent
TOTAL FIRST DOWNS		330	309
Rushing		80	112
Passing		222	177
Penalty		28	20
Third Down: Made/Att		83/187	82/203
Third Down Pct.		44.4%	40.4%
Fourth Down: Made/Att		5/10	10/20
Fourth Th Down Pct.		50.0%	50.0%
TOTAL NET YARDS		5761	5232
Avg. Per Game		360.1	327.0
Total Plays		972	991
Avg. Per Play		5.9	5.3
NET YARDS RUSHING		1423	1884
Avg. Per Game		88.9	117.8
Total Rushes		427	422
NET YARDS PASSING		4338	3348
Avg. Per Game		271.1	209.3
Sacked/Yards Lost		26/168	35/221
Gross Yards		4506	3569
Attempts/Completions		519/338	534/326
Completion Pct.		65.1%	61.0%
Had Intercepted		10	14
PUNTS/AVERAGE		52/40.5	63/43.0
NET PUNTING AVG.		39.2	37.6
PENALTIES/YARDS		78/570	103/795
FUMBLES/BALL LOST		14/7	24/11
TOUCHDOWNS		51	35
Rushing		17	10
Passing		29	23
Returns		5	2
TIME OF POSSESSION		29:58	30:02

Score by Quarters	Q1	Q2	Q3	Q4	OT	PTS.
Chargers	103	128	107	124	0	454
Opponents	51	90	57	114	0	320

Scoring	TD	RU	PA	RT	PAT	FG	PTS.
Kaeding	0	0	0	0	50/51	32/35	146
Tomlinson	12	12	0	0	0/0	0/0	72
Jackson	9	0	9	0	0/0	0/0	54
Sproles	8	3	4	1	0/0	0/0	48
Gates	8	0	8	0	0/0	0/0	48
Tolbert	4	1	3	0	0/0	0/0	24
Hester	2	0	0	2	0/0	0/0	12
Naanee	2	0	2	0	0/0	0/0	12
Oliver	1	0	0	1	0/0	0/0	6
Chambers	1	0	1	0	0/0	0/0	6
Floyd	1	0	1	0	0/0	0/0	6
Wilson	1	0	1	0	0/0	0/0	6
Weddle	1	0	0	1	0/0	0/0	6
Rivers	1	1	0	0	0/0	0/0	6
Chargers	51	17	29	5	50/51	32/35	454
Opponents	35	10	23	2	33/33	25/29	320

2-Pk. Conversions: Chargers 0-0, Opponents 1-2

Sacks: Phillips 7.0, Merriman 4.0, Boone 3.0, Burnett 2.5, Siler 2.0, Gregory 2.0, Harris 2.0, Castillo 2.0, English 2.0, Weddle 1.5, Ellison 1.0, Oliver 1.0, Nwabugo 1.0, Dobbins 1.0, Scott 1.0, Cesaire 1.0. **Chargers: 34.0**, Opponents: 26.0

Rushing	No.	Yds.	Avg.	Long	TD
Tomlinson	223	730	3.3	36	12
Sproles	93	343	3.7	21	3
Tolbert	25	148	5.9	32	1
Hester	21	74	3.5	15	0
Bennett	23	65	2.8	14	0
Rivers	26	50	1.9	15	1
Jackson	3	11	3.7	12	0
Naanee	3	7	2.3	10	0
Davis	1	4	4.0	4	0
Volek	9	-9	-1.0	-1	0
Chargers	427	1423	3.3	36	17
Opponents	422	1884	4.5	36	10

Receiving	No.	Yds.	Avg.	Long	TD
Gates	79	1157	14.6	56	8
Jackson	68	1167	17.2	55	9
Floyd	45	776	17.2	53	1
Sproles	45	497	11.0	81t	4
Naanee	24	242	10.1	23	2
Tomlinson	20	154	7.7	36	0
Tolbert	17	192	11.3	66t	3
Chambers	9	122	13.6	20	1
Hester	9	24	2.7	5	0
Bennett	6	65	10.8	33	0
Davis	6	52	8.7	11	0
Manumaleuna	5	13	2.6	11	0
Wilson	4	28	7.0	21	1
Osgood	1	17	17.0	17	0
Chargers	338	4506	13.3	81t	29
Opponents	326	3569	10.9	84	23

Interceptions	No.	Yds.	Avg.	Long	TD
Jammer	3	25	8.3	21	0
Cromartie	3	17	5.7	16	0
Weddle	2	44	22.0	31t	1
Cason	2	22	11.0	22	0
Oliver	1	34	34.0	34	0
Dobbins	1	13	13.0	13	0
Gregory	1	13	13.0	13	0
Siler	1	5	5.0	5	0
Chargers	14	173	12.4	34	1
Opponents	10	88	8.8	33	0

Punting	No.	Yds.	Avg.	Net	TB	I-20	Lg.	B
Scifres	52	2342	45.0	39.2	2	23	65	0
Chargers	52	2342	45.0	39.2	2	23	65	0
Opponents	62	2711	43.0	37.6	8	21	69	1

Punt Returns	Ret.	FC	Yds.	Avg.	Lg.	TD
Sproles	26	12	183	7.0	77t	1
Davis	0	1	0	0	0	0
Chargers	26	13	183	7.0	77t	1
Opponents	23	16	265	11.5	71t	1

Kickoff Returns	Ret.	Yds.	Avgs.	Long	TD
Sproles	54	1300	24.1	66	0
Davis	4	79	19.8	23	0
Cromartie	3	41	13.7	22	0
Wilson	1	13	13.0	13	0
Hester	1	9	9.0	9	0
Chargers	63	1442	22.9	66	0
Opponents	87	1909	21.9	93t	1

Field Goals	1-19	20-29	30-39	40-49	50+
Kaeding	2/2	17/17	4/4	6/8	3/4
Chargers	2/2	17/17	4/4	6/8	3/4
Opponents	1/1	12/12	7/7	5/8	0/1

Kaeding: (47G) (29G,22G,23G,25G) (25G,41N,23G,26G) ( ) (20G,44G,50G,55N) (20G,43N,39G,19G) (22G) ( ) (29G) (28G,47G,28G,19G) (55G,23G) (32G,42G,22G) (29G,34G) (33G,52G) ( ) (47G,24G,45G)

Defensive Tackles (solo-ast-total-pd-fr-fr-ft): Cooper 78-41-119-8-3-1-2, Burnett 58-25-83-2-0-0-6, Weddle 69-13-82-4-0-0-4, Phillips 56-15-71-4-7-0-11, Siler 51-16-67-3-0-1-7, Gregory 49-14-63-6-0-2-4, Dobbins 39-18-57-0-1-0-4, Jammer 45-9-54-10-1-0-0, Ellison 42-8-50-2-0-0-2, Merriman 34-12-46-0-0-0-5, Oliver 30-8-38-2-0-1-1, Castillo 21-17-30-0-1-0-4, Cromartie 33-3-36-0-0-0-0, English 23-11-34-0-1-3, Cesaire 17-15-32-0-1-2, Cason 26-3-29-0-0-0-0, Spillman 14-13-27-0-0-2, Nwabugo 17-8-25-0-1-4, Boone 14-7-21-2-0-0-4, Scott 15-4-19-2-0-0-3, Hart 9-4-13-0-0-0-0, Harris 5-2-7-0-0-0-2, Spillman 5-2-7-0-0-0-0, Williams 3-1-4-0-0-0-1, Garay 2-2-4-0-0-0-0, Martin 2-2-4-0-0-0-0, Tucker 2-0-2-0-0-0-0-0, Coleman 1-0-1-0-0-0-0-0, Hughes 1-0-1-0-0-0-0-0

Special Teams Tackles (solo-ast-total): Tolbert 16-6-22, Osgood 13-2-15, Oliver 8-4-12, Siler 8-3-11, Cason 10-0-10, Holt 7-2-9, Hester 7-0-7, Binn 5-1-6, Wilson 3-2-5, Spillman 2-3-5, Burnett 3-1-4, Dobbins 2-2-4, Naanee 2-2-4, English 3-0-3, Gregory 3-0-3, Bennett 2-0-2, Ellison 2-0-2, Kaeding 2-0-2, Tucker 2-0-2, Harris 1-1-2, Floyd 1-0-1, Garay 1-0-1, Hart 1-0-1, Hughes 1-0-1, Jammer 1-0-1

Passing	Att.	Comp.	Yds.	Comp. %	Yds./Att.	TD	58%	Int.	Int. %	Long	Sack/Lost	Rating
P.Rivers	486	317	4254	65.2%	8.8	28	5.8%	1	1.9%	81t	25/167	104.4
B.Volek	31	20	231	64.5%	7.5	1	3.2%	1	3.2%	50	1/1	84.2
L.Naanee	1	1	21	100.0%	21.0	0	0.0%	0	0.0%	21	0/0	118.8
L.Tomlinson	1	0	0	0.0%	0.0	0	0.0%	0	0.0%	0	0/0	39.6
Chargers	519	338	4506	65.1%	8.7	29	5.6%	10	1.9%	81t	26/168	103.1
Opponents	534	326	3569	61.0%	6.7	23	4.3%	14	2.6%	84	35/221	84.2

# 2008 FINAL STATISTICS

(8-8 Overall) First AFC West - Norv Turner  
Home (5-3); Away (3-5); Postseason (1-1)

Date	W/L	Score	Opponent	Att.
09/07	L	24-26	Carolina †	67,115
09/14	L	38-39	at Denver	75,915
09/22	W	48-29	New York Jets †	68,922
09/28	W	28-18	at Oakland	61,808
10/05	L	10-17	at Miami	65,063
10/12	W	30-10	New England †	68,704
10/19	L	14-23	at Buffalo	71,602
10/26	L	32-37	at New Orleans	83,226
11/09	W	20-19	Kansas City †	62,051
11/16	L	10-11	at Pittsburgh	68,428
11/23	L	20-23	Indianapolis †	67,200
11/30	L	16-22	Atlanta †	68,097
12/04	W	34-7	Oakland †	73,842
12/14	W	22-21	at Kansas City	64,778
12/21	W	41-24	at Tampa Bay	69,131
12/28	W	52-21	Denver †	

## AFC Wild Card Playoffs

01/03	W	23-17 OT	Indianapolis †	68,082
-------	---	----------	----------------	--------

## AFC Divisional Playoffs

01/11	L	24-35	at Pittsburgh	63,899
-------	---	-------	---------------	--------

## Team Statistics

	Chargers	Opponents
TOTAL FIRST DOWNS	301	339
Rushing	92	98
Passing	191	213
Penalty	18	28
3rd Down: Made/Att	89/194	84/207
3rd Down Pct.	45.9%	40.6%
4th Down: Made/Att	8/11	13/24
4th Down Pct.	72.7%	54.2%
TOTAL NET YARDS	5584	5599
Avg. Per Game	349.0	349.9
Total Plays	924	1041
Avg. Per Play	6.0	5.4
NET YARDS RUSHING	1726	1641
Avg. Per Game	107.9	102.6
Total Rushes	421	408
NET YARDS PASSING	3858	3958
Avg. Per Game	241.1	247.4
Sacked/Yards Lost	25/151	28/132
Gross Yards	4009	4090
Attempts/Completions	478/312	605/411
Completion Pct.	65.3%	67.9%
Had Intercepted	11	15
PUNTS/AVERAGE	51/45.7	60/43.9
NET PUNTING AVG.	40.9	38.7
PENALTIES/YARDS	95/748	78/708
FUMBLES/BALL LOST	18/9	18/9
TOUCHDOWNS	51	39
Rushing	11	11
Passing	34	25
Returns	4	3
TIME OF POSSESSION	28:53	31:07

## Score by Quarters

	Q1	Q2	Q3	Q4	OT	PTS.
Chargers	77	126	84	152	0	439
Opponents	64	141	59	83	0	347

Scoring	TD	RU	PA	RT	PAT	FG	S	PTS.
Kaeding	0	0	0	0	46/46	27/32	0	127
Tomlinson	12	11	1	0	0/0	0/0	0	72
Gates	8	0	8	0	0/0	0/0	0	48
Sproles	7	1	5	1	0/0	0/0	1	44
Jackson	7	0	7	0	0/0	0/0	0	42
Chambers	5	0	5	0	0/0	0/0	0	30
Floyd	4	0	4	0	0/0	0/0	0	24
Manumaleuna	2	0	2	0	0/0	0/0	0	12
Hester	2	1	1	0	0/0	0/0	0	12
Tolbert	1	0	1	0	0/0	0/0	0	6
Cason	1	0	0	1	0/0	0/0	0	6
Cromartie	1	0	0	1	0/0	0/0	0	6
Weddle	1	0	0	1	0/0	0/0	0	6
Naanee	0	0	0	0	0/0	0/0	1	2
Chargers	51	13	34	4	46/46	27/32	2	439
Opponents	39	11	25	3	31/33	24/31	2	347

2-Pt. Conversions: Chargers 2-5, Opponents 2-6

Sacks: Phillips 7.5, Tucker 5.5, Harris 2.5, Cesaire 2.0, Olshansky 2.0, Cooper 1.5, Williams 1.5, Castillo 1.5, Bingham 1.5, Weddle 1.0, Applewhite 0.5  
Chargers: 28.0, Opponents: 24.0

Rushing	No.	Yds.	Avg.	Long	TD
Tomlinson	292	1110	3.8	45	11
Sproles	61	330	5.4	37	1
Hester	19	95	5.0	28	1
Rivers	31	84	2.7	11	0
Jackson	4	69	17.3	31	0
Tolbert	13	37	2.8	11	0
Chambers	1	1	1.0	1	0
Chargers	421	1726	4.1	45	13
Opponents	408	1641	4.0	49	11

Receiving	No.	Yds.	Avg.	Long	TD
Gates	60	704	11.7	34	8
Sproles	59	1098	18.6	60	7
Tomlinson	52	426	8.2	32	1
Chambers	33	462	14.0	48t	5
Sproles	29	342	11.8	66t	5
Floyd	27	465	17.2	49t	4
Manumaleuna	15	127	8.5	17	2
Tolbert	13	171	13.2	67	1
Hester	12	91	7.6	16	1
Naanee	8	64	8.0	18	0
Davis	4	59	14.8	20	0
Chargers	312	4009	12.8	67	34
Opponents	411	4090	10.0	71t	25

Interceptions	No.	Yds.	Avg.	Long	TD
Cooper	4	11	2.8	10	0
Cason	2	69	34.5	59t	1
Cromartie	2	66	33.0	52t	1
Jammer	2	2	1.0	2	0
Wilhelm	1	8	8.0	8	0
Castillo	1	4	4.0	4	0
Dobbins	1	4	4.0	4	0
Weddle	1	3	3.0	3	0
Oliver	1	0	0.0	0	0
Chargers	15	167	11.1	59t	2
Opponents	11	189	17.2	50	1

Punting	No.	Yds.	Avg.	Net	TB	I-20	Lg.	B
M.Scifres	51	2332	45.7	40.9	5	19	67	0
Chargers	51	2332	45.7	40.9	5	19	67	0
Opponents	60	2633	43.9	38.7	2	25	70	0

Punt Returns	Ret.	FC	Yds.	Avg.	Lg.	TD
Sproles	22	12	249	11.3	43	0
Davis	2	0	15	7.5	10	0
Cromartie	1	0	4	4.0	4	0
Weddle	1	1	1	1.0	1	0
Chargers	26	13	269	10.3	43	0
Opponents	23	12	146	6.3	32	0

Kickoff Returns	Ret.	Yds.	Avg.	Long	TD
Sproles	53	1376	26.0	103t	1
Hester	3	42	14.0	20	0
Cromartie	3	37	12.3	26	0
Manumaleuna	2	14	7.0	9	0
Gordon	1	18	18.0	18	0
Naanee	0	-2	0	-2	0
Chargers	62	1485	24.0	103t	1
Opponents	86	1943	22.6	94	1

Field Goals	1-19	20-29	30-39	40-49	50+
Kaeding	0/0	13/13	10/10	3/8	1/1
Chargers	0/0	13/13	10/10	3/8	1/1
Opponents	0/0	6/6	8/9	8/10	2/6

Kaeding: (27G) (34G,21G,28G) (36G,49G) (44N,28G,47N,47G) (34G) (25G,44N,35G,23G) ( ) (33G,24G,31G) (34G,26G) (42N,22G) (35G,47G) (43B,28G) (20G,39G) (32G) (28G,57G) (28G)

Defensive Tackles (solo-ast-total-pd-fl-fr-tfll): Cooper 84-52-136-6-0-0-6, Weddle 109-26-135-5-0-1-3, Jammer 74-17-91-19-3-2-4, Phillips 55-33-88-4-1-1-15, Hart 49-34-83-8-0-2-2, Dobbins 42-36-78-4-2-0-1, Wilhelm 45-23-68-3-0-0-1, Williams 41-26-67-3-0-0-10, Cromartie 57-7-64-9-0-0-1, Olshansky 26-28-54-0-0-0-3, Castillo 25-28-53-1-0-0-6, Cason 44-8-52-7-1-0-3, Tucker 30-13-43-0-1-0-9, Bingham 17-20-37-0-0-3, Smith 15-20-35-0-0-0-0, Harris 17-15-32-0-2-1-4, Cesaire 14-16-30-2-0-0-2, Gregory 24-5-29-4-0-0-1, Applewhite 12-7-19-0-0-0-1, Siler 8-4-12-0-0-0-3, Oliver 7-2-9-1-0-0-0, Gordon 7-1-8-1-0-0-0, Merriam 1-3-4-0-0-0-1, Waters 0-3-3-0-0-0-0, Scott 0-1-1-0-0-0-0

Special Teams Tackles (solo-ast-total): Osgood 16-1-17, Siler 11-4-15, Cason 9-6-15, Hester 9-5-14, Dobbins 11-2-13, Naanee 1-1-0, Applewhite 9-0-9, Harris 3-1-6, Binn 4-0-4, Gregory 4-0-4, Oliver 4-0-4, Gordon 2-2-4, Floyd 3-0-3, Waters 3-0-3, Jammer 2-0-2, Kaeding 2-0-2, Weddle 2-0-2, Battle 1-0-1, Hardwick 1-0-1, Scifres 1-0-1, Wilhelm 1-0-1, Tucker 0-1-1, Wilson 0-1-1

Passing	Att.	Comp.	Yds.	Comp.%	Yds./Att.	TD	TD%	Int.	Int.%	Long	Sack/Lost	Rating
P.Rivers	478	312	4009	65.3%	8.4	34	7.1%	11	2.3%	67	25/151	105.6
Chargers	478	312	4009	65.3%	8.4	34	7.1%	11	2.3%	67	25/151	105.6
Opponents	605	411	4090	67.9%	6.8	25	4.1%	15	2.5%	71t	28/132	90.3



# 2007 FINAL STATISTICS

(11-5 Overall) First AFC West - Norv Turner  
Home (7-1); Away (4-4); Postseason (2-1)

Date	W/L	Score	Opponent	Att.
09/09	W	14-3	Chicago †	67,837
09/16	L	14-38	at New England	68,756
09/23	L	24-31	at Green Bay	70,733
09/30	L	16-30	Kansas City †	65,175
10/07	W	41-3	at Denver	76,879
10/14	W	28-14	Oakland †	67,523
10/28	W	35-10	Houston †	60,439
11/04	L	17-35	at Minnesota	63,043
11/11	W	23-21	at Jacksonville †	67,726
11/18	L	17-24	Baltimore †	66,736
11/25	W	32-14	at Kansas City	63,337
12/02	W	24-10	at Tennessee	74,874
12/09	W	23-17 OT	Detroit †	69,143
12/16	W	51-14	Denver †	66,505
12/24	W	23-3	at Oakland	65,477
12/30	W	30-17	Tennessee †	61,706
AFC Wild Card Playoffs				
01/06	W	17-6	at Indianapolis	65,640
AFC Divisional Playoffs				
01/13	W	28-24	at New England	56,950
AFC Championship Game				
01/20	L	12-21		68,756

Team Statistics	Chargers	Opponents
TOTAL FIRST DOWNS	278	297
Rushing	104	89
Passing	158	185
Penalty	16	23
3rd Down: Made/Att	84/214	83/211
3rd Down Pct.	.393	.393
4th Down: Made/Att	6/10	9/26
4th Down Pct.	.600	.346
TOTAL NET YARDS	5044	5124
Avg. Per Game	315.3	320.3
Total Plays	980	1013
Avg. Per Play	5.1	5.1
NET YARDS RUSHING	2039	1712
Avg. Per Game	127.4	107.0
Total Rushes	485	416
NET YARDS PASSING	3005	3412
Avg. Per Game	187.8	213.3
Sacked/Yards Lost	24/170	42/272
Gross Yards	3175	3684
Att./Completions	471/281	555/338
Completion Pct.	.597	.609
Had Intercepted	16	30
PUNTS/AVERAGE	82/45.5	69/42.9
NET PUNTING AVG.	82/39.6	69/37.4
PENALTIES/YARDS	94/761	86/665
FUMBLES/BALL LOST	17/8	27/18
TOUCHDOWNS	49	35
Rushing	19	11
Passing	8	4
Returns	8	4
TIME OF POSSESSION	29:50	30:10

Score by Quarters	Q1	Q2	Q3	Q4	OT	PTS.
Chargers	119	116	93	78	6	412
Opponents	47	84	69	84	0	284

Scoring	TD	RU	PA	RT	PAT	FG	S	PTS.
Kaeding	0	0	0	0	46/46	24/27	0	118
Tomlinson	18	15	3	0	0/0	0/0	0	108
Gates	9	0	9	0	0/0	0/0	0	54
Chambers	4	0	4	0	0/0	0/0	0	24
Sproles	4	2	0	2	0/0	0/0	0	24
Cromartie	3	0	0	3	0/0	0/0	0	18
V. Jackson	3	0	3	0	0/0	0/0	0	18
Davis	1	0	1	0	0/0	0/0	0	6
Manumaleuna	1	0	1	0	0/0	0/0	0	6
Neal	1	0	1	0	0/0	0/0	0	6
Phillips	1	0	0	1	0/0	0/0	0	6
Rivers	1	1	0	0	0/0	0/0	0	6
Siler	1	0	0	1	0/0	0/0	0	6
Tucker	1	0	0	1	0/0	0/0	0	6
Turner	1	1	0	0	0/0	0/0	0	6
Chargers	49	19	22	8	46/46	24/27	0	412
Opponents	35	11	20	4	33/33	13/19	0	284

2-Pt. Conversions: Chargers 0-2, Opponents 1-2

Sacks: Meriman 12.5, Phillips 8.5, Olshansky 3.5, Tucker 3.5, Castillo 2.5, Cesaire 2.5, Cooper 2, Bingham 1.5, Harris 1.5, Hart 1, Polk 1, Weddle 1, Wilhelm 1. **Chargers 42**, Opponents 24

Rushing	No.	Yds.	Avg.	Long	TD
Tomlinson	315	1474	4.7	49	15
Turner	71	316	4.5	74t	1
Sproles	27	164	4.4	34	2
Rivers	29	33	1.1	10	1
Neal	13	32	2.5	10	0
Chambers	2	17	8.5	9	0
Davis	3	9	3.0	6	0
Pinnock	4	1	0.3	5	0
Volek	11	-7	-0.6	0	0
Chargers	485	2039	4.2	74t	19
Opponents	416	1712	4.1	64t	11

Receiving	No.	Yds.	Avg.	Long	TD
Gates	75	984	13.1	49t	9
Tomlinson	60	475	7.9	36	3
V. Jackson	41	623	15.2	45	3
Chambers	35	555	15.9	44	4
Davis	20	188	9.4	18	1
Manumaleuna	10	86	8.6	40	1
Sproles	10	31	3.1	14	0
Naanee	8	69	8.6	22	0
Neal	8	23	2.9	9	1
Floyd	7	97	13.9	25	0
Turner	4	16	4.0	12	0
Osgood	2	23	11.5	15	0
Pinnock	1	5	5.0	5	0
Chargers	281	3175	11.3	49t	22
Opponents	338	3684	10.9	57t	20

Interceptions	No.	Yds.	Avg.	Long	TD
Cromartie	10	144	14.4	70t	1
Hart	5	73	14.6	22	0
McCree	3	20	6.7	19	0
Wilhelm	3	11	3.7	7	0
Phillips	2	36	18.0	18t	1
Cooper	2	23	11.5	18	0
Florence	2	4	2.0	4	0
Jammer	1	0	0.0	0	0
Olshansky	1	0	0.0	0	0
Weddle	1	0	0.0	0	0
Chargers	30	311	10.4	70t	2
Opponents	16	283	17.7	66t	2

Punting	No.	Yds.	Avg.	Net	TB	I-20	Lg.	B
Scifres	81	3735	46.1	39.6	9	36	70	1
Chargers	82	3735	45.5	39.6	9	36	70	1
Opponents	69	2961	42.9	37.4	5	16	81	0

Punt Returns	Ret.	FC	Yds.	Avg.	Lg.	TD
Sproles	24	2	229	9.5	45t	1
Davis	6	6	52	8.7	24	0
Osgood	2	0	0	0.0	0	0
Chargers	32	8	281	8.8	45t	1
Opponents	29	19	311	10.7	54	0

Kickoff Returns	Ret.	Yds.	Avg.	Long	TD
Sproles	37	1008	27.2	89t	1
Turner	6	139	23.2	28	0
Cromartie	3	67	22.3	26	0
Manumaleuna	1	6	6.0	6	0
Neal	1	4	4.0	4	0
Chargers	48	1224	25.5	89t	1
Opponents	75	1566	20.9	62	0

Field Goals	1-19	20-29	30-39	40-49	50+
Kaeding	0/0	11/11	5/6	7/8	1/2
Chargers	0/0	11/11	5/6	7/8	1/2
Opponents	0/0	6/8	2/2	4/7	1/2

Kaeding: (338) ( ) (44G) (24G,51G,38G) (26G,45G) (50N) ( ) (36G) (33G) (23G) (27G,46G,41G,41G) (25G,45N) (20G) (22G,22G,45G) (40G,23G,29G) (36G,31G,24G)

Defensive Tackles (solo-ast-total-pd-fk-fr-fl): Cooper 89-90-179-6-2-2-3, Wilhelm 78-66-144-4-0-0-4, Hart 77-32-109-9-0-1-4, Meriman 63-33-96-5-1-2-9, Phillips 62-25-87-5-3-0-2, McCree 51-24-75-6-1-1-0, Olshansky 32-37-69-3-3-0-2, Jammer 56-10-66-10-0-1-1, Florence 54-12-66-10-0-1-3, Bingham 32-26-58-0-0-0-2, Williams 34-19-53-2-1-1-3, Cesaire 25-25-50-3-1-0-0, Weddle 41-47-68-0-0-0-3, Cromartie 33-8-41-18-0-1-0, Castillo 21-18-39-1-0-0-2, McKinney 15-20-35-1-0-0-1, Polk 14-11-25-1-1-0-0, Harris 8-11-19-0-0-1-0, Dobbins 9-7-16-1-0-0-0, Gordon 4-4-8-1-0-0-0, Tucker 5-7-7-0-0-0-0, Siler 2-4-6-0-0-0-1, Gregory 2-0-2-1-0-0-0

Special Teams Tackles (solo-ast-total): Siler 18-3-21, Osgood 12-2-14, Dobbins 11-1-12, Polk 11-1-12, Gregory 8-1-9, Gordon 6-2-8, Harris 6-2-8, Cromartie 6-1-7, Tucker 6-0-6, Weddle 6-0-6, Hart 3-0-3, Pinnock 2-1-3, Turner 2-1-3, McCree 2-0-2, Kaeding 1-0-1, Rayner 1-0-1, Naanee 0-1-1

Passing	Att.	Comp.	Yds.	Comp.%	Yds./Att.	TD	TD%	Int.	Int.%	Long	Sack/Lost	Rating
Rivers	460	277	3152	.602	6.85	21	.046	15	.033	49t	22/163	82.4
Volek	10	3	6	.300	0.60	0	.000	1	.100	4	2/7	0.0
Tomlinson	1	1	17	1.000	17.00	1	1.000	0	.000	17t	0/0	158.3
Chargers	471	281	3175	.597	6.74	22	.047	16	.034	49t	24/170	81.3
Opponents	555	338	3684	.609	6.64	20	.036	30	.054	57t	42/272	70.0

# 2006 FINAL STATISTICS

**(14-2 Overall) First AFC West - Marty Schottenheimer**  
**Home (8-0); Away (6-2); Postseason (0-1)**

Date	W/L	Score	Opponent	Att.
09/11	W	27-0	at Oakland	62,578
09/17	W	40-7	Tennessee †	64,344
10/01	L	13-16	at Baltimore	70,743
10/08	W	23-13	Pittsburgh †	67,837
10/15	W	48-19	at San Francisco	68,137
10/22	L	27-30	at Kansas City	77,752
10/29	W	38-24	St. Louis †	66,598
11/05	W	32-25	Cleveland †	65,558
11/12	W	49-41	at Cincinnati	65,917
11/19	W	35-27	at Denver	76,723
11/26	W	21-14	Oakland †	66,105
12/03	W	24-21	at Buffalo	63,361
12/10	W	48-20	Denver †	67,514
12/17	W	20-9	Kansas City †	66,583
12/24	W	20-17	at Seattle	68,174
12/31	W	27-20	Arizona †	66,492
<b>AFC Divisional Playoffs</b>				
01/14	L	21-24	New England †	68,810

Team Statistics		Chargers	Opponents
TOTAL FIRST DOWNS		321	285
Rushing		137	87
Passing		169	178
Penalty		15	20
3rd Down: Made/Att		92/213	78/213
3rd Down Pct.		.432	.366
4th Down: Made/Att		6/11	6/17
4th Down Pct.		.545	.353
TOTAL NET YARDS		5840	4825
Avg. Per Game		365.0	301.6
Total Plays		1016	985
Avg. Per Play		5.7	4.9
NET YARDS RUSHING		2578	1613
Avg. Per Game		161.1	100.8
Total Rushes		522	386
NET YARDS PASSING		3262	3212
Avg. Per Game		203.9	200.8
Sacked/Yards Lost		28/150	61/351
Gross Yards		3412	3563
Att./Completions		466/287	538/307
Completion Pct.		.616	.571
Had Intercepted		9	16
PUNTS/AVERAGE		69/41.9	88/44.6
NET PUNTING AVG.		69/38.2	88/38.6
PENALTIES/YARDS		90/791	87/751
FUMBLES/BALL LOST		19/6	28/12
TOUCHDOWNS		59	33
Rushing		32	13
Passing		24	19
Returns		3	1
TIME OF POSSESSION		31:39	28:21

Score by Quarters		Q1	Q2	Q3	Q4	OT	PTS.	
Chargers		85	137	94	176	0	492	
Opponents		66	74	81	82	0	303	
Scoring	TD	RU	PA	RT	PAT	FG	S	PTS.
Tomlinson	31	28	3	0	0/0	0/0	0	186
Kaeding	0	0	0	0	58/58	26/29	0	136
Gates	9	0	9	0	0/0	0/0	0	54
Jackson	6	0	6	0	0/0	0/0	0	38
Floyd	3	0	3	0	0/0	0/0	0	18
Manumaleuna	3	0	3	0	0/0	0/0	0	18
Turner	2	2	0	0	0/0	0/0	0	12
Dobbins	1	0	0	1	0/0	0/0	0	6
Harris	1	0	0	1	0/0	0/0	0	6
McCree	1	0	0	1	0/0	0/0	0	6
Neal	1	1	0	0	0/0	0/0	0	6
Whitehurst	1	1	0	0	0/0	0/0	0	6
Chargers	59	32	24	3	58/58	26/29	0	492
Opponents	33	13	19	1	32/33	23/26	2	303

**2-Pt. Conversions:** Jackson, **Chargers** 1-1, Opponents 0-1

**Sacks:** Merriman 17, Phillips 11.5, Castillo 7, Cesaire 4, Godfrey 4, Harris 3, Cooper 2.5, Edwards 2.5, Polk 2, Williams 2, Bingham 1.5, Olshansky 1.5, Robinson 1.5, McCree 1, **Chargers** 61, Opponents 28

Rushing	No.	Yds.	Avg.	Long	TD
Tomlinson	348	1815	5.2	85t	28
Turner	80	502	6.3	73	2
Neal	29	140	4.8	43	1
Rivers	48	49	1.0	15	0
Pinnock	4	25	6.3	15	0
Parker	2	19	9.5	18	0
Jackson	3	16	5.3	8	0
Whitehurst	2	13	6.5	14t	1
McCardell	1	8	8.0	8	0
Manumaleuna	1	1	1.0	1	0
Volek	3	-3	-1.0	-1	0
Scifres	1	-7	-7.0	-7	0
<b>Chargers</b>	<b>522</b>	<b>2578</b>	<b>4.9</b>	<b>85t</b>	<b>32</b>
Opponents	386	1613	4.2	51	13

Receiving	No.	Yds.	Avg.	Long	TD
Gates	71	924	13.0	57t	9
Tomlinson	56	508	9.1	51t	3
Parker	48	659	13.7	38	0
McCardell	36	437	12.1	28	0
Jackson	27	453	16.8	55	6
Neal	17	83	4.9	21	0
Floyd	15	210	14.0	46t	3
Manumaleuna	14	91	6.5	19	3
Turner	3	47	15.7	37	0
<b>Chargers</b>	<b>287</b>	<b>3412</b>	<b>11.9</b>	<b>57t</b>	<b>24</b>
Opponents	307	3563	11.6	74t	19

Interceptions	No.	Yds.	Avg.	Long	TD
Jammer	4	57	14.3	35	0
Hart	3	37	12.3	22	0
Florence	3	24	8.0	23	0
Edwards	3	11	3.7	8	0
Merriman	1	10	10.0	10	0
Castillo	1	1	1.0	1	0
McCree	1	0	0.0	0	0
<b>Chargers</b>	<b>16</b>	<b>140</b>	<b>8.8</b>	<b>35</b>	<b>0</b>
Opponents	9	105	11.7	31t	1

Punting	No.	Yds.	Avg.	Net	TB	I-20	Lg.	B
Scifres	69	2893	41.9	38.2	2	35	71	0
<b>Chargers</b>	<b>69</b>	<b>2893</b>	<b>41.9</b>	<b>38.2</b>	<b>2</b>	<b>35</b>	<b>71</b>	<b>0</b>
Opponents	88	3923	44.6	38.6	7	23	72	0

Punt Returns	Ret.	FC	Yds.	Avg.	Lg.	TD
Parker	37	15	331	8.9	50	0
McCardell	5	7	39	7.8	12	0
Gordon	3	1	12	4.0	6	0
<b>Chargers</b>	<b>45</b>	<b>23</b>	<b>382</b>	<b>8.5</b>	<b>50</b>	<b>0</b>
Opponents	27	19	216	8.0	81	0

Kickoff Returns	Ret.	Yds.	Avg.	Long	TD
Turner	36	954	26.5	58	0
Cromartie	10	297	29.7	91	0
Neal	3	11	3.7	7	0
Gordon	2	55	27.5	32	0
Parker	2	19	9.5	12	0
Manumaleuna	1	14	14.0	14	0
Withrow	1	0	0.0	0	0
<b>Chargers</b>	<b>55</b>	<b>1350</b>	<b>24.5</b>	<b>91</b>	<b>0</b>
Opponents	90	1960	21.8	53	0

Field Goals	1-19	20-29	30-39	40-49	50+
Kaeding	0/0	7/7	11/12	7/9	1/1
<b>Chargers</b>	<b>0/0</b>	<b>7/7</b>	<b>11/12</b>	<b>7/9</b>	<b>1/1</b>
Opponents	0/0	5/5	10/11	6/7	2/3
Kaeding: (47G,29G) (28G,31G,35G,44G) (34G,54G,40N) (28G,33G,22G) (24G,44G) (39G,31G,47N) (31G) (29G) ( ) ( ) (42G,36N) (34G,35G) (30G,22G) (46G,40G) (47G,35G)					

**Defensive Tackles (solo-ast-total-pd-ff-fr-tfl):** Edwards 97-73-170-8-2-1-2, Jammer 77-12-89-17-0-0-0, Williams 44-40-84-2-0-0-2, Cooper 41-41-82-2-1-0-1, McCree 51-29-80-5-0-1-2, Kiel 47-32-79-2-1-4, Godfrey 45-31-76-2-2-0-4, Merriman 46-20-66-8-4-1-4, Florence 51-12-63-16-0-0-1, Phillips 48-15-63-8-4-2-6, Castillo 25-27-52-10-1-0-1, Olshansky 23-27-50-1-0-1-2, Cesaire 27-20-47-1-0-2, Polk 25-7-32-0-0-0-1, Hart 21-6-27-8-1-1-1, Harris 15-10-25-3-1-2-2, Bingham 7-13-20-0-0-0, Robinson 7-9-16-3-0-0-0, Jue 13-2-15-5-0-0-1, Wilhelm 6-8-14-3-0-0-1, Cromartie 9-2-11-5-0-0-0, Dobbins 0-4-0-0-0-0-0, McKinney 1-12-1-0-0-0, Gajjar-Bramila 1-0-1-0-0-0-0, Gordon 1-0-1-0-0-0-0, Gregory 0-0-0-1-0-0-0

**Special Teams Tackles (solo-ast-total):** Hart 20-2-22, Polk 15-4-19, Dobbins 16-2-18, Wilhelm 12-3-15, Gregory 8-4-12, Cromartie 6-2-10, Osgood 7-2-9, Kaeding 5-0-5, Sinn 4-1-5, Cooper 1-3-4, Camarillo 3-0-3, Turner 3-0-3, Jue 2-1-3, Florence 2-0-2, Jammer 2-0-2, Floyd 1-0-1, Harris 1-0-1, Kiel 1-0-1, Jackson 0-1-1

Passing	Att.	Comp.	Yds.	Comp.%	Yds./Att.	TD	TD%	Int.	Int.%	Long	Sack/Lost	Rating
Rivers	460	284	3388	61.7	7.37	22	4.8	9	2.0	57t	27/144	92.0
Tomlinson	3	2	20	66.7	6.67	2	66.7	0	0.0	19t	0/0	125.0
Volek	2	1	4	50.0	2.00	0	0.0	0	0.0	4	1/6	56.3
Scifres	1	0	0	0.0	0.00	0	0.0	0	0.0	0	0/0	39.6
<b>Chargers</b>	<b>466</b>	<b>287</b>	<b>3412</b>	<b>61.6</b>	<b>7.32</b>	<b>24</b>	<b>5.2</b>	<b>9</b>	<b>1.9</b>	<b>57t</b>	<b>28/150</b>	<b>93.0</b>
Opponents	538	307	3563	57.1	6.62	19	3.5	16	3.0	74t	61/351	76.6

# 2005 FINAL STATISTICS

(9-7 Overall) Third AFC West - Marty Schottenheimer  
Home (4-4); Away (5-3)

Date	W/L	Score	Opponent	Att.
09/11	L	24-28	Dallas †	67,679
09/18	L	17-20	at Denver	75,310
09/25	W	45-23	New York Giants †	65,373
10/02	W	41-17	at New England	68,756
10/10	L	22-24	Pittsburgh †	68,537
10/16	W	27-14	at Oakland	52,666
10/23	L	17-20	at Philadelphia	67,747
10/30	W	28-20	Kansas City †	65,750
11/06	W	31-26	at New York Jets	77,662
11/20	W	48-10	Buffalo †	65,602
11/27	W	23-17 OT	at Washington	84,930
12/04	W	34-10	Oakland †	66,436
12/11	L	21-23	Miami †	65,026
12/18	W	26-17	at Indianapolis	57,389
12/24	L	7-20	at Kansas City	75,956
12/31	L	7-23	Denver †	65,513

## Team Statistics

	Chargers	Opponents
TOTAL FIRST DOWNS	337	306
Rushing	116	90
Passing	191	189
Penalty	30	27
3rd Down: Made/Att	88/208	79/212
3rd Down Pct.	.423	.373
4th Down: Made/Att	11/17	10/20
4th Down Pct.	.647	.500
TOTAL NET YARDS	5567	4948
Avg. Per Game	347.9	309.3
Total Plays	1022	999
Avg. Per Play	5.4	5.0
NET YARDS RUSHING	2072	1349
Avg. Per Game	129.5	84.3
Total Rushes	465	386
NET YARDS PASSING	3495	3599
Avg. Per Game	218.4	224.9
Sacked/Yards Lost	31/243	46/289
Gross Yards	3738	3888
Att./Completions	526/338	567/338
Completion Pct.	.643	.596
Had Intercepted	16	10
PUNTS/AVERAGE	71/43.7	78/42.0
NET PUNTING AVG.	71/38.0	78/37.6
PENALTIES/YARDS	110/890	110/831
FUMBLES/BALL LOSS	22/12	23/10
TOUCHDOWNS	51	36
Rushing	22	14
Passing	27	20
Returns	2	2
TIME OF POSSESSION	31:34	28:26

## Score by Quarters

	Q1	Q2	Q3	Q4	OT	PTS.
Chargers	93	139	74	106	6	418
Opponents	36	126	77	73	0	312

## Scoring

	TD	RU	PA	RT	PAT	FG	S	PTS.
Tomlinson	20	18	2	0	0	0/0	0	120
Kaeding	0	0	0	0	49/49	21/24	0	112
Gates	10	0	10	0	0/0	0/0	0	60
McCardell	9	0	9	0	0/0	0/0	0	54
Parker	3	0	3	0	0/0	0/0	0	18
Turner	3	3	0	0	0/0	0/0	0	18
Hart	2	0	0	2	0/0	0/0	0	12
Brees	1	1	0	0	0/0	0/0	0	6
Caldwell	1	0	1	0	0/0	0/0	0	6
Neal	1	0	1	0	0/0	0/0	0	6
Peelle	1	0	1	0	0/0	0/0	0	6
Chargers	51	22	27	2	49/49	21/24	0	418
Opponents	36	14	20	2	34/35	20/29	1	312

2-Pt. Conversions: Chargers 0-1, Opponents 0-1

**Sacks:** Merriman 10.0, Phillips 7.0, Foley 4.5, Scott 4.5, Castillo 3.5, Edwards 3.0, Olshansky 3.0, Leber 2.0, Cooper 1.5, Cessaire 1.0, Davis 1.0, Fletcher 1.0, Godfrey 1.0, Harris 1.0, Kiel 1.0, Wilhelm 1.0, **Chargers 46.0**, Opponents 31.0

**Special Teams Tackles (solo-ast-total):** Milligan 14-7-21, Osgood 14-5-19, Phillips 15-0-15, Wilhelm 12-3-15, Hart 8-3-11, Cooper 9-0-9, Harris 6-2-8, Jue 4-1-5, Turner 4-0-4, Kaeding 3-0-3, Pinnock 3-0-3, Wilson 3-0-3, Merriman 2-1-3, Davis 2-0-2, Jammer 2-0-2, Peelle 2-0-2, Scifres 2-0-2, Binn 1-0-1, Caldwell 1-0-1, Fletcher 1-0-1, Jackson 1-0-1, Neal 1-0-1

	No.	Yds.	Avg.	Long	TD
<b>Rushing</b>					
Tomlinson	339	1462	4.3	62	18
Turner	57	335	5.9	83t	3
Neal	29	98	3.4	9	0
Parker	4	55	13.8	30	0
Sproles	8	50	6.3	21	0
Brees	21	49	2.3	9	1
Caldwell	2	10	5.0	7	0
McCardell	2	6	3.0	3	0
Osgood	1	4	4.0	4	0
Pinnock	1	4	4.0	4	0
Rivers	1	-1	-1.0	-1	0
<b>Chargers</b>	<b>465</b>	<b>2072</b>	<b>4.5</b>	<b>83t</b>	<b>22</b>
<b>Opponents</b>	<b>386</b>	<b>1349</b>	<b>3.5</b>	<b>46</b>	<b>14</b>

	No.	Yds.	Avg.	Long	TD
<b>Receiving</b>					
Gates	89	1101	12.4	38	10
McCardell	70	917	13.1	54	9
Parker	57	725	12.7	49	3
Tomlinson	51	370	7.3	41	2
Caldwell	28	352	12.6	43	1
Neal	24	145	6.0	21	1
Peelle	11	38	3.5	11	1
Jackson	3	59	19.7	21	0
Sproles	3	10	3.3	6	0
Osgood	2	21	10.5	15	0
<b>Chargers</b>	<b>338</b>	<b>3738</b>	<b>11.1</b>	<b>54</b>	<b>27</b>
<b>Opponents</b>	<b>338</b>	<b>3888</b>	<b>11.5</b>	<b>56</b>	<b>20</b>

	No.	Yds.	Avg.	Long	TD
<b>Interceptions</b>					
Jue	3	28	9.3	20	0
Edwards	2	15	7.5	14	0
Hart	1	110	110.0	70t	2
Fletcher	1	19	19.0	19	0
Jammer	1	14	14.0	14	0
Wilhelm	1	10	10.0	10	0
Florence	1	9	9.0	9	0
<b>Chargers</b>	<b>10</b>	<b>205</b>	<b>20.5</b>	<b>70t</b>	<b>2</b>
<b>Opponents</b>	<b>16</b>	<b>230</b>	<b>14.4</b>	<b>51</b>	<b>1</b>

	No.	Yds.	Avg.	Net	TB	I-20	Lg.	B
<b>Punting</b>								
Scifres	71	3104	43.7	38.0	8	25	71	0
<b>Chargers</b>	<b>71</b>	<b>3104</b>	<b>43.7</b>	<b>38.0</b>	<b>8</b>	<b>25</b>	<b>71</b>	<b>0</b>
<b>Opponents</b>	<b>78</b>	<b>3274</b>	<b>42.0</b>	<b>37.6</b>	<b>5</b>	<b>19</b>	<b>65</b>	<b>0</b>

	Ret.	FC	Yds.	Avg.	Lg.	TD
<b>Punt Returns</b>						
Parker	18	9	106	5.9	15	0
Sproles	18	5	108	6.0	23	0
McCardell	3	3	31	10.3	14	0
<b>Chargers</b>	<b>39</b>	<b>17</b>	<b>245</b>	<b>6.3</b>	<b>23</b>	<b>0</b>
<b>Opponents</b>	<b>26</b>	<b>19</b>	<b>244</b>	<b>9.4</b>	<b>52</b>	<b>0</b>

	Ret.	Yds.	Avg.	Long	TD
<b>Kickoff Returns</b>					
Sproles	63	1528	24.3	58	0
Caldwell	3	99	33.0	60	0
Parker	1	16	16.0	16	0
Pinnock	1	24	24.0	24	0
Turner	1	0	0.0	0	0
<b>Chargers</b>	<b>69</b>	<b>1667</b>	<b>24.2</b>	<b>60</b>	<b>0</b>
<b>Opponents</b>	<b>83</b>	<b>1856</b>	<b>22.4</b>	<b>54</b>	<b>0</b>

	1-19	20-29	30-39	40-49	50+
<b>Field Goals</b>					
Kaeding	1/1	3/3	9/9	8/11	0/0
<b>Chargers</b>	<b>1/1</b>	<b>3/3</b>	<b>9/9</b>	<b>8/11</b>	<b>0/0</b>
<b>Opponents</b>	<b>0/0</b>	<b>8/9</b>	<b>6/7</b>	<b>5/5</b>	<b>1/8</b>

**Defensive Tackles (solo-ast-total-pd-ff-fr-tf):** Edwards 114-40-154-11-2-0-2, Godfrey 56-22-78-3-1-1-4, Jammer 60-12-72-19-1-0-0, Kiel 49-10-59-6-1-0-0, Florence 47-7-54-11-0-0-2, Merriman 41-13-54-5-2-0-7, Williams 40-13-53-4-0-1-8, Castillo 37-12-49-3-1-0-6, Jue 30-12-42-8-0-0-0, Foley 28-10-38-3-1-0-2, Hart 26-9-35-6-1-2-0, Cooper 20-10-30-0-0-0-1, Olshansky 18-11-29-0-0-0-3, Fletcher 20-8-28-5-0-0-1, Davis 23-3-26-3-1-0-1, Cessaire 17-8-25-0-0-0-1, Leber 18-4-22-1-0-1-4, Phillips 18-2-20-2-2-1-3, Wilhelm 13-3-16-1-0-0-0, Wilson 12-2-14-0-0-0-0, Scott 11-2-13-2-0-0-0, Davis 2-0-2-1-0-0-0, Robinson 1-1-2-0-0-0-0, Bingham 1-0-1-0-0-0-0, McGarahan 1-0-1-0-0-0-0, Ball 0-1-1-0-0-0-0

	Att.	Comp.	Yds.	Comp.%	Yds./Att.	TD	TD%	Int.	Int.%	Long	Sack/Lost	Rating
<b>Passing</b>												
Brees	500	323	3576	.646	7.15	24	.048	15	.030	54	27/223	89.2
Rivers	22	12	115	.545	5.23	0	.000	1	.045	22	3/16	50.4
Tomlinson	4	3	47	.750	11.75	3	.750	0	.000	26t	0/0	153.1
McCardell	0	0	0	-	-	0	-	0	-	-	1/4	-
<b>Chargers</b>	<b>526</b>	<b>338</b>	<b>3738</b>	<b>.643</b>	<b>7.11</b>	<b>27</b>	<b>.051</b>	<b>16</b>	<b>.030</b>	<b>54</b>	<b>31/243</b>	<b>89.7</b>
<b>Opponents</b>	<b>567</b>	<b>338</b>	<b>3888</b>	<b>.596</b>	<b>6.86</b>	<b>20</b>	<b>.035</b>	<b>10</b>	<b>.018</b>	<b>56</b>	<b>46/289</b>	<b>84.7</b>



# 2003 FINAL STATISTICS

(4-12 Overall) Fourth AFC West - Marty Schottenheimer  
Home (2-6)\*; Away (2-6)

Date	W/L	Score	Opponent	Att.
09/07	L	14-27	at Kansas City	78,048
09/14	L	13-37	Denver †	65,445
09/21	L	10-24	Baltimore †	52,028
09/28	L	31-34 OT	at Oakland	54,078
10/05	L	21-27	at Jacksonville	48,954
10/19	W	26-20	at Cleveland	73,238
10/27	L	10-26	Miami †*	73,014
11/02	L	7-20	at Chicago	61,500
11/09	W	42-28	Minnesota †	64,738
11/16	L	8-37	at Denver	75,217
11/23	L	27-34	Cincinnati †	52,069
11/30	L	24-28	Kansas City †	57,671
12/07	W	14-7	at Detroit	61,544
12/14	L	21-38	Green Bay †	64,978
12/21	L	24-40	at Pittsburgh	52,527
12/28	W	21-14	Oakland †	62,222

\* Oct. 27 Game Played at Arizona's Sun Devil Stadium

Team Statistics		Chargers	Opponents
TOTAL FIRST DOWNS		290	326
Rushing		117	124
Passing		146	178
Penalty		27	24
Third Down: Made/Att.		62/197	97/231
Third Down Pct.		.315	.420
Fourth Down: Made/Att.		10/19	10/18
Fourth Down Pct.		.526	.556
TOTAL NET YARDS		5167	5593
Avg. Per Game		322.9	349.6
Total Plays		971	1072
Avg. Per Play		5.3	5.2
NET YARDS RUSHING		2146	2218
Avg. Per Game		134.1	138.6
Total Rushes		417	518
NET YARDS PASSING		3021	3375
Avg. Per Game		188.8	210.9
Sacked/Yards Lost		29/205	30/200
Gross Yards		3226	3575
Attempts/Completions		525/297	524/322
Completion Pct.		.566	.615
Had Intercepted		19	13
PUNTS/AVERAGE		83/41.6	74/42.7
NET PUNTING AVG.		83/36.0	74/36.4
PENALTIES/YARDS		126/1016	110/1006
FUMBLES/BALL LOST		20/12	22/7
TOUCHDOWNS		38	53
Rushing		16	12
Passing		21	36
Returns		1	5
TIME OF POSSESSION		27:52	32:08

Score by Quarters	Q1	Q2	Q3	Q4	OT	PTS.
Chargers	60	86	50	117	0	313
Opponents	121	140	60	117	3	441

Scoring	TD	RU	PA	RT	PAT	FG	S	PTS.
Tomlinson	17	13	4	0	0/0	0/0	0	102
Christie	0	0	0	0	36/36	15/20	0	81
Boston	7	0	7	0	0/0	0/0	0	44
E. Parker	3	0	3	0	0/0	0/0	0	18
Gates	2	2	0	0	0/0	0/0	0	12
Flutie	2	0	2	0	0/0	0/0	0	12
Osgood	2	0	2	0	0/0	0/0	0	12
Brees	1	0	1	0	0/0	0/0	0	6
Lassiter	1	0	0	1	0/0	0/0	0	6
Neal	1	1	0	0	0/0	0/0	0	6
Norman	1	0	1	0	0/0	0/0	0	6
Peelle	1	0	1	0	0/0	0/0	0	6
Alexander	0	0	0	0	0/0	0/0	0	2
Chargers	38	16	21	1	36/36	15/20	0	313
Opponents	53	12	36	5	52/53	23/26	1	441

2-Pt. Conversions: Alexander, Boston, Chargers 2-2, Opponents 0-0

Sacks: Scott 6.5, Dingle 6.0, R. Johnson 4.0, Leber 3.0, Wiley 3.0, Moreno 2.0, Cooper 1.0, Fisk 1.0, Leverette 1.0, Williams 1.0, Wilson 1.0, Edwards 0.5, Chargers 30.0, Opponents 29.0

Special Teams Tackles (solo-ast-total): Chatman 16-0-16, Polk 14-2-16, Osgood 8-1-9, Kiel 7-2-9, Cooper 8-0-8, Binn 7-1-8, House 7-1-8, Pinnock 5-0-5, Johnson 3-2-5, Florence 4-0-4, Gates 4-0-4, Bennett 2-0-2, Mattos 2-0-2, Peelle 2-0-2, Ross 2-0-2, Wilhelm 2-0-2, Christie 1-0-1, Fox 1-0-1, Norman 1-0-1, Sclres 1-0-1, Wilson 1-0-1

Rushing	No.	Yds.	Avg.	Long	TD
Tomlinson	313	1645	5.3	73t	13
Flutie	33	168	5.1	17	2
Dwight	9	88	9.8	20	0
Brees	21	84	4.0	18	0
Neal	18	40	2.2	7	1
Caldwell	5	39	7.8	14	0
L. Johnson	4	26	6.5	18	0
E. Parker	3	21	7.0	13	0
Boston	3	18	6.0	13	0
Chatman	8	17	2.1	6	0
Chargers	417	2146	5.1	73t	16
Opponents	518	2218	4.3	58	12

Receiving	No.	Yds.	Avg.	Long	TD
Tomlinson	100	725	7.3	73t	4
Boston	70	880	12.6	46t	7
Gates	24	389	16.2	48	2
E. Parker	18	244	13.6	33t	3
Peelle	16	133	8.3	24	1
Neal	16	62	3.9	11	0
Dwight	14	193	13.8	32	0
Osgood	13	278	21.4	57t	2
Caldwell	8	80	10.0	15	0
Gilliam	6	95	15.8	37	0
Norman	6	72	12.0	21t	1
Chatman	5	54	10.8	23	0
Brees	1	21	21.0	21t	1
Chargers	297	3226	10.9	73t	21
Opponents	322	3575	11.1	60t	36

Interceptions	No.	Yds.	Avg.	Long	TD
Jammer	4	6	1.5	6	0
Davis	2	48	24.0	41	0
Edwards	2	27	13.5	15	0
Kiel	2	15	7.5	15	0
Lassiter	1	38	38.0	38t	1
Cooper	1	25	25.0	25	0
Wilson	1	2	2.0	2	0
Chargers	13	157	12.1	41t	1
Opponents	19	196	10.3	32	1

Punting	No.	Yds.	Avg.	Net	TB	I-20	Lg.	B
Bennett	82	3436	41.9	36.2	3	28	56	0
Christie	1	20	20.0	20.0	0	1	20	0
Chargers	83	3456	41.6	36.0	3	29	56	0
Opponents	74	3162	42.7	36.4	4	16	73	0

Punt Returns	Ret.	FC	Yds.	Avg.	Lg.	TD
L. Johnson	24	5	184	7.7	21	0
E. Parker	23	2	207	9.0	49	0
Dwight	2	2	0	0.0	2	0
Chargers	49	9	391	8.0	49	0
Opponents	38	20	409	10.8	80t	2

Kickoff Returns	Ret.	Yds.	Avg.	Long	TD
L. Johnson	50	1151	23.0	60	0
Dwight	22	488	22.2	32	0
Florence	4	47	11.8	24	0
Chatman	2	31	15.5	23	0
Pinnock	2	50	25.0	41	0
Carson TM	1	13	13.0	13	0
Neal	1	1	1.0	1	0
Peelle	1	14	14.0	14	0
Scott	1	9	9.0	9	0
Chargers	84	1804	21.5	60	0
Opponents	67	1437	21.4	85t	1

Field Goals	1-19	20-29	30-39	40-49	50+
Christie	1/1	6/6	3/3	3/7	2/3
Chargers	1/1	6/6	3/3	3/7	2/3
Opponents	0/0	5/6	5/6	12/13	1/1
Christie ( ) (19G,25G) (24G,50N) (32G) ( ) (44G,50G,43N,42G,32G) (51G) (46N) ( ) ( ) (48G,26G) (40B,48B,21G) ( ) (20G,26G) (31G) ( )					

Defensive Tackles (solo-ast-total-pd-fc-fr): Edwards 124-38-162-9-1-0, Moreno 78-17-95-4-1-2, Wilson 63-19-82-8-3-0, Leber 64-11-75-1-1-0, Jammer 57-14-71-13-0-1, Kiel 52-7-59-4-0-0, Lassiter 51-8-59-1-1-0, Davis 45-13-58-10-0-0, Fisk 41-10-51-0-0-1, Wiley 38-13-51-4-2-1, Dingle 31-6-37-1-2-1, Williams 24-33-31-1-0, Leverette 17-6-23-0-0-0, Fox 18-4-22-0-0-0, Scott 14-4-18-1-0-0, Florence 16-0-16-2-0-0, Johnson 12-1-13-0-2-0, Cooper 5-3-8-1-0-0, Polk 5-1-6-0-0-0, Salavea 2-3-5-1-0-0, House 3-0-3-4-0-0, Cody 2-1-3-0-0-0, Cesaire 1-2-3-0-0-0, Carson 2-0-2-1-0-0, Hand 2-0-2-0-0-0

Passing	Att.	Comp.	Yds.	Comp.%	Yds./Att.	TD	TD%	Int.	Int.%	Long	Sack/Lost	Rating
Brees	356	205	2108	.576	5.92	11	.031	15	.042	68t	21/178	67.5
Flutie	167	91	1097	.545	6.57	9	.054	4	.024	73t	8/27	82.8
Bennett	1	0	0	.000	0.00	0	.000	0	.000	0	0/0	39.6
Tomlinson	1	1	21	100.0	21.00	1	100.0	0	.000	21t	0/0	158.3
Chargers	525	297	3226	.566	6.14	21	.040	19	.036	73t	29/205	73.1
Opponents	524	322	3575	.615	6.82	36	.069	13	.025	60t	30/200	94.3

COMMUNITY

FRONT OFFICE

VETERANS

DRAFT PICKS  
& FREE AGENTS

2019 IN  
REVIEW

2003  
STATISTICS

GENERAL  
INFORMATION

# 2002 FINAL STATISTICS

(8-8 Overall) Third AFC West - Marty Schottenheimer  
Home (5-3); Away (3-5)

Date	W/L	Score	Opponent	Att.
09/08	W	34-6	at Cincinnati	53,705
09/15	W	24-3	Houston †	56,098
09/22	W	23-15	at Arizona	28,980
09/29	W	21-14	New England †	66,463
10/06	L	9-26	at Denver	75,065
10/13	W	35-34	Kansas City †	58,995
10/20	W	27-21 OT	at Oakland	60,974
11/03	L	13-44	New York Jets †	59,772
11/10	L	24-28	at St. Louis	66,093
11/17	W	20-17 OT	at San Francisco †	67,161
11/24	L	3-30	at Miami	73,138
12/01	W	30-27 OT	Denver †	66,357
12/08	L	7-27	Oakland †	67,968
12/15	L	13-20	at Buffalo	61,838
12/22	L	22-24	at Kansas City	77,899
12/29	L	28-31 OT	Seattle †	52,159

Team Statistics		Chargers	Opponents
TOTAL FIRST DOWNS		313	326
Rushing		117	91
Passing		166	205
Penalty		30	30
Third Down: Made/Att.		78/210	83/218
Third Down Pct.		.371	.381
Fourth Down: Made/Att.		4/12	7/11
Fourth Down Pct.		.333	.636
TOTAL NET YARDS		5325	6034
Avg. Per Game		332.8	377.1
Total Plays		1028	1056
Avg. Per Play		5.2	5.7
NET YARDS RUSHING		2137	1739
Avg. Per Game		133.6	108.7
Total Rushes		466	410
NET YARDS PASSING		3188	4295
Avg. Per Game		199.3	268.4
Sacked/Yards Lost		24/180	39/23
Gross Yards		3368	4526
Attempts/Completions		538/324	607/375
Completion Pct.		.602	.618
Had Intercepted		16	17
PUNTS/AVERAGE		89/39.8	83/40.1
NET PUNTING AVG.		89/34.3	83/33.2
PENALTIES/YARDS		100/805	103/854
FUMBLES/BALL LOST		16/8	16/10
TOUCHDOWNS		40	43
Rushing		19	15
Passing		17	26
Returns		4	2
TIME OF POSSESSION		29:57	30:03

Score by Quarters	Q1	Q2	Q3	Q4	OT	PTS.
Chargers	61	109	63	88	12	333
Opponents	103	86	65	110	3	367

Scoring	TD	RU	PA	RT	PAT	FG	S	PTS.
Tomlinson	15	14	1	0	0/0	0/0	0	90
Christie	0	0	0	0	35/36	18/26	0	89
Conway	7	2	5	0	0/0	0/0	0	42
Caldwell	3	0	3	0	0/0	0/0	0	20
Dwight	3	1	2	0	0/0	0/0	0	18
McCrory	3	0	3	0	0/0	0/0	0	18
Edwards	2	0	0	2	0/0	0/0	0	12
Alexander	1	0	1	0	0/0	0/0	0	6
Brees	1	1	0	0	0/0	0/0	0	6
Fletcher	1	1	0	0	0/0	0/0	0	6
Johnson	1	0	0	1	0/0	0/0	0	6
McNeil	1	0	0	1	0/0	0/0	0	6
Norman	1	0	1	0	0/0	0/0	0	6
E. Parker	1	0	1	0	0/0	0/0	0	6
Chargers	40	19	17	4	25/26	18/26	1	333
Opponents	43	15	26	2	42/42	21/31	1	367

2-P. Conversions: Caldwell, Chargers 1-3, Opponents 1-1

Sacks: Johnson 6.5, Wiley 6.0, Leber 5.0, Dingle 4.0, Carson 3.5, Fisk 3.0, J. Williams 2.5, Harrison 2.0, Molden 2.0, Scott 2.0, Seau 1.5, Polk 1.0, **Chargers 39.0**, Opponents 24.0

Special Teams Tackles (solo-asst-total): Polk 13-0-13, Goodspeed 11-1-12, Moreno 8-3-11, Ruff 10-0-10, Peelle 7-0-7, Beckett 5-0-5, Chatman 4-0-4, Lyle 3-1-4, Cody 3-0-3, Leber 3-0-3, Sanchez 3-0-3, Jammer 2-1-3, Bennett 2-0-2, Caldwell 2-0-2, Christie 2-0-2, Fletcher 2-0-2, Jenkins 2-0-2, McCrory 2-0-2, Binn 1-1-2, Norman 1-1-2, Fox 1-0-1, Richey 1-0-1

Rushing	No.	Yds.	Avg.	Long	TD
Tomlinson	372	1683	4.5	76	14
Brees	38	130	3.4	15	1
Fletcher	26	128	4.9	15	1
Dwight	12	108	9.0	20	1
Conway	7	53	7.6	22	2
Chatman	6	19	3.2	11	0
Caldwell	2	9	4.5	6	0
Flutie	1	6	6.0	6	0
McCrory	2	1	0.5	2	0
Chargers	466	2137	4.6	76	19
Opponents	410	1739	4.2	61t	15

Receiving	No.	Yds.	Avg.	Long	TD
Tomlinson	79	489	6.2	30	1
Conway	57	852	14.9	52t	5
Dwight	50	623	12.5	42	2
Alexander	45	510	11.3	32	1
Caldwell	22	208	9.5	26	3
McCrory	22	96	4.4	25	3
E. Parker	17	268	15.8	31t	1
Norman	16	201	12.6	29	1
Fletcher	10	62	6.2	13	0
Chatman	3	44	14.7	25	0
Peelle	3	15	5.0	10	0
Chargers	324	3368	10.4	52t	17
Opponents	375	4526	12.1	99t	26

Interceptions	No.	Yds.	Avg.	Long	TD
Edwards	5	95	19.0	46	1
Molden	3	9	3.0	8	0
Lyle	2	26	13.0	26	0
Harrison	2	2	1.0	2	0
Wiley	1	40	40.0	40	0
Fox	1	25	25.0	25	0
Seau	1	25	25.0	25	0
McNeil	1	8	8.0	8	0
Moreno	1	8	8.0	8	0
Chargers	17	246	14.5	46	1
Opponents	16	204	12.8	45	1

Punting	No.	Yds.	Avg.	Net	TB	I-20	Lg.	B
Bennett	87	3540	40.7	34.3	6	31	63	2
Chargers	89	3540	39.8	34.3	6	31	63	2
Opponents	83	3332	40.1	33.2	13	16	61	1

Punt Returns	Ret.	FC	Yds.	Net	Avg.	Lg.	TD
Dwight	19	11	231	12.2	37	0	0
Vanover	16	4	86	5.4	16	0	0
Caldwell	2	0	-2	-1.0	0	0	0
Chargers	37	15	315	8.5	37	0	0
Opponents	36	28	369	10.3	52t	1	1

Kickoff Returns	Ret.	Yds.	Avg.	Long	TD
Jenkins	40	925	23.1	56	0
Vanover	14	323	23.1	39	0
Caldwell	9	220	24.4	39	0
Dwight	8	166	20.8	26	0
Carson	1	14	14.0	14	0
Fletcher	1	22	22.0	22	0
Chargers	73	1670	22.9	56	0
Opponents	53	1059	20.0	65	0

Field Goals	1-19	20-29	30-39	40-49	50+
Christie	0/0	8/8	5/6	4/9	1/3
Chargers	0/0	8/8	5/6	4/9	1/3
Opponents	0/0	9/10	6/6	3/9	3/6
Christie (28G, 27G) (36G) (50N) (50B) (24G) ( ) ( ) ( ) (41G) (44B, 36G, 40G) (38G, 42N) (42N, 20G, 40G, 49N, 38B, 27G) ( ) (39G, 44N, 53G) (30G, 49G, 24G) (26G, 29G)					

Defensive Tackles (solo-asst-total-pd-fk-fr): Edwards 100-29-129-11-0-1, Harrison 69-19-88-8-2-0, Seau 60-24-84-7-1-0, McNeil 72-7-79-12-0-4, Molden 68-11-79-9-2-2, Jammer 56-8-64-10-0-0, Leber 40-9-49-1-3-0, Johnson 31-9-40-1-0-1, Fisk 28-10-38-0-0-0, Wiley 31-5-36-5-1-0, Beckett 32-2-34-2-1-0, Moreno 28-4-32-1-0-0, Carson 22-9-31-3-0-1, Lyle 21-4-27-2-1-0, Dingle 24-1-25-0-0-1, Williams 20-4-24-2-1-0, Fox 17-6-23-3-0-0, Scott 8-0-8-2-1-0, Ruff 4-0-4-0-0-0, Sanchez 4-0-4-0-0-0, Cody 3-1-4-0-0-0, Polk 3-1-4-0-0-0, Wilson 3-0-3-0-0-0, Binn 0-1-1-0-0-0

Passing	Att.	Comp.	Yds.	Comp. %	Yds./Att.	TD	TD%	Int.	Int. %	Long	Sack/Lost	Rating
Brees	526	320	3284	.608	6.24	17	.032	16	.030	52t	24/180	76.9
Flutie	11	3	64	.273	5.82	0	.000	0	.000	47	0/0	51.3
Caldwell	1	1	20	1.000	20.00	0	.000	0	.000	20	0/0	118.8
Chargers	538	324	3368	.602	6.26	17	.032	16	.030	52t	24/180	76.5
Opponents	607	375	4526	.618	7.46	26	.043	17	.028	99t	39/231	87.2



# 2001 FINAL STATISTICS

(5-11 Overall) Fifth AFC West - Mike Riley  
Home (4-4); Away (1-7)

Date	W/L	Score	Opponent	Att.
09/09	W	30-3	Washington †	60,629
09/23	W	33-21	at Dallas	63,430
09/30	W	28-14	Cincinnati †	56,048
10/07	L	16-20	at Cleveland	73,018
10/14	L	26-29 OT	at New England	60,292
10/21	W	27-10	Denver †	67,521
10/28	W	27-24	Buffalo †	63,698
11/04	L	20-25	Kansas City †	58,789
11/11	L	16-26	at Denver	74,951
11/18	L	24-34	at Oakland	61,960
11/25	L	17-20	Arizona †	49,398
12/02	L	10-13 OT	at Seattle	55,466
12/09	L	14-24	at Philadelphia	65,438
12/15	L	6-13	Oakland †	67,349
12/23	L	17-20	at Kansas City	76,131
12/30	L	22-25	Seattle †	51,412

Team Statistics	Chargers	Opponents
TOTAL FIRST DOWNS	290	290
Rushing	92	99
Passing	177	166
Penalty	21	25
Third Down: Made/Att.	79/221	84/224
Third Down Pct.	.357	.375
Fourth Down: Made/Att.	3/4	7/12
Fourth Down Pct.	.750	.583
TOTAL NET YARDS	5200	4904
Avg. Per Game	325.0	306.5
Total Plays	1010	1025
Avg. Per Play	5.1	4.8
NET YARDS RUSHING	1695	1504
Avg. Per Game	105.9	94.0
Net Rushes	435	449
NET YARDS PASSING	3505	3400
Avg. Per Game	219.1	212.5
Sacked/Yards Lost	27/180	41/218
Gross Yards	3685	3618
Attempts/Completions	548/309	535/317
Completion Pct.	.564	.593
Had Intercepted	18	19
PUNTS/AVERAGE	78/42.1	90/42.1
NET PUNTING AVG.	36.9	36.8
PENALTIES/YARDS	97/777	79/632
FUMBLES/BALL LOST	26/11	33/12
TOUCHDOWNS	35	35
Rushing	13	10
Passing	16	24
Returns	6	1
TIME OF POSSESSION	30:15	29:45

Score by Quarters	Q1	Q2	Q3	Q4	OT	PTS.
Chargers	81	51	81	119	0	332
Opponents	60	109	46	100	6	321

Scoring	TD	RU	PA	RT	PAT	21/32	S	PTS.
Richey	0	0	0	0	26/26	21/32	0	89
Tomlinson	10	10	0	0	0/0	0/0	0	60
Conway	7	1	6	0	0/0	0/0	0	42
Christie TM	0	0	0	0	6/6	9/11	0	33
J. Graham	5	0	5	0	0/0	0/0	0	30
F. Jones	4	0	4	0	0/0	0/0	0	24
Dwight	2	1	0	1	0/0	0/0	0	12
Jenkins	2	0	0	2	0/0	0/0	0	12
Flutie	1	1	0	0	0/0	0/0	0	6
Harris	1	0	0	1	0/0	0/0	0	6
Heiden	1	0	1	0	0/0	0/0	0	6
Johnson	1	0	1	0	0/0	0/0	0	6
Perry	1	0	0	1	0/0	0/0	0	6
<b>Chargers</b>	<b>35</b>	<b>13</b>	<b>16</b>	<b>6</b>	<b>32/32</b>	<b>30/43</b>	<b>0</b>	<b>332</b>
Opponents	35	10	24	1	31/33	26/35	0	321

2-Pt. Conversions: Chargers 0-3, Opponents 1-2

**Sacks:** Wiley 13.0, Johnson 9.5, R. Harrison 3.5, Carson 3.0, Dixon 2.0, Parrella 2.0, Dingle 1.0, Fontenot 1.0, L. Harrison 1.0, Moreno 1.0, Rogers 1.0, Ruff 1.0, Seau 1.0, Tanuvasa 1.0, **Chargers 41.0**, Opponents 27.0

**Special Teams Tackles (solo-ast-total):** Humphrey 9-5-14, Harris 10-2-12, Carswell 10-0-10, Jenkins 10-0-10, Moreno 9-1-10, Beckett 6-0-6, Sanchez 5-0-5, McCary 4-1-5, Rogers 4-1-5, Cody 4-0-4, Holecak 4-0-4, Polk 4-0-4, Perry 1-3-4, Binn 3-0-3, Ruff 3-0-3, Richey 2-1-3, L. Harrison 2-0-2, Heiden 2-0-2, Fletcher 1-0-1

Rushing	No.	Yds.	Avg.	Long	TD
Tomlinson	339	1236	3.6	54	10
Flutie	53	192	3.6	16	1
Conway	7	116	16.6	67	1
Fletcher	29	107	3.7	16	0
Dwight	2	24	12.0	16t	1
Brees	2	18	9.0	13	0
McCary	2	3	1.5	2	0
Jenkins	1	-1	-1.0	-1	0
<b>Chargers</b>	<b>435</b>	<b>1695</b>	<b>3.9</b>	<b>67t</b>	<b>13</b>
Opponents	449	1504	3.3	26	10

Receiving	No.	Yds.	Avg.	Long	TD
Conway	71	1125	15.8	72t	6
Tomlinson	59	367	6.2	27	0
J. Graham	52	811	15.6	61t	5
F. Jones	35	388	11.1	34	4
Dwight	25	406	16.2	78	0
Fletcher	23	184	8.0	27	0
Gaylor	14	217	15.5	31	0
McCary	13	71	5.5	12	0
Heiden	8	55	6.9	16	1
R. Jones TM	5	29	5.8	11	0
Batteaux	3	25	8.3	17	0
Harris	1	7	7.0	7	0
<b>Chargers</b>	<b>309</b>	<b>3685</b>	<b>11.9</b>	<b>78</b>	<b>16</b>
Opponents	317	3618	11.4	80t	24

Interceptions	No.	Yds.	Avg.	Long	TD
McNeil	8	55	6.9	33	0
R. Harrison	2	51	25.5	22	0
Perry	2	37	18.5	37t	1
Cody	2	3	1.5	3	0
Beckett	1	8	8.0	8	0
Dixon	1	6	6.0	6	0
Seau	1	2	2.0	2	0
Fontenot	1	0	0.0	0	0
Molden	1	0	0.0	0	0
<b>Chargers</b>	<b>19</b>	<b>162</b>	<b>8.5</b>	<b>37t</b>	<b>1</b>
Opponents	18	135	7.5	41	0

Punting	No.	Yds.	Avg.	Net	TB	I-20	Lg.	B
Bennett	78	3308	42.4	36.9	4	25	62	0
<b>Chargers</b>	<b>78</b>	<b>3308</b>	<b>42.4</b>	<b>36.9</b>	<b>4</b>	<b>25</b>	<b>62</b>	<b>0</b>
Opponents	90	3789	42.1	36.8	3	25	63	0

Punt Returns	Ret.	FC	Yds.	Avg.	Lg.	TD
Dwight	24	12	271	11.3	84t	1
Milburn TM	17	4	139	8.2	19	0
R. Jones TM	3	0	5	1.7	5	0
<b>Chargers</b>	<b>44</b>	<b>16</b>	<b>415</b>	<b>9.4</b>	<b>84t</b>	<b>1</b>
Opponents	32	15	346	10.8	40	0

Kickoff Returns	Ret.	Yds.	Avg.	Long	TD
Jenkins	58	1541	26.6	93t	2
R. Jones TM	4	126	31.5	74	0
Carson	1	10	10.0	10	0
Fletcher	1	11	11.0	11	0
Harris	1	19	19.0	19	0
Whitman	1	9	9.0	9	0
<b>Chargers</b>	<b>66</b>	<b>1716</b>	<b>26.0</b>	<b>93t</b>	<b>2</b>
Opponents	64	1671	26.1	70	0

Field Goals	1-19	20-29	30-39	40-49	50+
Richey	0/0	13/15	4/7	3/7	1/3
Christie TM	0/0	4/4	3/5	2/2	0/0
<b>Chargers</b>	<b>0/0</b>	<b>17/19</b>	<b>7/12</b>	<b>5/9</b>	<b>1/3</b>
Opponents	1/1	11/11	6/6	7/16	1/1
Richey	(21G,48G,32G)	(22G,24G,23G,41N,43G)	(38N)	(22G,21G,38G)	(21G,36N,27G,59N)
Christie TM	(21G,51G)	(37G,25G,36N,41N)	(43N,48G,35G)	(29G)	(26G)
Opponents	(25N,26G,27N)(53N)(1)(46N)(1)	(26G)	(34N,37N)	(29G,31G)	(27G)(32G,25G,40G,41G,36G)

**Defensive Tackles (solo-ast-total-pd-fr-fr):** R. Harrison 91-17-108-13-2-1, Seau 84-12-96-6-2-1, Beckett 72-21-93-5-1-1, McNeil 65-12-77-16-1-0, Ruff 59-15-74-4-0-1, Parrella 61-6-67-1-0-1, Dixon 48-14-62-3-0-0, Cody 53-6-59-5-0-0, Wiley 38-9-47-2-5-0, Johnson 28-10-38-1-2-2, Carson 24-9-33-3-0-2, Perry 20-24-51-1-1, Molden 18-1-19-5-0-0, L. Harrison 15-2-17-1-0-0, Sanchez 14-0-14-1-0-0, Dingle 10-1-11-1-0-0, Holecak 8-1-9-0-0, Mohring 5-3-8-1-0-0, Carswell 4-3-7-0-0, Fontenot 4-3-7-1-0-0, Moreno 5-1-6-0-1-0, Rogers 3-1-4-0-0-0, Williams 2-0-2-0-0-1, Turner 1-1-2-0-0-0, Harris 1-0-1-0-1-1, Tanuvasa 1-0-1-0-0-0, Richey 0-1-1-0-0-0

Passing	Att.	Comp.	Yds.	Comp.%	Yds./Att.	TD	TD%	Int.	Int.%	Long	Sack/Lost	Rating
Flutie	521	294	3464	.564	6.65	15	.029	18	.035	78	25/168	72.0
Brees	27	15	221	.556	8.19	1	.037	0	.000	40	2/12	94.8
<b>Chargers</b>	<b>548</b>	<b>309</b>	<b>3685</b>	<b>.564</b>	<b>6.72</b>	<b>16</b>	<b>.029</b>	<b>18</b>	<b>.033</b>	<b>78</b>	<b>27/180</b>	<b>73.1</b>
Opponents	535	317	3618	.593	6.76	24	.045	19	.036	80t	41/218	79.8

GENERAL INFORMATION

2000 STATISTICS

2019 IN REVIEW

DRAFT PICKS & FREE AGENTS

VETERANS

FRONT OFFICE

COMMUNITY

2000 FINAL STATISTICS

(1-15 Overall) Fifth AFC West - Mike Riley

Home (1-7); Away (0-8)

Date	W/L	Score	Opponent	Att.
09/03	L	6-9	at Oakland	56,373
09/10	L	27-28	New Orleans †	51,300
09/17	L	10-42	at Kansas City	77,604
09/24	L	12-20	Seattle †	47,233
10/01	L	31-57	at St. Louis	66,010
10/08	L	7-21	Denver †	56,079
10/15	L	24-27 OT	at Buffalo	72,351
10/29	L	13-15	Oakland †	66,659
11/05	L	15-17	at Seattle	59,884
11/12	L	7-17	Miami †	56,896
11/19	L	37-38	at Denver	75,218
11/26	W	17-16	Kansas City †	47,228
12/03	L	17-45	San Francisco †	57,255
12/10	L	3-24	at Baltimore	68,805
12/17	L	22-30	at Carolina	72,159
12/24	L	21-34	Pittsburgh †	50,809

Team Statistics

Chargers

Opponents

TOTAL FIRST DOWNS	251	312
Rushing	63	76
Passing	156	195
Penalty	32	41
Third Down: Made/Att.	72/129	91/242
Third Down Pct.	.329	.376
Fourth Down: Made/Att.	3/14	5/9
Fourth Down Pct.	.214	.556
TOTAL NET YARDS	4300	4959
Avg. Per Game	268.8	309.9
Total Plays	982	1061
Avg. Per Play	4.4	4.7
NET YARDS RUSHING	1062	1422
Avg. Per Game	66.4	88.9
Total Rushes	351	470
NET YARDS PASSING	3238	3537
Avg. Per Game	202.1	221.1
Sacked/Yards Lost	53/302	39/249
Gross Yards	3540	3786
Attempts/Completions	578/311	552/326
Completion Pct.	.539	.591
Had Intercepted	30	16
PUNTS/AVERAGE	92/46.2	91/41.5
NET PUNTING AVG.	36.2	36.4
PENALTIES/YARDS	121/1036	106/851
FUMBLES/BALL LOST	38/20	17/6
TOUCHDOWNS	31	50
Rushing	7	10
Passing	19	33
Returns	5	7
TIME OF POSSESSION	28:08	31:52

Score by Quarters

Chargers

Opponents

Q1	Q2	Q3	Q4	OT	PTS.
58	99	60	52	0	269
77	128	110	122	3	440

Scoring

TD	RU	PA	RT	PAT	FG	S	PTS
Carney	0	0	0	27/27	18/25	0	81
Conway	5	0	5	0/0	0/0	0	30
F. Jones	5	0	5	0/0	0/0	0	30
Fletcher	4	3	1	0/0	0/0	0	24
J. Graham	4	0	4	0/0	0/0	0	24
Chancey	2	2	0	0/0	0/0	0	12
Fazande	2	2	0	0/0	0/0	0	12
McCrary	2	0	2	0/0	0/0	0	12
Dixon	1	0	0	1	0/0	0/0	6
Dumas	1	0	0	1	0/0	0/0	6
Gaylor	1	0	1	0/0	0/0	0/0	6
Harrison	1	0	0	1	0/0	0/0	6
Heiden	1	0	1	0/0	0/0	0/0	6
R. Jenkins	1	0	0	1	0/0	0/0	6
Turner	1	0	0	1	0/0	0/0	6
Fontenot	0	0	0	0	0/0	0/0	2
Chargers	31	7	19	5	27/27	18/25	1 269
Opponents	50	10	33	7	46/46	30/34	1 440

2-Pt. Conversions: Chargers 0-4, Opponents 1-4

Sacks: Parrella 7.0, Harrison 6.0, Mickell 6.0, Dixon 5.0, Fontenot 4.0, Seau 3.5, Dingle 2.5, Beckett 1.0, Dumas 1.0, Lewis 1.0, Rusk 1.0, Williams 1.0, Opponents 53.0

Special Teams Tackles (solo-ast-total): Tovar 11-11-12, McCrary 11-0-11, Beckett 10-0-10, Turner 9-0-9, Taylor 8-1-9, Rusk 8-0-8, Heiden 7-0-7, Humphrey 6-1-7, Bynum 5-0-5, Darden 5-0-5, Davis 4-0-4, Reeves 3-1-4, Binn 3-0-3, Fletcher 3-0-3, R. Jenkins 3-0-3, Ruff 3-0-3, Denton 2-1-3, Bennett 1-0-1, Brown 1-0-1, Hatcher 1-0-1, Jackson 1-0-1

Rushing

No.	Yds.	Avg.	Long	TD	
Fletcher	116	384	3.3	21	3
Fazande	119	368	3.1	26	2
Chancey	141	42	3.1	14	2
Leaf	28	54	1.9	14	0
Conway	3	31	10.3	13	0
Bynum	7	26	3.7	9	0
Harbaugh	16	24	1.5	7	0
Moreno	5	20	4.0	13	0
McCrary	7	8	1.1	4	0
R. Jenkins	8	6	0.8	4	0
Chargers	351	1062	3.0	26	7
Opponents	470	1422	3.0	49	10

Receiving

No.	Yds.	Avg.	Long	TD	
F. Jones	71	766	1.8	44	5
J. Graham	55	907	16.5	83t	4
Conway	53	712	13.4	68t	5
Fletcher	48	355	7.4	26	1
R. Jones	22	253	11.5	34	0
McCrary	18	141	7.8	19	2
Fazande	16	104	6.5	17	0
Gaylor	13	182	14.0	62t	1
Heiden	6	32	5.3	10	1
Ricks TM	3	35	11.7	23	0
Bynum	2	13	6.5	7	0
Jacquet	1	25	25.0	25	0
Davis	1	6	6.0	6	0
Chancey	1	6	6.0	6	0
R. Jenkins	1	1	1.0	1	0
Chargers	311	3540	11.4	83t	19
Opponents	326	3786	11.6	68t	33

Interceptions

No.	Yds.	Avg.	Long	TD	
Harrison	6	97	16.2	63t	1
Seau	2	2	1.0	2	0
Turner	1	75	75.0	75t	1
Dumas	1	56	56.0	56t	1
Dixon	1	36	36.0	36t	1
Ruff	1	18	18.0	18	0
D. Jenkins	1	16	16.0	16	0
Beckett	1	7	7.0	7	0
Lewis	1	6	6.0	3	0
Brown	1	0	0.0	0	0
Chargers	16	313	19.6	75t	4
Opponents	30	515	17.2	69t	3

Punting

No.	Yds.	Avg.	Net	TB	I-20	Lg.	B	
Bennett	92	4248	46.2	36.2	10	23	66	0
Chargers	92	4248	46.2	36.2	10	23	66	0
Opponents	91	3780	41.5	36.4	10	32	68	1

Punt Returns

Ret.	FC	Yds.	Avg.	Lg.	TD	
Jacquet TM	30	8	211	7.0	35	0
R. Jones	9	3	53	5.9	17	0
J. Graham	3	6	7	2.3	7	0
Dumas	1	0	1	1.0	1	0
D. Jenkins	1	0	0	0.0	0	0
Chargers	44	17	272	6.2	35	0
Opponents	51	10	722	14.2	64t	1

Kickoff Returns

Ret.	Yds.	Avg.	Long	TD	
Bennett	67	1531	22.9	93t	1
Bynum	13	242	18.6	39	0
D. Graham	1	0	0.0	0	0
Jacox	1	8	8.0	8	0
R. Jones	1	11	11.0	11	0
Chargers	83	1792	21.6	93t	1
Opponents	61	1471	24.1	98t	1

Field Goals

1-19	20-29	30-39	40-49	50+	
Carney	1/1	3/3	5/7	7/10	2/4
Chargers	1/1	3/3	5/7	7/10	2/4
Opponents	1/1	13/13	10/11	4/7	2/2

Carney 1 (42G,49G) (54G,51N) (41G,28G,24G,45G) (37G,49N) (34G) (36G) (40B) (51N,19G,41G,28G) (41G,31G,33G) (52G) (34G) (47G) (37B) ( )

Defensive Tackles (solo-ast-total-pd-frr): Harrison 101-26-127-17-1-0, Seau 103-19-122-11-1-0, Dumas 64-11-75-6-0-0, Ruff 54-14-68-5-0-1, Parrella 54-11-65-6-1-0, Dixon 53-9-62-6-0-1, D. Jenkins 50-5-55-5-0-0, Williams 46-7-53-1-0, Beckett 28-11-39-2-0-0, Brown 28-7-35-10-0-0, Mickell 34-1-35-1-2-0, Lewis 28-2-30-4-1-1, Fontenot 21-4-25-1-1-0, Dingle 15-1-16-2-0-0, Darden 13-2-15-0-0-0, Mohring 9-2-11-0-0-0, Jackson 9-0-9-0-0-0, Turner 8-0-8-1-0-0, Tovar 5-2-7-0-0-0, Smith 5-1-6-1-0-0, Rusk 5-0-5-0-0-0, Denton 3-0-3-1-0-0, Hatcher 3-0-3-0-0-0, Taylor 3-0-3-0-0-0, Carson 2-0-2-0-0-0, Simpson 2-0-2-0-0-1, Harvey 1-0-1-0-0-0, Humphrey 1-0-1-0-0-0

Passing

Att.	Comp.	Yds.	Comp.%	Yds./Att.	TD	TD%	Int.	Int.%	Long	Sack/Lost	Rating	
Leaf	322	161	1883	.500	5.85	11	.034	18	.056	83t	31/155	56.2
Harbaugh	202	123	1416	.609	7.01	8	.040	10	.050	62t	14/96	74.6
Moreno	53	27	241	.509	4.55	0	.000	2	.038	26	8/51	47.8
Chancey	1	0	0	.000	0.00	0	.000	0	.000	0	0/0	39.6
Chargers	578	311	3540	.538	6.12	19	.033	30	.052	83t	53/302	61.8
Opponents	552	326	3786	.591	6.86	33	.060	16	.029	68t	39/249	87.7

— 292 —

# 1999 FINAL STATISTICS

(8-8 Overall) Third AFC West - Mike Riley  
Home (4-4); Away (4-4)

Date	W/L	Score	Opponent	Att.
09/19	W	34-7	at Cincinnati	47,660
09/26	L	19-27	Indianapolis †	56,942
10/03	W	21-14	Kansas City †	58,099
10/10	W	20-10	at Detroit	61,481
10/17	W	13-10	Seattle †	59,432
10/24	L	3-31	Green Bay †	68,274
10/31	L	0-34	at Kansas City	78,473
11/07	L	17-33	Denver †	61,204
11/14	L	9-28	at Oakland	43,353
11/21	L	20-23 OT	Chicago †	56,055
11/28	L	27-35	at Minnesota	64,232
12/05	W	23-10	Cleveland †	53,147
12/12	W	19-16	at Seattle	66,318
12/19	L	9-12	at Miami	73,765
12/26	W	23-20	Oakland †	63,846
01/02	W	12-6	at Denver	69,278

Team Statistics	Chargers	Opponents
TOTAL FIRST DOWNS	262	279
Rushing	69	77
Passing	171	181
Penalty	22	21
Third Down: Made/Att.	89/242	84/229
Third Down Pct.	.368	.367
Fourth Down: Made/Att.	6/14	6/11
Fourth Down Pct.	.429	.545
TOTAL NET YARDS	4589	4905
Avg. Per Game	286.8	306.6
Total Plays	1039	1022
Avg. Per Play	4.4	4.8
NET YARDS RUSHING	1246	1321
Avg. Per Game	77.9	82.6
Total Rushes	410	432
NET YARDS PASSING	3343	3584
Avg. Per Game	208.9	224.0
Sacked/Yards Lost	46/284	41/263
Gross Yards	3627	3847
Attempts/Completions	583/332	549/315
Completion Pct.	.569	.574
Had Intercepted	24	15
PUNTS/AVERAGE	89/43.9	85/40.5
NET PUNTING AVG.	38.7	35.2
PENALTIES/YARDS	104/823	117/909
FUMBLES/BALL LOST	29/11	30/12
TOUCHDOWNS	25	34
Rushing	10	8
Passing	12	24
Returns	3	2
TIME OF POSSESSION	30:00	30:00

Score by Quarters	Q1	Q2	Q3	Q4	OT	PTS.
Chargers	40	112	46	71	0	269
Opponents	91	80	93	49	3	316

Scoring	TD	RU	PA	RT	PAT	FG	S	PTS.
Carney	0	0	0	0	22/23	31/36	0	115
Means	5	4	1	0	0/0	0/0	0	30
Stephens	4	3	1	0	0/0	0/0	0	24
Bynum	3	1	2	0	0/0	0/0	0	18
Fazande	2	2	0	0	0/0	0/0	0	12
J. Graham	2	0	2	0	0/0	0/0	0	12
F. Jones	2	0	2	0	0/0	0/0	0	12
Lewis	2	0	0	2	0/0	0/0	0	12
Davis	1	0	1	0	0/0	0/0	0	6
Dixon	1	0	0	1	0/0	0/0	0	6
C. Jones	1	0	1	0	0/0	0/0	0	6
McCrary	1	0	1	0	0/0	0/0	0	6
Penn	1	0	1	0	0/0	0/0	0	6
Ricks	0	0	0	0	0/0	0/0	0	2
Chargers	25	10	12	3	22/23	31/36	1	269
Opponents	34	8	24	2	34/34	26/38	0	316

2-Pt. Conversions: Ricks, Chargers 1-2, Opponents 0-0

Sacks: Johnson 10.5, Parrella 5.5, Fontenot 5.0, Dixon 4.0, Hand 4.0, Seau 3.5, Dumas 2.0, Mohring 2.0, Bush 1.0, Harrison 1.0, Simien 1.0, Williams 1.0, Harden 0.5, Chargers 41.0, Opponents 46.0

Special Teams Tackles (solo-ast-total): McCrary 15-0-15, Rusk 13-0-13, Ruff 11-1-12, Hamilton 8-2-10, Turner 9-0-9, Davis 6-3-9, Bynum 7-0-7, Reeves 5-1-6, Dixon 4-0-4, Stephens 4-0-4, Shaw 3-1-4, Perry 3-0-3, Binn 2-0-2, Carney 2-0-2, Fletcher 2-0-2, Heiden 2-0-2, Reed 2-0-2, Jackson 1-1-2, Bennett 1-0-1, Brown 1-0-1, Harrison 1-0-1, Penn 1-0-1, Simien 1-0-1, Spencer 1-0-1

Passing	Att.	Comp.	Yds.	Comp. %	Yds./Att.
Harbaugh	434	249	2761	.574	6.36
Kramer	141	78	788	.553	5.59
Moreno	7	5	78	.714	11.14
Ricks	1	0	0	.000	0.00
Reed	0	0	0	.000	0.00
Chargers	583	332	3627	.569	6.22
Opponents	549	315	3847	.574	7.01

Rushing	No.	Yds.	Avg.	Long	TD
Fazande	91	365	4.0	54	2
Bynum	92	287	3.1	25	1
Means	112	277	2.5	15	4
Fletcher	48	126	2.6	16	0
Harbaugh	34	126	3.7	16	0
Stephens	24	61	2.5	9	3
Ricks	2	11	5.5	7	0
Kramer	5	1	0.2	3	0
Bennett	1	0	0.0	0	0
C. Jones	1	-8	-8.0	-8	0
Chargers	410	1246	3.0	54	10
Opponents	432	1321	3.1	26	8

Receiving	No.	Yds.	Avg.	Long	TD
J. Graham	57	968	17.0	54	2
F. Jones	56	670	12.0	36	2
Fletcher	45	360	8.0	25	0
Ricks	40	429	10.7	50	0
McCrary	37	201	5.4	38	1
Stephens	18	133	7.4	22	1
Penn	17	257	15.1	43	1
Bynum	16	209	13.1	80t	2
Davis	12	137	11.4	46	1
C. Jones	10	90	9.0	44t	1
Means	9	51	5.7	12t	1
Still TM	8	96	12.0	28	0
Pupunu	4	17	4.3	11	0
Seau	2	8	4.0	6	0
Reed	1	1	1.0	1	0
Chargers	332	3627	10.9	80t	12
Opponents	315	3847	12.2	81t	24

Interceptions	No.	Yds.	Avg.	Long	TD
Lewis	4	9	2.3	5	0
Spencer	4	1	0.3	1	0
Dumas	2	92	46.0	68	0
Dimy	2	1	0.5	1	0
Seau	1	16	16.0	16	0
Simien	1	4	4.0	4	0
Harrison	1	0	0.0	0	0
Chargers	15	123	8.2	68	0
Opponents	24	196	8.2	38	1

Punting	No.	Yds.	Avg.	Net	TB	I-20	Lg.	B
Bennett	89	3910	43.9	38.7	6	32	60	0
Chargers	89	3910	43.9	38.7	6	32	60	0
Opponents	85	3439	40.5	35.2	8	22	64	2

Punt Returns	Ret.	FC	Yds.	Avg.	Lg.	TD
Penn	21	19	148	7.0	18	0
C. Jones	9	6	93	10.3	33	0
Reed	3	0	49	16.3	21	0
Turner	1	0	0	0.0	0	0
Chargers	34	25	290	8.5	33	0
Opponents	41	21	343	8.4	28	0

Kickoff Returns	Ret.	Yds.	Avg.	Long	TD
Bynum	37	781	21.1	37	0
Stephens	18	335	18.6	28	0
Fletcher	7	112	16.0	22	0
Reed	5	72	14.4	21	0
McCrary	1	4	4.0	4	0
Still	1	0	0.0	0	0
Chargers	69	1312	19.0	37	0
Opponents	67	1550	23.1	49	0

Field Goals	1-19	20-29	30-39	40-49	50+
Carney	2/2	13/13	6/8	9/12	1/1
Chargers	2/2	13/13	6/8	9/12	1/1
Opponents	0/0	0/0	9/13	7/12	3/6
Carney (27G, 23G, 21G, 42G) (50G) (1) (33G, 24G, 47G) (42N, 28G, 41G) (28G) (1) (44G) (39G) (28G, 38G, 28G) (40G, 40G) (44G, 19G, 30G) (33G, 42G, 28G, 41G) (23G, 22G, 31G, 36N) (48G, 19G, 37G) (25G, 28G, 46N)					

Defensive Tackles (solo-ast-total-pd-ff-r): Seau 75-24-99-9-1-1, Dumas 60-21-81-7-0-0, Hand 41-14-55-3-0-0, Parrella 44-9-53-0-3-0, Jackson 42-9-51-5-0-1, Spencer 40-8-48-16-0-0, Bush 40-4-44-2-0-1, Lewis 36-5-41-12-0-2, Johnson 33-8-41-0-5-1, Harrison 30-11-41-8-1-0, Hill 26-13-39-0-1-0, Fontenot 26-8-34-0-0-1, Dimmy 32-1-33-7-0-0, Dixon 25-8-33-3-1-1, Brown 29-2-31-2-1-0, Perry 21-5-26-0-0-1, Williams 22-4-26-2-0-0, Shaw 21-3-24-3-0-0, Mohring 13-1-14-0-0-0, Simien 7-1-8-1-0-1, Turner 6-2-8-0-0-0, Hamilton 5-3-8-1-0-0, Ruff 5-2-7-1-0-0, Mims 5-1-6-0-0-0, Rusk 4-1-5-1-0-0, Harden 0-1-1-0-0-0

TD	TD%	Int.	Int. %	Long	Sack/Lost	Rating
10	.023	14	.032	80t	37/208	70.6
2	.014	10	.071	41	7/62	46.6
0	.000	0	.000	45	1/3	108.0
0	.000	0	.000	0	0/0	39.6
0	.000	0	.000	0	1/11	0.0
12	.021	24	.041	80t	46/284	65.2
24	.044	15	.027	81t	41/263	82.3





COMMUNITY

FRONT OFFICE

VETERANS

2019 IN REVIEW

1996 STATISTICS

GENERAL INFORMATION

1996 FINAL STATISTICS

(8-8 Overall) Third AFC West - Bobby Ross  
Home (5-3); Away (3-5)

Date	W/L	Score	Opponent	Att.
09/01	W	29-7	Seattle †	58,780
09/08	W	27-14	Cincinnati †	55,880
09/15	L	10-42	at Green Bay	60,584
09/22	W	40-34	at Oakland	49,097
09/29	W	22-19	Kansas City †	59,384
10/06	L	17-28	at Denver	75,058
10/21	L	14-23	Oakland †	62,350
10/27	L	13-32	at Seattle	38,143
11/03	W	26-19	at Indianapolis	58,484
11/11	W	27-21	Detroit †	60,425
11/17	L	17-25	Tampa Bay †	57,526
11/24	W	28-14	at Kansas City	69,472
12/01	L	7-45	New England †	59,209
12/08	L	3-16	at Pittsburgh	56,368
12/14	L	14-27	at Chicago	49,763
12/22	W	16-10	Denver †	46,801

Team Statistics

TOTAL FIRST DOWNS

Rushing

Passing

Penalty

Third Down: Made/Att.

Third Down Pct.

Fourth Down: Made/Att.

Fourth Down Pct.

TOTAL NET YARDS

Avg. Per Game

Total Plays

Avg. Per Play

NET YARDS RUSHING

Avg. Per Game

Total Rushes

NET YARDS PASSING

Avg. Per Game

Sacked/Yards Lost

Gross Yards

Attempts/Completions

Completion Pct.

Had Intercepted

PUNTS/AVERAGE

NET PUNTING AVG.

PENALTIES/YARDS

FUMBLES/BALL LOST

TOUCHDOWNS

Rushing

Passing

Returns

TIME OF POSSESSION

Score by Quarters

Chargers

Opponents

Scoring

Carney

Martin

Russell

Jones

A. Coleman

Fletcher

Clark

Da. Gordon

Pupunu

Chargers

Opponents

2-Pt. Conversions: Chargers 0-1, Opponents 0-3

Sacks: Seau 7.0, Mims 6.0, M. Coleman 4.0, R. Davis 3.0, Johnson 3.0, Da. Gordon 2.0, Parrella 2.0, Bush 1.0, Edwards 1.0, Gouveia 1.0, Harrison 1.0, Lee 1.0, **Chargers 33.0**, Opponents 33.0

Special Teams Tackles (solo-ast-total):

Montreuil 14-2-16, Castle 9-2-11, Fletcher 8-2-10, Hendrix 8-1-9, Clark 7-2-9, Da. Gordon 8-0-8, Sapp 7-1-8, Bush 7-0-7, Young 6-1-7, Dw. Gordon 4-2-6, Ale 4-0-4, Ross 4-0-4, Shaw 4-0-4, Carney 2-0-2, Cummings 2-0-2, Roche 1-1-2, Bennett 1-0-1, Bradley 1-0-1, Coleman 1-0-1, Edwards 1-0-1, May 1-0-1, Harrison 0-1-1

Rushing

Russell

Fletcher

Hayden

Bradley

Humphries

Salisbury

A. Coleman

Chargers

Opponents

Receiving

Martin

Fletcher

Jones

A. Coleman

Pupunu

May

Russell

Roche

Mitchell

Still

Ellison

Bradley

Hayden

Reeves

Chargers

Opponents

Interceptions

Harrison

Shaw

Gouveia

Clark

Da. Gordon

Seau

Ross

Harper

Lee

G. Young

Chargers

Opponents

Punting

Bennett

Chargers

Opponents

Punt Returns

Da. Gordon

Jones

Still

Chargers

Opponents

Kickoff Returns

A. Coleman

Still

Edwards

Harrison

Pupunu

Russell

Chargers

Opponents

Field Goals

Carney

Chargers

Opponents

Defensive Tackles (solo-ast-total-pd-ff-fr):

Seau 110-28-138-7-1-3, Harrison 105-20-125-14-1-1, Shaw 72-13-85-15-0-0, Gouveia 65-14-79-7-1-0, Ross 68-10-78-7-2-1, Bush 48-16-64-1-0-2, Da. Gordon 41-6-47-7-0-0, Clark 38-5-43-6-0-2, Coleman 34-8-42-0-1-0, Parrella 30-7-37-1-0-0, Davis 24-6-30-2-0-1, Mims 19-9-28-0-2-2, Harper 17-2-19-3-0-0, Johnson 16-2-18-2-0-0, Lee 12-5-17-1-0-0, Young 7-5-12-2-0-0, Castle 7-4-7-1-2-0-0, Montreuil 6-0-6-0-0-0, Sapp 6-0-6-0-0-0, Dw. Gordon 5-1-6-0-0-0, Edwards 5-0-5-0-1-0, Hendrix 4-1-5-0-0-0

Passing

Humphries

Salisbury

Chargers

Opponents

— 296 —



# 1995 FINAL STATISTICS

(9-7 Overall) Second AFC West - Bobby Ross  
Home (5-3); Away (4-4); Postseason (0-1)

Date	W/L	Score	Opponent	Att.
09/03	L	7-17	at Oakland	50,323
09/10	W	14-10	Seattle †	54,420
09/17	W	27-21	at Philadelphia	63,081
09/24	W	17-6	Denver †	58,987
10/01	L	16-31	at Pittsburgh	57,012
10/09	L	23-29 OT	at Kansas City	79,288
10/15	L	9-23	Dallas †	62,664
10/22	W	35-25	at Seattle	45,821
11/05	L	14-24	Miami †	61,996
11/12	L	7-22	Kansas City †	59,285
11/19	L	27-30	at Denver	74,681
11/27	W	12-6	Oakland †	60,607
12/03	W	31-13	Cleveland †	56,358
12/09	W	28-25	Arizona †	55,258
12/17	W	27-24	at Indianapolis	55,318
12/23	W	27-17	at New York Giants	50,243
AFC Wild Card Playoffs				
12/31	L	20-35	Indianapolis	61,182

Team Statistics	Chargers	Opponents
TOTAL FIRST DOWNS	314	313
Rushing	108	112
Passing	185	178
Penalty	21	23
Third Down: Made/Att.	95/222	90/214
Third Down Pct.	.428	.421
Fourth Down: Made/Att.	12/21	6/11
Fourth Down Pct.	.571	.545
TOTAL NET YARDS	5213	5074
Avg. Per Game	325.8	317.1
Total Plays	1051	1020
Avg. Per Play	5.0	5.0
NET YARDS RUSHING	1747	1691
Avg. Per Game	109.2	105.7
Total Rushes	479	441
NET YARDS PASSING	3466	3383
Avg. Per Game	216.6	211.4
Sacked/Yards Lost	32/240	36/222
Gross Yards	3706	3605
Attempts/Completions	540/318	543/321
Completion Pct.	.589	.591
Had Intercepted	18	17
PUNTS/AVERAGE	72/44.7	73/43.4
NET PUNTING AVG.	36.6	36.0
PENALTIES/YARDS	107/953	117/951
FUMBLES/BALL LOST	30/12	24/10
TOUCHDOWNS	37	35
Rushing	14	15
Passing	17	16
Returns	6	4
TIME OF POSSESSION	29:34	30:26

Score by Quarters	Q1	Q2	Q3	Q4	OT	PTS.
Chargers	49	102	69	101	0	321
Opponents	86	107	58	66	6	323

Scoring	TD	RU	PA	RT	PAT	FG	S	PTS.
Carney	0	0	0	0	32/33	21/26	0	95
Harmon	6	1	5	0	0/0	0/0	0	36
Martin	6	0	6	0	0/0	0/0	0	36
Means	5	5	0	0	0/0	0/0	0	30
Seay	3	0	3	0	0/0	0/0	0	20
Coleman	3	0	0	3	0/0	0/0	0	18
Culver	3	3	0	0	0/0	0/0	0	18
Hayden	3	3	0	0	0/0	0/0	0	18
Gayle	2	0	0	2	0/0	0/0	0	12
Jefferson	2	0	2	0	0/0	0/0	0	12
Fletcher	1	1	0	0	0/0	0/0	0	6
Humphries	1	1	0	0	0/0	0/0	0	6
Mitchell	1	0	1	0	0/0	0/0	0	6
Seau	1	0	0	1	0/0	0/0	0	6
R. Davis	0	0	0	0	0/0	0/0	1	2
Chargers	37	14	17	6	32/33	21/26	1	321
Opponents	35	15	16	4	28/29	27/32	0	323

2-Pt. Conversions: Chargers 1-4, Opponents 2-5

Sacks: O'Neal 12.5, Lee 8.0, R. Davis 3.5, R. Johnson 3.0, Mims 2.0, Parrella 2.0, Seau 2.0, Brandon 1.0, Duv. Gordon 1.0, G. Young 1.0, **Chargers 36.0**, Opponents 32.0

Rushing	No.	Yds.	Avg.	Long	TD
Means	186	730	3.9	36	5
Hayden	128	470	3.7	20	3
Harmon	51	187	3.7	48†	1
Culver	47	155	3.3	17	3
Fletcher	26	140	5.4	46	1
Humphries	33	53	1.6	18	1
Gilbert	6	11	1.8	8	0
Jefferson	2	1	0.5	11	0
Chargers	479	1747	3.6	48†	14
Opponents	441	1691	3.8	60	15

Receiving	No.	Yds.	Avg.	Long	TD
Martin	90	1224	13.6	51†	6
Harmon	62	662	10.7	44	5
Jefferson	48	621	12.9	45	2
Seay	45	537	11.9	38†	3
Pupunu	35	315	9.0	26	0
D. Young	7	90	10.0	22	0
Means	7	46	6.6	14	0
Hayden	5	53	10.6	16	0
Culver	5	21	4.2	12	0
Coleman	3	67	22.3	41	0
Mitchell	3	31	10.3	24	1
Fletcher	3	26	8.7	15	0
Ellison	1	6	6.0	6	0
Humphries	1	-4	-4.0	-4	0
Chargers	318	3706	11.7	51†	17
Opponents	321	3605	11.2	50	16

Interceptions	No.	Yds.	Avg.	Long	TD
Harrison	5	22	4.4	17	0
Harper	4	12	3.0	15	0
Gayle	2	99	49.5	99†	1
Clark	2	14	7.0	13	0
Seau	2	5	2.5	3	0
Shaw	1	31	31.0	31	0
Bush	1	0	0.0	0	0
Orlando	0	37	37.0	37	0
Chargers	17	220	12.9	99†	1
Opponents	18	164	9.1	63†	3

Punting	No.	Yds.	Avg.	Net	TB	I-20	Lg.	B
Bennett	72	3221	44.7	36.6	8	28	66	0
Chargers	72	3221	44.7	36.6	8	28	66	0
Opponents	73	3168	43.4	36.0	10	24	63	0

Punt Returns	Ret.	FC	Yds.	Avg.	Lg.	TD
Coleman	28	14	326	11.6	88†	1
Fletcher	3	1	12	4.0	11	0
Chargers	31	15	338	10.9	88†	1
Opponents	35	13	429	12.3	86†	1

Kickoff Returns	Ret.	Yds.	Avg.	Long	TD
Coleman	62	1411	22.6	92†	2
Fletcher	4	65	16.3	30	0
Harmon	4	25	6.3	9	0
Engel	0	1	1.0	1	0
Chargers	70	1502	21.5	92†	2
Opponents	63	1496	23.7	86	0

Field Goals	1-19	20-29	30-39	40-49	50+
Carney	0/0	8/8	10/11	3/5	0/2
Chargers	0/0	8/8	10/11	3/5	0/2
Opponents	0/0	8/8	10/12	7/10	2/2

Carney (42N) ( ) (35G,21G) (45G) (28G) (28G,36G,29G) ( ) (25G) (33G,39G) (45N) (29G,32G) (39G,46G,51N,28G,38G) (31G) ( ) (51N,39N,33G,43G) (30G,45G)

**Defensive Tackles (solo-ast-total-pd-ff-r):** Seau 111-18-129-8-3-1, Orlando 72-15-87-6-1-0, Gayle 73-12-85-4-0-1, Harper 61-15-76-1-4-0-1, Gibson 55-14-69-0-0-0, Bush 46-10-56-1-2-1, Shaw 51-56-9-0-0, Davis 38-10-48-0-0-0, O'Neal 36-10-46-5-4-0, Lee 31-11-42-2-0-1, Mims 28-34-2-2-1-1, Clark 27-4-31-9-1-0, Young 23-3-26-0-0-0, Harrison 21-3-24-5-0-0, Gordon 18-2-22-0-0-0, Johnson 14-1-15-1-1-0, Parrella 9-3-12-1-0-0, Brandon 5-1-6-1-0-0, Barrie 2-0-2-0-0-0, Castle 2-0-2-1-0-0, Montreuil 0-0-0-1-0-0

**Special Teams Tackles (solo-ast-total):** Orlando 15-1-16, Fletcher 11-0-11, Young 11-0-11, Montreuil 10-1-11, Harrison 8-1-9, Gordon 7-0-7, Castle 6-0-6, Hendrix 6-0-6, Culver 5-0-5, Gibson 4-0-4, Shaw 4-0-4, Clark 2-2-4, Brandon 3-0-3, Binn 1-1-2, Bennett 1-0-1, Bush 1-0-1, Carney 1-0-1, May 1-0-1

Passing	Att.	Comp.	Yds.	Comp.%	Yds./Att.	TD	TD%	Int.	Int.%	Long	Sack/Lost	Rating
Humphries	478	282	3381	.590	7.07	17	.036	14	.029	51†	23/197	80.4
Gilbert	61	36	325	.590	5.33	0	.000	4	.066	41	9/43	46.1
Martin	1	0	0	.000	0.00	0	.000	0	.000	0	0/0	39.6
Chargers	540	318	3706	.589	6.86	17	.031	18	.033	51†	32/240	76.4
Opponents	543	321	3605	.591	6.64	16	.029	17	.031	50	36/222	75.8

# 1994 FINAL STATISTICS

(11-5 Overall) First AFC West - Bobby Ross  
Home (5-3); Away (6-2); Postseason (2-1)

Date	W/L	Score	Opponent	Att.
09/04	W	37-34	at Denver	74,032
09/11	W	27-10	Cincinnati	53,217
09/18	W	24-10	at Seattle	65,536
09/25	W	26-24	at L.A. Raiders	55,385
10/09	W	20-6	Kansas City †	62,923
10/16	W	36-22	at New Orleans	50,565
10/23	L	15-20	Denver †	61,626
10/30	W	35-15	Seattle †	59,001
11/06	L	9-10	at Atlanta	59,217
11/13	W	14-13	at Kansas City	76,997
11/20	L	17-23	at New England	59,690
11/27	W	31-17	L.A. Rams †	59,579
12/05	L	17-24	L.A. Raiders †	63,012
12/11	L	15-38	San Francisco †	62,105
12/18	W	21-6	at New York Jets	48,213
12/24	W	37-34	Pittsburgh †	58,379

## AFC Divisional Playoffs

## AFC Championship Game

01/08	W	22-21	Miami	63,381
01/15	W	17-13	at Pittsburgh	61,545
Super Bowl XXIX (Miami, Fla.)				
01/29	L	26-49	San Francisco	74,107

## Team Statistics

Team Statistics	Chargers	Opponents
TOTAL FIRST DOWNS	311	308
Rushing	102	89
Passing	181	191
Penalty	28	28
Third Down: Made/Att.	88/223	77/210
Third Down Pct.	.395	.367
Fourth Down: Made/Att.	10/17	13/25
Fourth Down Pct.	.588	.520
TOTAL NET YARDS	5220	5062
Avg. Per Game	326.3	316.4
Total Plays	1033	1005
Avg. Per Play	5.1	5.0
NET YARDS RUSHING	1852	1404
Avg. Per Game	115.8	87.8
Total Rushes	482	385
NET YARDS PASSING	3368	3658
Avg. Per Game	210.5	228.6
Sacked/Yards Lost	29/251	43/253
Gross Yards	3619	3911
Attempts/Completions	522/305	577/363
Completion Pct.	.584	.629
Had Intercepted	14	17
PUNTS/AVERAGE	72/41.0	76/43.3
NET PUNTING AVG.	35.0	36.0
PENALTIES/YARDS	96/875	109/989
FUMBLES/BALL LOST	19/9	29/15
TOUCHDOWNS	34	40
Rushing	13	11
Passing	20	20
Returns	7	3
TIME OF POSSESSION	30:19	29:41

## Score by Quarters

Chargers	Q1	Q2	Q3	Q4	OT	PTS.
Chargers	52	134	95	100	0	381
Opponents	51	104	46	105	0	306

## Scoring

	TD	RU	PA	RT	PAT	FG	S	PTS.
Carney	0	0	0	0	33/33	34/38	0	135
Means	12	12	0	0	0/0	0/0	0	72
Martin	7	0	7	0	0/0	0/0	0	42
Seay	6	0	6	0	0/0	0/0	0	36
Harmon	2	1	1	0	0/0	0/0	0	18
Jefferson	3	0	3	0	0/0	0/0	0	18
Coleman	2	0	2	0	0/0	0/0	0	12
Gordon	2	0	2	0	0/0	0/0	0	12
Pupunu	2	0	2	0	0/0	0/0	0	12
Richard	2	0	2	0	0/0	0/0	0	12
Vanhorse	1	0	0	1	0/0	0/0	0	6
D. Young	1	0	1	0	0/0	0/0	0	6
Chargers	40	13	20	7	33/33	34/38	0	381
Opponents	34	11	20	3	30/30	22/27	0	306

2-Pt. Conversions: Chargers 3-7, Opponents 3-4

Sacks: O'Neal 12.5, Mims 11.0, Lee 6.5, Seau 5.5, White 2.0, Johnson 1.5, Parrella 1.0, L. Young 1.0, R. Davis 0.5, L. Miller 0.5, **Chargers 43.0**, Opponents 29.0

Passing	Att.	Comp.	Yds.	Comp.%	Yds./Att.	TD	TD%	Int.	Int.%	Long	Sack/Lost	Rating
Humphries	453	264	3209	.583	7.08	17	.038	12	.026	99t	25/223	81.6
Gilbert	67	41	410	.612	6.12	3	.045	1	.015	26	4/28	87.3
Martin	1	0	0	.000	0.00	0	.000	1	100.0	0	0/0	0.0
Means	1	0	0	.000	0.00	0	.000	0	.000	0	0/0	39.6
Chargers	522	305	3619	.584	6.93	20	.038	14	.027	99t	29/251	81.3
Opponents	577	363	3911	.629	6.78	20	.035	17	.029	28t	43/253	82.0

Rushing	No.	Yds.	Avg.	Long	TD
Means	343	1350	3.9	25	12
Bieniemy	73	295	4.0	36	0
Harmon	25	94	3.8	15t	1
Culver	8	63	7.9	22	0
Jefferson	3	40	13.3	22	0
Humphries	19	19	1.0	8	0
Hendrickson	1	3	3.0	3	0
Gilbert	8	-3	-4	5	0
Martin	2	-9	-4.5	4	0
Chargers	482	1852	3.8	36	13
Opponents	385	1404	3.6	24	11

Receiving	No.	Yds.	Avg.	Long	TD
Seay	58	645	11.1	49t	6
Harmon	58	615	10.6	35	1
Martin	50	885	17.7	99t	7
Jefferson	43	627	14.6	52t	3
Means	39	235	6.0	22	0
Pupunu	21	214	10.2	25	2
D. Young	17	217	12.8	31	1
Mitchell	11	105	9.5	36	0
Bieniemy	5	48	9.6	25	0
May	2	22	11.0	18	0
Barnes	1	6	6.0	6	0
Chargers	305	3619	11.9	99t	20
Opponents	363	3911	10.8	84t	20

Interceptions	No.	Yds.	Avg.	Long	TD
Richard	4	224	56.0	99t	2
Gordon	4	32	8.0	23	0
Carrington	3	51	17.0	32	0
Harper	3	28	9.3	15	0
Vanhorse	2	56	28.0	50t	1
Griggs	1	11	11.0	11	0
Chargers	17	402	23.6	99t	3
Opponents	14	233	16.6	90t	2

Punting	No.	Yds.	Avg.	Net	TB	I-20	Lg.	B
Wagner	65	2705	41.6	35.3	3	20	59	0
Kidd TM	7	246	35.1	32.3	1	1	53	0
Chargers	72	2951	41.0	35.0	4	21	59	0
Opponents	76	3290	43.3	36.0	4	19	62	0

Punt Returns	Ret.	FC	Yds.	Avg.	Lg.	TD
Gordon	36	19	475	13.2	90t	2
Chargers	36	19	475	13.2	90t	2
Opponents	38	14	348	9.2	44	0

Kickoff Returns	Ret.	Yds.	Avg.	Long	TD
Coleman	49	1293	26.4	90t	2
Harmon	9	157	17.4	25	0
Martin	8	167	20.9	29	0
Mitchell	1	18	18.0	18	0
Parker	1	1	1.0	1	0
Chargers	68	1636	24.1	90t	2
Opponents	79	1740	22.0	93t	1

Field Goals	1-19	20-29	30-39	40-49	50+
Carney	0/0	12/12	15/15	5/9	2/2
Chargers	0/0	12/12	15/15	5/9	2/2
Opponents	1/1	10/10	7/8	3/6	1/2

Carney (27G) (37G,20G) (36G,48N) (38G,24G,27G,33G) (23G,32G) (49G,31G,29G, 29G,28G) (22G,39G,37G,26G,44G) (25G,39G) (50G,33G,49G,47N) ( ) (48N,34G) (31G,48G,37G) (24G) (50G,42N) ( ) (37G,40G,32G)

**Defensive Tackles (solo-ast-total-pd-ff-fr):** Seau 124-31-155-3-1-3, Gordon 75-14-89-8-2, Carrington 68-20-88-7-1-2, Richard 69-10-79-7-2-0, Griggs 58-14-72-2-0-0, Gibson 50-18-68-3-0-0, Harper 56-10-66-14-0-0, O'Neal 47-13-60-4-2-1, Mims 35-6-41-4-1-2, Lee 30-9-39-1-1-1, Davis 21-9-30-0-1-0, Vanhorse 23-5-28-3-0-0, Young 14-5-19-1-0-0, Clark 9-2-11-0-0-0, Castle 8-2-10-2-0-0, Parrella 6-2-8-1-0-0, Johnson 4-2-6-0-0-0, White 4-1-5-0-1-0, Hendrickson 2-0-2-0-0-0, Bush 2-0-2-0-0-0, Miller 1-1-2-0-0-0, Winter 1-0-1-1-0-1

**Special Teams Tackles (solo-ast-total):** Harrison 17-3-20, Richard 13-2-15, Bush 11-1-12, Castle 11-0-11, Miller 11-0-11, Coleman 8-2-10, Vanhorse 8-0-8, Bin 6-1-7, Hendrickson 5-1-6, Bieniemy 3-1-4, Young 3-0-3, Clark 1-2-3, Carney 2-0-2, Griggs 2-0-2, Carrington 1-0-1, Culver 1-0-1, May 1-0-1, O'Neal 1-0-1, Wagner 1-0-1, Mitchell 0-1-1

# 1993 FINAL STATISTICS

(8-8 Overall) Fourth AFC West - Bobby Ross  
Home (4-4); Away (4-4)

Date	W/L	Score	Opponent	Att.
09/05	W	18-12	Seattle †	58,039
09/12	L	17-34	at Denver	75,074
09/19	W	18-17	Houston	58,519
10/03	L	14-31	at Seattle	54,778
10/10	L	3-16	at Pittsburgh	55,264
10/17	L	14-17	Kansas City †	60,729
10/31	W	30-23	at L.A. Raiders	45,122
11/07	W	30-17	at Minnesota	55,527
11/14	L	13-16	Chicago †	58,459
11/21	L	7-12	L.A. Raiders †	60,615
11/29	W	31-0	at Indianapolis	54,110
12/05	W	13-10	Denver †	60,233
12/12	L	13-20	Green Bay †	57,930
12/19	L	24-28	at Kansas City	74,778
12/27	W	45-20	Miami †	60,311
01/02	W	32-17	at Tampa Bay	35,587

Team Statistics	Chargers	Opponents
TOTAL FIRST DOWNS	313	299
Rushing	120	86
Passing	171	192
Penalty	22	21
Third Down: Made/Att.	89/224	83/210
Third Down Pct.	.397	.395
Fourth Down: Made/Att.	6/15	4/8
Fourth Down Pct.	.400	.500
TOTAL NET YARDS	4967	5066
Avg. Per Game	310.4	316.6
Total Plays	1050	1002
Avg. Per Play	4.7	5.1
NET YARDS RUSHING	1824	1314
Avg. Per Game	114.0	82.1
Total Rushes	455	414
NET YARDS PASSING	3143	3752
Avg. Per Game	196.4	234.5
Sacked/Yards Lost	32/240	32/206
Gross Yards	3383	3958
Attempts/Completions	563/301	556/329
Completion Pct.	.535	.592
Had Intercepted	14	22
PUNTS/AVERAGE	74/42.6	72/42.1
NET PUNTING AVG.	36.4	35.5
PENALTIES/YARDS	87/699	94/724
FUMBLES/BALL LOST	13/5	19/12
TOUCHDOWNS	33	30
Rushing	14	10
Passing	18	17
Returns	1	3
TIME OF POSSESSION	29:52	30:08

Score by Quarters	Q1	Q2	Q3	Q4	OT	PTS.
Chargers	66	76	67	113	0	322
Opponents	50	102	83	55	0	290

Scoring	TD	RU	PA	RT	PAT	FG	S	PTS.
Carney	0	0	0	0	31/33	31/40	0	124
Means	8	8	0	0	0/0	0/0	0	48
A. Miller	7	0	7	0	0/0	0/0	0	42
Butts	4	4	0	0	0/0	0/0	0	24
Lewis	4	0	4	0	0/0	0/0	0	24
Harmon	2	0	2	0	0/0	0/0	0	12
Jefferson	2	0	2	0	0/0	0/0	0	12
Young	2	0	2	0	0/0	0/0	0	12
Bieniemy	1	1	0	0	0/0	0/0	0	6
Frank	1	0	0	1	0/0	0/0	0	6
Kidd	1	1	0	0	0/0	0/0	0	6
Walker	1	0	1	0	0/0	0/0	0	6
Chargers	33	14	18	1	31/33	31/40	0	322
Opponents	30	10	17	3	30/30	26/33	1	290

2-Pt. Conversions: Chargers 0-0, Opponents 0-0

Sacks: O'Neal 12.0, Mims 7.0, Grossman 4.5, Lee 3.0, Richard 2.0, B. Winter 2.0, Carrington 1.0, Pope 0.5, **Chargers 32.0**, Opponents 32.0

Special Teams Tackles (solo-ast-total): Bush 12-1-13, Hendrickson 7-3-10, Fields 7-0-7, Vanhorse 7-0-7, Pope 6-1-7, Carrington 6-0-6, Fuller 6-0-6, Plummer 6-0-6, Richard 6-0-6, Gordon 5-0-5, Anno 4-1-5, Crews 3-0-3, May 3-0-3, Castle 2-1-3, Miller 2-1-3, Pupunu 2-1-3, Frank 2-0-2, Whitley 2-0-2, Brady 1-0-1, Carney 1-0-1, Dyal 1-0-1, Harmon 1-0-1, Johnson 1-0-1

Rushing	No.	Yds.	Avg.	Long	TD
Butts	185	746	4.0	27	4
Means	160	645	4.0	65t	8
Harmon	46	216	4.7	19	0
Bieniemy	33	135	4.1	12	1
Jefferson	3	53	10.6	33	0
Humphries	8	37	4.6	27	0
Friesz	10	3	0.3	2	0
Lewis	3	2	0.7	7	0
Hendrickson	1	0	0.0	0	0
A. Miller	1	0	0.0	0	0
Kidd	3	-13	-4.3	2t	1
Chargers	455	1824	4.0	65t	14
Opponents	414	1314	3.2	19	10

Receiving	No.	Yds.	Avg.	Long	TD
A. Miller	84	1162	13.8	66t	7
Harmon	73	671	9.2	37	2
Lewis	38	463	12.2	47	4
Jefferson	30	391	13.0	39t	2
Walker	21	212	10.1	25t	1
Butts	15	105	7.0	23	0
Pupunu	13	142	10.9	28	0
Barnes	10	137	13.7	21	0
Means	10	59	5.9	11	0
Young	6	41	6.8	12t	2
Bieniemy	1	0	0.0	0	0
Chargers	301	3383	11.2	66t	18
Opponents	329	3958	12.0	71t	17

Interceptions	No.	Yds.	Avg.	Long	TD
Carrington	7	104	14.9	28	0
Frank	3	119	39.7	102t	1
Seau	2	58	29.0	42	0
Pope	2	14	7.0	12	0
Plummer	2	7	3.5	6	0
Vanhorse	2	0	0.0	0	0
Hendrickson	1	16	16.0	16	0
Gordon	1	3	3.0	3	0
Davis	1	0	0.0	0	0
Richard	1	-2	-2.0	-2	0
Chargers	22	319	14.5	102t	1
Opponents	14	271	19.4	68	2

Punting	No.	Yds.	Avg.	Net	TB	I-20	Lg.	B
Kidd	57	2431	42.6	35.9	7	16	67	0
Sullivan TM	13	541	41.6	39.1	0	3	50	0
Carney	4	155	38.8	34.8	0	1	46	0
Chargers	74	3127	42.3	36.4	7	20	67	0
Opponents	72	3031	42.1	35.5	3	23	77	0

Punt Returns	Ret.	FC	Yds.	Avg.	Lg.	TD
Gordon	31	15	395	12.7	54	0
Lewis	3	2	17	5.7	7	0
Chargers	34	17	412	12.1	54	0
Opponents	36	21	292	8.1	30	0

Kickoff Returns	Ret.	Yds.	Avg.	Long	TD
Lewis	33	684	20.7	60	0
Bieniemy	7	110	15.7	18	0
Hendrickson	2	25	12.5	13	0
Means	2	22	11.0	14	0
A. Miller	2	42	21.0	29	0
Harmon	1	18	18.0	18	0
Chargers	47	901	19.2	60	0
Opponents	64	1063	16.6	48	0

Field Goals	1-19	20-29	30-39	40-49	50+
Carney	1/1	7/7	14/17	7/12	2/3
Chargers	1/1	7/7	14/17	7/12	2/3
Opponents	0/0	10/10	11/13	1/3	4/7
Carney (26G,44G,51G,32G,51G,19G) (30G) (34G,34G,27G,27G,36G,27G) (48N) (33G) (46B,31B) (45G,36G,38G) (36G,37N) (28G,30B,26G,40N) ( ) (36G) (56N,47N,27G,34G) (47G,43G) (38G) (32G,49N) (48G,38G,43G,45G)					

Defensive Tackles (solo-ast-total-pd-ft-fr): Seau 108-21-129-11-1-1, Plummer 78-15-93-1-2-0, Carrington 67-12-79-14-0-1, Richard 69-8-77-5-1-0, Frank 65-8-73-12-0-0, O'Neal 49-7-56-6-2-1, Lee 36-9-45-0-0-1, Vanhorse 36-6-42-2-0-0, Gordon 40-1-41-5-0-1, Pope 32-6-38-4-1-0, Mims 28-4-32-0-2-2, Winter 25-7-32-0-0-1, Hendrickson 23-5-28-0-0-1, Grossman 16-7-23-4-0-1, Williams 14-4-18-0-0-0, Fuller 8-0-8-3-0-0, Davis 4-0-4-1-0-0, Fields 1-2-3-0-0-0, Bush 1-1-2-0-0-0, Crews 1-0-1-0-0-0, White 1-0-1-0-0-0, Castle 0-1-1-0-0-0, Johnson 0-1-1-0-0-0

Passing	Att.	Comp.	Yds.	Comp.%	Yds./Att.	TD	TD%	Int.	Int.%	Long	Sack/Lost	Rating
Humphries	324	173	1981	.534	6.11	12	.037	10	.031	48t	18/42	71.5
Friesz	238	128	1402	.538	5.89	6	.025	4	.017	66t	14/98	72.8
Means	1	0	0	.000	0.00	0	.000	0	.000	0	0/0	39.6
Chargers	563	301	3383	.535	6.01	18	.032	14	.025	66t	32/240	72.0
Opponents	556	329	3958	.592	7.12	17	.031	22	.040	71t	32/206	74.8



# 1991 FINAL STATISTICS

(4-12 Overall) Fifth AFC West - Dan Henning  
Home (3-5); Away (1-7)

Date	W/L	Score	Opponent	Att.
09/01	L	20-26	at Pittsburgh	55,848
09/08	L	14-34	at San Francisco	60,753
09/15	L	10-13	Atlanta	44,804
09/22	L	19-27	at Denver	73,258
09/29	L	13-14	at Kansas City	44,907
10/06	W	21-13	at L.A. Raiders	42,787
10/13	L	24-30	at L.A. Rams	47,433
10/20	L	24-30 OT	Cleveland	48,440
10/27	L	9-20	at Seattle	58,025
11/10	W	17-14	Seattle	43,597
11/17	W	24-21	New Orleans	48,420
11/24	L	3-24	at New York Jets	59,025
12/01	L	7-9	L.A. Raiders †	56,780
12/08	L	17-20 OT	at Kansas City	73,330
12/15	W	38-30	Miami	47,731
12/22	L	14-17	Denver	51,449

Team Statistics	Chargers	Opponents
TOTAL FIRST DOWNS	285	292
Rushing	114	94
Passing	155	181
Penalty	16	17
Third Down: Made/Att.	76/217	68/189
Third Down Pct.	.350	.360
Fourth Down: Made/Att.	13/25	6/8
Fourth Down Pct.	.520	.750
TOTAL NET YARDS	4995	5111
Avg. Per Game	312.2	319.4
Total Plays	1010	961
Avg. Per Play	4.9	5.3
NET YARDS RUSHING	2248	1666
Avg. Per Game	140.5	104.1
Total Rushes	464	430
NET YARDS PASSING	2747	3445
Avg. Per Game	171.7	215.3
Sacked/Yards Lost	35/236	28/183
Gross Yards	2983	3628
Attempts/Completions	511/272	503/300
Completion Pct.	.532	.596
Had Intercepted	16	19
PUNTS/AVERAGE	77/39.8	76/40.3
NET PUNTING AVG.	34.8	35.2
PENALTIES/YARDS	96/799	87/718
FUMBLES/BALL LOST	24/12	22/9
TOUCHDOWNS	31	39
Rushing	16	15
Passing	13	22
Returns	2	2
TIME OF POSSESSION	30:02	29:59

Score by Quarters	Q1	Q2	Q3	Q4	OT	PTS.
Chargers	41	95	37	101	0	274
Opponents	63	97	73	100	9	342

Scoring	TD	RU	PA	RT	PAT	FG	S	PTS.
Carney	0	0	0	0	31/31	19/29	0	88
Bernstine	8	8	0	0	0/0	0/0	0	48
Butts	7	6	1	0	0/0	0/0	0	42
Lewis	4	0	3	1	0/0	0/0	0	24
McEwen	3	0	3	0	0/0	0/0	0	18
Miller	3	0	3	0	0/0	0/0	0	18
Harmon	2	1	1	0	0/0	0/0	0	12
Hendrickson	2	1	1	0	0/0	0/0	0	12
Frank	1	0	0	1	0/0	0/0	0	6
Jefferson	1	0	1	0	0/0	0/0	0	6
Chargers	31	16	13	2	31/31	19/29	0	274
Opponents	39	15	22	2	37/38	23/29	1	342

2-Pt. Conversions: Chargers 0-0, Opponents 0-0

Sacks: O'Neal 9.0, Seau 7.0, Grossman 5.5, Benson 1.0, Elder 1.0, Phillips 1.0, Plummer 1.0, Rolling 1.0, Shelton 1.0, Hinkle 0.5, **Chargers 28.0**, Opponents 35.0

Special Teams Tackles (solo-ast-total): Carrington 16-3-19, Clark 12-1-13, Hendrickson 9-3-12, Frank 9-0-9, Elder 8-1-9, Butts 6-0-6, Thaxton 5-1-6, Harmon 4-1-5, Bayless 3-0-3, Kirk 3-0-3, Plummer 2-0-2, Bieniemy 1-0-1, Mack 1-0-1, Rodenhauer 1-0-1, Fields 0-1-1

Rushing	No.	Yds.	Avg.	Long	TD
Butts	193	834	4.3	44	6
Bernstine	159	766	4.8	63t	8
Harmon	89	544	6.1	33	1
Jefferson	1	27	27.0	27	0
Gagliano	3	19	6.3	16	0
Friesz	10	18	1.8	11	0
Bieniemy	3	17	5.7	15	0
Lewis	3	10	3.3	9	0
Samuels	2	10	5.0	6	0
Hendrickson	1	3	3.0	3t	1
<b>Chargers</b>	<b>464</b>	<b>2248</b>	<b>4.8</b>	<b>63t</b>	<b>16</b>
Opponents	430	1666	3.9	63t	15

Receiving	No.	Yds.	Avg.	Long	TD
Harmon	59	555	9.4	36	1
Miller	44	649	14.8	58	3
Lewis	42	554	13.2	49t	3
McEwen	37	399	10.8	30	3
Taylor	24	218	9.1	27	0
Walker	20	134	6.7	14	0
Jefferson	12	125	10.4	29	1
Bernstine	11	124	11.3	25	0
Butts	10	91	9.1	46	1
Cox TM	5	53	10.6	19	0
Hendrickson	4	36	9.0	20	1
Samuels	2	33	16.5	29	0
Young	2	12	6.0	6	0
<b>Chargers</b>	<b>272</b>	<b>2983</b>	<b>11.0</b>	<b>58</b>	<b>13</b>
Opponents	300	3628	12.1	89t	22

Interceptions	No.	Yds.	Avg.	Long	TD
Byrd	6	48	8.0	22	0
Carrington	3	30	10.0	19	0
Rolling	2	54	27.0	47	0
Richard	2	5	2.5	3	0
Smith	2	0	0.0	0	0
Frank	1	71	71.0	71t	1
Shelton	1	19	19.0	19	0
Bayless	1	0	0.0	0	0
Elder	1	0	0.0	0	0
<b>Chargers</b>	<b>19</b>	<b>227</b>	<b>11.9</b>	<b>71t</b>	<b>1</b>
Opponents	16	183	11.4	49	1

Punting	No.	Yds.	Avg.	Net	TB	I-20	Lg.	B
Kidd	76	3064	40.3	34.8	6	22	60	1
<b>Chargers</b>	<b>77</b>	<b>3064</b>	<b>39.8</b>	<b>34.8</b>	<b>6</b>	<b>22</b>	<b>60</b>	<b>1</b>
Opponents	76	3064	40.3	35.2	3	18	60	0

Punt Returns	Ret.	FC	Yds.	Avg.	Lg.	TD
Taylor	28	18	269	9.6	48	0
Lewis	5	5	59	11.8	26	0
Byrd	0	2	0	0.0	0	0
<b>Chargers</b>	<b>33</b>	<b>25</b>	<b>328</b>	<b>9.9</b>	<b>48</b>	<b>0</b>
Opponents	32	25	267	8.3	32	0

Kickoff Returns	Ret.	Yds.	Avg.	Long	TD
Elder	27	535	19.8	42	0
Lewis	23	578	25.1	95t	1
Harmon	2	25	12.5	14	0
Benson	1	2	2.0	2	0
Bernstine	1	7	7.0	7	0
Butts	1	0	0.0	0	0
Carrington	0	24	-	24	0
<b>Chargers</b>	<b>55</b>	<b>1171</b>	<b>21.3</b>	<b>95t</b>	<b>1</b>
Opponents	52	1034	19.9	76	0

Field Goals	1-19	20-29	30-39	40-49	50+
Carney	1/1	6/6	6/8	4/10	2/4
<b>Chargers</b>	<b>2/2</b>	<b>6/6</b>	<b>6/8</b>	<b>4/10</b>	<b>2/4</b>
Opponents	2/2	6/6	11/13	1/4	3/4
Carney (36N,48G,35G) ( ) (53N,47N,39G,47N) (41G,43G,43G,36G) (36N,26G,37G) ( ) (27G) (27G,48N) (29G,24G,56N,36G) (54G) (19G) (53G,46N) (44B) (47N,27G) (35G) ( )					

Defensive Tackles (solo-ast-total-pd-fk-fr): Seau 111-18-129-2-0-0, Plummer 88-23-111-0-1-1, O'Neal 63-5-68-1-2-0, Rolling 52-11-63-5-0-1, Richard 50-9-59-3-1-0, Grossman 47-10-57-0-1-1, Bayless 46-11-57-6-2-1, Seale 47-5-52-8-1-0, Frank 40-1-41-6-0-0, Byrd 33-6-39-16-1-0, Phillips 32-4-36-2-2-1, Hinkle 28-4-32-0-2-1, Shelton 23-3-26-1-0-0, Smith 17-6-23-3-2-1, Elder 20-2-22-3-0-0, Thornton 16-2-18-1-0-0, Carrington 17-0-17-7-0-0, Thaxton 4-0-4-0-0-0, Benson 3-1-4-0-0-0, Mack 3-1-4-1-0-0, McClendon 1-0-1-0-0-0

Passing	Att.	Comp.	Yds.	Comp.%	Yds./Att.	TD	TD%	Int.	Int.%	Long	Sack/Lost	Rating
Friesz	487	262	2896	.538	5.95	12	.025	15	.031	58	32/214	67.1
Gagliano	23	9	76	.391	3.30	0	.000	1	.043	17	3/22	30.3
Bernstine	1	1	11	100.0	11.00	1	100.0	0	.000	11t	0/0	152.1
<b>Chargers</b>	<b>511</b>	<b>272</b>	<b>2983</b>	<b>.532</b>	<b>5.84</b>	<b>13</b>	<b>.025</b>	<b>16</b>	<b>.031</b>	<b>58</b>	<b>35/236</b>	<b>66.2</b>
Opponents	503	300	3628	.596	7.21	22	.044	19	.038	89t	28/183	80.7

COMMUNITY

FRONT OFFICE

VETERANS

2019 IN REVIEW

STATISTICS

GENERAL INFORMATION

1990 FINAL STATISTICS

(6-10 Overall) Fourth AFC West - Dan Henning  
Home (3-5); Away (3-5)

Date	W/L	Score	Opponent	Att.	Rushing	No.	Yds.	Avg.	Long	TD			
09/09	L	14-17	at Dallas	48,063	Butts	265	1225	4.6	52	8			
09/16	L	16-21	Cincinnati	48,098	Bernstine	124	589	4.8	40t	4			
09/23	W	24-14	at Cleveland	77,429	Harmon	66	363	5.5	41	0			
09/30	L	7-17	Houston	48,762	Lewis	4	25	6.3	10t	1			
10/07	L	14-36	at Pittsburgh	53,486	Tolliver	14	22	1.6	14	0			
10/14	W	39-3	at New York Jets	63,311	Nelson	3	14	4.7	5	0			
10/21	L	9-24	L.A. Raiders †	60,569	A. Miller	3	13	4.3	10	0			
10/28	W	41-10	Tampa Bay	40,653	Friesz	1	3	3.0	3	0			
11/04	W	31-14	at Seattle	59,646	Plummer	2	3	1.5	2	1			
11/11	W	19-7	Denver	59,557	Vlasic	1	0	0.0	0	0			
11/18	L	10-27	at Kansas City	63,717	Wilson	1	0	0.0	0	0			
11/25	L	10-13 OT	Seattle	50,097	<b>Chargers</b>	<b>484</b>	<b>2257</b>	<b>4.7</b>	<b>52</b>	<b>14</b>			
12/02	W	38-17	New York Jets	40,877	Opponents	424	1515	3.6	27	10			
12/16	L	10-20	at Denver	64,919	<b>Receiving</b>	<b>No.</b>	<b>Yds.</b>	<b>Avg.</b>	<b>Long</b>	<b>TD</b>			
12/23	L	21-24	Kansas City	45,135	A. Miller	63	933	14.8	31t	7			
12/30	L	12-17	at L.A. Raiders	62,593	Harmon	46	511	11.0	36t	2			
					McEwen	29	325	11.2	32	3			
					Walker	23	240	10.4	23	1			
					Early	16	117	7.3	26	0			
					Butts	15	238	15.9	45t	1			
					Lewis	14	192	13.7	40	1			
					Cox	14	93	6.6	12	1			
					Wilson	10	87	8.7	20	0			
					Bernstine	8	40	5.0	11	0			
					Nelson	4	29	7.3	10	0			
					Caravello	2	21	10.5	17t	1			
					Hendrickson	1	12	12.0	12	0			
					Plummer	1	2	2.0	2t	1			
					<b>Chargers</b>	<b>246</b>	<b>2840</b>	<b>11.5</b>	<b>45t</b>	<b>18</b>			
					Opponents	254	3255	12.8	90t	22			
					<b>Interceptions</b>	<b>No.</b>	<b>Yds.</b>	<b>Avg.</b>	<b>Long</b>	<b>TD</b>			
					Byrd	7	63	9.0	24	0			
					Seale	2	14	7.0	14	0			
					Smith	2	12	6.0	12	0			
					Frank	2	8	4.0	4	0			
					Rolling	1	67	67.0	67	0			
					Lyles	1	19	19.0	19	0			
					Fuller	1	5	5.0	5	0			
					Bayless	1	0	0.0	0	0			
					Elder	1	0	0.0	0	0			
					Glenn	1	0	0.0	0	0			
					<b>Chargers</b>	<b>19</b>	<b>188</b>	<b>9.9</b>	<b>67</b>	<b>0</b>			
					Opponents	19	310	16.3	64t	1			
					<b>Punting</b>	<b>No.</b>	<b>Yds.</b>	<b>Avg.</b>	<b>Net</b>	<b>TB</b>	<b>I-20</b>	<b>Lg.</b>	<b>B</b>
					Kidd	61	2442	40.0	36.6	2	14	59	1
					<b>Chargers</b>	<b>62</b>	<b>2442</b>	<b>39.4</b>	<b>36.6</b>	<b>2</b>	<b>14</b>	<b>59</b>	<b>1</b>
					Opponents	70	2886	41.2	35.0	5	15	67	0
					<b>Punt Returns</b>	<b>Ret.</b>	<b>FC</b>	<b>Yds.</b>	<b>Avg.</b>	<b>Lg.</b>	<b>TD</b>		
					Schwedes TM	5	1	33	6.6	12	0		
					Lewis	13	8	117	9.0	63t	1		
					Mays	7	4	39	4.3	17	0		
					Taylor	6	3	112	18.7	55t	1		
					Nelson	3	0	44	14.7	33	0		
					Lyles	1	0	0	0.0	0	0		
					<b>Chargers</b>	<b>35</b>	<b>16</b>	<b>336</b>	<b>9.6</b>	<b>63t</b>	<b>2</b>		
					Opponents	28	15	131	4.7	18	0		
					<b>Kickoff Returns</b>	<b>Ret.</b>	<b>Yds.</b>	<b>Avg.</b>	<b>Long</b>	<b>TD</b>			
					Elder	24	571	23.8	90	0			
					Lewis	17	383	22.5	39	0			
					Frank	8	172	21.5	31	0			
					Nelson	4	36	9.0	26	0			
					A. Miller	1	13	13.0	13	0			
					Orr	1	13	13.0	13	0			
					<b>Chargers</b>	<b>55</b>	<b>1188</b>	<b>21.6</b>	<b>90</b>	<b>0</b>			
					Opponents	62	1048	16.9	75	0			
					<b>Field Goals</b>	<b>1-19</b>	<b>20-29</b>	<b>30-39</b>	<b>40-49</b>	<b>50+</b>			
					Carney TM	2/2	8/8	6/7	3/3	0/1			
					Revez TM	1/1	0/1	0/1	1/4	0/0			
					<b>Chargers</b>	<b>3/3</b>	<b>8/9</b>	<b>6/8</b>	<b>4/7</b>	<b>0/1</b>			
					Opponents	0/0	4/5	6/9	6/7	0/0			
					Carney ( )								





1988  
STATISTICS

2019 IN  
REVIEW

DRAFT PICKS  
& FREE AGENTS

VETERANS

FRONT OFFICE

COMMUNITY

1988 FINAL STATISTICS

(6-10 Overall) Fourth AFC West - Al Saunders  
Home (3-5); Away (3-5)

Date	W/L	Score	Opponent	Att.
09/04	L	13-24	at L.A. Raiders	39,029
09/11	L	3-34	at Denver	75,359
09/18	W	17-6	Seattle	44,449
09/25	W	24-23	at Kansas City	45,498
10/02	L	0-12	Denver	55,763
10/09	L	17-23	New Orleans	42,693
10/16	L	28-31	at Miami	58,972
10/23	L	0-16	Indianapolis	37,722
10/30	L	14-17	at Seattle	59,641
11/06	L	3-13	L.A. Raiders †	55,134
11/13	W	10-7	at Atlanta	26,329
11/20	W	38-24	at L.A. Rams	45,462
11/27	L	10-48	San Francisco	51,484
12/04	L	10-27	at Cincinnati	56,866
12/11	W	20-14	Pittsburgh	33,816
12/18	W	24-13	Kansas City	26,339

Team Statistics		Chargers	Opponents
TOTAL FIRST DOWNS		255	335
Rushing		115	135
Passing		116	173
Penalty		24	27
Third Down: Made/Att.		70/204	97/221
Third Down Pct.		.343	.439
Fourth Down: Made/Att.		7/19	6/11
Fourth Down Pct.		.368	.545
TOTAL NET YARDS		4429	5418
Avg. Per Game		276.8	338.6
Total Plays		937	1072
Avg. Per Play		4.7	5.1
NET YARDS RUSHING		2041	2133
Avg. Per Game		127.6	133.3
Total Rushes		438	521
NET YARDS PASSING		2388	3285
Avg. Per Game		149.3	205.3
Sacked/Yards Lost		31/240	34/240
Gross Yards		2628	3525
Attempts/Completions		468/241	517/274
Completion Pct.		.515	.530
Had Intercepted		20	16
PUNTS/AVERAGE		86/43.5	71/39.3
NET PUNTING AVG.		34.5	32.9
PENALTIES/YARDS		118/1039	74/619
FUMBLES/BALL LOST		26/12	25/10
TOUCHDOWNS		27	38
Rushing		11	15
Passing		11	22
Returns		5	1
TIME OF POSSESSION		28:22	31:38

Score by Quarters	Q1	Q2	Q3	Q4	OT	PTS.
Chargers	72	57	37	65	0	231
Opponents	69	105	57	101	0	332

Scoring	TD	RU	PA	RT	PAT	FG	S	PTS.
Abbott	0	0	0	0	15/15	8/12	0	39
DeLine	0	0	0	0	12/12	6/8	0	30
Early	4	0	4	0	0/0	0/0	0	24
Malone	4	4	0	0	0/0	0/0	0	24
A. Miller	4	0	3	1	0/0	0/0	0	24
Anderson	3	3	0	0	0/0	0/0	0	18
Redden	3	3	0	0	0/0	0/0	0	18
Flutie	2	0	2	0	0/0	0/0	0	12
Holland	2	0	1	1	0/0	0/0	0	12
Adams	1	1	0	0	0/0	0/0	0	6
Bennett	1	0	0	1	0/0	0/0	0	6
Browner	1	0	0	1	0/0	0/0	0	6
James	1	0	1	0	0/0	0/0	0	6
Seale	1	0	0	1	0/0	0/0	0	6
Chargers	27	11	11	5	27/27	14/20	0	231
Opponents	38	15	22	1	36/37	22/36	1	332

2-P. Conversions: Chargers 0-0, Opponents 0-0									
Sacks: Williams 11.0, O'Neal 4.0, Campbell 3.0, Hinkle 3.0, Keys 3.0, Browner 2.5, Phillips 2.0, Bayless 1.0, Glenn 1.0, P. Miller 1.0, Patterson 1.0, Smith 1.0, Wilson 0.5, Chargers 34.0, Opponents 31.0									

Passing	Att.	Comp.	Yds.	Comp.%	Yds./Att.	TD	TD%	Int.	Int.%	Long	Sack/Lost	Rating
Malone	272	147	1580	.540	5.81	6	.022	13	.048	59	9/45	58.8
Laufenberg	144	69	778	.479	5.40	4	.028	5	.035	47t	18/155	59.3
Slasic	52	25	270	.481	5.19	1	.019	2	.038	57	3/32	54.2
James	0	0	0	—	—	0	—	0	—	0	1/8	—
Chargers	468	241	2628	.515	5.62	11	.024	20	.043	59	31/240	58.4
Opponents	517	274	3525	.530	6.82	22	.043	16	.041	96t	34/240	75.9

— 304 —

## GENERAL INFORMATION

— 305 —



# 1985 FINAL STATISTICS

(8-8 Overall) Fourth AFC West - Don Coryell  
Home (6-2); Away (2-6)

Date	W/L	Score	Opponent	Att.
09/08	W	14-9	at Buffalo	67,597
09/15	L	35-49	Seattle	54,420
09/22	W	44-41	at Cincinnati	52,270
09/29	L	7-21	Cleveland	52,107
10/06	L	21-26	at Seattle	61,300
10/13	W	31-20	Kansas City	50,067
10/20	L	17-21	at Minnesota	61,670
10/28	L	21-34	at L.A. Raiders	69,297
11/03	W	30-10	Denver †	57,312
11/10	W	40-34 OT	L.A. Raiders †	58,566
11/17	L	24-30 OT	at Denver	74,376
11/24	L	35-37	at Houston	34,336
12/01	W	40-7	Buffalo	45,487
12/08	W	54-44	Pittsburgh †	52,098
12/15	W	20-14	Philadelphia	45,569
12/22	L	34-38	at Kansas City	18,178

Team Statistics	Chargers	Opponents
TOTAL FIRST DOWNS	380	364
Rushing	92	122
Passing	259	218
Penalty	29	24
Third Down: Made/Att.	86/208	89/209
Third Down Pct.	.413	.426
Fourth Down: Made/Att.	6/10	8/12
Fourth Down Pct.	.600	.667
TOTAL NET YARDS	6535	6265
Avg. Per Game	408.4	391.6
Total Plays	1111	1105
Avg. Per Play	5.9	5.7
NET YARDS RUSHING	1665	1972
Avg. Per Game	104.1	123.3
Total Rushes	440	470
NET YARDS PASSING	4870	4293
Avg. Per Game	304.4	268.3
Sacked/Yards Lost	39/305	40/304
Gross Yards	5175	4597
Attempts/Completions	632/386	595/357
Completion Pct.	.611	.600
Had Intercepted	30	26
PUNTS/AVERAGE	68/42.4	70/38.8
NET PUNTING AVG.	35.7	33.5
PENALTIES/YARDS	100/937	86/703
FUMBLES/BALL LOST	44/19	37/16
TOUCHDOWNS	60	55
Rushing	20	25
Passing	37	28
Returns	3	2
TIME OF POSSESSION	29:21	30:39

Score by Quarters	Q1	Q2	Q3	Q4	OT	PTS.
Chargers	86	134	96	145	6	467
Opponents	82	124	114	109	6	435

Scoring	TD	RU	PA	RT	PAT	FG	S	PTS.
Thomas	0	0	0	0	51/55	18/28	0	105
Chandler	10	0	10	0	0/0	0/0	0	60
Spencer	10	10	0	0	0/0	0/0	0	60
James	8	2	6	0	0/0	0/0	0	48
Anderson	7	4	2	1	0/0	0/0	0	42
Joiner	7	0	7	0	0/0	0/0	0	42
Sievers	6	0	6	0	0/0	0/0	0	36
Holohan	3	0	3	0	0/0	0/0	0	18
McGee	3	3	0	0	0/0	0/0	0	18
Bendross	2	0	2	0	0/0	0/0	0	12
Adams	1	1	0	0	0/0	0/0	0	6
Hendy	1	0	0	1	0/0	0/0	0	6
Dale	1	0	0	1	0/0	0/0	0	6
Johnson	1	0	1	0	0/0	0/0	0	6
Benirschke	0	0	0	0	2/2	0/0	0	2
Chargers	60	20	37	3	53/57	18/28	0	467
Opponents	55	25	28	2	51/53	18/30	0	435

2-Pt. Conversions: Chargers 0-0, Opponents 0-0

Sacks: Williams 9.0, Robinson 7.0, L. King 6.0, Lowe 5.5, Wilson 3.0, Bradley 2.0, Garrett TM 1.0, B. Smith 2.0, Ehin 1.5, Davis 1.0, Ferguson TM 1.0, Green 1.0. **Chargers 40.0**, Opponents 39.0

Rushing	No.	Yds.	Avg.	Long	TD
James	105	516	4.9	56t	2
Spencer	124	478	3.9	24	10
Anderson	116	429	3.7	27	4
McGee	42	181	4.3	44	3
Adams	16	49	3.1	14	1
Steels TM	6	12	2.0	5	0
Chandler	1	9	9.0	9	0
Mojisejenko	1	0	0.0	0	0
Fouts	11	-1	-0.1	7	0
Herrmann	18	-8	-0.4	11	0
Chargers	440	1665	3.8	56t	20
Opponents	470	1972	4.2	61	25

Receiving	No.	Yds.	Avg.	Long	TD
James	86	1027	11.9	67t	6
Chandler	67	1199	17.9	75t	10
Joiner	59	932	15.8	39t	7
Holohan	42	458	10.9	23	3
Sievers	41	438	10.7	30t	6
Anderson	35	422	12.1	52t	2
Winslow	25	318	12.7	26	0
Bendross	11	156	14.2	54t	2
Spencer	11	135	12.3	43	0
Johnson	4	51	12.8	20t	1
McGee	3	15	5.0	7	0
Adams	1	12	12.0	12	0
Faulkner	1	12	12.0	12	0
Chargers	386	5175	13.4	75t	37
Opponents	357	4597	12.9	84t	28

Interceptions	No.	Yds.	Avg.	Long	TD
Walters	5	71	14.2	30	0
Hendy	4	139	34.8	75t	1
Lowe	3	6	2.0	4	0
Dale	2	83	41.5	47t	1
Bradley	2	36	18.0	18	0
Davis	2	29	14.5	28	0
Green	2	17	8.5	12	0
L. King	2	8	4.0	5	0
McPherson	1	30	30.0	30	0
Byrd	1	25	25.0	25	0
Williams	1	17	17.0	17	0
B. Smith	1	0	0.0	0	0
Chargers	26	461	17.7	75t	2
Opponents	30	268	8.9	27	0

Punting	No.	Yds.	Avg.	Net	TB	I-20	Lg.	B
Mojisejenko	68	2881	42.4	35.7	9	15	67	0
Chargers	68	2881	42.4	35.7	9	15	67	0
Opponents	70	2717	38.8	33.5	8	21	61	1

Punt Returns	Ret.	FC	Yds.	Avg.	Lg.	TD
James	25	8	213	8.5	24	0
McPherson	0	2	22	-	0	0
Steels TM	0	1	0	-	0	0
Chargers	25	11	213	8.5	24	0
Opponents	36	1	274	7.6	20	0

Kickoff Returns	Ret.	Yds.	Avg.	Long	TD
James	36	779	21.6	46	0
Anderson	13	302	23.2	98t	1
Steels TM	10	223	22.3	54	0
McGee	7	135	19.3	33	0
Adams	2	50	25.0	26	0
Bendross	1	2	2.0	2	0
Holohan	1	0	0.0	0	0
Sievers	1	3	3.0	3	0
Chargers	71	1494	21.0	98t	1
Opponents	68	1363	20.0	51	0

Field Goals	1-19	20-29	30-39	40-49	50+
Thomas	1/1	8/8	6/10	3/7	0/2
Chargers	1/1	8/8	6/10	3/7	0/2
Opponents	0/0	5/6	6/10	5/9	2/5
Thomas ( ) (21G) (20G,28G,32G,34G) (31N) ( ) (30G) (42G) (50N) (36G,35G,18G) (34G,23G,30N,35N) (40B,47B,41N,36G) (47N) (24G,28G) ( ) (45G,46G) (24G,26G,32N)					

Defensive Tackles (solo-ast-total-pd-ff-fr): Smith 99-32-131-7-2-3, Green 79-25-104-6-2-2, Byrd 84-16-100-4-2-1, King 68-16-84-3-6-0, Dale 67-10-77-8-1-0, Lowe 50-12-62-1-1-0, Hendy 44-13-57-4-0-1, Walters 51-5-56-9-0-1, Ehin 39-14-53-3-0-1, Williams 40-9-49-6-1-1, Bradley 32-3-35-7-0-2, Nelson 26-8-34-0-1-0, Wilson 23-7-30-2-1-1, Robinson 19-1-20-4-0-1, O'Barid 12-8-20-2-0-0, Osby 8-3-11-1-0-0

Passing	Att.	Comp.	Yds.	Comp.%	Yds./Att.	TD	TD%	Int.	Int.%	Long	Sack/Lost	Rating
Fouts	430	254	3638	.591	8.46	27	.063	20	.047	75t	18/135	88.1
Herrmann	201	132	1537	.657	7.65	10	.050	10	.050	59	19/157	84.5
Holohan	1	0	0	.000	0.00	0	.000	0	.000	0	1/8	39.6
Anderson	0	0	0	-	-	0	-	0	-	0	1/5	-
Chargers	632	386	5175	.611	8.19	37	.059	30	.047	75t	39/305	86.8
Opponents	595	357	4597	.600	7.73	28	.047	26	.044	84t	40/304	81.8

COMMUNITY

FRONT OFFICE

VETERANS

DRAFT PICKS & FREE AGENTS

2019 IN REVIEW

1984 STATISTICS

GENERAL INFORMATION

1984 FINAL STATISTICS

(7-9 Overall) Fifth AFC West - Don Coryell  
Home (4-4); Away (3-5)

Date	W/L	Score	Opponent	Att.
09/02	W	42-13	at Minnesota	57,276
09/09	L	17-31	at Seattle	61,314
09/16	W	31-14	Houston †	52,266
09/24	L	30-33	at L.A. Raiders	76,131
09/30	W	27-24	Detroit †	53,509
10/07	W	34-28	at Green Bay	54,045
10/14	L	13-31	at Kansas City	62,233
10/21	L	37-44	L.A. Raiders †	57,442
10/29	L	0-24	Seattle †	53,974
11/04	W	38-10	at Indianapolis	60,143
11/11	L	13-16	Denver †	53,162
11/18	W	34-28 OT	Miami †	53,041
11/25	L	24-52	at Pittsburgh	55,856
12/03	W	20-7	Chicago †	45,470
12/09	L	13-16	at Denver	74,867
12/16	L	21-42	Kansas City †	40,221

Team Statistics		Chargers	Opponents
TOTAL FIRST DOWNS		374	322
Rushing		106	109
Passing		240	189
Penalty		28	24
Third Down: Made/Att.		115/244	83/197
Third Down Pct.		.471	.421
Fourth Down: Made/Att.		9/21	9/10
Fourth Down Pct.		.429	.900
TOTAL NET YARDS		6297	5936
Avg. Per Game		393.6	371.0
Total Plays		1154	1021
Avg. Per Play		5.5	5.8
NET YARDS RUSHING		1654	1851
Avg. Per Game		103.4	115.7
Total Rushes		456	457
NET YARDS PASSING		4643	4085
Avg. Per Game		290.2	255.3
Sacked/Yards Lost		36/285	33/218
Gross Yards		4928	4303
Attempts/Completions		662/401	531/323
Completion Pct.		.606	.608
Had Intercepted		21	19
PUNTS/AVERAGE		66/42.0	73/39.6
NET PUNTING AVG.		35.1	34.8
PENALTIES/YARDS		112/1023	108/905
FUMBLES/BALL LOST		35/17	34/17
TOUCHDOWNS		48	51
Rushing		18	23
Passing		25	27
Returns		5	1
TIME OF POSSESSION		31:43	28:17

Score by Quarters	Q1	Q2	Q3	Q4	OT	PTS.
Chargers	96	100	62	130	6	394
Opponents	60	127	135	91	0	413

Scoring	TD	RU	PA	RT	PAT	FG	S	PTS.
Benirschke	0	0	0	0	41/41	17/26	0	92
Jackson	9	8	1	0	0/0	0/0	0	54
Chandler	6	0	6	0	0/0	0/0	0	36
Joiner	6	0	6	0	0/0	0/0	0	36
McGee	6	4	2	0	0/0	0/0	0	36
Duckworth	4	0	4	0	0/0	0/0	0	24
P. Johnson TM	3	3	0	0	0/0	0/0	0	18
Sievers	3	0	3	0	0/0	0/0	0	18
Ricardo	0	0	0	0	5/6	3/3	0	14
Byrd	2	0	0	2	0/0	0/0	0	12
Thomas	2	2	0	0	0/0	0/0	0	12
Winslow	2	0	2	0	0/0	0/0	0	12
Holohan	1	0	1	0	0/0	0/0	0	6
James	1	0	0	1	0/0	0/0	0	6
Lowe	1	0	0	1	0/0	0/0	0	6
Morris	1	1	0	0	0/0	0/0	0	6
L. Williams	1	0	0	1	0/0	0/0	0	6
Chargers	48	18	25	5	46/47	20/29	0	394
Opponents	51	23	27	1	50/50	19/25	0	413

2-Pt. Conversions: Chargers 0-0, Opponents 0-0												
Sacks: Ferguson 8.0, Robinson 4.5, King 4.0, Lowe 3.0, B. Smith 3.0, Ehin 2.0, Elko 1.5, Ackerman TM 1.0, Fox 1.0, Green 1.0, Greene 1.0, L. Williams 1.0, Young 1.0, Chargers 33.0, Opponents 36.0												
Passing	Att.	Comp.	Yds.	Comp.%	Yds./Att.	TD	TD%	Int.	Int.%	Long	Sack/Lost	Rating
Fouts	507	317	3740	.625	7.38	19	.037	17	.034	61t	29/228	83.4
Luther	151	83	1163	.550	7.70	5	.033	3	.030	88t	7/57	82.7
Holohan	2	1	25	.500	12.50	1	.500	0	.000	25t	0/0	13.4
James	2	0	0	.000	0.00	0	.000	1	.500	0	0/0	0.0
Chargers	662	401	4928	.606	1.44	25	.038	21	.032	88t	36/285	82.9
Opponents	531	323	4303	.608	8.10	27	.051	19	.036	75t	33/218	88.6

Rushing	No.	Yds.	Avg.	Long	TD
Jackson	296	1179	4.0	32t	8
McGee	67	226	3.4	30	4
James	25	115	4.6	20	0
Muncie	14	51	3.6	11	0
P. Johnson TM	19	46	2.4	7	3
Thomas	14	43	3.1	9	2
Morris	5	12	2.4	5	1
Luther	4	11	2.8	7	0
Fouts	12	-29	-2.4	3	0
Chargers	456	1654	3.6	32t	18
Opponents	457	1851	4.1	81	23

Receiving	No.	Yds.	Avg.	Long	TD
Joiner	61	793	13.0	41	6
Holohan	56	734	13.1	51	1
Winslow	55	663	12.1	33	2
Chandler	52	708	13.6	63t	6
Sievers	41	438	10.7	32	3
Jackson	39	222	5.7	21	1
Duckworth	25	715	28.6	88t	4
James	23	206	9.0	31	0
Bendross	16	213	13.3	29	0
Egloff	11	92	8.4	17	0
McGee	9	76	8.4	43	2
Morris	5	20	4.0	9	0
Muncie	4	38	9.5	20	0
P. Johnson TM	2	7	3.5	7	0
Gissing	1	3	3.0	3	0
Fouts	1	0	0.0	0	0
Chargers	401	4928	12.3	88t	25
Opponents	323	4303	13.3	75t	27

Interceptions	No.	Yds.	Avg.	Long	TD
Byrd	4	157	39.3	39t	2
Lowe	3	61	20.3	32t	1
B. Smith	3	41	13.7	21	0
King	2	52	26.0	43	0
Turner	2	43	21.5	43	0
Young	2	31	15.5	31	0
L. Williams	1	66	66.0	66t	1
Fox	1	36	36.0	36	0
Gregor	1	12	12.0	12	0
Chargers	19	499	26.3	99t	4
Opponents	21	180	8.6	31	0

Punting	No.	Yds.	Avg.	Net	TB	I-20	Lg.	B
Buford	66	2773	42.0	35.1	3	11	60	0
Chargers	66	2773	42.0	35.1	3	11	60	0
Opponents	73	2890	39.6	34.8	7	25	63	0

Punt Returns	Ret.	FC	Yds.	Avg.	Lg.	TD
James	30	9	208	6.9	58t	1
Bird TM	1	0	4	4.0	4	0
Henderson	1	2	0	0.0	0	0
L. Smith TM	1	0	0	0.0	0	0
Chandler	0	1	0	-	-	0
Chargers	33	12	212	6.4	58t	1
Opponents	43	5	399	9.3	27	0

Kickoff Returns	Ret.	Yds.	Avg.	Long	TD
James	43	959	22.3	55	0
McGee	14	315	22.5	35	0
Bird TM	2	15	7.5	15	0
Egloff	2	20	10.0	11	0
Gofourth	1	0	0.0	0	0
Jackson	1	10	10.0	10	0
Chargers	63	1319	20.9	55	0
Opponents	72	1437	20.0	44	0

Field Goals	1-19	20-29	30-39	40-49	50+
Benirschke	0/1	4/6	3/4	8/11	1/4
Ricardo	0/0	1/1	1/1	1/1	0/0
Chargers	1/1	5/7	4/5	9/12	1/4
Opponents	0/0	2/2	5/9	8/9	4/5
Benirschke (288) (43G) (23G) (51G,33G,48G) (18G,41G) (31G,25N,58N,39G) ( )					



## GENERAL INFORMATION

- 309 -



# 1981 FINAL STATISTICS

(10-6 Overall) First AFC West - Don Coryell  
Home (5-3); Away (5-3); Postseason (1-1)

Date	W/L	Score	Opponent	Att.
09/07	W	44-14	at Cleveland	78,904
09/13	W	28-23	Detroit †	51,264
09/20	W	42-31	at Kansas City	63,866
09/27	L	24-42	at Denver	74,822
10/04	W	24-10	Seattle †	51,463
10/11	L	31-33	Minnesota †	50,708
10/18	W	43-14	at Baltimore	41,921
10/25	L	17-20 OT	at Chicago	52,906
11/01	W	22-20	Kansas City †	51,307
11/08	L	17-40	Cincinnati †	51,259
11/16	L	23-44	at Seattle	58,628
11/22	W	55-21	at Oakland	50,199
11/29	W	34-17	Denver †	51,533
12/06	L	27-28	Buffalo †	51,488
12/13	W	24-23	at Tampa Bay	67,388
12/21	W	23-10	Oakland †	52,279
01/02	W	41-38 OT	at Miami	73,735
AFC Championship Game				
01/10	L	7-27	at Cincinnati	46,302

Team Statistics	Chargers	Opponents
TOTAL FIRST DOWNS	379	365
Rushing	127	114
Passing	224	216
Penalty	28	35
Third Down: Made/Att.	108/221	93/220
Third Down Pct.	.489	.423
Fourth Down: Made/Att.	0/0	0/0
Fourth Down Pct.	.000	.000
TOTAL NET YARDS	6744	6136
Avg. Per Game	421.5	383.5
Total Plays	1129	1109
Avg. Per Play	6.0	5.5
NET YARDS RUSHING	2005	1825
Avg. Per Game	125.3	114.1
Total Rushes	481	491
NET YARDS PASSING	4739	4311
Avg. Per Game	296.2	269.4
Sacked/Yards Lost	19/134	47/384
Gross Yards	4873	4695
Attempts/Completions	629/368	571/313
Completion Pct.	.585	.548
Had Intercepted	18	23
PUNTS/AVERAGE	63/40.3	72/40.3
NET PUNTING AVG.	35.4	33.1
PENALTIES/YARDS	128/947	108/877
FUMBLES/BALL LOST	39/22	38/18
TOUCHDOWNS	61	48
Rushing	26	25
Passing	34	22
Returns	1	1
TIME OF POSSESSION	29:17	30:43

Score by Quarters	Q1	Q2	Q3	Q4	OT	PTS.
Chargers	101	157	95	125	0	478
Opponents	83	124	100	80	3	390

Scoring	TD	RU	PA	PAT	FG	S	PTS.
Muncie	19	0	0	0	0/0	0	114
Benirschke	0	0	0	0	55/61	19/26	0 112
Winslow	10	0	10	0	0/0	0	60
Joiner	7	0	7	0	0/0	0	42
J. Brooks	6	3	3	0	0/0	0	36
Chandler TM	5	0	5	0	0/0	0	30
Cappelletti	5	4	1	0	0/0	0	30
Sievers	3	0	3	0	0/0	0	18
Smith TM	2	0	2	0	0/0	0	12
Bauer	1	0	1	0	0/0	0	6
Johnson	1	0	0	1	0/0	0	6
Scales	1	0	1	0	0/0	0	6
C. Williams	1	0	1	0	0/0	0	6
Chargers	61	26	34	1	55/61	19/26	0 478
Opponents	48	25	22	1	45/48	19/26	0 390

2-Pt. Conversions: Chargers 0-0, Opponents 0-0

Sacks: Chargers 47.0, Opponents 19.0

Rushing	No.	Yds.	Avg.	Long	TD
Muncie	251	1144	4.6	73t	19
J. Brooks	109	525	4.8	28t	3
Cappelletti	68	254	3.7	30	4
Fouts	22	56	2.5	13	0
C. Williams	20	26	1.3	6	0
Bauer	2	7	3.5	4	0
Roberts	1	2	2.0	2	0
Chandler TM	5	-1	-0.2	9	0
Luther	3	-8	-2.7	-1	0
Chargers	481	2005	4.2	73t	26
Opponents	491	1825	3.7	28	25

Receiving	No.	Yds.	Avg.	Long	TD
Winslow	88	1075	12.2	67t	10
Joiner	70	1188	17.0	57	7
Chandler TM	52	857	16.5	51t	5
J. Brooks	46	329	7.2	29t	3
Muncie	43	362	8.4	32	0
Sievers	22	276	12.5	32	3
Scales	19	429	22.6	60t	1
C. Williams	12	108	9.0	15	1
Cappelletti	10	126	12.6	25	1
Smith TM	3	84	28.0	39t	2
B. Brooks TM	1	21	21.0	21	0
Holohan	1	14	14.0	14	0
Bauer	1	4	4.0	4t	1
Chargers	368	4873	13.2	67t	34
Opponents	313	4695	15.0	93t	22

Interceptions	No.	Yds.	Avg.	Long	TD
Buchanan	5	31	6.2	18	0
P. Shaw	3	50	16.7	23	0
Lowe	3	0	0.0	0	0
M. Williams	3	0	0.0	0	0
Edwards	2	45	22.5	39	0
Gregor	2	11	5.5	11	0
Johnson	1	41	41.0	36	1
King	1	28	28.0	28	0
Horn	1	12	12.0	12	0
Jones	1	6	6.0	6	0
Duncan	1	0	0.0	0	0
Chargers	23	224	9.7	39	1
Opponents	18	377	20.9	102t	1

Punting	No.	Yds.	Avg.	Yds. T/B	I-20	Lg.	B
Roberts	62	2540	41.0	35.4	7	16	61
Chargers	63	2540	40.3	35.4	7	16	61
Opponents	72	2900	40.3	33.1	7	20	56

Punt Returns	Ret.	FC	Yds.	Avg.	Lg.	TD
J. Brooks	22	6	290	13.2	42	0
Chandler TM	5	3	79	15.8	30	0
Bauer	1	0	7	7.0	7	0
Edwards	0	0	1	1.0	1	0
Phillips	1	0	0	0.0	0	0
P. Shaw	1	0	1	1.0	1	0
M. Williams	0	1	0	-	-	0
Chargers	31	10	378	12.2	42	0
Opponents	31	7	168	5.4	21	0

Kickoff Returns	Ret.	Yds.	Avg.	Long	TD
J. Brooks	40	949	23.7	47	0
Chandler TM	8	125	15.6	30	0
P. Shaw	6	103	17.2	24	0
C. Williams	4	47	11.8	23	0
Gregor	3	47	15.7	20	0
Sievers	2	4	2.0	4	0
Smith TM	2	32	16.0	20	0
Thompson TM	2	44	22.0	25	0
Bauer	1	14	14.0	14	0
Beaudoin	1	31	31.0	31	0
Henderson	1	26	26.0	26	0
Chargers	70	1422	20.3	47	0
Opponents	88	1528	17.4	48	0

Field Goals	1-19	20-29	30-39	40-49	50+
Benirschke	2/2	7/7	5/8	3/4	2/5
Chargers	2/2	7/7	5/8	3/4	2/5
Opponents	1/2	7/7	9/9	2/5	0/3
Benirschke (50G,43G,32G) ( ) (30N,50N) (52G) (47G) (31N,39G) (30G) (52N,18G) (29G,19G,22G) (37N,47G) (32G) ( ) (41N,50N) (29G,27G) (29G) (24G,27G,39G)					

Passing	Att.	Comp.	Yds.	Comp.%	Yds./Att.	TD	TD%	Int.	Int.%	Long	Sack/Lost	Rating
Fouts	609	360	4802	.591	7.89	33	.054	17	.028	67t	19/134	90.6
Luther	15	7	68	.467	4.53	0	.000	1	.067	25	0/0	32.1
Chandler TM	2	0	0	.000	0.00	0	.000	0	.000	0	0/0	39.6
Winslow	2	0	0	.000	0.00	0	.000	0	.000	0	0/0	39.6
Muncie	1	1	3	100.0	3.00	1	100.0	0	.000	3t	0/0	118.8
Chargers	629	368	4873	.585	7.75	34	.054	18	.029	67t	19/134	89.2
Opponents	571	313	4695	.548	8.22	22	.039	23	.040	93t	47/384	78.1

COMMUNITY

FRONT OFFICE

VETERANS

DRAFT PICKS  
& FREE AGENTS

2019 IN  
REVIEW

1980  
STATISTICS

GENERAL  
INFORMATION

1980 FINAL STATISTICS

(11-5 Overall) First AFC West - Don Coryell  
Home (6-2); Away (5-3); Postseason (1-1)

Date	W/L	Score	Opponent	Att.	Rushing	No.	Yds.	Avg.	Long	TD	
09/07	W	34-13	at Seattle	62,042	Muncie TM	135	659	4.9	53	4	
09/14	W	30-24 OT	Oakland †	51,943	Thomas	118	484	4.1	18	3	
09/21	W	30-13	at Denver	74,970	Cappelletti	101	364	3.6	46	5	
09/28	W	24-7	at Kansas City	45,161	Russell	8	41	5.1	10	0	
10/05	L	24-26	Buffalo †	51,982	Bauer	10	34	3.4	7	1	
10/12	L	24-38	at Oakland	44,826	Jefferson	1	16	16.0	16	0	
10/19	W	44-7	New York Giants †	50,397	Fouts	23	15	0.7	9	2	
10/26	L	31-42	at Dallas	60,639	D. Woods TM	4	10	2.5	5	0	
11/02	W	31-14	at Cincinnati	46,406	Luther	3	5	1.7	9	0	
11/09	L	13-20	Denver †	51,435	Fuller	2	0	0.0	0	0	
11/16	W	20-7	Kansas City †	50,248	Partridge	3	0	0.0	0	0	
11/20	W	27-24 OT	at Miami	63,013	Harrington	4	-7	-1.7	-1	0	
11/30	W	22-21	Philadelphia †	51,567	Chargers	509	1879	3.7	53	18	
12/07	L	17-40	at Washington	48,556	Opponents	478	1842	3.9	89t	18	
12/13	W	21-14	Seattle †	49,980	Receiving	No.	Yds.	Avg.	Long	TD	
12/22	W	26-17	Pittsburgh †	51,785	Jefferson	89	1290	14.5	65	9	
AFC Divisional Playoffs	01/03	W	20-14	Buffalo †	52,028	Joiner	62	1340	16.3	58t	13
AFC Championship Game	01/11	L	27-34	Oakland †	52,428	Thomas	29	218	7.5	27	0
						C. Williams	26	230	8.8	26	1
						Muncie TM	24	234	9.8	19	0
						Cappelletti	13	112	8.6	12	0
						McCrary	11	106	9.6	28t	2
						Smith	4	48	12.0	24	0
						Floyd	1	31	31.0	31t	1
						Chargers	350	4741	13.5	65	30
						Opponents	300	3324	11.1	61	18
						Interceptions	No.	Yds.	Avg.	Long	TD
						Edwards	5	122	24.4	68t	1
						P. Shaw	4	50	12.5	25	0
						Lowe	3	72	24.0	28	1
						Buchanan	2	13	6.5	7	0
						Laslavic	2	11	5.5	11	0
						Kelcher	1	2	2.0	2	0
						Stringert	1	0	0.0	0	0
						Thrift	1	0	0.0	0	0
						M. Williams	1	0	0.0	0	0
						Chargers	20	270	13.5	68t	2
						Opponents	26	419	16.1	51t	1
						Punting	No.	Yds.	Avg.	Net	TB
						Partridge	60	2347	39.1	31.6	3
						Chargers	61	2347	38.5	31.6	3
						Opponents	86	3471	40.4	34.8	7
						Punt Returns	Ret.	FC	Yds.	Avg.	Lg.
						Fuller	30	12	298	9.9	31
						P. Shaw	5	0	20	4.0	6
						E. Shaw	4	1	17	4.3	8
						Floyd	1	0	0.0	0	0
						Horn	1	0	0.0	0	0
						Chargers	41	13	335	8.2	31
						Opponents	43	5	359	8.3	42
						Kickoff Returns	Ret.	Yds.	Avg.	Long	TD
						Muncie TM	16	344	21.5	44	0
						Fuller	15	289	19.3	30	0
						Smith	10	186	18.6	27	0
						Jackson TM	9	149	16.6	32	0
						Duncan	5	85	17.0	22	0
						Bauer	2	37	18.5	23	0
						Laslavic	2	26	13.0	21	0
						Cappelletti	1	0	0.0	0	0
						Jefferson	1	0	0.0	0	0
						Russell	1	19	19.0	19	0
						Chargers	62	1135	18.3	44	0
						Opponents	75	1617	21.6	53	0
						Field Goals	1-19	20-29	30-39	40-49	50+
						Benirschke	0/0	7/8	8/12	6/10	3/6
						Chargers	0/0	7/8	8/12	6/10	3/6
						Opponents	0/0	4/5	2/5	9/14	1/0
						Benirschke (41G,29G) (52N,52G) (53G,32G,42G) (37N,32G) (30N,29G) (43N,25G) (50G) (45N,45G) (40G) (52N,38N,30G,34G) (50B,35N,43N,44N) (37G,28G) (34G, 45G,42G) (26G) (23N) (33G,26G,26G,33G)					
						2-Pt. Conversions: Chargers 0-0, Opponents 0-0					
						Sacks: Chargers 60.0, Opponents 32.0					
						Passing	Att.	Comp.	Yds.	Comp.%	Yds./Att.
						Fouts	589	348	4715	.591	8.01
						Luther	3	2	26	.667	8.67
						Thomas	2	0	0	.000	0.00
						Chargers	594	350	4741	.589	7.98
						Opponents	519	300	3324	.578	6.40
						TD	TD%	Int.	Int.%	Long	Sack/Lost
						30	.051	24	.041	65	32/210
						0	.000	1	.333	13	0/0
						0	.000	1	.500	0	0/0
						30	.051	26	.044	65	32/210
						18	.035	20	.039	61	60/475
						Rating					
						84.7					
						54.2					
						0.0					
						83.0					
						72.4					

— 312 —



## GENERAL INFORMATION

(26G,20G,40N,37G)(28G)( ) ( ) (32G,44G)(37G,26G,27G)(19G)						
TD	TD%	Int.	Int.%	Long	Sack/Lost	Rating
24	.063	20	.052	55t	22/130	83.0
2	.023	9	.102	34t	8/43	34.4
0	.000	1	.125	22	2/18	40.1
<b>26</b>	<b>.055</b>	<b>30</b>	<b>.063</b>	<b>55t</b>	<b>32/191</b>	<b>72.5</b>
23	.052	22	.050	22	54/474	70.2



# 1977 FINAL STATISTICS

(7-7 Overall) Third AFC West - Tommy Prothro  
Home (3-4); Away (4-3)

Date	W/L	Score	Opponent	Att.
09/18	L	0-24	at Oakland	51,022
09/25	W	23-7	at Kansas City	56,146
10/02	W	24-3	Cincinnati	40,352
10/09	W	14-0	at New Orleans	53,942
10/16	L	20-24	New England	50,327
10/23	L	16-21	Kansas City	33,010
10/30	W	14-13	at Miami	40,670
11/06	L	0-20	at Detroit	72,559
11/13	L	14-17	Denver	45,211
11/20	W	12-7	Oakland	50,887
11/27	W	30-28	at Seattle	58,994
12/04	W	37-14	Cleveland	37,312
12/11	L	9-17	at Denver	74,905
12/18	L	9-10	Pittsburgh	50,727

Team Statistics	Chargers	Opponents
TOTAL FIRST DOWNS	235	228
Rushing	93	102
Passing	121	105
Penalty	21	21
Third Down: Made/Att.	77/194	75/193
Third Down Pct.	.397	.389
Fourth Down: Made/Att.	0/0	0/0
Fourth Down Pct.	.000	.000
TOTAL NET YARDS	4005	3652
Avg. Per Game	286.1	260.9
Total Plays	881	882
Avg. Per Play	4.5	4.1
NET YARDS RUSHING	1761	1927
Avg. Per Game	125.8	137.6
Total Rushes	488	508
NET YARDS PASSING	2244	1725
Avg. Per Game	160.3	123.2
Sacked/Yards Lost	24/198	44/363
Gross Yards	2442	2088
Attempts/Completions	369/206	330/172
Completion Pct.	.558	.521
Had Intercepted	20	21
PUNTS/AVERAGE	73/37.1	76/40.6
NET PUNTING AVG.	31.1	32.4
PENALTIES/YARDS	97/813	87/831
FUMBLES/BALL LOST	29/11	28/10
TOUCHDOWNS	25	26
Rushing	10	11
Passing	11	14
Returns	4	1
TIME OF POSSESSION	30:13	29:47

Score by Quarters	Q1	Q2	Q3	Q4	OT	PTS.
Chargers	70	65	29	58	0	222
Opponents	37	34	52	82	0	205

Scoring	TD	RU	PA	RT	PAT	FG	S	PTS.
Benirschke	0	0	0	0	21/24	17/23	0	72
Joiner	6	0	6	0	0/0	0/0	0	36
Young	4	4	0	0	0/0	0/0	0	24
Dean	2	0	0	2	0/0	0/0	0	12
Dorsey	2	0	2	0	0/0	0/0	0	12
Fuller	2	1	0	1	0/0	0/0	0	12
Harris	2	2	0	0	0/0	0/0	0	12
C. Williams	2	2	0	0	0/0	0/0	0	12
D. Woods	2	1	1	0	0/0	0/0	0	12
Bauer	1	0	1	0	0/0	0/0	0	6
Jones	1	0	0	1	0/0	0/0	0	6
Klein	1	0	1	0	0/0	0/0	0	6
Chargers	25	10	11	4	21/24	17/23	0	222
Opponents	26	11	14	1	25/26	8/13	0	205

2-Pt. Conversions: Chargers 0-0, Opponents 0-0

Sacks: Chargers 44.0, Opponents 24.0

Rushing	No.	Yds.	Avg.	Long	TD
Young	157	543	3.5	15	4
D. Woods	118	405	3.4	29t	1
J. Washington	62	217	3.5	19	0
C. Williams	50	215	4.3	46	2
Matthews	43	193	4.5	22	0
Barnes	24	70	2.9	7	0
Rodgers	3	44	14.7	33	0
Olander	7	30	4.3	17	0
Fouts	6	13	2.2	11	0
Harris	10	13	1.3	12	2
Fuller	1	7	7.0	7t	1
Bauer	4	4	1.0	3	0
Owens	1	3	3.0	3	0
Curran	1	2	2.0	2	0
Munson	1	2	2.0	2	0
Chargers	488	1761	3.6	46	10
Opponents	508	1927	3.8	35	11

Receiving	No.	Yds.	Avg.	Long	TD
Young	48	423	8.8	28	0
Joiner	35	542	15.5	32t	6
J. Washington	31	244	7.9	29	0
Klein	20	244	12.2	41	1
D. Woods	18	218	12.1	78	1
McDonald	13	174	13.4	22	0
Rodgers	12	187	15.6	43	0
Dorsey	10	198	19.8	67t	2
Curran	10	123	12.3	20	0
Matthews	3	41	13.7	23	0
C. Williams	3	20	6.7	9	0
Bauer	1	15	15.0	15t	1
Barnes	1	10	10.0	10	0
West	1	3	3.0	3	0
Chargers	206	2442	11.9	78	11
Opponents	172	2088	12.1	74t	14

Interceptions	No.	Yds.	Avg.	Long	TD
Fuller	5	61	12.2	37	0
Stringert	4	64	16.0	29	0
Duren	4	45	11.3	25	0
M. Williams	3	36	12.0	36	0
Dove	1	32	32.0	32	0
Lowe	1	28	28.0	28	0
Dean	1	22	22.0	22t	1
Jones	1	17	17.0	17t	1
Horn	1	12	12.0	12	0
Chargers	21	317	15.1	37	2
Opponents	20	109	5.5	20	0

Punting	No.	Yds.	Avg.	Net	TB	I-20	Lg.	B
West	72	2707	37.6	31.1	3	10	59	1
Chargers	73	2707	37.1	31.1	3	10	59	1
Opponents	76	3084	40.6	32.4	5	13	65	0

Punt Returns	Ret.	FC	Yds.	Avg.	Lg.	TD
Fuller	28	2	360	12.9	88t	1
Rodgers	15	0	158	10.5	52	0
Dove	1	0	3	3.0	3	0
C. Williams	1	0	0	0.0	0	0
M. Williams	1	0	0	0.0	0	0
P. Shaw	0	1	0	-	0	0
Chargers	46	3	521	11.3	88t	1
Opponents	40	6	378	9.5	37	0

Kickoff Returns	Ret.	Yds.	Avg.	Long	TD
C. Williams	24	481	20.0	32	0
Owens	8	132	16.5	19	0
Rodgers	4	66	16.5	33	0
Joiner	1	8	8.0	8	0
Middleton	1	20	20.0	20	0
D. Woods	1	27	27.0	27	0
Chargers	39	734	18.8	33	0
Opponents	47	952	20.3	40	0

Field Goals	1-19	20-29	30-39	40-49	50+
Benirschke	0/0	5/5	6/9	6/8	0/1
Chargers	0/0	5/5	6/9	6/8	0/1
Opponents	0/0	3/3	4/5	1/4	0/1
Benirschke ( ) (31G,32B) (37N,42G) ( ) ( ) (40G,47G,24G) (46B) (47N) (31B,51N) (22G,46G) (40G,26G,39G) (35G,36G,24G) (46G,32G,27G) (38G)					

Passing	Att.	Comp.	Yds.	Comp.%	Yds./Att.	TD	TD%	Int.	Int.%	Long	Sack/Lost	Rating
Harris	211	109	1240	.517	5.88	5	.024	11	.052	78	12/106	55.8
Fouts	109	69	869	.633	7.97	4	.037	6	.055	67t	10/77	77.4
Munson	31	20	225	.645	7.26	1	.032	1	.032	28	1/11	83.4
Olander	16	7	76	.438	4.75	0	.000	2	.125	15	1/4	18.8
J. Washington	1	1	32	100.0	32.00	1	100.0	0	.000	32t	0/0	158.3
D. Woods	1	0	0	.000	0.00	0	.000	0	.000	0	0/0	39.6
Chargers	369	206	2442	.558	6.62	11	.030	20	.054	78	24/198	63.5
Opponents	330	172	2088	.521	6.33	14	.042	21	.064	74t	44/363	59.5

1976 FINAL STATISTICS												
(6-8 Overall) Third AFC West - Tommy Prothro Home (3-4); Away (3-4)												
Date	W/L	Score	Opponent	Att.								
09/12	W	30-16	at Kansas City	53,133								
09/19	W	23-0	at Tampa Bay	39,558								
09/26	W	43-24	St. Louis	40,212								
10/03	L	0-26	at Denver	63,369								
10/10	L	17-27	Oakland †	50,523								
10/17	W	30-27	Houston	31,565								
10/24	L	17-21	at Cleveland	60,018								
10/31	L	0-23	at Pittsburgh	45,484								
11/07	L	21-37	Baltimore	42,827								
11/14	L	0-17	Denver	32,017								
11/21	W	34-13	at Buffalo	36,539								
11/28	L	20-23	Kansas City	29,272								
12/05	W	13-7 OT	San Francisco	33,539								
12/12	L	0-24	at Oakland	50,102								
Team Statistics												
Chargers					Opponents							
TOTAL FIRST DOWNS					256 259							
Rushing					111 113							
Passing					127 132							
Penalty					18 14							
Third Down: Made/Att.					79/195 91/204							
Third Down Pct.					.405 .446							
Fourth Down: Made/Att.					0/0 0/0							
Fourth Down Pct.					.000 .000							
TOTAL NET YARDS					4456 4676							
Avg. Per Game					318.3 334.0							
Total Plays					907 925							
Avg. Per Play					4.9 5.1							
NET YARDS RUSHING					2040 2048							
Avg. Per Game					145.7 146.3							
Total Rushes					473 516							
NET YARDS PASSING					2416 2628							
Avg. Per Game					172.6 187.7							
Sacked/Yards Lost					46/271 23/194							
Gross Yards					2687 2822							
Attempts/Completions					388/223 386/219							
Completion Pct.					.575 .567							
Had Intercepted					18 20							
PUNTS/AVERAGE					82/38.7 66/41.2							
NET PUNTING AVG.					28.5 31.4							
PENALTIES/YARDS					78/579 92/823							
FUMBLES/BALL LOST					28/13 24/11							
TOUCHDOWNS					32 34							
Rushing					13 10							
Passing					17 21							
Returns					2 3							
TIME OF POSSESSION					30:11 29:49							
Score by Quarters												
Chargers					Opponents							
Q1					Q2							
43					84							
67					40							
71					43							
104					75							
6					248							
0					285							
Scoring												
TD					PAT							
RU					FG							
PA					S							
RT					PTS.							
Joiner					0/0 0/0							
Young					0/0 0/0							
Fritsch					0/0 6/12							
Wersching					0/0 14/16 4/8							
Matthews					4 3 0 1 0/0 0/0							
McDonald					4 0 4 0 0/0 0/0							
D. Woods					4 3 1 0 0/0 0/0							
Scarber					2 1 1 0 0/0 0/0							
Curran					1 0 1 0 0/0 0/0							
Garrison					1 0 1 0 0/0 0/0							
Hayes					1 0 0 1 0/0 0/0							
Owens					1 0 0 0 0/0 0/0							
Fuller					0 0 0 0 0/0 0/0							
Chargers					32 13 17 2 25/30 10/20 0 248							
Opponents					34 10 21 3 30/34 17/34 0 285							
2-Pt. Conversions: Chargers 0-0, Opponents 0-0												
Sacks: Chargers 23.0, Opponents 46.0												
Rushing												
No.												
Yds.												
Avg.												
Long												
TD												
Young												
D. Woods												
Morris												
Scarber												
Matthews												
Fouts												
Longley												
Curran												
Hoopes TM												
Jeffrey												
West												
Dorsey												
Chargers												
Opponents												
Receiving												
No.												
Yds.												
Avg.												
Long												
TD												
Joiner												
Young												
D. Woods												
Curran												
Scarber												
Matthews												
McDonald												
Dorsey												
Morris												
Owens												
Garrison												
Bradley												
Chargers												
Opponents												
Interceptions												
No.												
Yds.												
Avg.												
Long												
TD												
Goode												
Williams												
Graham												
Hayes												
Stringert												
Jones												
Lowe												
Horn												
Fuller												
Chargers												
Opponents												
Punting												
No.												
Yds.												
Avg.												
Net												
TB												
I-20												
Lg.												
B												
Hoopes TM												
West												
Chargers												
Opponents												
Punt Returns												
Ret.												
FC												
Yds.												
Avg.												
Lg.												
TD												
Fuller												
Bell												
Williams												
Chargers												
Opponents												
Kickoff Returns												
Ret.												
Yds.												
Avg.												
Long												
TD												
Owens												
Fuller												
Perretta												
Bell												
Horn												
Matthews												
Middleton												
Preston												
Chargers												
Opponents												
Field Goals												
1-19												
20-29												
30-39												
40-49												
50+												
Fritsch												
Wersching												
Chargers												
Opponents												
Fritsch (32B,37G) (48G,48G,47N,45N,24N,22G) (39G,46N) (38N) (45G) ( ) (												

# 1975 FINAL STATISTICS

(2-12 Overall) Fourth AFC West - Tommy Prothro  
Home (1-6); Away (1-6)

Date	W/L	Score	Opponent	Att.
09/21	L	0-37	Pittsburgh	35,853
09/28	L	17-33	at Houston	33,765
10/05	L	0-6	Oakland	31,095
10/12	L	10-13 OT	Los Angeles	37,382
10/19	L	10-12	Kansas City	26,469
10/26	L	0-25	at Oakland	42,796
11/01	L	24-35	at New York Giants	52,032
11/09	L	19-33	New England	24,349
11/16	L	17-27	Denver	26,048
11/23	L	13-28	at Minnesota	43,737
11/30	L	10-13 OT	at Denver	44,982
12/07	W	28-20	at Kansas City	46,888
12/15	W	24-16	New York Jets	49,706
12/21	L	17-47	at Cincinnati	46,474

Team Statistics	Chargers	Opponents
TOTAL FIRST DOWNS	198	312
Rushing	98	154
Passing	89	139
Penalty	11	19
Third Down: Made/Att.	54/188	110/217
Third Down Pct.	.287	.507
Fourth Down: Made/Att.	0/1	0/1
Fourth Down Pct.	.000	.000
TOTAL NET YARDS	3411	4952
Avg. Per Game	243.6	353.7
Total Plays	821	1022
Avg. Per Play	4.2	4.8
NET YARDS RUSHING	1801	2442
Avg. Per Game	128.6	174.4
Total Rushes	434	606
NET YARDS PASSING	1610	2510
Avg. Per Game	115.0	179.3
Sacked/Yards Lost	50/388	26/209
Gross Yards	1998	2719
Attempts/Completions	337/165	390/237
Completion Pct.	.490	.608
Had Intercepted	17	20
PUNTS/AVERAGE	79/36.8	56/39.8
NET PUNTING AVG.	31.1	30.4
PENALTIES/YARDS	84/705	81/686
FUMBLES/BALL LOST	32/12	34/14
TOUCHDOWNS	22	40
Rushing	14	21
Passing	7	16
Returns	1	3
TIME OF POSSESSION	34:24	25:36

Score by Quarters	Q1	Q2	Q3	Q4	OT	PTS.
Chargers	37	54	55	43	0	189
Opponents	90	102	69	78	6	345

Scoring	TD	RU	PA	RT	PAT	FG	S	PTS.
Wersching	0	0	0	0	20/21	12/24	0	56
Young	6	5	1	0	0/0	0/0	0	36
Matthews	3	3	0	0	0/0	0/0	0	18
McDonald	3	0	3	0	0/0	0/0	0	18
Fouts	2	2	0	0	0/0	0/0	0	12
Garrison	2	0	2	0	0/0	0/0	0	12
Scarber	2	1	1	0	0/0	0/0	0	12
D. Woods	2	2	0	0	0/0	0/0	0	12
T. Baker	1	1	0	0	0/0	0/0	0	6
Fuller	1	0	0	1	0/0	0/0	0	6
Curran	0	0	0	0	0/0	0/0	0	1
Chargers	22	14	7	1	20/21	12/24	0	189
Opponents	40	21	16	3	35/39	22/34	2	345

2-Pt. Conversions: Chargers 0-0, Opponents 0-0

Sacks: Chargers 26.0, Opponents 50.0

Rushing	No.	Yds.	Avg.	Long	TD
Young	138	577	4.2	48t	5
D. Woods	87	317	3.6	17	2
Matthews	71	254	3.6	24	3
Fouts	23	170	7.4	32	2
T. Baker	42	131	3.1	18	1
Bonner	28	120	4.3	12	0
Douglass TM	10	42	4.2	9	0
Scarber	15	68	4.5	18	1
Freitas	11	56	5.1	17	0
Garrison	3	30	10.0	20	0
Curran	3	21	7.0	12	0
Carter TM	2	11	5.5	9	0
Atkins	1	4	4.0	4	0
Chargers	434	1801	4.1	48t	14
Opponents	606	2442	4.0	46t	21

Receiving	No.	Yds.	Avg.	Long	TD
Curran	45	619	13.8	39	0
Garrison	27	438	16.2	40	2
Young	21	166	7.9	16	1
McDonald	19	298	15.7	57	3
D. Woods	13	101	7.8	22	0
Scarber	12	68	5.7	12	1
Matthews	9	59	6.6	22	0
Sweet	8	147	18.4	52	0
T. Baker	6	27	4.5	7	0
Briscoe TM	2	25	12.5	14	0
Bonner	2	8	4.0	5	0
Bradley	1	42	42.0	42	0
Chargers	165	1998	12.1	57	7
Opponents	237	2719	11.5	60t	16

Interceptions	No.	Yds.	Avg.	Long	TD
Fletcher	6	100	16.7	45	0
M. Williams	4	67	16.8	40	0
Colbert	2	10	5.0	10	0
Graham	2	5	2.5	4	0
Goode	1	37	37.0	37	0
Mahalic	1	3	3.0	3	0
Fuller	1	1	1.0	1	0
Beauchamp TM	1	0	0.0	0	0
Rice	1	0	0.0	0	0
S. Williams	1	0	0.0	0	0
Chargers	20	223	11.2	45	0
Opponents	17	371	21.8	81	1

Punting	No.	Yds.	Avg.	Net	TB	I-20	Lg.	B
Partee	79	2910	36.8	31.1	4	0	56	1
Chargers	79	2910	36.8	31.1	4	0	56	1
Opponents	56	2227	39.8	30.4	4	0	64	0

Punt Returns	Ret.	FC	Yds.	Avg.	Lg.	TD
Fuller	36	0	410	11.4	52	1
Colbert	2	0	32	16.0	23	0
Chargers	38	0	442	11.6	52	1
Opponents	48	9	373	7.8	32	0

Kickoff Returns	Ret.	Yds.	Avg.	Long	TD
Fuller	31	725	23.4	34	0
Young	15	323	21.5	34	0
Smith	8	222	27.8	41	0
Andrews	6	93	15.5	27	0
Colbert	5	91	18.2	26	0
Curran	3	28	9.3	15	0
Markovich	1	0	0.0	0	0
Chargers	69	1482	21.5	41	0
Opponents	40	1101	27.5	64	0

Field Goals	1-19	20-29	30-39	40-49	50+
Wersching	0/0	4/4	5/9	3/9	0/2
Chargers	0/0	4/4	5/9	3/9	0/2
Opponents	2/2	12/14	6/6	2/11	0/1
Wersching ( ) (53N, 29G)	( ) (38N, 42N, 36G)	(36N, 49N, 36G)	(34N)	(26G)	(41G, 49N, 30G, 25G, 37G)
(22G)	(47N)	(34G)	(30N)	(46N, 49N, 45G)	(52N, 43G)

Passing	Att.	Comp.	Yds.	Comp.%	Yds./Att.	TD	TD%	Int.	Int.%	Long	Sack/Lost	Rating
Fouts	195	106	1396	.544	7.16	2	.020	10	.051	57	25/197	59.3
Freitas	110	49	525	.445	4.77	5	.045	5	.045	42	20/138	55.3
Douglass TM	27	7	53	.259	1.96	0	.000	1	.037	22	4/43	34.2
Carter TM	5	3	24	.600	4.80	0	.000	1	.200	11	1/10	32.5
Chargers	337	165	1998	.490	5.93	7	.021	17	.050	57	50/368	53.5
Opponents	390	237	2719	.608	6.97	16	.041	20	.051	60t	26/209	74.1



## COMMUNITY

## FRONT OFFICE

## VETERANS

## DRAFT PICKS & FREE AGENTS

2019 IN  
REVIEW1973  
STATISTICS

## GENERAL INFORMATION

Rushing	No.	Yds.	Avg.	Long	TD
Edwards	133	609	4.6	50	1
Garrett	114	467	4.1	68	0
Holmes	78	289	3.7	24	7
C. Jones	55	170	3.1	38	1
Clark	13	86	6.6	16	0
Holliday	6	70	11.7	22	0
Thomas	22	48	2.2	12	0
LeVias	2	33	16.5	22	0
Fouts	7	32	4.6	16	0
Norman	1	10	10.0	10	0
<b>Chargers</b>	<b>431</b>	<b>1814</b>	<b>4.2</b>	<b>68</b>	<b>9</b>
Opoones	559	2264	4.1	47	23

Receiving	No.	Yds.	Avg.	Long	TD
LeVias	30	536	17.9	69t	3
Edwards	25	164	6.6	28	0
Holmes	19	151	7.9	30	0
Garrett	15	124	8.3	30	1
Garrison	14	292	20.9	51	2
Holliday	14	182	13.0	36	0
Norman	13	200	15.4	24	0
C. Jones	7	125	17.9	37	0
Thaxton	7	119	17.0	31	2
Williams TM	7	118	16.9	30	0
Thomas	7	51	7.3	37	1
McGee	3	67	22.3	50	0
<b>Chargers</b>	<b>161</b>	<b>2129</b>	<b>13.2</b>	<b>69t</b>	<b>9</b>
Opponents	177	2473	14.0	78t	18

Interceptions	No.	Yds.	Avg.	Long	TD
Howard	5	25	5.0	25	0
Stratton	3	46	15.3	23	0
Bacon	1	80	80.0	80	1
Salter	1	20	20.0	20	0
Gersbach	1	9	9.0	9	0
Rossovich	1	9	9.0	9	0
Rice TM	1	8	8.0	8	0
Smith	1	4	4.0	4	0
Rogers	1	3	3.0	3	0
Redman	1	1	1.0	1	0
<b>Changers</b>	<b>16</b>	<b>205</b>	<b>12.8</b>	<b>80t</b>	<b>1</b>
<b>Opponents</b>	<b>30</b>	<b>532</b>	<b>17.7</b>	<b>81</b>	<b>0</b>

<b>Punting</b>	<b>No.</b>	<b>Yds.</b>	<b>Avg.</b>	<b>Net</b>	<b>TB</b>	<b>I-20</b>	<b>Lg.</b>	<b>E</b>
Pardee	72	2958	41.1	35.8	6	0	62	3
<b>Chargers</b>	<b>72</b>	<b>2958</b>	<b>41.1</b>	<b>35.8</b>	<b>6</b>	<b>0</b>	<b>62</b>	<b>3</b>
Opponents	60	2586	43.1	35.3	3	0	63	0

Punt Returns	Ret.	FC	Yds.	Avg.	Lg.	TD
Smith	27	5	352	13.0	84t	2
McGee	6	4	56	9.3	28	0
<b>Chargers</b>	<b>33</b>	<b>9</b>	<b>408</b>	<b>12.4</b>	<b>84t</b>	<b>2</b>
Opponents	35	10	257	7.3	29	0

Kickoff Returns	Ret.	Yds.	Avg.	Long	TD
Smith	36	947	26.3	70	0
McGee	20	423	21.2	50	0
C. Jones	10	217	21.7	40	0
Douglas	1	0	0.0	0	0
East	1	8	8.0	8	0
Rogers	1	4	4.0	4	0
Wenzel	1	0	0.0	0	0
Holliday	0	2	—	2	0
<b>Chargers</b>	<b>70</b>	<b>1597</b>	<b>22.8</b>	<b>70</b>	<b>0</b>
Opponents	35	862	24.6	92†	1

Field Goals	1-19	20-29	30-39	40-49	50+
Wersching	4/4	5/6	2/5	0/8	0/2
Partee	1/1	0/1	0/0	0/0	0/0
<b>Chargers</b>	<b>5/5</b>	<b>5/7</b>	<b>2/5</b>	<b>0/8</b>	<b>0/2</b>
Opponents	7/7	4/6	7/10	4/15	0/0

[illegible]

Date	W/L	Score	Opponent	Att.
09/16	L	0-38	at Washington	53,589
09/23	W	34-7	Buffalo	47,588
09/30	L	13-20	Cincinnati	46,733
10/07	L	21-38	at Pittsburgh	48,795
10/14	L	17-27	Oakland	50,672
10/21	L	0-41	Atlanta	41,527
10/28	T	16-16	at Cleveland	68,244
11/04	L	0-19	Kansas City	50,234
11/11	L	19-30	at Denver	51,034
11/18	W	17-14	New Orleans	34,848
11/25	L	12-15	at Houston	40,195
12/02	L	14-30	at New England	58,150
12/09	L	28-42	Denver	44,954
12/16	L	6-33	at Kansas City	43,755

Team Statistics	Chargers	Opponents
TOTAL FIRST DOWNS	198	267
Rushing	88	125
Passing	93	124
Penalty	17	18
Third Down: Made/Att.	63/184	84/184
Third Down Pct.	.342	.457
Fourth Down: Made/Att.	0/2	3/3
Fourth Down Pct.	.000	100.0
TOTAL NET YARDS	3622	4518
Avg. Per Game	258.7	322.7
Total Plays	831	926
Avg. Per Play	4.4	4.9
NET YARDS RUSHING	1814	2264
Avg. Per Game	129.6	161.7
Total Rushes	431	559
NET YARDS PASSING	1808	2254
Avg. Per Game	129.1	161.0
Sacked/Yards Lost	37/321	26/219
Gross Yards	2129	2473
Attempts/Completions	363/161	341/177
Completion Pct.	.444	.519
Had Intercepted	30	16
PUNTS/AVERAGE	72/41.1	60/43.1
NET PUNTING AVG.	35.8	35.3
PENALTIES/YARDS	74/628	68/579
FUMBLES/BALL LOST	41/21	31/18
TOUCHDOWNS	22	46
Rushing	9	23
Passing	9	18
Returns	4	5
TIME OF POSSESSION	23:34	36:26

Score by Quarters	Q1	Q2	Q3	Q4	OT	PTS.
Chargers	29	61	34	64	0	188
Opponents	95	102	93	96	0	386

Scoring	TD	RU	PA	RT	PAT	FG	S	PTS.
Werschling	0	0	0	0	13/15	11/25	0	46
Holmes	7	7	0	0	0/0	0/0	0	42
LeVias	3	0	3	0	0/0	0/0	0	18
Garrison	2	0	2	0	0/0	0/0	0	12
Smith	2	0	0	2	0/0	0/0	0	12
Thaxton	2	0	2	0	0/0	0/0	0	12
Partee	0	0	0	0	6/6	1/2	0	9
Bacon	1	0	0	1	0/0	0/0	0	6
Edwards	1	1	0	0	0/0	0/0	0	6
Garrett	1	0	1	0	0/0	0/0	0	6
C. Jones	1	1	0	0	0/0	0/0	0	6
Rice TM	1	1	0	1	0/0	0/0	0	6
Thomas	1	0	1	0	0/0	0/0	0	6
Holliday	0	0	0	0	0/0	0/0	0	1
<b>Chargers</b>	<b>22</b>	<b>9</b>	<b>9</b>	<b>4</b>	<b>19/21</b>	<b>12/27</b>	<b>0</b>	<b>188</b>
Opponents	46	23	18	5	42/45	22/38	1	386

**2-Pt. Conversions: Chargers 0-0, Opponents 0-0**

**Sacks: Chargers 26.0, Opponents 37.0**

Passing	Att.	Comp.	Yds.	Comp. %	Yds./Att.	TD	DP1	Int.	Int. %	Long	Sack/Lost	Rating
Fouts	194	87	1126	.448	5.80	6	.031	13	.067	69t	14/129	46.0
Clark	90	40	532	.444	5.91	0	.000	9	.100	54	9/96	24.2
Units	76	34	471	.447	6.20	3	.039	7	.092	51	14/96	40.0
Holliday	2	0	0	.000	0.00	0	.000	1	.500	0	0/0	0.0
Garrett	1	0	0	.000	0.00	0	.000	0	.000	0	0/0	39.6
<b>Chargers</b>	<b>363</b>	<b>161</b>	<b>2129</b>	<b>.444</b>	<b>5.87</b>	<b>9</b>	<b>.025</b>	<b>30</b>	<b>.083</b>	<b>69t</b>	<b>37/321</b>	<b>37.3</b>
Opponents	341	177	2473	.519	7.25	18	.053	16	.047	78t	26/219	73.6





# 1971 FINAL STATISTICS

(6-8 Overall) Third AFC West - Sid Gillman (4-6); Harland Svare (2-2)  
Home (6-1); Away (0-7)

Date	W/L	Score	Opponent	Att.
09/19	W	21-14	Kansas City	54,061
09/26	L	0-34	Oakland	54,084
10/03	L	17-21	at Pittsburgh	44,339
10/10	L	10-31	at Kansas City	50,514
10/17	L	16-20	at Denver	51,200
10/23	W	20-3	Buffalo	49,261
10/31	W	49-21	New York Jets	44,786
11/07	L	17-35	at New York Giants	62,905
11/15	W	20-17	St. Louis	46,486
11/21	L	33-34	at Oakland	54,681
11/28	L	0-31	at Cincinnati	59,580
12/05	W	30-14	Minnesota	54,505
12/12	W	45-17	Denver	44,347
12/19	L	33-49	at Houston	35,959

## Team Statistics

	Chargers	Opponents
TOTAL FIRST DOWNS	264	272
Rushing	86	143
Passing	147	114
Penalty	31	15
Third Down: Made/Att.	74/173	73/170
Third Down Pct.	.428	.429
Fourth Down: Made/Att.	1/1	1/1
Fourth Down Pct.	100.0	100.0
TOTAL NET YARDS	4738	4558
Avg. Per Game	338.4	325.6
Total Plays	859	859
Avg. Per Play	5.5	5.3
NET YARDS RUSHING	1604	2296
Avg. Per Game	114.6	164.0
Total Rushes	390	493
NET YARDS PASSING	3134	2262
Avg. Per Game	223.9	161.6
Sacked/Yards Lost	19/171	19/177
Gross Yards	3305	2439
Attempts/Completions	450/244	347/193
Completion Pct.	.542	.556
Had Intercepted	28	22
PUNTS/AVERAGE	55/43.5	67/43.7
NET PUNTING AVG.	40.6	39.0
PENALTIES/YARDS	81/895	84/887
FUMBLES/BALL LOST	30/15	27/10
TOUCHDOWNS	37	44
Rushing	11	25
Passing	23	15
Returns	3	4
TIME OF POSSESSION	30:00	25:43

## Score by Quarters

	Q1	Q2	Q3	Q4	OT	PTS.
Chargers	40	94	73	104	0	311
Opponents	62	95	94	90	0	341

Scoring	TD	RU	PA	RT	PAT	FG	S	PTS.
Partee	0	0	0	0	36/37	17/29	0	87
Garrett	0	4	3	0	0/0	0/0	0	42
Queen	7	4	3	0	0/0	0/0	0	42
Garrison	6	0	6	0	0/0	0/0	0	36
Parks	4	0	4	0	0/0	0/0	0	24
Montgomery	3	1	2	0	0/0	0/0	0	18
Gillette	2	0	2	0	0/0	0/0	0	12
Babich	1	0	0	1	0/0	0/0	0	6
Barnes	1	0	0	1	0/0	0/0	0	6
Burns	1	1	0	0	0/0	0/0	0	6
Dicus	1	0	1	0	0/0	0/0	0	6
Fletcher	1	0	0	1	0/0	0/0	0	6
Hadl	1	1	0	0	0/0	0/0	0	6
LeVias	1	0	1	0	0/0	0/0	0	6
Norman	1	0	1	0	0/0	0/0	0	6
White	0	0	0	0	0/0	0/0	1	2
Chargers	37	11	23	3	36/37	17/29	1	311
Opponents	44	25	15	4	43/43	11/24	0	341

2-Pt. Conversions: Chargers 0-0, Opponents 0-0

Sacks: Chargers 19.0, Opponents 19.0

Passing	Att.	Comp.	Yds.	Comp. %	Yds./Att.	TD	TD%	Int.	Int. %	Long	Sack/Lost	Rating
Hadl	431	233	3075	.541	7.13	21	.049	25	.058	771	16/145	68.9
Domres	12	7	97	.583	8.08	1	.083	3	.250	251	3/26	72.6
Montgomery	6	3	80	.555	13.33	1	.167	0	.000	33	0/0	135.4
Garrett	1	1	53	100.0	53.00	0	.000	0	.000	53	0/0	118.8
Chargers	450	244	3305	.542	7.34	23	.051	28	.062	771	19/171	69.0
Opponents	347	193	2439	.556	7.03	15	.043	22	.063	621	19/177	65.7

Rushing	No.	Yds.	Avg.	Long	TD
Garrett	140	591	4.2	36	4
Queen	95	318	3.3	41	4
Montgomery	60	226	3.8	26	1
Burns	61	223	3.7	25	1
Parks	5	77	15.4	54	0
Hadl	18	75	4.2	37	1
LeVias	4	73	18.3	38	0
Ray	2	15	7.5	8	0
Partee	1	7	7.0	7	0
Norman	1	1	1.0	1	0
Domres	1	0	0.0	0	0
Garrison	1	0	0.0	0	0
Dicus	1	-2	-2.0	-2	0
Chargers	390	1604	4.1	54	11
Opponents	493	2296	4.7	37	25

Receiving	No.	Yds.	Avg.	Long	TD
Garrison	42	889	21.2	771	6
Parks	41	609	14.9	561	4
Garrett	41	283	6.9	40	3
Montgomery	28	361	12.9	391	2
Norman	27	358	13.3	30	1
Queen	23	270	11.7	54	3
LeVias	21	265	12.6	371	1
Gillette	10	147	14.7	251	2
Dicus	6	89	14.8	29	1
Burns	3	22	7.3	10	0
Strozier	1	6	6.0	6	0
Tanner	1	6	6.0	6	0
Chargers	244	3305	13.5	771	23
Opponents	193	2439	12.6	621	15

Interceptions	No.	Yds.	Avg.	Long	TD
Salter	6	48	8.0	44	0
Beauchamp	4	47	23.8	52	0
Howard	4	47	11.8	29	0
Fletcher	3	63	21.0	341	0
Barnes	2	57	28.5	361	1
Hill	2	7	3.5	7	0
Redman	1	0	0.0	0	0
Chargers	22	317	14.4	52	2
Opponents	28	339	12.1	351	4

Punting	No.	Yds.	Avg.	Net	TB	I-20	Lg.	B
Partee	55	2392	43.5	40.6	6	0	73	0
Chargers	55	2392	43.5	40.6	6	0	73	0
Opponents	67	2931	43.7	39.0	5	0	62	0

Punt Returns	Ret.	FC	Yds.	Avg.	Lg.	TD
LeVias	22	8	145	6.6	19	0
Fletcher	12	5	68	5.7	18	0
Garrett	3	0	2	0.7	4	0
Chargers	37	13	215	5.8	19	0
Opponents	20	17	40	2.0	12	0

Kickoff Returns	Ret.	Yds.	Avg.	Long	TD
LeVias	24	559	23.3	71	0
Fletcher	11	217	19.7	25	0
Salter	8	172	21.5	29	0
Burns	2	19	9.5	15	0
Rogers	1	20	20.0	20	0
Sweeney	1	13	13.0	13	0
Thomas	1	0	0.0	0	0
Wilkinson	1	0	0.0	0	0
Chargers	49	1000	20.4	71	0
Opponents	55	1245	22.6	63	0

Field Goals	1-19	20-29	30-39	40-49	50+
Partee	5/5	6/6	1/3	4/12	1/3
Chargers	5/5	6/6	1/3	4/12	1/3
Opponents	3/3	1/5	3/6	4/9	0/1

Partee (48N,48M) (37N,51N,48N) (21G) (43G) (43N,41G,20G,35G) (9G,10G) (1) (28G) (42N,25G,45G) (14G) (51N) (33N,48N,12G,43G,22G) (43N,9G) (42B,50G,20G)

COMMUNITY

FRONT OFFICE

VETERANS

DRAFT PICKS  
& FREE AGENTS

2019 IN  
REVIEW

1971  
STATISTICS

GENERAL  
INFORMATION

GENERAL INFORMATION

1970 STATISTICS

2019 IN REVIEW

DRAFT PICKS & FREE AGENTS

VETERANS

FRONT OFFICE

COMMUNITY

1970 FINAL STATISTICS

[5-6-3 Overall] Third AFC West - Charlie Waller  
Home (2-3-2); Away (3-3-1)

Date	W/L	Score	Opponent	Att.
09/20	L	14-16	Baltimore	47,782
09/27	T	27-27	Oakland	42,109
10/04	L	10-37	at Los Angeles	69,564
10/12	L	20-22	Green Bay	53,064
10/18	W	20-7	at Chicago	45,278
10/25	T	31-31	Houston	41,427
11/01	W	27-10	at Cleveland	80,047
11/08	W	24-21	Denver	48,327
11/15	W	16-14	at Boston	30,597
11/22	L	17-20	at Oakland	54,594
11/29	L	14-26	at Kansas City	50,315
12/06	L	14-17	Cincinnati	41,461
12/13	T	17-17	at Denver	50,959
12/20	W	31-13	Kansas City	41,379

Team Statistics

Chargers

Opponents

TOTAL FIRST DOWNS

231 245

Rushing

83 106

Passing

119 117

Penalty

29 22

Third Down: Made/Att.

67/173 69/179

Third Down Pct.

.387 .385

Fourth Down: Made/Att.

4/9 3/5

Fourth Down Pct.

.444 .600

TOTAL NET YARDS

3953 4182

Avg. Per Game

282.4 298.7

Total Plays

839 872

Avg. Per Play

4.7 4.8

NET YARDS RUSHING

1450 1967

Avg. Per Game

103.6 140.5

Total Rushes

395 480

NET YARDS PASSING

2503 2215

Avg. Per Game

178.8 158.2

Sacked/Yards Lost

57/433 27/207

Gross Yards

2936 2422

Attempts/Completions

387/192 365/207

Completion Pct.

.496 .567

Had Intercepted

19 9

PUNTS/AVERAGE

74/42.8 64/44.1

NET PUNTING AVG.

37.5 39.5

PENALTIES/YARDS

79/852 89/998

FUMBLES/BALL LOST

19/6 21/15

TOUCHDOWNS

35 30

Rushing

9 15

Passing

24 13

Returns

2 2

TIME OF POSSESSION

17:09 38:34

Score by Quarters

Chargers

Opponents

Q1

Q2

Q3

Q4

OT

PTS.

36

65

68

63

0

282

111

65

63

0

278

Scoring

TD

RU

PA

RT

PAT

FG

S

PTS.

Garrison

12

0

12

0

0/0

0/0

0

72

Mercer

0

0

0

0

34/35

12/19

0

70

Frazier

8

1

6

1

0/0

0/0

0

48

Alworth

4

0

4

 0 | 0/0 | 0/0 | 0 | 24 |

R. Smith

3

3

 0 | 0 | 0/0 | 0/0 | 0 | 18 |

Garrett TM

2

 1 | 1 | 0 | 0/0 | 0/0 | 0 | 12 |

Queen

2

 1 | 1 | 0 | 0/0 | 0/0 | 0 | 12 |

Detwiler

1

 0 | 0 | 1 | 0/0 | 0/0 | 0 | 6 |

Hadl

1

 1 | 0 | 0 | 0/0 | 0/0 | 0 | 6 |

Hubbert

1

 1 | 0 | 0 | 0/0 | 0/0 | 0 | 6 |

Post

1

 1 | 0 | 0 | 0/0 | 0/0 | 0 | 6 |

J. Owens

0

 0 | 0 | 0 | 0/0 | 0/0 | 1 | 2 |

Chargers

35

9

24

2

34/35

12/19

1

282

Opponents

30

15

13

2

29/30

23/40

0

278

2-Pt. Conversions: Chargers 0-0, Opponents 0-0

Sacks: Chargers 27.0, Opponents 57.0

Passing

Att.

Comp.

Yds.

Comp.%

Yds./Att.

TD

TD%

Int.

Int.%

Long

Sack/Lost

Rating

Hadl

327

162

2388

.495

7.30

22

.067

15

.046

67

42/327

77.1

Domres

55

28

491

.509

8.93

2

.036

4

.073

80t

13/93

63.5

Foster

3

1

9

.333

3.00

0

.000

0

.000

9

1/8

42.4

Clark

2

1

48

.500

24.00

0

.000

0

.000

48

0/0

95.8

Garrett TM

0

0

0

-

-

0

-

0

-

1/5

-

-

Chargers

387

192

2936

.496

7.59

24

.062

19

.049

80t

57/433

75.3

Opponents

365

207

2422

.567

6.64

13

.036

9

.025

61t

27/207

78.6

Rushing

No.

Yds.

Avg.

Long

TD

Queen

77

261

3.4

18

1

Post

74

225

3.0

18

1

Garrett TM

46

146

3.2

22

1

Hadl

28

188

6.7

34

1

Hubbert

49

175

3.6

11

1

R. Smith

52

163

3.1

21

3

Frazier

5

120

24.0

70

1

Foster

32

84

2.6

15

0

D. Smith

14

42

3.0

15

0

Domres

14

39

2.8

7

0

Garrison

4

7

1.7

10

0

Chargers

395

1450

3.7

70

9

Opponents

480

1967

4.1

42

15

Receiving

No.

Yds.

Avg.

Long

TD

Garrison

44

1006

22.9

67

12

Frazier

38

497

13.1

51

6

Alworth

35

608

17.4

80t

4

Queen

20

236

11.8

65t

1

Garrett TM

10

127

12.7

44t

1

Post

13

113

8.7

30

0

Foster

10

92

9.2

48

0

Hubbert

7

44

6.3

11

0

R. Smith

5

44

8.8

11

0

D. Smith

4

65

16.3

42

0

Eber

2

43

21.5

31

0

Strozier

2

40

20.0

28

0

Gillette

2

21

10.5

12

0

Chargers

192

2936

15.3

80t

24

Opponents

207

2422

11.7

61t

13

Interceptions

No.

Yds.

Avg.

Long

TD

Barnes

3

22

7.3

15

0

Howard

2

19

9.5

19

0

Tolbert

2

19

9.5

19

0

Beauchamp

1

25

25.0

25

0

DeLong

1

5

5.0

5

0

Chargers

9

90

10.0

25

0

Opponents

19

235

12.4

25

0

Punting

No.

Yds.

Avg.

Net

TB

I-20

Lg.

B

Partee

65

2852

43.9

38.7

4

0

62

1

Mercer

8

283

35.4

28.6

0

0

42

0

Hadl

1

30

30.0

30.0

0

0

30

0

Chargers

74

3165

42.8

37.5

4

0

62

1

Opponents

64

2822

44.1

39.5

6

0

61

0

Punt Returns

Ret.

FC

Yds.

Avg.

Lg.

TD

Fletcher

16

2

137

8.6

17

0

R. Smith

9

8

31

3.4

13

0

Duncan

5

4

10

2.0

8

0

Detwiler

1

1

5

-5.0

-5

0

Chargers

31

15

173

5.6

17

0

Opponents

34

20

312

9.2

79t

1

Kickoff Returns

Ret.

Yds.

Avg.

Long

TD

Duncan

19

410

21.6

41

0

Fletcher

17

382

22.5

30

0

Beauchamp

1

0

0.0

0

0

Hill

1

0

0.0

0

0

Moss TM

1

0

0.0

0

0

T. Owens

1

0

0.0

0

0

Queen

1

12

12.0

12

0

R. Smith

1

9

9.0

9

0

Chargers

42

813

19.4

41

0

Opponents

52

1153

22.2

52

0

Field Goals

1-19

20-29

30-39

40-49

50+

Mercer

3/3

1/3

5/5

3/8

0/0

Chargers

3/3

1/3

5/5

3/8

0/0

Opponents

10/12

6/8

4/6

1/12

2/2

Mercer (468) (486,396) (306) (47N,166,396) ( ) (456) (45N,376,126) (386) (45N,23N,25N) (11G) ( ) (47N) (42G) (27G)

— 322 —

# 1969 FINAL STATISTICS

(8-6 Overall) Third AFL West - Sid Gillman (4-5); Charlie Waller (4-1)  
Home (5-2); Away (3-4)

Date	W/L	Score	Opponent	Att.
09/14	L	9-27	Kansas City	47,988
09/21	L	20-34	at Cincinnati	26,243
09/28	W	34-27	New York (AFL)	54,042
10/04	W	21-14	Cincinnati	52,748
10/11	W	21-14	at Miami	34,585
10/19	W	13-10	at Boston	18,346
10/26	L	12-24	Oakland	54,008
11/02	L	0-13	at Denver	45,511
11/09	L	3-27	at Kansas City	51,104
11/16	L	16-21	at Oakland	54,372
11/23	W	45-24	Denver	34,664
11/27	W	21-17	at Houston	40,065
12/07	W	28-18	Boston	33,146
12/14	W	45-6	Buffalo	47,582

## Team Statistics

	Chargers	Opponents
TOTAL FIRST DOWNS	275	232
Rushing	119	71
Passing	131	148
Penalty	25	13
Third Down: Made/Att.	0/0	0/0
Third Down Pct.	.000	.000
Fourth Down: Made/Att.	0/0	0/0
Fourth Down Pct.	.000	.000
TOTAL NET YARDS	4611	4237
Avg. Per Game	329.4	302.6
Total Plays	932	824
Avg. Per Play	4.9	5.1
NET YARDS RUSHING	1985	1442
Avg. Per Game	141.8	103.0
Total Rushes	455	366
NET YARDS PASSING	2626	2795
Avg. Per Game	187.6	199.6
Sacked/Yards Lost	33/301	35/280
Gross Yards	2927	3075
Attempts/Completions	444/208	423/241
Completion Pct.	.468	.570
Had Intercepted	21	31
PUNTS/AVERAGE	71/44.6	76/40.3
NET PUNTING AVG.	38.3	36.0
PENALTIES/YARDS	63/731	71/791
FUMBLES/BALL LOST	27/13	13/6
TOUCHDOWNS	35	34
Rushing	18	11
Passing	13	22
Returns	4	1
TIME OF POSSESSION	30:00	30:00

## Score by Quarters

	Q1	Q2	Q3	Q4	OT	PTS.
Chargers	57	92	71	68	0	288
Opponents	45	84	75	72	0	276

## Scoring

	TD	RU	PA	RT	PAT	FG	S	PTS.
Pardee	0	0	0	0	33/33	15/28	0	78
Garrison	7	0	7	0	0/0	0/0	0	42
Post	6	6	0	0	0/0	0/0	0	36
Alworth	4	0	4	0	0/0	0/0	0	24
Domres	4	4	0	0	0/0	0/0	0	24
Hubbert	4	4	0	0	0/0	0/0	0	24
Graham	2	0	0	2	0/0	0/0	0	12
Hadl	2	2	0	0	0/0	0/0	0	12
Smith	2	2	0	0	0/0	0/0	0	12
Briggs	1	0	0	1	0/0	0/0	0	6
Duncan	1	0	0	1	0/0	0/0	0	6
Eber	1	0	1	0	0/0	0/0	0	6
Foster	1	0	1	0	0/0	0/0	0	6
Chargers	35	18	13	4	33/33	15/28	0	288
Opponents	34	11	22	1	31/33	13/25	0	276

2-Pt. Conversions: Chargers 0-0, Opponents 1-1

Sacks: Chargers 35.0, Opponents 33.0

Passing	Att.	Comp.	Yds.	Comp. %	Yds./Att.	TD	TD%	Int.	Int. %	Long	Sack/Lost	Rating
Hadl	324	158	2253	.488	6.95	10	.031	11	.034	76t	18/190	67.8
Domres	112	47	631	.420	5.63	2	.018	10	.089	55	14/101	29.3
Foster	5	2	39	.400	7.80	1	.200	0	.000	30t	0/0	107.5
Post	2	1	4	.500	2.00	0	.000	0	.000	4	0/0	56.3
Hubbert	1	0	0	.000	0.00	0	.000	0	.000	0	0/10	39.6
Mikolajewski	0	0	0	—	—	0	—	0	—	0	1/10	—
Chargers	444	208	2927	.468	6.59	13	.029	21	.047	76t	33/301	58.6
Opponents	423	241	3075	.570	7.27	22	.052	31	.073	80t	35/280	66.7

Rushing	No.	Yds.	Avg.	Long	TD
Post	182	873	4.8	60	6
Hubbert	94	333	3.5	24	4
Foster	64	236	3.7	24	0
Smith	51	211	4.1	16	2
Domres	19	145	7.6	22	4
Hadl	26	109	4.2	17	2
Sayers	14	53	3.8	8	0
Alworth	5	25	5.0	16	0
Chargers	455	1985	4.4	60	18
Opponents	366	1442	3.9	49	11

Receiving	No.	Yds.	Avg.	Long	TD
Alworth	64	1003	15.7	76t	4
Garrison	40	804	20.1	50	7
Post	24	235	9.8	46	0
Frazier	17	205	12.1	50	0
Foster	14	83	5.9	28	1
Hubbert	11	43	3.9	18	0
Queen	10	148	14.8	42	0
Smith	10	144	14.4	55	0
Eber	9	141	15.7	43	1
MacKinnon	7	82	11.7	23	0
Trapp	2	39	19.5	24	0
Chargers	208	2927	14.1	76t	13
Opponents	241	3075	12.8	80t	22

Interceptions	No.	Yds.	Avg.	Long	TD
Hill	7	92	13.1	27	0
Duncan	6	118	19.7	72t	1
Howard	6	50	8.3	19	0
Barnes	5	64	12.8	25	0
Graham	4	112	28.0	65t	2
Bruggers	1	5	5.0	5	0
Redman	1	3	3.0	3	0
Campbell	1	0	0.0	0	0
Chargers	31	444	14.3	72t	3
Opponents	21	265	12.6	43	0

Punting	No.	Yds.	Avg.	Net	TB	I-20	Lg.	B
Pardee	71	3169	44.6	38.3	8	0	62	0
Chargers	71	3169	44.6	38.3	8	0	62	0
Opponents	76	3059	40.3	36.0	1	0	62	0

Punt Returns	Ret.	FC	Yds.	Avg.	Lg.	TD
Duncan	27	7	280	10.4	38	0
Graham	3	24	15	5.0	9	0
Smith	3	0	5	5.0	5	0
Trapp	0	1	0	—	—	0
Chargers	31	32	300	9.7	38	0
Opponents	30	7	291	9.7	45	0

Kickoff Returns	Ret.	Yds.	Avg.	Long	TD
Duncan	21	587	28.0	52	0
Smith	6	138	23.0	27	0
Post	4	74	18.5	27	0
Fetherston	3	0	0.0	0	0
Sayers	2	42	21.0	21	0
Briggs	1	0	0.0	0	0
Foster	1	1	1.0	1	0
Huey	1	0	0.0	0	0
Chargers	39	842	21.6	52	0
Opponents	53	1238	23.4	38	0

Field Goals	1-19	20-29	30-39	40-49	50+
Pardee	4/4	5/8	3/9	2/6	1/1
Chargers	4/4	5/8	3/9	2/6	1/1
Opponents	2/3	3/4	5/7	3/8	0/3

Pardee (50G) (49N,33N,29G,14G) (37N,42G,27G) (34N,27N,43B) (41B) (28N,12G,28G) (35N,25G,46G) ( ) (39N,25G) (30N,18G,31G,14G) (33G) (25B) ( ) (48N,33G)

COMMUNITY

FRONT OFFICE

VETERANS

DRAFT PICKS  
& FREE AGENTS

2019 IN  
REVIEW

1969  
STATISTICS

GENERAL  
INFORMATION

— 324 —

# 1967 FINAL STATISTICS

(8-5-1 Overall) Third AFL West - Sid Gillman  
Home (5-2-1); Away (3-3)

Date	W/L	Score	Opponent	Att.
09/09	W	28-14	Boston	39,337
09/24	W	13-3	Houston	36,032
10/01	W	37-17	at Buffalo	39,310
10/08	T	31-31	Boston	23,620
10/15	W	45-31	Kansas City	45,355
10/22	W	38-21	at Denver	34,465
10/29	L	10-51	at Oakland	53,474
11/12	W	24-0	Miami	34,761
11/19	W	17-16	at Kansas City	46,738
11/23	W	24-20	Denver	34,586
12/03	L	21-41	Oakland	52,661
12/10	L	24-41	at Miami	23,007
12/16	L	17-24	at Houston	19,870
12/24	L	31-42	New York (AFL)	34,580

## Team Statistics

	Chargers	Opponents
TOTAL FIRST DOWNS	259	251
Rushing	88	88
Passing	150	148
Penalty	21	15
Third Down: Made/Att.	0/0	0/0
Third Down Pct.	.000	.000
Fourth Down: Made/Att.	0/0	0/0
Fourth Down Pct.	.000	.000
TOTAL NET YARDS	5125	4705
Avg. Per Game	366.1	336.1
Total Plays	891	936
Avg. Per Play	5.8	5.0
NET YARDS RUSHING	1715	1553
Avg. Per Game	122.5	110.9
Total Rushes	417	441
NET YARDS PASSING	3410	3152
Avg. Per Game	243.6	225.1
Sacked/Yards Lost	11/107	31/303
Gross Yards	3517	3455
Attempts/Completions	463/230	464/230
Completion Pct.	.497	.496
Had Intercepted	24	13
PUNTS/AVERAGE	63/37.5	72/45.2
NET PUNTING AVG.	33.6	36.8
PENALTIES/YARDS	72/817	61/666
FUMBLES/BALL LOST	18/10	22/10
TOUCHDOWNS	45	44
Rushing	14	17
Passing	26	26
Returns	5	1
TIME OF POSSESSION	25:43	34:17

## Score by Quarters

	Q1	Q2	Q3	Q4	OT	PTS.
Chargers	76	116	58	110	0	360
Opponents	87	99	93	73	0	352

## Scoring

	TD	RU	PA	RT	PAT	FG	S	PTS.
Van Raaphorst	0	0	0	0	45/45	15/30	0	90
Frazier	10	0	10	0	0/0	0/0	0	60
Alworth	9	0	9	0	0/0	0/0	0	54
Post	8	7	1	0	0/0	0/0	0	48
Hubbert	4	2	2	0	0/0	0/0	0	24
Duncan	3	0	0	3	0/0	0/0	0	18
Hadl	3	3	0	0	0/0	0/0	0	18
Garrison	2	0	2	0	0/0	0/0	0	12
MacKinnon	2	0	2	0	0/0	0/0	0	12
Appleton	1	0	0	1	0/0	0/0	0	6
Graham	1	0	0	1	0/0	0/0	0	6
Lowe	1	1	0	0	0/0	0/0	0	6
Smith	1	1	0	0	0/0	0/0	0	6
Chargers	45	14	26	5	45/45	15/30	0	360
Opponents	44	17	26	1	44/44	14/27	1	352

2-Pt. Conversions: Chargers 0-0, Opponents 0-0

Sacks: Chargers 31.0, Opponents 11.0

	No.	Yds.	Avg.	Long	TD
Rushing					
Post	161	663	4.1	67t	6
Hubbert	116	643	5.5	80t	2
Smith	37	115	5.2	16	1
Hadl	37	107	2.9	26	3
Foster	28	78	2.1	13	0
Lowe	28	71	2.5	21	1
Allison	10	34	3.4	26	0
Stephenson	2	11	5.5	7	0
Alworth	1	5	5.0	5	0
Garrison	1	1	1.0	1	0
Redman	1	-13	-13.0	-13	0
Chargers	417	1715	4.1	80t	14
Opponents	441	1553	3.5	52	17

	No.	Yds.	Avg.	Long	TD
Receiving					
Frazier	57	922	16.2	72t	10
Alworth	52	1010	19.4	71t	9
Garrison	44	772	17.5	62	2
Post	32	278	8.7	66t	1
Hubbert	19	214	11.3	49	2
Foster	9	46	5.1	11	0
MacKinnon	7	176	25.1	71	2
Newell	7	68	9.7	14	0
Lowe	2	25	12.5	13	0
Smith	1	6	6.0	6	0
Chargers	230	3517	15.3	72t	26
Opponents	230	3455	15.0	75t	26

	No.	Yds.	Avg.	Long	TD
Interceptions					
Beauchamp	3	44	14.7	28	0
Duncan	2	100	50.0	100t	1
Graham	2	76	38.0	68t	1
Redman	2	26	13.0	23	0
Allen	2	2	1.0	2	0
Erickson	1	17	17.0	17	0
Tolbert	1	9	9.0	9	0
Chargers	13	274	21.1	100t	2
Opponents	24	329	13.7	40t	1

	No.	Yds.	Avg.	Net	TB	I-20	Lg.	B
Punting								
Redman	58	2147	37.0	32.9	1	0	56	0
Cordill	3	145	48.3	46.0	0	0	52	0
Hadl	2	70	35.0	35.0	0	0	46	0
Chargers	63	2362	37.5	33.6	1	0	56	0
Opponents	72	3252	45.2	36.8	6	0	72	0

	Ret.	FC	Yds.	Avg.	Lg.	TD
Punt Returns						
Duncan	36	6	434	12.1	50	0
Graham	3	4	46	15.3	42	0
Smith	0	2	0	-	-	0
Chargers	39	12	480	12.3	50	0
Opponents	21	19	224	10.7	78	0

	Ret.	Yds.	Avg.	Long	TD
Kickoff Returns					
Tolbert	18	441	24.5	45	0
Post	15	371	24.7	50	0
Duncan	9	231	25.7	60	0
Lowe	8	145	18.1	29	0
Smith	3	51	17.0	19	0
Erickson	1	0	0.0	0	0
Chargers	54	1239	22.9	60	0
Opponents	63	1506	23.9	82	0

	1-19	20-29	30-39	40-49	50+
Field Goals					
Van Raaphorst	5/8	3/5	4/5	3/11	0/1
Chargers	5/8	3/5	4/5	3/11	0/1
Opponents	5/7	3/8	3/8	2/4	0/2
Van Raaphorst (42N,50N,45N) (14G,42G,38N) (32G,30G,13B,25G) (32G,49N) (15G, 43B,17B,13B) (41N,30G) (49N,29N,40G) (46N,42G) (12G) (24G,45N,22B) ( ) (23G) (18G) (13G)					

Passing	Att.	Comp.	Yds.	Comp. %	Yds./Att.	TD	TD%	Int.	Int. %	Long	Sack/Lost	Rating
Hadl	427	217	3365	.508	7.88	24	.056	22	.052	72t	9/91	74.5
Stephenson	26	11	117	.423	4.50	2	.077	2	.077	21	1/7	49.7
Post	6	1	9	.167	1.50	0	.000	0	.000	9	1/9	39.6
Alworth	1	0	0	.000	0.00	0	.000	0	.000	0	0/0	39.6
Foster	1	0	0	.000	0.00	0	.000	0	.000	0	0/0	39.6
Lowe	1	1	26	100.0	26.00	0	.000	0	.000	26	0/0	118.8
Whitehead	1	0	0	.000	0.00	0	.000	0	.000	0	0/0	39.6
Chargers	463	230	3517	.497	7.60	26	.056	24	.052	72t	11/107	72.3
Opponents	464	230	3455	.496	7.45	26	.056	13	.028	75t	31/303	81.4

# 1966 FINAL STATISTICS

(7-6-1 Overall) Third AFL West - Sid Gillman  
Home (5-2); Away (2-4-1)

Date	W/L	Score	Opponent	Att.
09/04	W	24-7	Buffalo	27,572
09/10	W	24-0	Boston	29,539
09/25	W	29-20	at Oakland	37,183
10/02	W	44-10	Miami	26,444
10/08	L	16-17	at New York (AFL)	63,497
10/16	T	17-17	at Buffalo	45,169
10/23	L	17-35	at Boston	32,371
10/30	W	24-17	Denver	25,819
11/06	L	14-24	at Kansas City	40,986
11/13	L	19-41	Oakland	26,230
11/27	L	17-20	at Denver	24,860
12/04	W	28-22	at Houston	17,569
12/11	W	42-27	New York (AFL)	25,712
12/18	L	17-27	Kansas City	28,548

Team Statistics		Chargers	Opponents
TOTAL FIRST DOWNS		230	260
Rushing		77	127
Passing		137	116
Penalty		16	17
Third Down: Made/Att.		0/0	0/0
Third Down Pct.		.000	.000
Fourth Down: Made/Att.		0/0	0/0
Fourth Down Pct.		.000	.000
TOTAL NET YARDS		4553	4558
Avg. Per Game		325.2	325.6
Total Plays		827	905
Avg. Per Play		5.5	5.0
NET YARDS RUSHING		1537	2403
Avg. Per Game		109.8	171.6
Total Rushes		361	497
NET YARDS PASSING		3016	2155
Avg. Per Game		215.4	153.9
Sacked/Yards Lost		23/331	26/231
Gross Yards		3347	2386
Attempts/Completions		434/224	382/170
Completion Pct.		.516	.445
Had Intercepted		15	27
PUNTS/AVERAGE		66/37.0	52/43.0
NET PUNTING AVG.		34.5	35.3
PENALTIES/YARDS		68/667	60/527
FUMBLES/BALL LOST		17/7	17/8
TOUCHDOWNS		41	33
Rushing		9	19
Passing		29	13
Returns		3	1
TIME OF POSSESSION		30:00	30:00

Score by Quarters	Q1	Q2	Q3	Q4	OT	PTS.
Chargers	57	97	64	117	0	335
Opponents	60	91	50	83	0	284

Scoring	TD	RU	PA	RT	PAT	FG	S	PTS.
Van Raaphorst	0	0	0	0	39/40	16/31	0	87
Alworth	13	0	13	0	0/0	0/0	0	78
MacKinnon	6	0	6	0	0/0	0/0	0	36
Garrison	4	0	4	0	0/0	0/0	0	24
Foster	3	1	2	0	0/0	0/0	0	18
Lincoln	3	1	2	0	0/0	0/0	0	18
Lowe	3	3	0	0	0/0	0/0	0	18
Allison	2	2	0	0	0/0	0/0	0	12
Frazier	2	0	2	0	0/0	0/0	0	12
Hadl	2	2	0	0	0/0	0/0	0	12
Duncan	1	0	0	1	0/0	0/0	0	6
Graham	1	0	0	1	0/0	0/0	0	6
Redman	1	0	0	1	0/0	0/0	0	6
Chargers	41	9	29	3	39/40	16/31	1	335
Opponents	33	19	13	1	31/32	17/31	1	284

2-Pt. Conversions: Chargers 0-0, Opponents 1-1

Sacks: Chargers 26.0, Opponents 32.0

Rushing	No.	Yds.	Avg.	Long	TD
Lowe	146	643	4.4	57	3
Foster	81	352	4.3	37	1
Lincoln	58	214	3.7	23	1
Allison	31	213	6.9	61t	2
Hadl	38	95	2.5	21	2
Redman	2	14	7.0	32	0
Alworth	3	10	3.3	4	0
Tensi	1	-1	-1.0	-1	0
Garrison	1	-3	-3.0	-3	0
Chargers	361	1537	4.3	61t	9
Opponents	497	2403	4.8	64	19

Receiving	No.	Yds.	Avg.	Long	TD
Alworth	73	1383	18.9	78t	13
Garrison	46	642	14.0	36	4
MacKinnon	26	477	18.3	46	6
Foster	26	260	10.0	63t	2
Lincoln	14	264	18.9	67t	2
Allison	12	99	8.3	20	0
Lowe	12	41	3.4	11	0
Frazier	9	144	16.0	30t	2
Norton	4	50	12.5	18	0
Hadl	2	-13	-6.5	4	0
Chargers	224	3347	14.9	78t	29
Opponents	170	2386	14.0	68	13

Interceptions	No.	Yds.	Avg.	Long	TD
Duncan	7	67	9.6	31	0
Graham	5	70	14.0	32t	1
Farr	3	68	22.7	35	0
Matos TM	1	6	6.0	6	0
Whitehead	2	89	44.5	61	0
Beauchamp	2	24	12.0	21	0
Redman	2	7	3.5	7	0
Milks	1	13	13.0	13	0
Allen	1	8	8.0	8	0
Degen	1	7	7.0	7	0
Kindig	1	0	0.0	0	0
Tolbert	1	0	0.0	0	0
Chargers	27	359	13.3	61	1
Opponents	15	278	18.5	41	0

Punting	No.	Yds.	Avg.	Net	TB	I-20	Lg.	B
Redman	66	2442	37.0	34.5	4	0	55	0
Chargers	66	2442	37.0	34.5	4	0	55	0
Opponents	52	2235	43.0	35.3	7	0	60	0

Punt Returns	Ret.	FC	Yds.	Avg.	Lg.	TD
Duncan	18	4	238	13.2	81t	1
Graham	2	4	15	7.5	12	0
Plump	1	0	4	4.0	4	0
Chargers	21	8	257	12.2	81t	1
Opponents	16	16	84	5.3	33	0

Kickoff Returns	Ret.	Yds.	Avg.	Long	TD
Duncan	25	642	25.7	50	0
Plump	15	345	23.0	35	0
Lowe	7	167	23.9	54	0
Beauchamp	4	64	16.0	25	0
Farr	2	54	27.0	35	0
Gruneisen	1	0	0.0	0	0
Whitmyer	1	10	10.0	10	0
Chargers	55	1282	23.3	54	0
Opponents	66	1387	21.0	53	0

Field Goals	1-19	20-29	30-39	40-49	50+
Van Raaphorst	7/8	3/8	4/7	2/7	0/1
Chargers	7/8	3/8	4/7	2/7	0/1
Opponents	3/3	5/8	5/7	2/10	2/3
Van Raaphorst (30G,10G) (10G,40N) (13G,20G) (9G) (14G,17G,42G,50N,40N,30N, 21N) (31G,42N) (25N,43G) (31N,26G) ( ) (38G,45N,39G,19B) (21N,10G,22N) (33N) (45N) (26G,26N)					

Passing	Att.	Comp.	Yds.	Comp.%	Yds./Att.	TD	TD%	Int.	Int.%	Long	Sack/Lost	Rating
Hadl	375	200	2846	.533	7.59	23	.061	14	.037	78t	0/0	82.0
Tensi	52	21	405	.404	7.79	5	.096	1	.019	63t	0/0	92.2
Lincoln	4	2	71	.500	17.75	1	.250	0	.000	36t	0/0	135.4
Lowe	3	1	25	.333	8.33	0	.000	0	.000	25	0/0	64.6
Chargers	434	224	3347	.516	7.71	29	.067	15	.035	78t	32/331	85.1
Opponents	382	170	2386	.445	6.25	13	.034	27	.071	68	26/231	47.1



# 1965 FINAL STATISTICS

(9-2-3 Overall) First AFL West - Sid Gillman  
Home (4-1-2); Away (5-1-1); Postseason (0-1)

Date	W/L	Score	Opponent	Att.
09/11	W	34-31	Denver	27,022
09/19	W	17-6	at Oakland	21,406
09/26	T	10-10	Kansas City	28,126
10/03	W	31-14	Houston	28,190
10/10	W	34-3	at Buffalo	45,260
10/17	T	13-13	at Boston	20,924
10/23	W	34-9	at New York (AFL)	60,679
10/31	L	6-22	Boston	33,366
11/07	W	35-21	at Denver	33,073
11/14	L	7-31	at Kansas City	21,968
11/25	T	20-20	Buffalo	27,473
12/04	W	38-7	New York (AFL)	32,169
12/12	W	37-26	at Houston	24,120
12/19	W	24-14	Oakland	26,056
<b>AFL Championship Game</b>				
12/26	L	0-23	Buffalo	30,361

Team Statistics	Chargers	Opponents
TOTAL FIRST DOWNS	268	188
Rushing	127	54
Passing	127	117
Penalty	14	17
Third Down: Made/Att.	0/0	0/0
Third Down Pct.	.000	.000
Fourth Down: Made/Att.	0/0	0/0
Fourth Down Pct.	.000	.000
TOTAL NET YARDS	5156	3268
Avg. Per Game	368.3	233.4
Total Plays	908	815
Avg. Per Play	5.7	4.0
NET YARDS RUSHING	2083	1094
Avg. Per Game	148.8	78.1
Total Rushes	482	306
NET YARDS PASSING	3103	2174
Avg. Per Game	221.6	155.3
Sacked/Yards Lost	27/276	38/312
Gross Yards	3379	2486
Attempts/Completions	401/203	471/207
Completion Pct.	.506	.439
Had Intercepted	26	28
PUNTS/AVERAGE	70/40.0	80/43.2
NET PUNTING AVG.	35.7	36.9
PENALTIES/YARDS	84/929	62/665
FUMBLES/BALL LOST	20/12	18/10
TOUCHDOWNS	41	25
Rushing	12	7
Passing	23	17
Returns	6	1
TIME OF POSSESSION	30:00	30:00

Score by Quarters	Q1	Q2	Q3	Q4	OT	PTS.
Chargers	20	136	76	108	0	340
Opponents	55	57	44	71	0	227

Scoring	TD	RU	PA	RT	PAT	FG	S	PTS.
Travenio	0	0	0	0	40/40	18/31	0	94
Alworth	14	0	14	0	0/0	0/0	0	84
Lowe	8	6	1	1	0/0	0/0	0	48
Lincoln	7	3	4	0	0/0	0/0	0	42
Duncan	2	0	0	2	0/0	0/0	0	12
Foster	2	2	0	0	0/0	0/0	0	12
Kocourek	2	0	2	0	0/0	0/0	0	12
Norton	2	0	2	0	0/0	0/0	0	12
Faison	1	0	0	1	0/0	0/0	0	6
Graham	1	0	0	1	0/0	0/0	0	6
Hadl	1	1	0	0	0/0	0/0	0	6
Whitehead	1	0	0	1	0/0	0/0	0	6
Chargers	41	12	23	6	40/40	18/31	0	340
Opponents	25	7	17	1	25/25	16/34	2	227

2-Pt. Conversions: Chargers 0-1, Opponents 0-0

Sacks: Chargers 38.0, Opponents 27.0

Rushing	No.	Yds.	Avg.	Long	TD
Lowe	222	1121	5.0	59t	6
Foster	121	469	3.9	22	2
Lincoln	74	302	4.1	24	3
Allison	28	98	3.5	17	0
Hadl	28	91	3.3	23	1
MacKinnon	3	17	5.7	9	0
Sweeney	0	8	-	8	0
Breaux	1	-1	-1.0	-1	0
Norton	1	-5	-5.0	-5	0
Shea	1	-5	-5.0	-5	0
Alworth	3	-12	-4.0	-1	0
Chargers	482	2083	4.3	59t	12
Opponents	306	1094	3.6	59	7

Receiving	No.	Yds.	Avg.	Long	TD
Alworth	69	1602	23.2	85t	14
Norton	34	485	14.3	61	2
Kocourek	28	363	13.0	29	2
Lincoln	23	376	16.3	66t	4
Lowe	17	126	7.4	45	1
Foster	17	199	11.7	23	0
Allison	8	109	13.6	44	0
MacKinnon	6	106	17.7	38	0
Taylor	1	13	13.0	13	0
Chargers	203	3379	16.6	85t	23
Opponents	207	2472	11.9	73t	17

Interceptions	No.	Yds.	Avg.	Long	TD
Whitehead	7	127	18.1	35t	1
Graham	5	108	21.6	51t	1
Warren	5	43	8.6	26	0
Duncan	4	30	7.5	26	0
Degen	2	6	3.0	6	0
Westmoreland	1	28	28.0	28	0
Faison	1	24	24.0	24t	1
Redman	1	11	11.0	11	0
Allen	1	0	0.0	0	0
D. Harris	1	0	0.0	0	0
Chargers	28	377	13.5	51t	3
Opponents	26	451	17.3	65t	1

Punting	No.	Yds.	Avg.	Net	TB	I-20	Lg.	B
Hadl	38	1544	40.6	33.9	3	0	65	0
Redman	29	1145	39.5	37.9	0	0	59	0
Allison	2	72	36.0	36.0	0	0	39	0
Whitehead	1	40	40.0	40.0	0	0	40	0
Chargers	70	2801	40.0	35.7	3	0	65	0
Opponents	80	3452	43.2	36.9	0	0	70	1

Punt Returns	Ret.	FC	Yds.	Avg.	Lg.	TD
Duncan	3	0	464	15.5	66t	2
Graham	5	0	36	7.2	12	0
D. Harris	3	0	8	2.7	7	0
Chargers	38	0	508	13.4	66t	2
Opponents	27	0	242	9.0	30	0

Kickoff Returns	Ret.	Yds.	Avg.	Long	TD
Duncan	26	612	23.5	39	0
Farr TM	7	123	17.6	24	0
Foster	5	108	21.6	36	0
Allison	4	80	20.0	24	0
Carson TM	3	44	14.7	21	0
Lincoln	2	46	23.0	27	0
D. Harris	1	15	15.0	15	0
Kirner	1	0	0.0	0	0
MacKinnon	1	0	0.0	0	0
Chargers	50	1028	20.6	39	0
Opponents	64	1418	22.2	69	0

Field Goals	1-19	20-29	30-39	40-49	50+
Travenio	10/12	4/6	3/5	1/7	0/1
Chargers	10/12	4/6	3/5	1/7	0/1
Opponents	3/7	5/6	5/10	3/4	0/7
Travenio (32G,25G,43N) (0N,29G) (41N,19G) (13G,27N) (22B,15G,19G) (40G,42N,10G,41N) (20G,41N,19G) (49N,42N) (37B) ( ) (37N,9G,14G) (26G) (32G,12G,32G) (50N,15G)					

Passing	Att.	Comp.	Yds.	Comp.%	Yds./Att.	TD	TD%	Int.	Int.%	Long	Sack/Lost	Rating
Hadl	348	174	2798	.500	8.04	20	.057	21	.060	85t	0	71.3
Breaux	43	22	404	.512	9.40	2	.047	4	.093	66t	0/0	60.6
Lowe	4	3	81	.750	20.10	0	.000	0	.000	42	0/0	116.7
Foster	3	2	31	.667	10.33	0	.000	0	.000	21	0/0	100.7
Lincoln	3	2	65	.667	21.67	1	.333	1	.333	34t	0/0	109.7
Chargers	401	203	3379	.506	8.43	23	.057	26	.065	85t	27/276	71.5
Opponents	471	207	2486	.439	5.28	17	.036	28	.059	73t	38/312	48.0



# 1963 FINAL STATISTICS

(11-3 Overall) First AFL West - Sid Gillman  
Home (6-1); Away (5-2); Postseason (1-0)

Date	W/L	Score	Opponent	Att.
09/08	W	14-10	Buffalo	22,344
09/14	W	17-13	Boston	26,097
09/29	W	24-10	Kansas City	22,654
10/06	L	34-50	at Denver	18,428
10/13	W	24-20	New York (AFL)	27,189
10/20	W	38-17	at Kansas City	30,107
10/27	L	33-34	Oakland	30,182
11/02	W	53-7	at New York (AFL)	18,336
11/10	W	7-6	at Boston	28,402
11/17	W	23-13	at Buffalo	38,592
12/01	W	27-0	Houston	31,713
12/08	L	27-41	at Oakland	20,249
12/15	W	20-14	at Houston	18,540
12/22	W	58-20	Denver	31,312
<b>AFL Championship Game</b>				
01/05	W	51-10	Boston	30,127

Team Statistics		Chargers	Opponents
TOTAL FIRST DOWNS		252	241
Rushing		112	85
Passing		124	135
Penalty		16	21
Third Down: Made/Att.		0/0	0/0
Third Down Pct.		.000	.000
Fourth Down: Made/Att.		0/0	0/0
Fourth Down Pct.		.000	.000
TOTAL NET YARDS		5153	4161
Avg. Per Game		368.1	297.2
Total Plays		773	881
Avg. Per Play		6.7	4.7
NET YARDS RUSHING		2203	1468
Avg. Per Game		157.4	104.9
Total Rushes		396	378
NET YARDS PASSING		2950	2693
Avg. Per Game		210.7	192.4
Sacked/Yards Lost		20/188	31/283
Gross Yards		3138	2976
Attempts/Completions		357/202	472/231
Completion Pct.		.566	.489
Had Intercepted		24	29
PUNTS/AVERAGE		60/38.6	50/43.7
NET PUNTING AVG.		35.2	38.5
PENALTIES/YARDS		77/773	69/771
FUMBLES/BALL LOST		16/12	22/17
TOUCHDOWNS		50	28
Rushing		20	10
Passing		28	17
Returns		2	1
TIME OF POSSESSION		30:00	30:00

Score by Quarters	Q1	Q2	Q3	Q4	OT	PTS.
Chargers	81	128	85	105	0	399
Opponents	37	68	44	106	0	255

Scoring	TD	RU	PA	RT	PAT	FG	S	PTS.
Blair	0	0	0	0	44/47	17/28	0	95
Alworth	11	0	11	0	0/0	0/0	0	66
Lowe	10	8	2	0	0/0	0/0	0	60
Lincoln	8	5	3	0	0/0	0/0	0	48
Kocourek	5	0	5	0	0/0	0/0	0	32
B. Jackson	4	4	0	0	0/0	0/0	0	24
MacKinnon	4	0	4	0	0/0	0/0	0	24
Robinson	2	0	2	0	0/0	0/0	0	12
Rote	2	2	0	0	0/0	0/0	0	12
Allen	1	0	0	1	0/0	0/0	0	6
D. Harris	1	0	0	1	0/0	0/0	0	6
McDougall	1	1	0	0	0/0	0/0	0	6
Norton	1	0	1	0	0/0	0/0	0	6
Faison	0	0	0	0	0/0	0/0	0	2
Chargers	50	20	28	2	44/47	17/28	0	399
Opponents	28	10	17	1	27/27	20/37	0	255

2-Pt. Conversions: Faison, Kocourek, Chargers 2-2, Opponents 0-1

Sacks: Chargers 31.0, Opponents 20.0

Rushing	No.	Yds.	Avg.	Long	TD
Lowe	177	1010	5.7	66t	8
Lincoln	128	826	6.5	76t	5
McDougall	39	201	5.2	22	1
B. Jackson	18	64	3.6	14t	4
Rote	24	62	2.6	15	2
Hadl	8	26	3.3	33	0
Alworth	2	14	7.0	21	0
Chargers	396	2203	5.6	76t	20
Opponents	378	1468	3.9	41	10

Receiving	No.	Yds.	Avg.	Long	TD
Alworth	61	1205	19.8	85t	11
Lowe	26	191	7.3	31t	2
Lincoln	24	325	13.5	39t	3
Kocourek	23	359	15.6	35t	5
Norton	21	281	13.4	36	1
Robinson	18	315	17.5	71t	2
MacKinnon	11	262	23.8	69t	4
McDougall	10	115	11.5	26	0
B. Jackson	8	85	10.6	26	0
Chargers	202	3138	15.5	85t	28
Opponents	231	2976	12.9	73t	17

Interceptions	No.	Yds.	Avg.	Long	TD
Penalty	8	83	10.4	22t	1
Allen	5	37	7.4	26	0
Maguire	4	47	11.8	38	0
McNeil	4	23	5.8	21	0
Mitinger	3	26	8.7	18	0
Karas	2	30	15.0	30	0
Blair	1	40	40.0	40	0
Glick	1	13	13.0	13	0
Whitehead	1	0	0.0	0	0
Chargers	29	299	10.3	40	1
Opponents	24	357	14.9	48	1

Punting	No.	Yds.	Avg.	Net	TB	I-20	Lg.	B
Maguire	58	2241	38.6	35.6	0	0	60	0
Hadl	2	75	37.5	37.5	0	0	38	0
Chargers	60	2316	38.6	35.2	0	0	60	0
Opponents	50	2185	43.7	38.5	0	0	72	1

Punt Returns	Ret.	FC	Yds.	Avg.	Lg.	TD
Alworth	11	0	120	10.9	61	0
Lincoln	7	0	98	14.0	47	0
D. Harris	4	0	43	10.8	23	0
Chargers	22	0	261	11.9	61	0
Opponents	22	0	204	9.3	28	0

Kickoff Returns	Ret.	Yds.	Avg.	Long	TD
Lincoln	17	439	25.8	44	0
Alworth	10	216	21.6	34	0
Westmoreland	10	204	20.4	26	0
Lowe	5	132	26.4	41	0
McDougall	3	77	25.7	26	0
D. Harris	2	34	17.0	27	0
Robinson	2	27	13.5	20	0
B. Jackson	1	16	16.0	16	0
Maguire	1	5	5.0	5	0
Sweeney	1	18	18.0	18	0
Chargers	52	1168	22.5	44	0
Opponents	76	1715	22.6	71	0

Field Goals	1-19	20-29	30-39	40-49	50+
Blair	5/15	6/6	4/4	2/3	0/0
Chargers	5/15	6/6	4/4	2/3	0/0
Opponents	5/19	4/4	9/11	2/3	0/0

Blair (0N,0N) (30N,31G) (34N,38G) ( ) (28G,26N) (29G,39N) (23G,36G) (18G) (12N, 48N) (39G,47N,15G,41G) (42G,20G) (45N) (22G,43N,10G) (17G,28G,13G)

Passing	Att.	Comp.	Yds.	Comp.%	Yds./Att.	TD	TD%	Int.	Int.%	Long	Sack/Lost	Rating
Rote	286	170	2510	.594	8.78	20	.070	17	.059	85t	0/0	86.7
Hadl	64	28	502	.438	7.84	6	.094	6	.094	69t	0/0	63.4
Lowe	4	2	100	.500	25.00	1	.250	1	.250	71t	0/0	95.8
Lincoln	1	0	0	.000	0.00	0	.000	0	.000	0	0/0	39.6
McDougall	1	1	11	100.0	11.00	1	100.0	0	.000	11t	0/0	152.1
Norton	1	1	15	100.0	15.00	0	.000	0	.000	15	0/0	118.8
Chargers	357	202	3138	.566	8.79	28	.078	24	.067	85t	20/188	84.0
Opponents	472	231	2976	.489	6.31	17	.036	29	.061	73t	31/283	55.5



## GENERAL INFORMATION

— 331 —

COMMUNITY

FRONT OFFICE

VETERANS

2019 IN REVIEW

1960 STATISTICS

GENERAL INFORMATION

1960 FINAL STATISTICS

(10-4 Overall) First AFL West - Sid Gillman  
Home (5-2); Away (5-2); Postseason (0-1)

Date	W/L	Score	Opponent	Att.
09/10	W	21-20	Dallas (AFL)	17,724
09/18	L	28-38	at Houston	20,156
09/25	L	0-17	at Dallas (AFL)	42,000
10/02	W	24-10	at Buffalo	15,821
10/08	L	0-35	Boston	18,226
10/16	W	23-19	at Denver	19,141
10/28	W	45-16	at Boston	13,988
11/04	W	21-7	at New York (AFL)	19,402
11/13	W	24-21	Houston	21,805
11/20	L	3-32	Buffalo	16,161
11/27	W	52-28	Oakland	15,075
12/04	W	41-17	at Oakland	12,061
12/10	W	41-33	Denver	9,928
12/18	W	50-43	New York (AFL)	11,457
AFL Championship Game				
01/01	L	16-24	at Houston	32,183

Team Statistics

TOTAL FIRST DOWNS

Rushing

Passing

Penalty

Third Down: Made/Att.

Third Down Pct.

Fourth Down: Made/Att.

Fourth Down Pct.

TOTAL NET YARDS

Avg. Per Game

Total Plays

Avg. Per Play

NET YARDS RUSHING

Avg. Per Game

Total Rushes

NET YARDS PASSING

Avg. Per Game

Sacked/Yards Lost

Gross Yards

Attempts/Completions

Completion Pct.

Had Intercepted

PUNTS/AVERAGE

NET PUNTING AVG.

PENALTIES/YARDS

FUMBLES/BALL LOST

TOUCHDOWNS

Rushing

Passing

Returns

TIME OF POSSESSION

Score by Quarters

Chargers

Opponents

Q1

Q2

Q3

Q4

OT

PTS.

73

109

64

127

0

373

74

109

87

66

0

336

Scoring

TD

RU

PA

RT

PAT

FG

S

PTS.

Agajanian

Lowe

Kemp

Ferguson

R. Anderson

Norton

Womble

Flowers

Ford TM

D. Harris

Kocourek

Loudd

Maguire

Martin TM

Nix

Chargers

Opponents

0

10

8

6

5

5

4

2

1

1

1

1

1

0

48

42

0

8

8

4

0

0

0

2

0

0

0

0

0

0

23

20

0

2

0

0

0

0

0

 0 | 0 | 0 | 0 | 0 | 0 | 0 | 1 | 1 |

0

0

0

0

 0 | 0 | 0 | 0 | 0 | 0 | 0 | 0 | 0 | 0 | 34/38 | 14/28 |

0

0

 0 | 0 | 0 | 0 | 0 | 0 | 0 | 0 | 0 | 0 | 0 | 0 | 1 | 1 |

Kickoff Returns

Ret.

Yds.

Avg.

Long

TD

Lowe

Ford TM

Norton

Sears

DeLuca

Chargers

Opponents

28

13

8

8

1

58

70

611

294

159

155

 0 | 39.7 | 1481 |

21.8

22.6

 19.1 | 19.4 | 0.0 | 20.9 | 21.2 |

31

 0 | 13 | 24 | 0 | 31 | 33 |

0

 0 | 0 | 0 | 0 | 0 | 0 |

Field Goals

1-19

20-29

30-39

40-49

50+

Agajanian

Chargers

Opponents

Agajanian

Chargers

Opponents

3/12

5/5

6/17

3/3

5/5

3/3

2/3

 2/3 | 3/3 | 2/5 | 0/0 | 0/0 |

33

 33 | 25 | 18 | 0 | 0 |

(36B)

 (45M) | (45N,32N) | (16G) | (11G,26G,47G) | (35N,41N,18G) |

(33N,43N) (27N,22G) | (31G) | (28G) | (46N) | (23G,40G) |

(41G,37G,27G)  |  |  |  |  |

2-Pt. Conversions: Chargers 0-0, Opponents 3-4

Sacks: Chargers 36.0, Opponents 40.0

Passing

Att.

Comp.

Yds.

Comp.%

Yds./Att.

TD

TD%

Int.

Int.%

Long

Sack/Lost

Rating

Kemp

Clatterbuck

Laraba

Lowe

Ford TM

Waller

Chargers

Opponents

406

23

7

3

 1 | 1 | 441 | 467 |

211

 15 | 2 | 1 | 0 | 0 | 229 | 227 |

3018

 112 | 23 | 24 | 0 | 0 | 3177 | 2851 |

.520

 .652 | .286 | .333 | .000 | .000 | .519 | .486 |

7.43

 4.87 | 3.29 | 8.00 | 0.00 | 0.00 | 7.20 | 6.10 |

20

 0 | 0 | 0 | 0 | 0 | 21 | 21 |

.049

 .043 | .040 | .000 | .000 | .000 | .048 | .045 |

25

 2 | 0 | 0 | 1 | 28 | 29 | 28 |

.062

 .043 | .000 | .000 | 100.0 | .060 | .066 | .060 |

55t

 0 | 0 | 24 | 0 | 21 | 55t | 21 |

0/0

 0/0 | 0/0 | 0/0 | 0/0 | 36/298 | 40/364 | 36/298 |

67.1

 73.1 | 12 | 63.2 | 39.6 | 0.0 | 63.8 | 58.0 |

— 332 —



# BOLT II



*Derwin James Jr.*  
**DERWIN JAMES JR.**

**#33 ⚡ S**



*Mike Williams*  
**MIKE WILLIAMS**

**#81 ⚡ WR**

## HISTORY

# ALL-TIME SERIES HISTORY

Franchise	REGULAR SEASON						POSTSEASON					PRESEASON			
	W	L	T	Pct.	PF	PA	W	L	Pct.	PF	PA	W	L	T	
Arizona Cardinals <sup>1</sup>	10	4	0	.714	367	277	0	0	–			14	11	0	
Atlanta Falcons	2	8	0	.200	130	213	0	0	–			4	2	0	
Baltimore Ravens	5	7	0	.417	236	253	1	0	1.000	23	17	0	0	0	
Buffalo Bills	24	10	2	.706	899	609	1	2	0.333	27	57	0	1	0	
Carolina Panthers	1	5	0	.167	93	147	0	0	–			0	0	0	
Chicago Bears	6	7	0	.462	249	220	0	0	–			4	3	0	
Cincinnati Bengals	20	14	0	.588	814	743	1	1	0.500	34	37	0	0	0	
Cleveland Browns <sup>2</sup>	17	9	1	.648	650	512	0	0	–			1	0	1	
Dallas Cowboys	5	6	0	.455	261	256	0	0	–			9	7	0	
Denver Broncos	52	67	1	.437	2,573	2,546	0	1	0.000	17	24	5	2	0	
Detroit Lions	7	5	0	.583	254	263	0	0	–			0	1	0	
Green Bay Packers	2	10	0	.167	212	353	0	0	–			2	1	1	
Houston Texans	5	2	0	.714	184	127	0	0	–			1	0	0	
Indianapolis Colts <sup>3</sup>	17	10	0	.630	646	473	2	1	0.667	71	76	2	2	0	
Jacksonville Jaguars	8	3	0	.727	336	188	0	0	–			0	0	0	
Kansas City Chiefs <sup>4</sup>	55	63	1	.466	2,401	2,641	1	0	1.000	17	0	5	2	0	
Las Vegas Raiders <sup>5</sup>	54	64	2	.458	2,596	2,613	0	1	0.000	27	34	7	7	0	
Los Angeles Rams <sup>6</sup>	5	7	0	.417	313	325	0	0	–			19	18	0	
Miami Dolphins	14	16	0	.467	675	656	2	2	0.500	76	124	3	1	0	
Minnesota Vikings	6	7	0	.462	310	318	0	0	–			3	11	1	
New England Patriots <sup>7</sup>	14	22	2	.389	747	904	1	3	0.250	112	96	5	2	0	
New Orleans Saints	7	5	0	.583	323	234	0	0	–			4	5	0	
New York Giants	7	5	0	.583	319	281	0	0	–			5	3	0	
New York Jets <sup>8</sup>	22	12	1	.647	996	705	0	2	0.000	31	37	4	2	1	
Philadelphia Eagles	7	5	0	.583	235	242	0	0	–			3	1	0	
Pittsburgh Steelers	8	23	0	.258	575	797	2	1	0.667	72	76	1	2	0	
San Francisco 49ers	8	6	0	.571	323	374	0	1	0.000	26	49	22	26	0	
Seattle Seahawks	25	26	0	.490	1,067	1,066	0	0	–			5	12	0	
Tampa Bay Buccaneers	8	3	0	.727	300	212	0	0	–			0	0	0	
Tennessee Titans <sup>9</sup>	27	15	1	.643	1,108	944	1	3	0.250	50	57	7	3	0	
Washington Football Team <sup>10</sup>	4	7	0	.364	239	268	0	0	–			1	0	0	
ALL-TIME TOTALS	452	453	11	.499	20,431	19,760	12	18	0.400	583	684	136	125	4	

Note: Prior to 1972, tie games were not included in winning percentage.

1–Known as St. Louis Cardinals (1960-87) and Phoenix Cardinals (1988-93)

2–Did not play from 1996-98 after relocation to Baltimore, but rejoined as an expansion franchise in 1999

3–Known as Baltimore Colts (1960-83)

4–Known as Dallas Texans (1960-62)

5–Known as Oakland Raiders (1960-81 and 1995-2019) and Los Angeles Raiders (1982-94)

6–Known as Los Angeles Rams (1960-94 and 2016-present) and St. Louis Rams (1995-2015)

7–Known as Boston Patriots (1960-70)

8–Known as Titans of New York (1960-62)

9–Known as Houston Oilers (1960-96) and Tennessee Oilers (1997-98)

10–Known as Washington Redskins (1960-2019)

# CHARGERS WARMEST AND COLDEST GAMES

Date	Opponent	Result	Temp.	Conditions	Date	Opponent	Result	Temp.	Conditions
Sept. 4, 1988	at L.A. Raiders	L, 24-13	108°	Hazy	Jan. 10, 1982	at Cincinnati	L, 27-7	-9°	-59° Wind Chill*
Sept. 28, 1997	vs. Baltimore	W, 21-17	105°	Sunny	Dec. 10, 1972	at Denver	L, 38-13	9°	Mostly Sunny
Sept. 24, 1978	vs. Green Bay	L, 24-3	102°	Sunny	Nov. 19, 1978	at Minnesota	W, 13-7	15°	Partly Cloudy
Sept. 22, 2002	at Arizona	W, 23-15	100°	Sunny	Dec. 19, 2004	at Cleveland	W, 21-0	18°	-10° wind chill
Aug. 21, 2004	at Arizona <sup>†</sup>	W, 38-13	99°	Clear	Dec. 17, 1989	at Kansas City	W, 20-13	18°	Mostly Sunny
Oct. 9, 1994	vs. Kansas City	W, 20-6	99°	Sunny	Dec. 27, 1987	at Denver	L, 24-0	20°	Blizzard
Aug. 6, 1976	vs. New England <sup>†</sup>	W, 26-17	98°	Sunny	Dec. 16, 1973	at Kansas City	L, 33-6	22°	Overcast
Sept. 16, 1979	vs. Buffalo	W, 27-19	97°	Sunny	Jan. 20, 2008	at New England <sup>†</sup>	L, 21-12	23°	9° Wind Chill
Aug. 31, 2001	at Arizona <sup>†</sup>	L, 16-3	97°	Partly Cloudy	Nov. 24, 2013	at Kansas City	W, 41-38	24°	15° Wind Chill
Oct. 4, 1970	at L.A. Rams	L, 37-10	97°	Hazy	Dec. 21, 1975	at Cincinnati	L, 47-14	24°	Cloudy
					Dec. 4, 1978	vs. Chicago**	W, 40-7	48°	Clear

<sup>†</sup>Preseason game

\*NFL Record

\*\*Coldest game at home

# SERIES RESULTS

## ARIZONA CARDINALS<sup>†</sup>

### Regular Season (10-4-0, .714)

Nov. 15, 1971	.....vs. St. Louis	.....W, 20-17
Sept. 26, 1976	.....vs. St. Louis	.....W, 43-24
Nov. 20, 1983	.....at St. Louis	.....L, 44-14
Sept. 20, 1987	.....vs. St. Louis	.....W, 28-24
Oct. 1, 1989	.....at Phoenix	.....W, 24-13
Dec. 6, 1992	.....at Phoenix	.....W, 27-21
Dec. 9, 1995	.....vs. Arizona	.....W, 28-25
Dec. 27, 1998	.....at Arizona	.....L, 23-15
Nov. 25, 2001	.....vs. Arizona	.....L, 20-17
Sept. 22, 2002	.....at Arizona	.....W, 23-15
Dec. 31, 2006	.....vs. Arizona	.....W, 27-20
Oct. 3, 2010	.....vs. Arizona	.....W, 41-10
Sept. 8, 2014	.....at Arizona	.....L, 18-17
Nov. 25, 2018	.....vs. Arizona	.....W, 45-10

<sup>†</sup>Known as St. Louis Cardinals (1960-87) and Phoenix Cardinals (1988-93)

## ATLANTA FALCONS

### Regular Season (2-8-0, .200)

Oct. 21, 1973	.....vs. Atlanta	.....L, 41-0
Dec. 2, 1979	.....vs. Atlanta	.....L, 28-26
Nov. 13, 1988	.....at Atlanta	.....W, 10-7
Sept. 15, 1991	.....vs. Atlanta	.....L, 13-10
Nov. 6, 1994	.....at Atlanta	.....L, 10-9
Dec. 7, 1997	.....vs. Atlanta	.....L, 14-3
Oct. 17, 2004	.....at Atlanta	.....L, 21-20
Nov. 30, 2008	.....vs. Atlanta	.....L, 22-16
Sept. 23, 2012	.....vs. Atlanta	.....L, 27-3
Oct. 23, 2016	.....at Atlanta	.....W, 33-30 (OT)

## BALTIMORE RAVENS

### Regular Season (5-7-0, .417)

#### Postseason (1-0, 1.000)

Sept. 28, 1997	.....vs. Baltimore	.....W, 21-17
Nov. 15, 1998	.....vs. Baltimore	.....W, 14-13
Dec. 10, 2000	.....at Baltimore	.....L, 24-3
Sept. 21, 2003	.....vs. Baltimore	.....L, 24-10
Oct. 1, 2006	.....at Baltimore	.....L, 16-13
Nov. 25, 2007	.....vs. Baltimore	.....W, 32-14
Sept. 20, 2009	.....vs. Baltimore	.....L, 31-26
Dec. 18, 2011	.....vs. Baltimore	.....W, 34-14
Nov. 25, 2012	.....vs. Baltimore	.....L, 16-13 (OT)
Nov. 30, 2014	.....at Baltimore	.....W, 34-33
Nov. 1, 2015	.....at Baltimore	.....L, 29-26
Dec. 22, 2018	.....vs. Baltimore	.....L, 22-10
Jan. 6, 2019	.....at Baltimore*	.....W, 23-17

\*AFC Wild Card

## BUFFALO BILLS

### Regular Season (24-10-2, .706)<sup>‡</sup>

#### Postseason (1-2, .333)

Oct. 2, 1960	.....at Buffalo	.....W, 24-10
Nov. 20, 1960	.....vs. Buffalo	.....L, 32-3
Sept. 30, 1961	.....at Buffalo	.....W, 19-11
Dec. 10, 1961	.....vs. Buffalo	.....W, 28-10
Oct. 13, 1962	.....at Buffalo	.....L, 35-10
Nov. 11, 1962	.....vs. Buffalo	.....L, 40-20
Sept. 8, 1963	.....vs. Buffalo	.....W, 14-10
Nov. 17, 1963	.....at Buffalo	.....W, 23-13
Sept. 26, 1964	.....at Buffalo	.....L, 30-3
Nov. 26, 1964	.....vs. Buffalo	.....L, 27-24
Dec. 26, 1964	.....at Buffalo*	.....L, 20-7
Oct. 10, 1965	.....at Buffalo	.....W, 34-3
Nov. 25, 1965	.....vs. Buffalo*	.....T, 20-20
Dec. 26, 1965	.....vs. Buffalo*	.....L, 23-0
Sept. 4, 1966	.....vs. Buffalo	.....W, 27-17
Oct. 16, 1966	.....at Buffalo*	.....T, 17-17
Oct. 1, 1967	.....at Buffalo	.....W, 37-17
Nov. 17, 1968	.....at Buffalo	.....W, 21-6
Dec. 14, 1969	.....vs. Buffalo	.....W, 45-6
Oct. 23, 1971	.....vs. Buffalo	.....W, 20-3
Sept. 23, 1973	.....vs. Buffalo	.....W, 34-7
Nov. 21, 1976	.....at Buffalo	.....W, 34-13
Sept. 16, 1979	.....vs. Buffalo	.....W, 27-19
Oct. 5, 1980	.....vs. Buffalo	.....L, 26-24
Jan. 3, 1981	.....vs. Buffalo**	.....W, 20-14
Dec. 6, 1981	.....vs. Buffalo	.....L, 28-27
Sept. 8, 1985	.....at Buffalo	.....W, 14-9
Dec. 1, 1985	.....vs. Buffalo	.....W, 40-7
Sept. 6, 1998	.....vs. Buffalo	.....W, 16-14

Oct. 15, 2000	.....at Buffalo	.....L, 27-24 (OT)
Oct. 28, 2001	.....vs. Buffalo	.....W, 27-24
Dec. 15, 2002	.....vs. Buffalo	.....L, 20-13
Nov. 20, 2005	.....vs. Buffalo	.....W, 48-10
Dec. 3, 2006	.....at Buffalo	.....W, 24-21
Oct. 19, 2008	.....at Buffalo	.....L, 23-14
Dec. 11, 2011	.....vs. Buffalo	.....W, 37-10
Sept. 21, 2014	.....at Buffalo	.....W, 22-10
Nov. 19, 2017	.....vs. Buffalo	.....W, 54-24
Sept. 16, 2018	.....at Buffalo	.....W, 31-20

<sup>‡</sup>Ties were not counted in winning percentage until the 1972 season. Ties prior to 1972 are not calculated into the series winning percentage.

\*AFL Championship

\*\*AFC Divisional

## CAROLINA PANTHERS

### Regular Season (1-5-0, .167)

Sept. 14, 1997	.....vs. Carolina	.....L, 26-7
Dec. 17, 2000	.....at Carolina	.....L, 30-22
Oct. 24, 2004	.....at Carolina	.....W, 17-6
Sept. 7, 2008	.....vs. Carolina	.....L, 26-24
Dec. 16, 2012	.....vs. Carolina	.....L, 31-7
Dec. 11, 2016	.....at Carolina	.....L, 28-16

## CHICAGO BEARS

### Regular Season (6-7-0, .462)

Oct. 18, 1970	.....at Chicago	.....W, 20-7
Dec. 8, 1974	.....vs. Chicago	.....W, 28-21
Dec. 4, 1978	.....vs. Chicago	.....W, 40-7
Oct. 25, 1981	.....at Chicago	.....L, 20-17 (OT)
Dec. 3, 1984	.....vs. Chicago	.....W, 20-7
Nov. 14, 1993	.....vs. Chicago	.....L, 16-13
Dec. 14, 1996	.....at Chicago	.....L, 27-14
Nov. 21, 1999	.....vs. Chicago	.....L, 23-20 (OT)
Nov. 2, 2003	.....at Chicago	.....L, 20-7
Sept. 9, 2007	.....vs. Chicago	.....W, 14-3
Nov. 20, 2011	.....at Chicago	.....L, 31-20
Nov. 9, 2015	.....vs. Chicago	.....L, 22-19
Oct. 27, 2019	.....at Chicago	.....W, 17-16

## CINCINNATI BENGALS

### Regular Season (20-14-0, .588)

#### Postseason (1-1, .500)

Sept. 6, 1968	.....vs. Cincinnati	.....W, 29-13
Sept. 29, 1968	.....at Cincinnati	.....W, 31-10
Sept. 21, 1969	.....at Cincinnati	.....L, 34-20
Oct. 4, 1969	.....vs. Cincinnati	.....W, 21-14
Dec. 6, 1970	.....vs. Cincinnati	.....L, 17-14
Nov. 28, 1971	.....at Cincinnati	.....L, 31-0
Sept. 30, 1973	.....vs. Cincinnati	.....L, 20-13
Sept. 22, 1974	.....at Cincinnati	.....W, 20-17
Dec. 21, 1975	.....vs. Cincinnati	.....L, 47-17
Oct. 2, 1977	.....vs. Cincinnati	.....W, 24-3
Nov. 5, 1978	.....vs. Cincinnati	.....W, 22-13
Nov. 11, 1979	.....at Cincinnati	.....W, 26-24
Nov. 2, 1980	.....at Cincinnati	.....W, 31-14
Nov. 8, 1981	.....vs. Cincinnati	.....L, 40-17
Jan. 10, 1982	.....at Cincinnati**	.....L, 27-7
Dec. 20, 1982	.....vs. Cincinnati	.....W, 50-34
Sept. 22, 1985	.....at Cincinnati	.....W, 44-41
Oct. 4, 1987	.....at Cincinnati	.....W, 10-9
Dec. 4, 1988	.....at Cincinnati	.....L, 27-10
Sept. 16, 1990	.....vs. Cincinnati	.....L, 21-16
Dec. 13, 1992	.....vs. Cincinnati	.....W, 27-10
Sept. 11, 1994	.....vs. Cincinnati	.....W, 27-10
Sept. 8, 1996	.....vs. Cincinnati	.....W, 27-14
Nov. 2, 1997	.....at Cincinnati	.....L, 38-31
Sept. 19, 1999	.....at Cincinnati	.....W, 34-7
Sept. 30, 2001	.....vs. Cincinnati	.....W, 28-14
Sept. 8, 2002	.....at Cincinnati	.....W, 34-6
Nov. 23, 2003	.....vs. Cincinnati	.....L, 34-27
Dec. 12, 2006	.....vs. Cincinnati	.....W, 49-41
Dec. 20, 2009	.....vs. Cincinnati	.....W, 27-24
Dec. 26, 2010	.....at Cincinnati	.....L, 34-20
Dec. 2, 2012	.....vs. Cincinnati	.....L, 20-13
Oct. 1, 2013	.....vs. Cincinnati	.....L, 17-10
Jan. 5, 2014	.....at Cincinnati*	.....W, 27-10
Sept. 20, 2015	.....at Cincinnati	.....L, 24-19
Dec. 9, 2018	.....vs. Cincinnati	.....W, 26-21

\*AFC Wild Card

\*\*AFC Championship

## CLEVELAND BROWNS

### Regular Season (17-9-1, .648)

Nov. 1, 1970	.....at Cleveland	.....W, 27-10
Nov. 13, 1972	.....vs. Cleveland	.....L, 21-17
Oct. 28, 1973	.....at Cleveland	.....T, 16-16
Nov. 3, 1974	.....vs. Cleveland	.....W, 36-35
Oct. 24, 1976	.....at Cleveland	.....L, 21-17
Dec. 4, 1977	.....vs. Cleveland	.....W, 37-14
Sept. 7, 1981	.....at Cleveland	.....W, 44-14
Dec. 5, 1982	.....at Cleveland	.....W, 30-13
Sept. 25, 1983	.....vs. Cleveland	.....L, 30-24 (OT)
Sept. 29, 1985	.....vs. Cleveland	.....L, 21-7
Dec. 21, 1986	.....at Cleveland	.....L, 47-17
Nov. 1, 1987	.....vs. Cleveland	.....W, 27-24 (OT)
Sept. 23, 1990	.....at Cleveland	.....W, 24-14
Oct. 20, 1991	.....vs. Cleveland	.....L, 30-24 (OT)
Nov. 15, 1992	.....at Cleveland	.....W, 14-13
Dec. 3, 1995	.....vs. Cleveland	.....W, 31-13
Dec. 5, 1999	.....vs. Cleveland	.....W, 23-10
Oct. 7, 2001	.....at Cleveland	.....L, 20-16
Oct. 19, 2003	.....at Cleveland	.....W, 26-20
Nov. 19, 2004	.....at Cleveland	.....W, 21-0
Dec. 5, 2006	.....vs. Cleveland	.....W, 32-25
Dec. 6, 2009	.....at Cleveland	.....W, 30-23
Oct. 28, 2012	.....at Cleveland	.....L, 7-6
Oct. 4, 2015	.....vs. Cleveland	.....W, 30-27
Dec. 24, 2016	.....at Cleveland	.....L, 20-17
Dec. 3, 2017	.....vs. Cleveland	.....W, 19-10
Oct. 14, 2018	.....at Cleveland	.....W, 38-14

## DALLAS COWBOYS

### Regular Season (5-6-0, .455)

Nov. 5, 1972	.....vs. Dallas	.....L, 34-28
Oct. 26, 1980	.....at Dallas	.....L, 42-31
Nov. 13, 1983	.....vs. Dallas	.....W, 24-23
Nov. 16, 1986	.....vs. Dallas	.....L, 24-21
Sept. 9, 1990	.....at Dallas	.....L, 17-14
Oct. 15, 1995	.....vs. Dallas	.....L, 23-9
Sept. 23, 2001	.....at Dallas	.....W, 32-21
Sept. 11, 2005	.....vs. Dallas	.....L, 28-24
Dec. 13, 2009	.....at Dallas	.....W, 20-17
Sept. 29, 2013	.....vs. Dallas	.....W, 30-21
Nov. 23, 2017	.....at Dallas	.....W, 28-6

## DENVER BRONCOS

### Regular Season (52-67-1, .437)<sup>\*</sup>

#### Postseason (0-1, .000)

Oct. 16, 1960	.....at Denver	.....W, 23-19
Dec. 10, 1960	.....vs. Denver	.....W, 41-33
Oct. 29, 1961	.....vs. Denver	.....W, 37-10
Nov. 12, 1961	.....at Denver	.....W, 19-16
Sept. 7, 1962	.....at Denver	.....L, 30-21
Nov. 4, 1962	.....vs. Denver	.....L, 23-20
Oct. 6, 1963	.....at Denver	.....L, 50-34
Dec. 22, 1963	.....vs. Denver	.....W, 58-20
Oct. 18, 1964	.....vs. Denver	.....W, 42-14
Nov. 8, 1964	.....at Denver	.....W, 31-20
Sept. 11, 1965	.....vs. Denver	.....W, 34-31
Nov. 7, 1965	.....at Denver	.....W, 35-21
Oct. 30, 1966	.....vs. Denver	.....W, 24-17
Nov. 27, 1966	.....at Denver	.....L, 20-17
Oct. 22, 1967	.....at Denver	.....W, 38-21
Nov. 23, 1967	.....vs. Denver	.....W, 24-20
Oct. 20, 1968	.....vs. Denver	.....W, 55-24
Dec. 1, 1968	.....at Denver	.....W, 47-23
Nov. 2, 1969	.....at Denver	.....L, 13-0
Nov. 23, 1969	.....vs. Denver	.....W, 45-24
Nov. 8, 1970	.....vs. Denver	.....W, 24-21
Dec. 13, 1970	.....at Denver*	.....T, 17-17
Oct. 17, 1971	.....at Denver	.....L, 20-16
Dec. 12, 1971	.....vs. Denver	.....W, 45-17
Sept. 24, 1972	.....vs. Denver	.....W, 37-14
Dec. 10, 1972	.....at Denver	.....L, 38-13
Nov. 11, 1973	.....at Denver	.....L, 30-19
Dec. 9, 1973	.....vs. Denver	.....L, 42-28
Oct. 20, 1974	.....at Denver	.....L, 27-7
Dec. 15, 1974	.....vs. Denver	.....W, 17-0
Nov. 16, 1975	.....vs. Denver	.....L, 27-17
Nov. 30, 1975	.....at Denver	.....L, 13-10 (OT)
Oct. 3, 1976	.....at Denver	.....L, 26-0

Nov. 14, 1976	vs. Denver	L, 17-0
Nov. 13, 1977	vs. Denver	L, 17-14
Dec. 11, 1977	at Denver	L, 17-9
Sept. 17, 1978	at Denver	L, 27-14
Oct. 8, 1978	vs. Denver	W, 23-0
Oct. 7, 1979	at Denver	L, 7-0
Dec. 17, 1979	vs. Denver	W, 17-7
Sept. 21, 1980	at Denver	W, 30-13
Nov. 9, 1980	vs. Denver	L, 20-23
Sept. 27, 1981	at Denver	L, 42-24
Nov. 29, 1981	vs. Denver	W, 34-17
Sept. 12, 1982	at Denver	W, 23-13
Nov. 28, 1982	vs. Denver	W, 30-20
Oct. 23, 1983	at Denver	L, 14-6
Nov. 27, 1983	vs. Denver	W, 31-7
Nov. 11, 1984	vs. Denver	L, 16-13
Dec. 9, 1984	at Denver	L, 16-13
Nov. 3, 1985	vs. Denver	W, 30-10
Nov. 17, 1985	at Denver	L, 30-24 (OT)
Oct. 12, 1986	vs. Denver	L, 31-14
Nov. 9, 1986	at Denver	W, 9-3
Nov. 29, 1987	vs. Denver	L, 31-17
Dec. 27, 1987	at Denver	L, 24-0
Sept. 11, 1988	at Denver	L, 34-3
Oct. 2, 1988	vs. Denver	L, 12-0
Oct. 8, 1989	at Denver	L, 16-16
Dec. 24, 1989	vs. Denver	W, 19-10
Nov. 11, 1990	vs. Denver	W, 19-7
Dec. 16, 1990	at Denver	L, 20-10
Sept. 22, 1991	at Denver	L, 27-19
Dec. 22, 1991	vs. Denver	L, 17-14
Sept. 13, 1992	at Denver	L, 21-13
Oct. 25, 1992	vs. Denver	W, 24-21
Sept. 12, 1993	at Denver	L, 34-17
Dec. 5, 1993	vs. Denver	W, 13-10
Sept. 4, 1994	at Denver	W, 37-34
Oct. 23, 1994	vs. Denver	L, 20-15
Sept. 24, 1995	vs. Denver	W, 17-6
Nov. 19, 1995	at Denver	L, 30-27
Oct. 6, 1996	at Denver	L, 28-17
Dec. 22, 1996	vs. Denver	W, 16-10
Nov. 30, 1997	vs. Denver	L, 38-28
Dec. 21, 1997	at Denver	L, 38-3
Nov. 8, 1998	at Denver	L, 27-10
Nov. 29, 1998	vs. Denver	L, 31-16
Nov. 7, 1999	vs. Denver	L, 33-17
Jan. 2, 2000	at Denver	W, 12-6
Oct. 8, 2000	vs. Denver	L, 21-7
Nov. 19, 2000	at Denver	L, 38-37
Oct. 21, 2001	vs. Denver	W, 27-10
Nov. 11, 2001	at Denver	L, 26-16
Oct. 6, 2002	at Denver	L, 26-9
Dec. 1, 2002	vs. Denver	W, 30-27 (OT)
Sept. 14, 2003	vs. Denver	L, 37-13
Nov. 16, 2003	at Denver	L, 37-8
Sept. 26, 2004	at Denver	L, 23-13
Dec. 5, 2004	vs. Denver	W, 20-17
Sept. 18, 2005	at Denver	L, 20-17
Dec. 31, 2005	vs. Denver	L, 23-27
Nov. 19, 2006	at Denver	W, 35-23
Oct. 12, 2006	vs. Denver	W, 48-20
Oct. 7, 2007	at Denver	W, 41-3
Dec. 24, 2007	vs. Denver	W, 23-3
Sept. 14, 2008	at Denver	L, 39-38
Dec. 28, 2008	vs. Denver	W, 52-21
Oct. 19, 2009	vs. Denver	L, 34-23
Nov. 22, 2009	at Denver	W, 32-3
Nov. 22, 2010	vs. Denver	W, 35-14
Jan. 2, 2011	at Denver	W, 33-28
Oct. 9, 2011	at Denver	W, 29-24
Sept. 27, 2011	vs. Denver	L, 16-13 (OT)
Oct. 15, 2012	vs. Denver	L, 35-24
Nov. 18, 2012	at Denver	L, 30-23
Nov. 10, 2013	vs. Denver	L, 28-20
Dec. 12, 2013	at Denver	W, 27-20
Jan. 12, 2014	at Denver*	L, 24-21
Oct. 23, 2014	at Denver	L, 35-17
Dec. 14, 2014	vs. Denver	L, 22-10
Dec. 6, 2015	vs. Denver	L, 17-3
Jan. 3, 2016	at Denver	L, 27-20
Oct. 13, 2016	vs. Denver	W, 21-13
Oct. 30, 2016	at Denver	L, 27-19
Sept. 11, 2017	at Denver	L, 24-21
Oct. 22, 2017	vs. Denver	W, 21-0
Nov. 18, 2018	vs. Denver	L, 23-22
Dec. 30, 2018	at Denver	W, 23-9

Oct. 6, 2019	vs. Denver	L, 20-13
Dec. 1, 2019	at Denver	L, 23-20
<i>*Ties were not counted in winning percentage until the 1972 season. Ties prior to 1972 are not calculated into the series winning percentage.</i>		
<i>*AFC Divisional</i>		
<b>DETROIT LIONS</b>		
<i>Regular Season (7-5-0, .583)</i>		
Oct. 22, 1972	at Detroit	L, 34-20
Nov. 6, 1977	at Detroit	L, 20-0
Oct. 22, 1978	at Detroit	L, 31-14
Sept. 13, 1981	vs. Detroit	W, 28-23
Sept. 30, 1984	vs. Detroit	W, 27-24
Nov. 11, 1996	vs. Detroit	W, 27-21
Oct. 10, 1999	at Detroit	W, 20-10
Dec. 7, 2003	at Detroit	W, 14-7
Dec. 16, 2007	vs. Detroit	W, 51-14
Dec. 24, 2011	at Detroit	L, 38-10
Sept. 13, 2015	vs. Detroit	W, 33-28
Sept. 15, 2019	at Detroit	L, 13-10
<b>GREEN BAY PACKERS</b>		
<i>Regular Season (2-10-0, .167)</i>		
Oct. 12, 1970	vs. Green Bay	L, 22-20
Nov. 24, 1974	at Green Bay	L, 34-0
Sept. 24, 1978	vs. Green Bay	L, 24-3
Oct. 7, 1984	at Green Bay	W, 34-28
Dec. 12, 1993	vs. Green Bay	L, 20-13
Sept. 15, 1996	at Green Bay	L, 42-10
Oct. 24, 1999	vs. Green Bay	L, 31-31
Dec. 14, 2003	vs. Green Bay	L, 38-21
Sept. 23, 2007	at Green Bay	L, 31-24
Nov. 6, 2011	vs. Green Bay	L, 45-38
Oct. 18, 2015	at Green Bay	L, 27-20
Nov. 3, 2019	vs. Green Bay	W, 26-11
<b>HOUSTON TEXANS</b>		
<i>Regular Season (5-2-0, .714)</i>		
Sept. 15, 2002	vs. Houston	W, 24-3
Sept. 12, 2004	at Houston	W, 27-20
Oct. 28, 2007	vs. Houston	W, 35-10
Nov. 7, 2010	at Houston	W, 29-23
Sept. 9, 2013	vs. Houston	L, 31-28
Nov. 27, 2016	at Houston	W, 21-13
Sept. 22, 2019	vs. Houston	L, 27-20
<b>INDIANAPOLIS COLTS<sup>†</sup></b>		
<i>Regular Season (17-10-0, .630)</i>		
<i>Postseason (2-1, .667)</i>		
Sept. 20, 1970	vs. Baltimore	L, 16-14
Oct. 8, 1972	at Baltimore	W, 23-20
Nov. 7, 1976	vs. Baltimore	L, 37-21
Oct. 18, 1981	at Baltimore	W, 43-14
Dec. 26, 1982	vs. Baltimore	W, 44-26
Nov. 4, 1984	at Indianapolis	W, 38-10
Nov. 30, 1986	at Indianapolis	W, 17-3
Nov. 8, 1987	at Indianapolis	W, 16-13
Dec. 20, 1988	vs. Indianapolis	L, 20-7
Oct. 23, 1989	vs. Indianapolis	L, 16-0
Nov. 26, 1989	at Indianapolis	L, 10-6
Oct. 18, 1992	at Indianapolis	W, 34-14
Nov. 1, 1992	vs. Indianapolis	W, 26-0
Dec. 17, 1995	at Indianapolis	W, 27-24
Dec. 31, 1995	vs. Indianapolis*	L, 35-20
Nov. 3, 1996	at Indianapolis	W, 26-19
Oct. 26, 1997	vs. Indianapolis	W, 35-19
Oct. 4, 1998	at Indianapolis	L, 17-12
Sept. 26, 1999	vs. Indianapolis	L, 27-19
Dec. 26, 2004	at Indianapolis	L, 34-31 (OT)
Dec. 18, 2005	at Indianapolis	W, 26-17
Nov. 11, 2007	vs. Indianapolis	W, 23-21
Jan. 23, 2008	at Indianapolis**	W, 28-24
Nov. 23, 2008	vs. Indianapolis	L, 23-20
Jan. 3, 2009	vs. Indianapolis*	W, 23-17 (OT)
Nov. 28, 2010	at Indianapolis	W, 36-14
Oct. 14, 2013	vs. Indianapolis	W, 19-9
Sept. 25, 2016	at Indianapolis	L, 26-22
Sept. 8, 2019	vs. Indianapolis	W, 30-24 (OT)
<i>†Known as Baltimore Colts (1960-83)</i>		
<i>**AFC Wild Card</i>		
<i>*AFC Divisional</i>		

<b>JACKSONVILLE JAGUARS</b>		
<i>Regular Season (8-3-0, .727)</i>		
Oct. 5, 2003	at Jacksonville	L, 27-21
Oct. 10, 2004	vs. Jacksonville	W, 34-21
Nov. 18, 2007	at Jacksonville	L, 24-17
Sept. 19, 2010	vs. Jacksonville	W, 38-13
Dec. 5, 2011	at Jacksonville	W, 38-14
Oct. 20, 2013	at Jacksonville	W, 24-6
Sept. 28, 2014	vs. Jacksonville	W, 33-14
Nov. 29, 2015	at Jacksonville	W, 31-25
Sept. 18, 2016	vs. Jacksonville	W, 38-14
Nov. 12, 2017	at Jacksonville	L, 20-17 (OT)
Dec. 8, 2019	at Jacksonville	W, 45-10
<b>KANSAS CITY CHIEFS<sup>†</sup></b>		
<i>Regular Season (55-63-1, .466)<sup>‡</sup></i>		
<i>Postseason (1-0, 1.000)</i>		
Sept. 10, 1960	vs. Dallas	W, 21-20
Sept. 25, 1960	at Dallas	L, 17-0
Sept. 10, 1961	at Dallas	W, 26-10
Nov. 19, 1961	vs. Dallas	W, 24-14
Oct. 7, 1962	vs. Dallas	W, 32-28
Dec. 16, 1962	at Dallas	L, 26-17
Sept. 29, 1963	vs. Kansas City	W, 24-10
Oct. 20, 1963	at Kansas City	W, 38-17
Nov. 15, 1964	at Kansas City	W, 24-14
Dec. 13, 1964	vs. Kansas City	L, 28-9
Sept. 26, 1965	vs. Kansas City*	T, 10-10
Nov. 14, 1965	at Kansas City	L, 31-7
Nov. 6, 1966	at Kansas City	L, 24-14
Dec. 18, 1966	vs. Kansas City	L, 27-17
Oct. 15, 1967	vs. Kansas City	W, 45-31
Nov. 19, 1967	at Kansas City	W, 17-16
Oct. 27, 1968	vs. Kansas City	L, 27-20
Dec. 8, 1968	vs. Kansas City	L, 40-3
Sept. 14, 1969	vs. Kansas City	L, 20-9
Nov. 9, 1969	at Kansas City	L, 27-4
Nov. 29, 1970	at Kansas City	L, 26-13
Dec. 20, 1970	vs. Kansas City	W, 31-13
Sept. 19, 1971	vs. Kansas City	W, 21-14
Oct. 10, 1971	at Kansas City	L, 31-10
Oct. 29, 1972	vs. Kansas City	L, 26-14
Nov. 19, 1972	at Kansas City	W, 27-17
Nov. 4, 1973	vs. Kansas City	L, 19-6
Dec. 16, 1973	at Kansas City	L, 33-0
Oct. 27, 1974	vs. Kansas City	L, 24-14
Nov. 10, 1974	at Kansas City	W, 14-7
Oct. 19, 1975	vs. Kansas City	L, 12-10
Dec. 7, 1975	at Kansas City	W, 28-20
Sept. 12, 1976	at Kansas City	W, 30-16
Nov. 28, 1976	vs. Kansas City	L, 23-20
Sept. 25, 1977	at Kansas City	W, 23-7
Oct. 23, 1977	vs. Kansas City	L, 21-16
Nov. 12, 1978	vs. Kansas City	W, 29-23 (OT)
Nov. 26, 1978	at Kansas City	L, 23-10
Nov. 4, 1979	at Kansas City	W, 20-24
Nov. 25, 1979	vs. Kansas City	W, 28-7
Sept. 28, 1980	at Kansas City	W, 24-27
Nov. 16, 1980	vs. Kansas City	W, 40-20
Sept. 20, 1981	at Kansas City	W, 42-31
Nov. 1, 1981	vs. Kansas City	W, 22-20
Sept. 19, 1982	at Kansas City	L, 19-12
Sept. 12, 1983	at Kansas City	W, 17-14
Dec. 11, 1983	vs. Kansas City	W, 41-38
Oct. 14, 1984	at Kansas City	L, 31-13
Dec. 16, 1984	vs. Kansas City	L, 42-21
Oct. 13, 1985	vs. Kansas City	W, 31-20
Dec. 22, 1985	at Kansas City	L, 38-34
Oct. 19, 1986	at Kansas City	L, 42-41
Nov. 2, 1986	vs. Kansas City	L, 24-23
Sept. 13, 1987	at Kansas City	L, 20-13
Oct. 25, 1987	vs. Kansas City	W, 42-21
Sept. 25, 1988	at Kansas City	W, 24-23
Dec. 18, 1988	vs. Kansas City	W, 24-13
Sept. 24, 1989	vs. Kansas City	W, 21-6
Dec. 17, 1989	at Kansas City	W, 20-13
Nov. 18, 1990	at Kansas City	L, 27-10
Dec. 23, 1990	vs. Kansas City	L, 24-21
Sept. 29, 1991	vs. Kansas City	L, 14-13
Dec. 8, 1991	at Kansas City	L, 20-17 (OT)
Sept. 6, 1992	vs. Kansas City	L, 24-10
Nov. 8, 1992	at Kansas City	L, 16-14
Jan. 2, 1993	vs. Kansas City*	W, 17-0
Oct. 17, 1993	vs. Kansas City	L, 17-14
Dec. 19, 1993	at Kansas City	L, 28-24
Oct. 9, 1994	vs. Kansas City	W, 20-6
Nov. 13, 1994	at Kansas City	W, 14-13

Oct. 9, 1995.....	at Kansas City.....	L 29-23 (OT)
Nov. 12, 1995.....	vs. Kansas City.....	L 22-7
Sept. 29, 1996.....	vs. Kansas City.....	W 28-19
Nov. 24, 1996.....	at Kansas City.....	W 28-14
Oct. 16, 1997.....	at Kansas City.....	L 31-3
Dec. 14, 1997.....	vs. Kansas City.....	L 29-7
Sept. 20, 1998.....	at Kansas City.....	L 23-7
Nov. 22, 1998.....	vs. Kansas City.....	W 38-19
Oct. 3, 1999.....	vs. Kansas City.....	W 21-14
Oct. 31, 1999.....	at Kansas City.....	L 34-0
Sept. 17, 2000.....	at Kansas City.....	L 42-10
Nov. 26, 2000.....	vs. Kansas City.....	W 17-16
Nov. 4, 2001.....	vs. Kansas City.....	L 25-20
Dec. 23, 2001.....	at Kansas City.....	L 20-17
Oct. 13, 2002.....	vs. Kansas City.....	W 35-34
Dec. 22, 2002.....	at Kansas City.....	L 24-22
Sept. 7, 2003.....	at Kansas City.....	L 27-14
Nov. 30, 2003.....	vs. Kansas City.....	L 28-24
Nov. 28, 2004.....	at Kansas City.....	W 34-31
Jan. 2, 2005.....	vs. Kansas City.....	W 24-17
Oct. 30, 2005.....	vs. Kansas City.....	W 28-20
Dec. 24, 2005.....	at Kansas City.....	L 20-7
Oct. 22, 2006.....	at Kansas City.....	L 30-27
Dec. 17, 2006.....	vs. Kansas City.....	W 20-9
Sept. 30, 2007.....	vs. Kansas City.....	L 30-16
Dec. 2, 2007.....	at Kansas City.....	W 24-10
Nov. 9, 2008.....	vs. Kansas City.....	W 20-19
Dec. 14, 2008.....	at Kansas City.....	W 22-21
Oct. 25, 2009.....	at Kansas City.....	W 37-7
Nov. 29, 2009.....	vs. Kansas City.....	W 43-14
Sept. 13, 2010.....	at Kansas City.....	L 21-14
Dec. 12, 2010.....	vs. Kansas City.....	W 31-0
Sept. 25, 2011.....	vs. Kansas City.....	W 20-17
Oct. 31, 2011.....	at Kansas City.....	L 23-20 (OT)
Sept. 30, 2012.....	at Kansas City.....	W 37-20
Nov. 1, 2012.....	vs. Kansas City.....	W 31-13
Nov. 24, 2013.....	at Kansas City.....	W 41-38
Dec. 29, 2013.....	vs. Kansas City.....	W 27-24 (OT)
Oct. 19, 2014.....	vs. Kansas City.....	L 23-20
Dec. 28, 2014.....	at Kansas City.....	L 19-7
Nov. 22, 2015.....	vs. Kansas City.....	L 33-3
Dec. 13, 2015.....	at Kansas City.....	L 10-3
Sept. 11, 2016.....	at Kansas City.....	L 33-27 (OT)
Jan. 1, 2017.....	vs. Kansas City.....	L 37-27
Sept. 24, 2017.....	vs. Kansas City.....	L 24-10
Dec. 16, 2017.....	at Kansas City.....	L 30-13
Sept. 9, 2018.....	vs. Kansas City.....	L 38-28
Dec. 13, 2018.....	at Kansas City.....	W 29-28
Nov. 18, 2019.....	vs. Kansas City.....	L 24-17
Dec. 29, 2019.....	at Kansas City.....	L 31-21

<sup>†</sup>Known as Dallas Texans (1960-62)

<sup>‡</sup>Ties were not counted in winning percentage until the 1972 season. Ties prior to 1972 are not calculated into the series winning percentage.

<sup>^</sup>Played at Estadio Azteca in Mexico City, Mexico.

<sup>\*</sup>AFC Wild Card

## LAS VEGAS RAIDERS<sup>†</sup>

**Regular Season (54-64-2, .458)<sup>‡</sup>**  
**Postseason (0-1, .000)**

Nov. 27, 1960.....	vs. Oakland.....	W 52-28
Dec. 4, 1960.....	at Oakland.....	W 41-17
Oct. 17, 1961.....	vs. Oakland.....	W 44-0
Sept. 22, 1961.....	at Oakland.....	W 41-10
Sept. 30, 1962.....	at Oakland.....	W 42-33
Dec. 2, 1962.....	vs. Oakland.....	W 31-21
Oct. 27, 1963.....	vs. Oakland.....	L 34-33
Dec. 8, 1963.....	at Oakland.....	L 41-27
Nov. 1, 1964.....	vs. Oakland.....	W 31-17
Oct. 20, 1964.....	at Oakland.....	L 21-20
Sept. 19, 1965.....	at Oakland.....	W 17-6
Sept. 19, 1965.....	vs. Oakland.....	W 24-14
Sept. 25, 1966.....	at Oakland.....	W 29-20
Nov. 13, 1966.....	at Oakland.....	L 41-19
Oct. 29, 1967.....	vs. Oakland.....	L 51-10
Dec. 3, 1967.....	vs. Oakland.....	L 41-21
Oct. 13, 1968.....	at Oakland.....	W 23-14
Dec. 15, 1968.....	vs. Oakland.....	L 34-27
Oct. 26, 1969.....	vs. Oakland.....	L 24-12
Nov. 16, 1969.....	at Oakland.....	L 21-16
Sept. 27, 1970.....	vs. Oakland <sup>‡</sup> .....	T 27-27
Nov. 22, 1970.....	at Oakland.....	L 20-17
Sept. 26, 1971.....	vs. Oakland.....	L 34-30
Nov. 21, 1971.....	at Oakland.....	L 34-33
Oct. 1, 1972.....	at Oakland <sup>‡</sup> .....	T 17-17
Dec. 3, 1972.....	vs. Oakland.....	L 21-19
Oct. 14, 1973.....	vs. Oakland.....	L 27-17

Nov. 25, 1973.....	at Oakland.....	L 31-3
Oct. 13, 1974.....	vs. Oakland.....	L 14-10
Nov. 17, 1974.....	at Oakland.....	L 17-10
Oct. 5, 1975.....	vs. Oakland.....	L 6-0
Oct. 26, 1975.....	at Oakland.....	L 25-0
Oct. 10, 1976.....	vs. Oakland.....	L 27-17
Dec. 12, 1976.....	at Oakland.....	L 24-0
Sept. 18, 1977.....	at Oakland.....	L 24-0
Nov. 20, 1977.....	vs. Oakland.....	W 12-7
Oct. 10, 1978.....	vs. Oakland.....	L 21-20
Oct. 29, 1978.....	at Oakland.....	W 27-23
Sept. 9, 1979.....	vs. Oakland.....	W 30-10
Oct. 25, 1979.....	at Oakland.....	L 45-22
Sept. 14, 1980.....	vs. Oakland.....	W 30-24 (OT)
Oct. 12, 1980.....	at Oakland.....	L 38-24
Jan. 11, 1981.....	vs. Oakland*.....	L 34-27
Nov. 22, 1981.....	at Oakland.....	W 55-21
Dec. 21, 1981.....	vs. Oakland.....	W 23-10
Nov. 22, 1982.....	at Los Angeles.....	L 28-24
Jan. 2, 1983.....	vs. Los Angeles.....	L 41-34
Dec. 1, 1983.....	vs. Los Angeles.....	L 42-10
Dec. 18, 1983.....	at Los Angeles.....	L 30-14
Sept. 24, 1984.....	at Los Angeles.....	L 33-30
Oct. 21, 1984.....	vs. Los Angeles.....	L 44-37
Oct. 28, 1985.....	at Los Angeles.....	L 34-21
Nov. 10, 1985.....	vs. Los Angeles.....	W 40-34 (OT)
Sept. 28, 1986.....	at Los Angeles.....	L 17-13
Nov. 20, 1986.....	vs. Los Angeles.....	L 37-31 (OT)
Oct. 18, 1987.....	at Los Angeles.....	W 23-17
Nov. 15, 1987.....	vs. Los Angeles.....	W 16-14
Sept. 4, 1988.....	at Los Angeles.....	L 24-13
Nov. 6, 1988.....	vs. Los Angeles.....	L 13-3
Sept. 10, 1989.....	at Los Angeles.....	L 40-14
Nov. 12, 1989.....	vs. Los Angeles.....	W 14-12
Oct. 21, 1990.....	vs. Los Angeles.....	L 24-9
Dec. 30, 1990.....	at Los Angeles.....	L 17-12
Oct. 6, 1991.....	at Los Angeles.....	W 21-13
Dec. 1, 1991.....	vs. Los Angeles.....	L 9-7
Nov. 29, 1992.....	vs. Los Angeles.....	W 27-3
Dec. 20, 1992.....	at Los Angeles.....	W 36-14
Oct. 31, 1993.....	at Los Angeles.....	W 30-23
Nov. 21, 1993.....	vs. Los Angeles.....	L 12-7
Sept. 25, 1994.....	at Los Angeles.....	W 26-24
Dec. 5, 1994.....	vs. Los Angeles.....	L 24-17
Sept. 3, 1995.....	at Oakland.....	L 17-7
Nov. 27, 1995.....	vs. Oakland.....	W 12-6
Sept. 22, 1996.....	at Oakland.....	W 40-34
Oct. 21, 1996.....	vs. Oakland.....	L 23-14
Oct. 5, 1997.....	at Oakland.....	W 25-10
Nov. 16, 1997.....	vs. Oakland.....	L 38-13
Oct. 11, 1998.....	at Oakland.....	L 7-6
Dec. 20, 1998.....	vs. Oakland.....	L 17-10
Nov. 14, 1999.....	at Oakland.....	L 28-9
Dec. 26, 1999.....	vs. Oakland.....	W 23-20
Sept. 3, 2000.....	at Oakland.....	L 9-6
Oct. 29, 2000.....	at Oakland.....	L 15-13
Nov. 18, 2001.....	at Oakland.....	L 34-24
Dec. 15, 2001.....	vs. Oakland.....	L 13-6
Oct. 20, 2002.....	at Oakland.....	W 27-21 (OT)
Dec. 8, 2002.....	vs. Oakland.....	L 27-7
Sept. 28, 2003.....	at Oakland.....	L 34-31 (OT)
Dec. 28, 2003.....	vs. Oakland.....	W 21-14
Oct. 31, 2004.....	vs. Oakland.....	W 42-14
Nov. 21, 2004.....	at Oakland.....	W 23-17
Oct. 16, 2005.....	at Oakland.....	W 27-14
Dec. 4, 2005.....	vs. Oakland.....	W 34-10
Sept. 11, 2006.....	at Oakland.....	W 27-0
Nov. 26, 2006.....	vs. Oakland.....	W 21-14
Oct. 14, 2007.....	vs. Oakland.....	W 28-14
Dec. 30, 2007.....	at Oakland.....	W 30-17
Sept. 28, 2008.....	at Oakland.....	W 28-18
Dec. 4, 2008.....	vs. Oakland.....	W 34-7
Sept. 14, 2009.....	at Oakland.....	W 24-20
Nov. 1, 2009.....	vs. Oakland.....	W 24-16
Oct. 10, 2010.....	at Oakland.....	L 35-27
Dec. 5, 2010.....	vs. Oakland.....	L 28-13
Nov. 10, 2011.....	vs. Oakland.....	L 24-17
Jan. 1, 2012.....	at Oakland.....	W 38-26
Sept. 10, 2012.....	at Oakland.....	W 22-14
Dec. 30, 2012.....	vs. Oakland.....	W 24-21
Oct. 6, 2013.....	at Oakland.....	L 27-17
Dec. 22, 2013.....	vs. Oakland.....	W 26-13
Oct. 12, 2014.....	at Oakland.....	W 31-28
Nov. 16, 2014.....	vs. Oakland.....	W 13-6
Oct. 25, 2015.....	vs. Oakland.....	L 37-29
Dec. 24, 2015.....	at Oakland.....	L 23-20 (OT)
Oct. 9, 2016.....	at Oakland.....	L 34-31

Dec. 18, 2016.....	vs. Oakland.....	L 19-16
Oct. 15, 2017.....	at Oakland.....	W 17-16
Dec. 31, 2017.....	vs. Oakland.....	W 30-10
Oct. 7, 2018.....	vs. Oakland.....	W 26-10
Nov. 11, 2018.....	at Oakland.....	W 20-6
Nov. 7, 2019.....	at Oakland.....	L 26-24
Dec. 22, 2019.....	vs. Oakland.....	L 24-17

<sup>†</sup>Known as Oakland Raiders (1960-81 and 1995-2019) and Los Angeles Raiders (1982-94)

<sup>‡</sup>Ties were not counted in winning percentage until the 1972 season. Ties prior to 1972 are not calculated into the series winning percentage.

<sup>\*</sup>AFC Championship

## LOS ANGELES RAMS<sup>†</sup>

**Regular Season (5-7-0, .417)**

Oct. 4, 1970.....	at Los Angeles.....	L 37-10
Oct. 12, 1975.....	vs. Los Angeles.....	L 13-10 (OT)
Oct. 21, 1979.....	at Los Angeles.....	W 40-16
Nov. 20, 1988.....	at Los Angeles.....	W 38-24
Oct. 13, 1991.....	at Los Angeles.....	L 30-24
Nov. 27, 1994.....	vs. Los Angeles.....	W 31-17
Oct. 1, 2000.....	at St. Louis.....	L 57-31
Nov. 10, 2002.....	at St. Louis.....	L 28-24
Oct. 29, 2006.....	vs. St. Louis.....	W 38-24
Nov. 17, 2010.....	at St. Louis.....	L 20-17
Nov. 23, 2014.....	vs. St. Louis.....	W 27-24
Sept. 23, 2018.....	at Los Angeles.....	L 35-23

<sup>†</sup>Known as Los Angeles Rams (1960-94 and 2016-present) and St. Louis Rams (1995-2015)

## MIAMI DOLPHINS

**Regular Season (14-16-0, .467)**

**Postseason (2-2, .500)**

Oct. 2, 1966.....	vs. Miami.....	W 44-10
Nov. 12, 1967.....	vs. Miami.....	W 24-0
Dec. 10, 1967.....	at Miami.....	L 41-24
Nov. 3, 1968.....	vs. Miami.....	W 34-28
Oct. 11, 1969.....	at Miami.....	W 21-14
Oct. 15, 1972.....	at Miami.....	L 24-10
Sept. 29, 1974.....	vs. Miami.....	L 28-21
Oct. 30, 1977.....	at Miami.....	W 14-13
Oct. 15, 1978.....	vs. Miami.....	L 28-21
Nov. 20, 1980.....	at Miami.....	W 27-24 (OT)
Jan. 2, 1982.....	at Miami*.....	W 41-38 (OT)
Nov. 16, 1983.....	at Miami*.....	L 34-13
Nov. 18, 1984.....	vs. Miami.....	W 34-28 (OT)
Sept. 7, 1986.....	vs. Miami.....	W 50-28
Oct. 16, 1988.....	at Miami.....	L 31-28
Dec. 15, 1991.....	vs. Miami.....	W 38-30
Jan. 10, 1993.....	at Miami*.....	L 31-0
Dec. 27, 1993.....	vs. Miami.....	W 45-20
Jan. 8, 1995.....	vs. Miami*.....	W 22-21
Nov. 5, 1995.....	vs. Miami.....	L 24-14
Dec. 19, 1999.....	at Miami.....	L 12-9
Nov. 12, 2000.....	vs. Miami.....	L 17-7
Nov. 24, 2002.....	at Miami.....	L 30-30
Oct. 27, 2003.....	vs. Miami <sup>^</sup> .....	L 16-10
Dec. 11, 2005.....	vs. Miami.....	L 23-21
Oct. 5, 2008.....	at Miami.....	L 17-10
Sept. 27, 2009.....	vs. Miami.....	W 23-13
Oct. 2, 2011.....	vs. Miami.....	W 26-16
Nov. 17, 2013.....	at Miami.....	L 20-16
Nov. 2, 2014.....	at Miami.....	L 37-0
Dec. 20, 2015.....	vs. Miami.....	W 30-14
Nov. 13, 2016.....	vs. Miami.....	L 31-24
Sept. 17, 2017.....	vs. Miami.....	L 19-17
Sept. 29, 2019.....	at Miami.....	W 30-10

<sup>^</sup>Played at Sun Devil Stadium in Tempe, Ariz., due to fires in the San Diego area.

<sup>\*</sup>AFC Divisional

## MINNESOTA VIKINGS

**Regular Season (6-7-0, .462)**

Dec. 5, 1971.....	vs. Minnesota.....	W 30-14
Nov. 23, 1975.....	at Minnesota.....	L 28-13
Nov. 19, 1978.....	at Minnesota.....	W 13-7
Oct. 11, 1981.....	vs. Minnesota.....	L 33-31
Sept. 2, 1984.....	at Minnesota.....	W 42-13
Oct. 20, 1985.....	at Minnesota.....	L 21-17
Nov. 7, 1993.....	at Minnesota.....	W 30-17
Nov. 28, 1999.....	at Minnesota.....	L 35-27
Nov. 9, 2003.....	vs. Minnesota.....	W 42-28
Nov. 2, 2007.....	at Minnesota.....	L 35-17
Sept. 17, 2011.....	vs. Minnesota.....	W 24-17
Sept. 27, 2015.....	at Minnesota.....	L 31-14
Dec. 15, 2019.....	vs. Minnesota.....	L 39-10



### NEW ENGLAND PATRIOTS<sup>†</sup>

Regular Season (14-22-2, .389)<sup>‡</sup>

Postseason (1-3, .250)

Oct. 8, 1960	...vs. Boston	L 35-0
Oct. 28, 1960	...at Boston	W 45-16
Oct. 7, 1961	...at Boston	W 38-27
Dec. 17, 1961	...vs. Boston	L 41-0
Oct. 19, 1962	...at Boston	L 24-20
Dec. 9, 1962	...vs. Boston	L 20-14
Sept. 14, 1963	...vs. Boston	W 17-13
Nov. 10, 1963	...at Boston	W 7-6
Jan. 5, 1964	...vs. Boston*	W 51-10
Sept. 20, 1964	...vs. Boston	L 33-28
Oct. 9, 1964	...at Boston	W 16-27
Oct. 17, 1965	...at Boston <sup>‡</sup>	T 13-13
Oct. 31, 1965	...vs. Boston	L 22-6
Sept. 10, 1966	...vs. Boston	W 24-0
Oct. 23, 1966	...at Boston	L 35-17
Sept. 9, 1967	...vs. Boston	W 28-14
Oct. 8, 1967	...vs. Boston <sup>‡</sup>	T 31-31
Nov. 10, 1968	...at Boston	W 27-17
Oct. 19, 1969	...at Boston	W 13-10
Dec. 7, 1969	...vs. Boston	W 28-18
Dec. 15, 1970	...at Boston	W 16-14
Dec. 2, 1973	...at New England	L 30-14
Nov. 9, 1975	...vs. New England	L 33-19
Oct. 16, 1977	...vs. New England	L 24-20
Oct. 1, 1978	...at New England	L 28-23
Sept. 23, 1979	...at New England	L 27-21
Oct. 16, 1983	...at New England	L 37-21
Nov. 20, 1994	...at New England	L 23-17
Dec. 1, 1996	...vs. New England	L 45-7
Aug. 31, 1997	...at New England	L 41-7
Oct. 14, 2001	...at New England	L 29-26 (OT)
Sept. 29, 2002	...vs. New England	W 21-14
Oct. 2, 2005	...at New England	W 41-17
Jan. 14, 2007	...at New England**	L 24-21
Sept. 16, 2007	...at New England	L 38-14
Jan. 20, 2008	...at New England***	L 21-12
Oct. 12, 2008	...vs. New England	W 30-10
Oct. 24, 2010	...vs. New England	L 23-20
Dec. 18, 2011	...at New England	L 35-21
Sept. 7, 2014	...vs. New England	L 23-14
Oct. 29, 2017	...at New England	L 21-13
Jan. 13, 2019	...at New England**	L 41-28

<sup>†</sup>Known as Boston Patriots (1960-70)

<sup>‡</sup>Ties were not counted in winning percentage until the 1972 season. Ties prior to 1972 are not calculated into the series winning percentage.

\*AFL Championship

\*\*AFC Divisional

\*\*\*AFC Championship

### NEW ORLEANS SAINTS

Regular Season (7-5-0, .583)

Nov. 18, 1973	...vs. New Orleans	W 17-14
Oct. 9, 1977	...at New Orleans	W 14-0
Dec. 9, 1979	...at New Orleans	W 35-0
Oct. 9, 1988	...vs. New Orleans	L 23-17
Nov. 17, 1991	...vs. New Orleans	W 24-14
Oct. 16, 1994	...at New Orleans	W 36-22
Sept. 7, 1997	...at New Orleans	W 20-6
Sept. 10, 2000	...vs. New Orleans	L 28-27
Nov. 7, 2004	...vs. New Orleans	W 43-17
Oct. 26, 2008	...at New Orleans*	L 37-32
Oct. 7, 2012	...at New Orleans	L 31-24
Oct. 2, 2016	...vs. New Orleans	L 35-34

<sup>\*</sup>Played at Wembley Stadium in London, England

### NEW YORK GIANTS

Regular Season (7-5-0, .583)

Nov. 7, 1971	...at New York	L 35-17
Nov. 1, 1975	...at New York	L 35-24
Oct. 19, 1980	...vs. New York	W 44-7
Oct. 2, 1983	...at New York	W 41-34
Sept. 14, 1986	...at New York	L 20-7
Oct. 22, 1989	...vs. New York	L 20-13
Dec. 23, 1995	...at New York	W 27-17
Sept. 27, 1998	...vs. New York	L 34-16
Sept. 25, 2005	...vs. New York	W 45-23
Nov. 8, 2009	...at New York	W 21-20
Dec. 8, 2013	...vs. New York	W 37-14
Oct. 8, 2017	...at New York	W 27-22

### NEW YORK JETS<sup>†</sup>

Regular Season (22-12-2, .647)<sup>‡</sup>

Postseason (0-2, .000)

Nov. 4, 1960	...at New York	W 21-7
Dec. 18, 1960	...vs. New York	W 50-43
Oct. 15, 1961	...at New York	W 25-10
Nov. 5, 1961	...vs. New York	W 48-13
Sept. 16, 1962	...vs. New York	W 40-14
Oct. 28, 1962	...at New York	L 23-3
Oct. 13, 1963	...vs. New York	W 24-20
Nov. 3, 1963	...at New York	W 53-37
Oct. 3, 1964	...at New York <sup>†</sup>	T 17-17
Dec. 6, 1964	...vs. New York	W 38-3
Oct. 23, 1965	...at New York	W 34-9
Dec. 4, 1965	...vs. New York	W 38-7
Oct. 8, 1966	...at New York	L 17-16
Nov. 11, 1966	...vs. New York	W 42-27
Dec. 24, 1967	...vs. New York	L 42-31
Oct. 5, 1968	...at New York	L 23-20
Nov. 24, 1968	...vs. New York	L 37-15
Sept. 28, 1969	...vs. New York	W 34-27
Oct. 31, 1971	...vs. New York	W 49-21
Dec. 1, 1974	...at New York	L 27-21
Dec. 15, 1975	...vs. New York	W 24-16
Sept. 4, 1983	...vs. New York	L 41-29
Dec. 3, 1989	...vs. New York	L 20-17
Oct. 14, 1990	...at New York	W 39-3
Dec. 2, 1990	...vs. New York	W 38-17
Nov. 24, 1991	...at New York	L 24-3
Dec. 18, 1994	...at New York	W 21-6
Nov. 3, 2002	...vs. New York	L 44-13
Sept. 19, 2004	...vs. New York	L 34-28
Jan. 8, 2005	...vs. New York*	L 20-17 (OT)
Nov. 6, 2005	...at New York	W 31-26
Sept. 22, 2008	...vs. New York	W 48-29
Jan. 17, 2010	...vs. New York**	L 17-14
Oct. 23, 2011	...at New York	L 27-21
Dec. 23, 2012	...at New York	W 27-17
Oct. 5, 2014	...vs. New York	W 31-0
Dec. 24, 2017	...at New York	W 14-7

<sup>†</sup>Known as Titans of New York (1960-62)

<sup>‡</sup>Ties were not counted in winning percentage until the 1972 season. Ties prior to 1972 are not calculated into the series winning percentage.

\*AFL Wild Card

\*\*AFC Divisional

### PHILADELPHIA EAGLES

Regular Season (7-5-0, .583)

Oct. 6, 1974	...vs. Philadelphia	L 13-7
Nov. 30, 1980	...vs. Philadelphia	W 22-21
Dec. 15, 1985	...vs. Philadelphia	W 20-14
Oct. 26, 1986	...at Philadelphia	L 23-7
Nov. 5, 1989	...vs. Philadelphia	W 20-17
Sept. 17, 1995	...at Philadelphia	W 27-21
Oct. 18, 1998	...vs. Philadelphia	W 13-10
Dec. 9, 2001	...at Philadelphia	L 24-14
Oct. 23, 2005	...vs. Philadelphia	L 20-17
Nov. 15, 2009	...vs. Philadelphia	W 31-23
Sept. 15, 2013	...at Philadelphia	W 33-30
Oct. 1, 2017	...vs. Philadelphia	L 26-24

### PITTSBURGH STEELERS

Regular Season (8-23-0, .258)

Postseason (2-1, .667)

Oct. 3, 1971	...at Pittsburgh	L 21-17
Dec. 17, 1972	...vs. Pittsburgh	L 24-2
Oct. 7, 1973	...at Pittsburgh	L 38-21
Sept. 21, 1975	...vs. Pittsburgh	L 37-0
Oct. 31, 1976	...at Pittsburgh	L 23-0
Dec. 18, 1977	...vs. Pittsburgh	L 10-9
Nov. 18, 1979	...vs. Pittsburgh	W 35-7
Dec. 22, 1980	...vs. Pittsburgh	W 26-17
Jan. 9, 1983	...at Pittsburgh*	W 31-28
Nov. 6, 1983	...at Pittsburgh	L 26-3
Nov. 25, 1984	...at Pittsburgh	L 52-24
Dec. 8, 1985	...vs. Pittsburgh	W 54-44
Dec. 13, 1987	...vs. Pittsburgh	L 50-16
Nov. 11, 1988	...vs. Pittsburgh	W 20-14
Nov. 19, 1989	...at Pittsburgh	L 20-17
Oct. 7, 1990	...at Pittsburgh	L 36-14
Sept. 1, 1991	...at Pittsburgh	L 26-20
Sept. 20, 1992	...vs. Pittsburgh	L 23-6
Oct. 10, 1993	...at Pittsburgh	L 16-3
Dec. 24, 1994	...vs. Pittsburgh	W 37-34

Jan. 15, 1995	...at Pittsburgh***	W 17-13
Oct. 1, 1995	...at Pittsburgh	L 31-16
Dec. 8, 1996	...at Pittsburgh	L 16-3
Dec. 24, 2000	...vs. Pittsburgh	L 34-21
Dec. 21, 2003	...at Pittsburgh	L 40-24
Oct. 10, 2005	...vs. Pittsburgh	L 24-22
Oct. 8, 2006	...vs. Pittsburgh	W 13-13
Nov. 16, 2008	...at Pittsburgh	L 21-10
Jan. 11, 2009	...at Pittsburgh**	L 35-24
Oct. 4, 2009	...at Pittsburgh	L 38-28
Dec. 9, 2012	...at Pittsburgh	W 34-24
Oct. 12, 2015	...vs. Pittsburgh	L 24-10
Dec. 2, 2018	...at Pittsburgh	W 33-30
Oct. 13, 2019	...vs. Pittsburgh	L 24-17

\*AFC Wild Card

\*\*AFC Divisional

\*\*\*AFC Championship

### SAN FRANCISCO 49ERS

Regular Season (8-6-0, .571)

Postseason (0-1, .000)

Sept. 17, 1972	...at San Francisco	L 34-3
Dec. 5, 1976	...vs. San Francisco	W 13-7 (OT)
Sept. 30, 1979	...vs. San Francisco	W 31-9
Dec. 11, 1982	...at San Francisco	W 41-37
Nov. 27, 1988	...vs. San Francisco	L 48-10
Sept. 8, 1991	...at San Francisco	L 34-14
Dec. 11, 1994	...vs. San Francisco	L 38-15
Jan. 29, 1995	...San Francisco*	L 49-26
Nov. 23, 1997	...at San Francisco	L 17-10
Dec. 3, 2000	...vs. San Francisco	L 45-17
Nov. 17, 2002	...vs. San Francisco	W 20-17 (OT)
Oct. 15, 2006	...at San Francisco	W 48-19
Dec. 16, 2010	...vs. San Francisco	W 34-7
Dec. 20, 2014	...at San Francisco	W 38-35 (OT)
Sept. 30, 2018	...vs. San Francisco	W 29-27

\*Visiting team for Super Bowl XXIX, hosted in South Florida at Joe Robbie Stadium (Miami, Fla.)

### SEATTLE SEAHAWKS

Regular Season (25-26-0, .490)

Nov. 27, 1977	...at Seattle	W 30-28
Sept. 3, 1978	...at Seattle	W 24-20
Dec. 10, 1978	...vs. Seattle	W 37-10
Sept. 2, 1979	...at Seattle	W 33-16
Oct. 14, 1979	...vs. Seattle	W 20-10
Sept. 7, 1980	...at Seattle	W 34-13
Dec. 13, 1980	...vs. Seattle	W 21-14
Oct. 4, 1981	...vs. Seattle	W 24-10
Nov. 16, 1981	...at Seattle	L 44-23
Sept. 18, 1983	...at Seattle	L 34-31
Oct. 9, 1983	...vs. Seattle	W 28-21
Sept. 9, 1984	...at Seattle	L 31-17
Oct. 29, 1984	...vs. Seattle	L 24-0
Sept. 15, 1985	...vs. Seattle	L 49-35
Oct. 6, 1985	...at Seattle	L 26-21
Oct. 6, 1986	...at Seattle	L 33-7
Dec. 14, 1986	...vs. Seattle	L 34-24
Nov. 22, 1987	...at Seattle	L 34-3
Sept. 18, 1988	...vs. Seattle	W 17-6
Oct. 30, 1988	...at Seattle	L 17-14
Oct. 15, 1989	...vs. Seattle	L 17-16
Nov. 29, 1989	...at Seattle	L 10-7
Nov. 4, 1990	...at Seattle	W 31-14
Nov. 25, 1990	...vs. Seattle	L 13-10 (OT)
Oct. 27, 1991	...at Seattle	L 20-9
Nov. 10, 1991	...vs. Seattle	W 17-14
Oct. 4, 1992	...vs. Seattle	W 17-6
Dec. 27, 1992	...at Seattle	W 31-14
Sept. 5, 1993	...vs. Seattle	L 18-12
Oct. 3, 1993	...at Seattle	L 31-14
Sept. 18, 1994	...at Seattle	W 24-10
Oct. 30, 1994	...vs. Seattle	W 35-15
Sept. 10, 1995	...vs. Seattle	W 14-10
Oct. 22, 1995	...at Seattle	W 35-25
Sept. 1, 1996	...vs. Seattle	W 29-7
Oct. 27, 1996	...at Seattle	L 32-13
Sept. 21, 1997	...at Seattle	L 26-22
Nov. 9, 1997	...vs. Seattle	L 37-31
Oct. 25, 1998	...vs. Seattle	L 27-20
Dec. 13, 1998	...at Seattle	L 38-17
Oct. 17, 1999	...vs. Seattle	W 13-10
Dec. 12, 1999	...at Seattle	W 19-16
Sept. 24, 2000	...vs. Seattle	L 20-12
Nov. 5, 2000	...at Seattle	L 17-15



Dec. 2, 2001	..... at Seattle	..... L 13-10 (OT)
Dec. 30, 2001	..... vs. Seattle	..... L 25-22
Dec. 29, 2002	..... vs. Seattle	..... L 31-28 (OT)
Dec. 24, 2006	..... at Seattle	..... W 20-17
Sept. 26, 2010	..... at Seattle	..... L 27-20
Sept. 14, 2014	..... vs. Seattle	..... W 30-21
Nov. 4, 2018	..... at Seattle	..... W 25-17

## TAMPA BAY BUCCANEERS

### Regular Season (8-3-0, .727)

Sept. 19, 1976	..... at Tampa Bay	..... W 23-0
Dec. 13, 1981	..... at Tampa Bay	..... W 24-23
Oct. 11, 1987	..... at Tampa Bay	..... W 17-13
Oct. 28, 1990	..... vs. Tampa Bay	..... W 41-10
Nov. 22, 1992	..... vs. Tampa Bay	..... W 29-14
Jan. 2, 1994	..... at Tampa Bay	..... W 32-17
Nov. 17, 1996	..... vs. Tampa Bay	..... L 25-17
Dec. 12, 2004	..... vs. Tampa Bay	..... W 31-24
Dec. 21, 2008	..... at Tampa Bay	..... W 41-24
Nov. 11, 2012	..... at Tampa Bay	..... L 34-24
Dec. 4, 2016	..... vs. Tampa Bay	..... L 28-21

## TENNESSEE TITANS<sup>†</sup>

### Regular Season (27-15-1, .643)<sup>‡</sup>

#### Postseason (0-1, .000)

Sept. 18, 1960	..... at Houston	..... L 38-28
Nov. 13, 1960	..... vs. Houston	..... W 24-21
Jan. 1, 1961	..... at Houston**	..... L 24-16
Sept. 24, 1961	..... vs. Houston	..... W 34-24
Dec. 3, 1961	..... at Houston	..... L 33-13
Dec. 24, 1961	..... vs. Houston**	..... L 10-3
Sept. 23, 1962	..... vs. Houston	..... L 42-17
Nov. 25, 1962	..... at Houston	..... L 33-27

Dec. 1, 1963	..... vs. Houston	..... W 27-0
Dec. 15, 1963	..... at Houston	..... W 20-14
Sept. 12, 1964	..... vs. Houston	..... W 27-21
Oct. 25, 1964	..... at Houston	..... W 20-17
Oct. 3, 1965	..... vs. Houston	..... W 31-14
Dec. 12, 1965	..... at Houston	..... W 37-26
Dec. 4, 1966	..... at Houston	..... W 28-22
Sept. 24, 1967	..... vs. Houston	..... W 13-3
Dec. 16, 1967	..... at Houston	..... L 24-17
Sept. 21, 1968	..... vs. Houston	..... W 30-14
Nov. 27, 1969	..... at Houston	..... W 21-17
Oct. 25, 1970	..... vs. Houston <sup>‡</sup>	..... T 31-31
Dec. 19, 1971	..... at Houston	..... L 49-33
Nov. 26, 1972	..... vs. Houston	..... W 34-20
Sept. 15, 1974	..... at Houston	..... L 21-14
Sept. 28, 1975	..... at Houston	..... L 33-17
Oct. 17, 1976	..... vs. Houston	..... W 30-27
Dec. 17, 1978	..... at Houston	..... W 45-24
Dec. 29, 1979	..... vs. Houston****	..... L 17-14
Sept. 16, 1984	..... at Houston	..... W 31-14
Nov. 24, 1985	..... at Houston	..... L 37-35
Dec. 7, 1986	..... vs. Houston	..... W 27-0
Dec. 6, 1987	..... at Houston	..... L 33-18
Sept. 17, 1989	..... vs. Houston	..... L 34-27
Sept. 30, 1990	..... vs. Houston	..... L 17-7
Sept. 27, 1992	..... at Houston	..... L 27-0
Sept. 19, 1993	..... vs. Houston	..... W 18-17
Sept. 13, 1998	..... at Tennessee	..... W 13-7
Oct. 3, 2004	..... vs. Tennessee	..... W 38-17
Sept. 17, 2006	..... vs. Tennessee	..... W 40-7
Dec. 9, 2007	..... at Tennessee	..... W 23-17 (OT)
Jan. 6, 2008	..... vs. Tennessee****	..... W 17-6
Dec. 25, 2009	..... at Tennessee	..... W 42-17

Oct. 31, 2010	..... vs. Tennessee	..... W 33-25
Sept. 16, 2012	..... vs. Tennessee	..... W 38-10
Sept. 22, 2013	..... at Tennessee	..... L 20-17
Nov. 6, 2016	..... vs. Tennessee	..... W 43-35
Oct. 21, 2018	..... vs. Tennessee <sup>^</sup>	..... W 20-19
Oct. 20, 2019	..... at Tennessee	..... L 23-20

<sup>†</sup>Known as Houston Oilers (1960-96) and Tennessee Oilers (1997-98)

<sup>‡</sup>Ties were not counted in winning percentage until the 1972 season. Ties prior to 1972 are not calculated into the series winning percentage.

<sup>^</sup>Played at Wembley Stadium in London, England.

\*\*AFL Championship

\*\*\*AFC Wild Card

\*\*\*\*AFC Divisional

## WASHINGTON FOOTBALL TEAM<sup>†</sup>

### Regular Season (4-7-0, .364)

Sept. 16, 1973	..... at Washington	..... L 38-0
Dec. 7, 1980	..... at Washington	..... L 40-17
Oct. 31, 1983	..... vs. Washington	..... L 27-24
Sept. 21, 1986	..... vs. Washington	..... L 30-27
Dec. 10, 1989	..... at Washington	..... L 26-21
Dec. 6, 1998	..... at Washington	..... L 24-20
Sept. 9, 2001	..... vs. Washington	..... W 30-30
Nov. 27, 2005	..... at Washington	..... W 23-17 (OT)
Jan. 3, 2010	..... vs. Washington	..... W 23-20
Nov. 3, 2013	..... at Washington	..... L 30-24 (OT)
Dec. 10, 2017	..... vs. Washington	..... W 30-13

<sup>†</sup>Known as Washington Redskins (1960-2019)

# BOLTS IN PRIME TIME SINCE 1970

Prime Time Record Since 1970 NFL-AFL Merger: 50-53-0 (.485)

## MONDAY NIGHT FOOTBALL

### Record: 22-24-0 (.478)

Oct. 12, 1970	..... vs. Green Bay	..... L 22-20
Nov. 15, 1971	..... vs. St. Louis*	..... W 20-17
Nov. 13, 1972	..... vs. Cleveland	..... L 21-17
Dec. 15, 1975	..... vs. N.Y. Jets	..... W 24-16
Dec. 4, 1978	..... vs. Chicago	..... W 40-7
Dec. 17, 1979	..... vs. Denver	..... W 17-7
Dec. 22, 1980	..... vs. Pittsburgh	..... W 26-17
Sept. 7, 1987	..... at Cleveland	..... W 44-14
Nov. 16, 1981	..... at Seattle	..... L 44-23
Dec. 21, 1981	..... vs. Oakland	..... W 23-10
Nov. 22, 1982	..... at L.A. Raiders**	..... L 28-24
Dec. 20, 1982	..... vs. Cincinnati	..... W 50-34
Sept. 12, 1983	..... at Kansas City	..... W 17-14
Oct. 31, 1983	..... vs. Washington	..... L 27-24
Sept. 24, 1984	..... at L.A. Raiders**	..... L 33-30
Oct. 29, 1984	..... vs. Seattle	..... L 24-0
Dec. 3, 1984	..... vs. Chicago	..... W 20-7
Oct. 28, 1985	..... at L.A. Raiders**	..... L 34-21
Oct. 6, 1986	..... at Seattle	..... L 33-7
Nov. 29, 1993	..... at Indianapolis	..... W 31-20
Dec. 27, 1993	..... vs. Miami	..... W 45-20
Dec. 5, 1994	..... vs. L.A. Raiders**	..... L 24-17
Oct. 9, 1995	..... at Kansas City	..... L 29-23 (OT)
Nov. 27, 1995	..... vs. Oakland	..... W 12-6
Oct. 21, 1996	..... vs. Oakland	..... L 23-14
Nov. 11, 1996	..... vs. Detroit	..... W 27-21
Oct. 27, 2003	..... vs. Miami	..... L 26-10
Oct. 10, 2005	..... vs. Pittsburgh	..... L 24-22
Sept. 11, 2006	..... at Oakland	..... W 27-0
Dec. 24, 2007	..... vs. Denver	..... W 23-3
Sept. 22, 2008	..... vs. N.Y. Jets	..... W 48-29
Sept. 14, 2009	..... at Oakland	..... W 24-20
Oct. 19, 2009	..... vs. Denver	..... L 34-23
Sept. 13, 2010	..... at Kansas City	..... L 21-14
Nov. 22, 2010	..... vs. Denver	..... W 35-14
Oct. 31, 2011	..... at Kansas City	..... L 23-20 (OT)
Dec. 5, 2011	..... at Jacksonville	..... W 38-14
Sept. 10, 2012	..... at Oakland	..... W 22-14

Oct. 15, 2012	..... vs. Denver	..... L 35-24
Sept. 9, 2013	..... vs. Houston	..... L 31-28
Oct. 14, 2013	..... vs. Indianapolis	..... W 19-9
Sept. 8, 2014	..... at Arizona	..... L 18-17
Oct. 12, 2015	..... vs. Pittsburgh	..... L 24-20
Nov. 9, 2015	..... vs. Chicago	..... L 22-21
Nov. 11, 2017	..... at Denver	..... L 24-19
Nov. 18, 2019	..... vs. Kansas City <sup>^</sup>	..... L 24-17

\*Known as St. Louis Cardinals (1960-87) and Phoenix Cardinals (1988-93)

\*\*Known as Oakland Raiders (1960-81 and 1995-2019) and Los Angeles Raiders (1982-94)

<sup>^</sup>Played at Estadio Azteca in Mexico City, Mexico.

## SUNDAY NIGHT GAMES

### Record: 17-19-0 (.472)

Oct. 26, 1980	..... at Dallas	..... L 42-31
Dec. 8, 1985	..... vs. Pittsburgh	..... W 54-44
Nov. 15, 1987	..... vs. L.A. Raiders*	..... W 16-14
Nov. 6, 1988	..... vs. L.A. Raiders*	..... L 13-3
Nov. 12, 1989	..... vs. L.A. Raiders*	..... W 14-12
Nov. 25, 1990	..... vs. Seattle	..... L 13-10 (OT)
Dec. 1, 1991	..... vs. L.A. Raiders*	..... L 9-7
Nov. 29, 1992	..... vs. L.A. Raiders*	..... W 27-3
Nov. 14, 1993	..... vs. Chicago	..... L 16-13
Dec. 12, 1993	..... vs. Green Bay	..... L 20-13
Sept. 4, 1997	..... at Denver	..... W 37-34
Nov. 5, 1995	..... vs. Miami	..... L 24-14
Dec. 1, 1996	..... vs. New England	..... L 45-7
Dec. 22, 1996	..... vs. Denver	..... W 16-10
Nov. 16, 1997	..... vs. Oakland	..... L 38-13
Nov. 30, 1997	..... vs. Denver	..... L 38-28
Nov. 29, 1998	..... vs. Denver	..... L 31-16
Oct. 29, 2000	..... vs. Oakland	..... L 15-13
Sept. 25, 2005	..... vs. N.Y. Giants	..... W 45-23
Dec. 4, 2005	..... vs. Oakland	..... W 34-10
Oct. 8, 2006	..... vs. Pittsburgh	..... W 23-13
Nov. 19, 2006	..... at Denver	..... W 35-27
Dec. 17, 2006	..... vs. Kansas City	..... W 20-9
Sept. 16, 2007	..... at New England	..... L 38-14
Nov. 11, 2007	..... vs. Indianapolis	..... W 23-21

Oct. 12, 2008	..... vs. New England	..... W 30-10
Nov. 23, 2008	..... vs. Indianapolis	..... L 23-20
Dec. 28, 2008	..... vs. Denver	..... W 52-21
Oct. 4, 2009	..... at Pittsburgh	..... L 38-28
Nov. 28, 2010	..... at Indianapolis	..... W 36-14
Dec. 18, 2011	..... vs. Baltimore	..... W 34-14
Oct. 7, 2012	..... at New Orleans	..... L 31-24
Oct. 6, 2013	..... at Oakland	..... L 27-17
Dec. 7, 2014	..... vs. New England	..... L 23-14
Dec. 2, 2018	..... at Pittsburgh	..... W 33-30
Oct. 13, 2019	..... vs. Pittsburgh	..... L 24-17

\*Known as Oakland Raiders (1960-81 and 1995-2019) and Los Angeles Raiders (1982-94)

## THURSDAY NIGHT GAMES

### Record: 8-8-0 (.500)

Oct. 25, 1979	..... at Oakland	..... L 45-22
Nov. 20, 1980	..... at Miami	..... W 27-24 (OT)
Dec. 1, 1983	..... vs. L.A. Raiders*	..... L 42-10
Nov. 20, 1986	..... vs. L.A. Raiders*	..... L 37-31 (OT)
Oct. 16, 1997	..... at Kansas City	..... L 31-3
Dec. 4, 2008	..... vs. Oakland	..... W 34-7
Dec. 16, 2010	..... vs. San Francisco	..... W 34-7
Nov. 10, 2011	..... vs. Oakland	..... L 24-17
Nov. 1, 2012	..... vs. Kansas City	..... W 31-13
Dec. 12, 2013	..... at Denver	..... W 27-20
Oct. 23, 2014	..... at Denver	..... L 35-21
Oct. 24, 2015	..... at Oakland	..... L 23-20 (OT)
Dec. 13, 2016	..... vs. Denver	..... W 21-13
Dec. 13, 2018	..... at Kansas City	..... W 29-28
Nov. 7, 2019	..... at Oakland*	..... L 26-24

\*Known as Oakland Raiders (1960-81 and 1995-2019) and Los Angeles Raiders (1982-94)

## FRIDAY/SATURDAY NIGHT GAMES

### Record: 3-2-0 (.600)

Sat., Oct. 23, 1971	..... vs. Buffalo	..... W 20-3
Fri., Dec. 25, 2009	..... at Tennessee	..... W 42-17
Sat., Dec. 20, 2014	..... at San Francisco	..... W 38-35 (OT)
Sat., Dec. 16, 2017	..... at Kansas City	..... L 30-13
Sat., Dec. 22, 2018	..... vs. Baltimore	..... L 22-10

# PRESEASON RESULTS

## 2019 (1-3)

Aug. 8	at Arizona Cardinals	..... L, 17-13
Aug. 18	vs. New Orleans Saints	..... L, 19-17
Aug. 24	vs. Seattle Seahawks	..... L, 23-15
Aug. 29	at San Francisco 49ers	..... W, 27-24

## 2018 (2-2)

Aug. 11	at Arizona Cardinals	..... L, 24-17
Aug. 18	vs. Seattle Seahawks	..... W, 24-14
Aug. 25	vs. New Orleans Saints	..... L, 36-7
Aug. 30	at San Francisco 49ers	..... W, 23-21

## 2017 (1-3)

Aug. 13	vs. Seattle Seahawks	..... L, 48-17
Aug. 20	vs. New Orleans Saints	..... L, 13-7
Aug. 26	at Los Angeles Rams	..... W, 21-19
Aug. 31	at San Francisco 49ers	..... L, 23-13

## 2016 (1-3)

Aug. 13	at Tennessee Titans	..... L, 27-10
Aug. 19	at Arizona Cardinals	..... W, 19-3
Aug. 28	at Minnesota Vikings	..... L, 23-10
Sept. 1	vs. San Francisco 49ers	..... L, 31-21

## 2015 (2-2)

Aug. 23	vs. Dallas Cowboys	..... W, 17-7
Aug. 22	at Arizona Cardinals	..... W, 22-19
Aug. 29	vs. Seattle Seahawks	..... L, 16-15
Sept. 3	at San Francisco 49ers	..... L, 14-12

## 2014 (2-2)

Aug. 7	vs. Dallas Cowboys	..... W, 27-7
Aug. 15	at Seattle Seahawks	..... L, 41-14
Aug. 24	at San Francisco 49ers	..... L, 21-7
Aug. 28	vs. Arizona Cardinals	..... W, 12-9

## 2013 (1-3)

Aug. 8	vs. Seattle Seahawks	..... L, 31-10
Aug. 15	at Chicago Bears	..... L, 33-28
Aug. 24	at Arizona Cardinals	..... W, 24-7
Aug. 29	vs. San Francisco 49ers	..... L, 41-6

## 2012 (3-1)

Aug. 9	vs. Green Bay Packers	..... W, 21-13
Aug. 18	vs. Dallas Cowboys	..... W, 28-20
Aug. 24	at Minnesota Vikings	..... W, 12-10
Aug. 30	at San Francisco 49ers	..... L, 35-3

## 2011 (2-2)

Aug. 11	vs. Seattle Seahawks	..... L, 24-17
Aug. 21	at Dallas Cowboys	..... W, 20-7
Aug. 27	at Arizona Cardinals	..... W, 34-31
Sept. 1	vs. San Francisco 49ers	..... L, 20-17

## 2010 (1-3)

Aug. 14	vs. Chicago Bears	..... W, 25-10
Aug. 21	vs. Dallas Cowboys	..... L, 16-14
Aug. 27	at New Orleans Saints	..... L, 36-21
Sept. 2	at San Francisco 49ers	..... L, 17-14

## 2009 (2-2)

Aug. 15	vs. Seattle Seahawks	..... L, 20-14
Aug. 22	at Arizona Cardinals	..... W, 17-6
Aug. 29	at Atlanta Falcons	..... L, 27-24
Sept. 4	vs. San Francisco 49ers	..... W, 26-7

## 2008 (3-1)

Aug. 9	vs. Dallas Cowboys	..... W, 31-17
Aug. 16	at St. Louis Rams	..... L, 7-6
Aug. 25	vs. Seattle Seahawks	..... W, 18-17
Aug. 29	at San Francisco 49ers	..... W, 20-17

## 2007 (3-1)

Aug. 12	vs. Seattle Seahawks	..... L, 24-16
Aug. 18	at St. Louis Rams	..... W, 30-13
Aug. 25	at Arizona Cardinals	..... W, 33-31
Aug. 30	vs. San Francisco 49ers	..... W, 16-13

## 2006 (2-2)

Aug. 12	vs. Green Bay Packers	..... W, 17-3
Aug. 18	at Chicago Bears	..... L, 24-3
Aug. 26	vs. Seattle Seahawks	..... W, 31-20
Sept. 1	at San Francisco 49ers	..... L, 23-14

## 2005 (2-2)

Aug. 11	at Green Bay Packers	..... L, 10-7
Aug. 21	vs. St. Louis Rams	..... W, 36-21
Aug. 26	at Minnesota Vikings	..... L, 19-16
Sept. 1	vs. San Francisco 49ers	..... W, 28-24

## 2004 (2-2)

Aug. 14	vs. Indianapolis Colts	..... L, 21-17
Aug. 21	at Arizona Cardinals	..... W, 38-13
Aug. 27	vs. Seattle Seahawks	..... L, 26-20
Sept. 2	at San Francisco 49ers	..... W, 31-15

## 2003 (2-2)

Aug. 9	at Seattle Seahawks	..... L, 20-7
Aug. 16	vs. Arizona Cardinals	..... L, 16-10
Aug. 23	at Houston Texans	..... W, 19-17
Aug. 29	vs. San Francisco 49ers	..... W, 24-3

## 2002 (2-2)

Aug. 10	vs. Arizona Cardinals	..... L, 24-14
Aug. 16	vs. Seattle Seahawks	..... W, 24-14
Aug. 22	at St. Louis Rams	..... W, 31-10
Aug. 28	at San Francisco 49ers	..... L, 27-3

## 2001 (3-1)

Aug. 11	vs. San Francisco 49ers	..... W, 25-24
Aug. 18	at Miami Dolphins	..... W, 23-20 (OT)
Aug. 25	vs. St. Louis Rams	..... W, 13-10 (OT)
Aug. 31	at Arizona Cardinals	..... L, 16-3

## 2000 (4-0)

Aug. 5	at San Francisco 49ers	..... W, 23-20
Aug. 12	vs. Minnesota Vikings	..... W, 31-7
Aug. 18	at Atlanta Falcons	..... W, 28-14
Aug. 25	vs. Arizona Cardinals	..... W, 24-20

## 1999 (0-5)

Aug. 5	vs. Denver Broncos*	..... L, 20-17
* - Played at Stadium Australia in Sydney, Australia		
Aug. 12	at San Francisco 49ers	..... L, 31-24
Aug. 21	vs. Miami Dolphins	..... L, 13-10
Aug. 28	at St. Louis Rams	..... L, 24-21
Sept. 3	vs. Kansas City Chiefs	..... L, 34-27

## 1998 (3-1)

Aug. 8	vs. San Francisco 49ers	..... W, 27-21
Aug. 15	vs. St. Louis Rams	..... W, 41-27
Aug. 22	at Indianapolis Colts	..... W, 33-3
Aug. 28	at Minnesota Vikings	..... L, 42-28

## 1997 (3-1)

July 26	at Dallas Cowboys*	..... L, 9-3**
* - Played at Sun Bowl Stadium in El Paso, Texas		
** - Game was a scrimmage and did not count in preseason record		
Aug. 2	vs. San Francisco 49ers	..... W, 20-13
Aug. 9	vs. Indianapolis Colts	..... W, 23-17
Aug. 16	at Tennessee Oilers	..... W, 21-7
Aug. 22	at Minnesota Vikings	..... L, 28-22

## 1996 (2-3)

July 27	at Pittsburgh Steelers*	..... W, 20-10
* - Played at Tokyo Dome in Tokyo, Japan		
Aug. 3	at Minnesota Vikings	..... L, 23-20 (OT)
Aug. 10	at San Francisco 49ers	..... L, 16-13 (OT)
Aug. 17	vs. Arizona Cardinals	..... W, 32-10
Aug. 23	at St. Louis Rams	..... L, 37-34

## 1995 (1-2)

Aug. 7	vs. Minnesota Vikings	..... L, 23-19
Aug. 13	vs. San Francisco 49ers	..... L, 17-6
Aug. 19	at Houston Oilers*	..... **
* - Played at Alamodome in San Antonio, Texas		
** - Game cancelled due to unsafe field conditions		
Aug. 25	vs. St. Louis Rams	..... W, 17-9

## 1994 (1-4)

July 30	at Atlanta Falcons*	..... L, 21-17
* - Hall of Fame Game played at Fawcett Stadium in Canton, Ohio		
Aug. 6	at Houston Oilers*	..... L, 31-3
* - Played at Alamodome in San Antonio, Texas		
Aug. 13	vs. New York Giants*	..... L, 28-20
* - Played at Olympia Stadion in Berlin, Germany		
Aug. 18	vs. San Francisco 49ers	..... L, 30-24
Aug. 25	vs. Los Angeles Rams	..... W, 24-6

## 1993 (3-1)

Aug. 7	vs. New England Patriots	..... W, 13-7
Aug. 14	at Los Angeles Rams	..... W, 23-17
Aug. 21	vs. Phoenix Cardinals	..... W, 10-3
Aug. 28	at San Francisco 49ers	..... L, 30-14

## 1992 (2-2)

Aug. 8	at Phoenix Cardinals	..... L, 35-14
Aug. 14	at New England Patriots	..... W, 20-10
Aug. 21	vs. San Francisco 49ers	..... L, 20-14
Aug. 27	vs. Los Angeles Rams	..... W, 30-19

## 1991 (1-3)

Aug. 3	vs. Houston Oilers	..... W, 31-29
Aug. 12	at Los Angeles Rams	..... L, 24-3
Aug. 19	vs. San Francisco 49ers	..... L, 24-13
Aug. 23	vs. Los Angeles Raiders	..... L, 17-7

## 1990 (3-1)

Aug. 11	vs. Dallas Cowboys	..... W, 28-16
Aug. 18	at Los Angeles Rams	..... W, 30-27
Aug. 25	vs. San Francisco 49ers	..... W, 29-28
Sept. 1	at Los Angeles Raiders	..... L, 34-7

## 1989 (2-2)

Aug. 13	vs. Dallas Cowboys	..... L, 20-3
Aug. 19	at Chicago Bears	..... W, 24-7
Aug. 23	at San Francisco 49ers	..... L, 17-14
Sept. 1	vs. Phoenix Cardinals	..... W, 21-20

## 1988 (1-3)

Aug. 6	vs. Dallas Cowboys	..... W, 24-21
Aug. 13	at Los Angeles Rams	..... L, 27-6
Aug. 20	vs. San Francisco 49ers	..... L, 34-27
Aug. 26	vs. Los Angeles Rams	..... L, 31-24

## 1987 (2-2)

Aug. 15	vs. Dallas Cowboys	..... W, 29-0
Aug. 23	vs. Los Angeles Rams	..... L, 23-21
Aug. 24	at San Francisco 49ers	..... L, 17-3
Sept. 4	vs. New York Jets	..... W, 30-6

## 1986 (3-1)

Aug. 9	vs. Dallas Cowboys	..... W, 20-0
Aug. 16	vs. Philadelphia Eagles	..... W, 45-38
Aug. 23	at Los Angeles Rams	..... L, 20-17
Aug. 29	vs. St. Louis Cardinals	..... W, 24-17

## 1985 (2-2)

Aug. 10	vs. Cleveland Browns	..... W, 12-7
Aug. 17	vs. Dallas Cowboys	..... L, 27-24
Aug. 24	at San Francisco 49ers	..... L, 25-10
Aug. 30	vs. New Orleans Saints	..... W, 21-20

## 1984 (2-2)

Aug. 4	vs. Los Angeles Rams	..... W, 17-10
Aug. 11	vs. Dallas Cowboys	..... L, 24-13
Aug. 18	vs. San Francisco 49ers	..... W, 35-15
Aug. 23	at Los Angeles Rams	..... L, 47-14

## 1983 (2-2)

Aug. 6	at Los Angeles Rams	..... L, 34-20
Aug. 13	vs. Philadelphia Eagles	..... L, 21-20
Aug. 20	vs. San Francisco 49ers	..... W, 24-7
Aug. 26	vs. Los Angeles Rams	..... W, 27-17

## 1982 (2-2)

Aug. 16	vs. Chicago Bears	..... W, 28-27
Aug. 21	vs. Dallas Cowboys	..... L, 26-16
Aug. 28	vs. San Francisco 49ers	..... W, 23-9
Sept. 4	at Los Angeles Rams	..... L, 20-14

**1981 (2-2)**

Aug. 8 vs. St. Louis Cardinals ..... L, 12-10  
 Aug. 15 at San Francisco 49ers ..... W, 31-28  
 Aug. 21 vs. Los Angeles Rams ..... W, 33-29  
 Aug. 28 vs. Buffalo Bills ..... L, 30-24

**1980 (1-3-1)**

Aug. 2 at Green Bay Packers\* ..... T, 0-0\*\*  
 \* - Hall of Fame Game played at Fawcett Stadium in Canton, Ohio

\*\* - Game was stopped with 5:29 left in the fourth quarter due to severe thunder and lightning

Aug. 9 at Minnesota Vikings ..... L, 27-17  
 Aug. 16 vs. San Francisco 49ers ..... L, 17-14  
 Aug. 23 vs. Atlanta Falcons ..... W, 17-9  
 Aug. 30 at Los Angeles Rams ..... L, 34-17

**1979 (2-2)**

Aug. 4 at San Francisco 49ers ..... L, 13-10  
 Aug. 11 vs. Minnesota Vikings ..... W, 19-0  
 Aug. 18 at New York Giants ..... W, 7-3  
 Aug. 25 at Los Angeles Rams ..... L, 23-7

**1978 (2-2)**

Aug. 4 at Seattle Seahawks ..... L, 17-9  
 Aug. 12 at Los Angeles Rams ..... W, 17-0  
 Aug. 19 vs. New York Jets ..... L, 23-10  
 Aug. 26 at New York Giants ..... W, 17-6

**1977 (4-2)**

Aug. 6 at Dallas Cowboys ..... L, 34-14  
 Aug. 13 vs. San Francisco 49ers ..... W, 32-13  
 Aug. 20 vs. New York Giants ..... W, 29-17  
 Aug. 27 at Oakland Raiders ..... L, 35-7  
 Sept. 1 at Los Angeles Rams ..... W, 26-25  
 Sept. 11 vs. Seattle Seahawks ..... W, 38-20

**1976 (3-3)**

July 31 vs. Philadelphia Eagles ..... W, 20-7  
 Aug. 6 vs. New England Patriots\* ..... W, 26-17  
 \* - Played at Owen Field in Norman, Okla.  
 Aug. 16 vs. St. Louis Cardinals\* ..... L, 20-10  
 \* - Played at Korakuen Stadium in Tokyo, Japan  
 Aug. 21 at San Francisco 49ers\* ..... L, 17-16  
 \* - Played at Aloha Stadium in Honolulu, Hawaii  
 Aug. 29 at Seattle Seahawks ..... L, 17-16  
 Sept. 4 vs. New York Giants ..... W, 14-13

**1975 (1-4-1)**

Aug. 9 vs. Chicago Bears ..... L, 22-0  
 Aug. 16 vs. New York Giants ..... L, 17-7  
 Aug. 21 vs. San Francisco 49ers ..... W, 20-7  
 Aug. 30 at St. Louis Cardinals ..... L, 14-9  
 Sept. 7 at New England Patriots ..... L, 31-24  
 Sept. 13 at Minnesota Vikings ..... T, 14-14 (OT)

**1974 (2-4)**

Aug. 3 vs. San Francisco 49ers ..... W, 20-6  
 Aug. 10 vs. New York Jets ..... W, 20-14  
 Aug. 18 at St. Louis Cardinals\* ..... L, 48-14  
 \* - Played at Husky Stadium in Seattle, Wash.  
 Aug. 24 vs. New England Patriots ..... L, 23-14  
 Aug. 31 vs. Los Angeles Rams ..... L, 30-16  
 Sept. 7 at Minnesota Vikings ..... L, 42-0

**1973 (1-5)**

Aug. 4 vs. New York Giants ..... L, 28-3  
 Aug. 11 vs. St. Louis Cardinals ..... L, 17-13  
 Aug. 19 at San Francisco 49ers ..... L, 19-7  
 Aug. 25 vs. Philadelphia Eagles ..... W, 24-17  
 Aug. 31 at Los Angeles Rams ..... L, 30-17  
 Sept. 8 vs. Minnesota Vikings ..... L, 24-16

**1972 (4-1-1)**

Aug. 5 vs. Atlanta Falcons ..... W, 30-7  
 Aug. 12 at Minnesota Vikings ..... L, 24-13  
 Aug. 19 vs. San Francisco 49ers ..... W, 17-16  
 Aug. 26 at New Orleans Saints ..... W, 16-14  
 Sept. 2 vs. Los Angeles Rams ..... W, 14-13  
 Sept. 6 vs. New York Jets ..... T, 20-20

**1971 (4-2)**

Aug. 7 vs. Washington Redskins ..... W, 19-10  
 Aug. 14 vs. Minnesota Vikings ..... L, 34-7  
 Aug. 22 at San Francisco 49ers ..... L, 28-17  
 Aug. 28 vs. New Orleans Saints ..... W, 22-7  
 Sept. 3 at Los Angeles Rams ..... W, 20-14  
 Sept. 11 vs. Atlanta Falcons ..... W, 21-14

**1970 (3-3)**

Aug. 8 vs. Dallas Cowboys ..... L, 20-10  
 Aug. 15 vs. New York Giants ..... W, 30-27  
 Aug. 24 vs. Chicago Bears ..... W, 14-9  
 Aug. 29 vs. Los Angeles Rams ..... L, 16-14  
 Sept. 5 at St. Louis Cardinals\* ..... W, 38-27  
 \* - Played at Municipal Stadium in Cleveland, Ohio  
 Sept. 12 at New Orleans Saints ..... L, 20-14

**1969 (2-2-1)**

Aug. 2 vs. Baltimore Colts ..... L, 26-6  
 Aug. 9 vs. New Orleans Saints ..... W, 10-7  
 Aug. 16 vs. Oakland Raiders ..... W, 10-19  
 Aug. 23 vs. Cleveland Browns ..... T, 17-19  
 Aug. 30 vs. Los Angeles Rams ..... L, 24-14

**1968 (3-2)**

Aug. 3 vs. San Francisco 49ers ..... W, 30-18  
 Aug. 10 at Oakland Raiders ..... L, 31-7  
 Aug. 17 vs. Pittsburgh Steelers ..... L, 36-33  
 Aug. 24 vs. Los Angeles Rams ..... W, 35-13  
 Aug. 30 at Denver Broncos\* ..... W, 6-3  
 \* - Played at Alamo Stadium in San Antonio, Texas

**1967 (1-4)**

Aug. 5 at Oakland Raiders ..... L, 24-23  
 Aug. 12 at Miami Dolphins ..... W, 20-14  
 Aug. 20 vs. Detroit Lions ..... L, 38-17  
 Aug. 27 vs. Los Angeles Rams ..... L, 50-7  
 Sept. 2 vs. Pittsburgh Steelers ..... L, 16-7

**1966 (2-2)**

Aug. 6 vs. Miami Dolphins ..... W, 38-10  
 Aug. 13 vs. Oakland Raiders ..... L, 14-7  
 Aug. 20 vs. Kansas City Chiefs\* ..... L, 31-21  
 \* - Played at Anaheim Stadium in Anaheim, Calif.  
 Aug. 27 vs. Boston Patriots ..... W, 31-13

**1965 (3-2)**

Aug. 7 vs. Oakland Raiders ..... L, 10-3  
 Aug. 15 at Kansas City Chiefs ..... W, 31-10  
 Aug. 21 at Denver Broncos ..... W, 21-6  
 Aug. 28 vs. Oakland Raiders\* ..... W, 46-17  
 \* - Played at Multnomah Stadium in Portland, Ore.  
 Sept. 4 vs. Houston Oilers\* ..... L, 13-10  
 \* - Played at War Memorial Stadium in Little Rock, Ark.

**1964 (4-1)**

Aug. 8 vs. Denver Broncos ..... W, 34-20  
 Aug. 15 vs. Houston Oilers ..... W, 44-38  
 \* - Played at War Memorial Stadium in Little Rock, Ark.  
 Aug. 22 at Kansas City Chiefs ..... W, 26-14  
 Aug. 29 vs. New York Jets\* ..... L, 34-6  
 \* - Played at Cheney Stadium in Atlanta, Ga.  
 Sept. 5 vs. Oakland Raiders ..... W, 24-10

**1963 (4-1)**

Aug. 3 vs. Kansas City Chiefs ..... W, 26-14  
 Aug. 10 vs. Boston Patriots ..... W, 50-17  
 Aug. 17 at Denver Broncos ..... L, 31-25  
 Aug. 22 at Houston Oilers ..... W, 21-3  
 Aug. 31 vs. Oakland Raiders ..... W, 13-3

**1962 (4-0)**

Aug. 11 vs. Dallas Texans ..... W, 17-0  
 Aug. 18 vs. Denver Broncos ..... W, 31-24  
 Aug. 26 at Oakland Raiders ..... W, 33-27  
 Sept. 1 vs. Titans of New York ..... W, 14-9

**1961 (4-0)**

Aug. 6 vs. Houston Oilers ..... W, 27-14  
 Aug. 11 vs. Houston Oilers\* ..... W, 46-28  
 \* - Played at Honolulu Stadium in Honolulu, Hawaii  
 Aug. 27 vs. Oakland Raiders ..... W, 35-7  
 Sept. 3 vs. Dallas Texans ..... W, 31-10

**1960 (4-0)**

Aug. 6 vs. Titans of New York ..... W, 27-7  
 Aug. 11 vs. Houston Oilers ..... W, 22-13  
 Aug. 19 at Oakland Raiders ..... W, 24-17  
 Sept. 2 vs. Denver Broncos ..... W, 36-30

# CHARGERS IN THE POSTSEASON

## All-Time Postseason Record: 12-18 (.400)

Jan. 1, 1961 ..... at Houston Oilers† ..... L, 24-16  
 Dec. 24, 1961 ..... vs. Houston Oilers† ..... L, 10-3  
 Jan. 5, 1964 ..... vs. Boston Patriots† ..... W, 51-10  
 Dec. 27, 1964 ..... at Buffalo Bills† ..... L, 20-7  
 Dec. 26, 1965 ..... vs. Buffalo Bills† ..... L, 23-0  
 Dec. 29, 1979 ..... vs. Houston Oilers\*\* ..... L, 17-14  
 Jan. 3, 1981 ..... vs. Buffalo Bills\*\* ..... W, 20-14  
 Jan. 11, 1981 ..... vs. Oakland Raiders\*\*\* ..... L, 34-27  
 Jan. 2, 1982 ..... at Miami Dolphins\* ..... W, 41-38 (OT)  
 Jan. 10, 1982 ..... at Cincinnati Bengals ..... L, 27-7  
 Jan. 9, 1983 ..... at Pittsburgh Steelers\* ..... W, 31-28  
 Jan. 16, 1983 ..... at Miami Dolphins\* ..... L, 34-13

Jan. 2, 1993 ..... vs. Kansas City Chiefs\* ..... W, 17-0  
 Jan. 10, 1993 ..... at Miami Dolphins\*\* ..... L, 31-0  
 Jan. 8, 1995 ..... vs. Miami Dolphins\*\* ..... W, 22-21  
 Jan. 15, 1995 ..... at Pittsburgh Steelers\*\*\* ..... W, 17-13  
 Jan. 29, 1995 ..... vs. San Francisco 49ers†† ..... L, 49-26  
 Dec. 31, 1995 ..... vs. Indianapolis Colts\* ..... L, 35-20  
 Jan. 8, 2005 ..... vs. New York Jets\* ..... L, 20-17 (OT)  
 Jan. 14, 2007 ..... vs. New England Patriots\*\* ..... L, 24-21  
 Jan. 6, 2008 ..... vs. Tennessee Titans\* ..... W, 17-6  
 Jan. 13, 2008 ..... at Indianapolis Colts\*\*\* ..... W, 28-24  
 Jan. 20, 2008 ..... at New England Patriots\*\*\* ..... L, 21-12  
 Jan. 3, 2009 ..... vs. Indianapolis Colts\* ..... W, 23-17 (OT)

Jan. 11, 2009 ..... at Pittsburgh Steelers\* ..... L, 35-24  
 Jan. 18, 2010 ..... vs. New York Jets\*\* ..... L, 17-14  
 Jan. 5, 2014 ..... at Cincinnati Bengals\* ..... W, 27-10  
 Jan. 12, 2014 ..... at Denver Broncos\*\* ..... L, 24-17  
 Jan. 6, 2019 ..... at Baltimore Ravens\* ..... W, 23-17  
 Jan. 13, 2019 ..... at New England Patriots\*\*\* ..... L, 41-28  
 †AFL Championship  
 \*AFC Wild Card  
 \*\*AFC Divisional  
 \*\*\*AFC Championship  
 ††Visiting team for Super Bowl XXIX, hosted in South Florida at Joe Robbie Stadium (Miami, Fla.).

# POSTSEASON HISTORY

## 2018 AFC Divisional Playoffs

New England Patriots 41, Los Angeles Chargers 28  
Sunday, Jan. 13, 2019 • Gillette Stadium (Foxborough, MA)



The Los Angeles Chargers lost to the New England Patriots 41-28 in Sunday's AFC Divisional Round game from Gillette Stadium. The Patriots' offense scored five touchdowns on their first six possessions of the first half and controlled the clock for 38:20 of the game. Quarterback Tom Brady threw for 343 yards, wide receiver Julian Edelman had 151 yards receiving and running back Sony Michel added 129 yards on the ground and scored three rushing touchdowns. The Chargers finished with 335 yards of total offense. Philip Rivers went 25-of-51 for 331 yards, three touchdowns and an interception. Keenan Allen caught two passes for 75 yards and a touchdown. He also added a two-point conversion. Mike Williams and Tyrell Williams combined for 162 receiving yards.

Score by Quarters	Q1	Q2	Q3	Q4	Total
Los Angeles Chargers	7	0	7	14	28
New England Patriots	14	21	3	3	41

Tm	Qtr	Time	Play Description (PAT & Drive)	LAC	NE
NE	1	7:49	Michel 1 yd. run (Gostkowski kick) (14-83, 7:11)	0	7
LAC	1	4:56	Allen 43 yd. pass from Rivers (Badgley kick) (6-67, 2:53)	7	7
NE	1	1:35	Michel 14 yd. run (Gostkowski kick) (7-67, 3:21)	7	14
NE	2	12:17	Dorsett 15 yd. pass from Brady (Gostkowski kick) (9-58, 3:07)	7	21
NE	2	6:04	Burkhead 5 yd. run (Gostkowski kick) (6-67, 3:08)	7	28
NE	2	1:43	Michel 5 yd. run (Gostkowski kick) (4-35, 1:40)	7	35
NE	3	6:31	Gostkowski 28 yd. Field Goal (14-57, 7:22)	7	38
LAC	3	1:36	Gordon 1 yd. run (Badgley kick) (10-72, 5:15)	14	38
NE	4	12:23	Gostkowski 30 yd. Field Goal (8-63, 3:53)	14	41
LAC	4	7:38	Green 1 yd. pass from Rivers (Rivers-Allen pass) (6-80, 2:01)	22	41
LAC	4	0:59	Gates 8 yd. pass from Rivers (pass failed) (12-80, 2:00)	28	41

Attendance - 65,878

Team Statistics	LAC	NE	LAC	NE
TOTAL FIRST DOWNS	22	30	Blocked	0
Rushing	2	10	FGs - PATs Blocked	0
Passing	16	18	Net Punting Avg.	33.3
Penalty	4	2	TOTAL RETURN YARDS	124
3RD DOWN EFF	5-13-38%	7-14-50%	Punt Returns	10
4TH DOWN EFF	1-1-100%	1-1-100%	Kickoff Returns	6-124
TOTAL NET YARDS	335	498	Interception Returns	0
Total Plays	63	78	PENALTIES No. and Yds.	5-33
Average / play	5.3	6.4	FUMBLES No. and Lost	1-1
NET YARDS RUSHING	19	155	TOUCHDOWNS	4
Total Plays	10	34	Rushing	1
Average / play	1.9	4.6	Passing	3
TFIs - Yards Lost	1-3	3-3	EXTRA POINTS	4
NET YARDS PASSING	316	343	Kicking	2-2
Sacked - Yards Lost	2-15	0-0	FIELD GOALS	0-0
Gross yards	331	343	RED ZONE EFF	3-3-100%
ATT-COMP-INT	51-25-1	44-34-0	GOAL TO GO EFF	3-3-100%
Avg / Play	6.0	7.8	SAFETIES	0
KICKOFFS-In EZ-TB	5-1	8-2	FINAL SCORE	28
PUNTS No. and Avg.	6-39.5	4-43.3	TIME OF POSS	21:40

## LOS ANGELES CHARGERS

Rushing	No	Ys	Av	Lg	TD	Rushing	No	Yds	Av	Lg	TD			
Gordon	9	15	1.7	8	1	Michel	24	129	5.4	40	3			
Jackson	1	4	4.0	4	0	Burkhead	4	12	3.0	6	1			
						Edelman	1	7	7.0	7	0			
Passing	A	C	Yds	S-L	Td	Lg	Int	Receiving	No	Yds	Av	Lg	TD	
Rivers	51	25	331	2-15	3	43	1	Edelman	2	5	2.5	3	0	
								Patterson	1	3	3.0	3	0	
								Brady	2	-1	-0.5	0	0	
Receiving	No	Yds	Av	Lg	TD	Passing	A	C	Yds	S-L	Td	Lg	Int	Rt
Ty. Williams	5	94	18.8	29	0	Brady	44	34	343	0-0	1	35	0	0
M. Williams	5	68	13.6	20	0									
Gates	5	41	8.2	14	1									
Jackson	3	22	7.3	20	0	Receiving	No	Yds	Av	Lg	TD			
Ekelor	3	19	6.3	9	0	White	15	97	6.5	25	0			
Allen	2	75	37.5	43	1	Edelman	9	151	16.8	35	0			
Gordon	1	11	11.0	11	0	Dorsett	4	41	10.3	15	1			
Green	1	1	1.0	1	0	Hogan	3	13	4.3	5	0			
						Gronkowski	1	25	25.0	25	0			
INT	No	Yds	Av	Lg	TD	Michel	1	9	9.0	9	0			
None						Burkhead	1	7	7.0	7	0			
Punting	No	Yds	Av	Net	TB	I20	Lg	INT	No	Yds	Av	Lg	TD	
Jones	6	237	39.5	33.3	0	1	43	Gilmore	1	0	0.0	0	0	

Punt Ret	No	Yds	Avg	FC	Lg	TD	Punting	No	Yds	Avg	Net	TB	I20	Lg
King	1	0	0.0	0	0	0	Allen	4	173	43.3	33.3	2	1	48

KO Ret	No	Yds	Avg	FC	Lg	TD	Punt Ret	No	Yds	Avg	FC	Lg	TD
King	5	107	21.4	28	0	0	Edelman	5	37	7.4	1	16	0
Jackson	1	17	17.0	17	0	0							

	KO Ret	No	Yds	Avg	Lg	TD
Patterson		1	23	23.0	23	0
Develin		1	0	0.0	0	0

## 2018 AFC Wild Card Playoffs

Los Angeles Chargers 23, Baltimore Ravens 17  
Sunday, Jan. 6, 2019 • M&T Bank Stadium (Baltimore, MD)



The Threes and D. That's what the Los Angeles Chargers used to defeat the Baltimore Ravens 23-17 in Sunday's AFC Wild Card Round from M&T Bank Stadium. Rookie kicker Michael Badgley converted on five field goals, while Los Angeles' defense forced two turnovers, sacked quarterback Lamar Jackson seven times and held Baltimore to 229 yards of total offense - the fewest allowed in postseason team history. Badgley set a single-game postseason team record for made field goals and points. Chargers Defensive Coordinator Gus Bradley featured seven defensive backs on the field for much of the game. Later in the quarter, rookie kicker converted on 53 yards out to increase the Chargers' lead to 6-0. Badgley added his third field goal in the second quarter, a 40-yarder off a Phillips interception of Jackson. His fourth was a 34-yarder as time expired in the second quarter to put Los Angeles up 12-0 at halftime.

Score by Quarters	Q1	Q2	Q3	Q4	Total
Los Angeles Chargers	6	6	0	11	23
Baltimore Ravens	0	0	3	14	17

Tm	Qtr	Time	Play Description (PAT & Drive)	LAC	BAL
LAC	1	6:59	Badgley 21 yd. Field Goal (5-12, 2:36)	3	0
LAC	1	1:08	Badgley 53 yd. Field Goal (4-7, 2:13)	6	0
LAC	2	3:22	Badgley 40 yd. Field Goal (9-37, 5:29)	9	0
LAC	2	0:00	Badgley 34 yd. Field Goal (12-58, 1:48)	12	0
BAL	3	8:30	Tucker 33 yd. Field Goal (4-6, 1:56)	12	3
LAC	4	14:44	Gordon 1 yd. run (Rivers-M. Williams pass) (10-60, 4:38)	20	3
LAC	4	9:09	Badgley 47 yd. Field Goal (7-16, 4:00)	23	3
BAL	4	6:33	Crabtree 31 yd. pass from Jackson (Tucker kick) (8-75, 2:36)	23	10
BAL	4	1:59	Crabtree 7 yd. pass from Jackson (Tucker kick) (12-80, 2:48)	23	17

Attendance - 70,432

Team Statistics	LAC	BAL	LAC	BAL
TOTAL FIRST DOWNS	14	11	Blocked	0
Rushing	3	4	FGs - PATs Blocked	1-0
Passing	8	7	Net Punting Avg.	31.4
Penalty	3	0	TOTAL RETURN YARDS	124
3RD DOWN EFF	6-17-35%	5-15-33%	Punt Returns	4-46
4TH DOWN EFF	1-1-100%	2-2-100%	Kickoff Returns	2-78
TOTAL NET YARDS	243	229	Interception Returns	1-0
Total Plays	66	59	PENALTIES No. and Yds.	5-35
Average / play	3.7	3.9	FUMBLES No. and Lost	1-1
NET YARDS RUSHING	89	90	TOUCHDOWNS	1
Total Plays	33	23	Rushing	1
Average / play	2.7	3.9	Passing	0
TFIs - Yards Lost	4-9	2-2	EXTRA POINTS	0
NET YARDS PASSING	154	139	Kicking	0-0
Sacked - Yards Lost	1-6	7-55	FIELD GOALS	5-6
Gross yards	160	194	RED ZONE EFF	1-3-33%
ATT-COMP-INT	32-22-0	29-14-1	GOAL TO GO EFF	2-3-67%
Avg / Play	4.7	3.9	SAFETIES	0
KICKOFFS-In EZ-TB	6-0-0	4-1-1	FINAL SCORE	23
PUNTS No. and Avg.	5-35.4	6-44.7	TIME OF POSS	33:40

## LOS ANGELES CHARGERS

Rushing						TD Rushing									
No	Yds	Avg	Lg	TD		No	Yds	Avg	Lg	TD					
Gordon	17	40	2.4	14	1	Jackson	9	54	6.0	17	0				
Ekelor	11	29	2.6	7	0	Edwards	8	23	2.9	5	0				
Rivers	3	15	5.0	9	0	Dixon	6	13	2.2	4	0				
Jackson	2	5	2.5	4	0										
Passing						Receiving									
A	C	Yds	S-L	Td	Lg	Int	Rt	A	C	Yds	S-L	Td	Lg	Int	Rt
Rivers	32	22	160	1-6	0	28	0	Rt Jackson	29	14	194.7	55	2	39	17.8
Receiving						Receiving									
No	Yds	Avg	Lg	TD		No	Yds	Avg	Lg	TD					
Allen	4	37	9.3	17	0	Dixon	3	53	17.7	39	0				
Gates	4	35	8.8	12	0	Snead IV	3	50	16.7	29	0				
Ekelor	4	14	3.5	6	0	Andrews	3	31	10.3	13	0				
Benjamin	3	11	3.7	8	0	Crabtree	2	38	19.0	31	2				
M. Williams	2	42	21.0	28	0	J. Brown	2	14	7.0	9	0				
Ty. Williams	2	9	4.5	5	0	M. Williams	1	8	8.0	9	0				
Green	1	8	8.0	8	0										
Gordon	1	3	3.0	3	0	INT	No	Yds	Avg <td>Lg</td> <td>TD</td>	Lg	TD				
Watt	1	1	1.0	1	0	None									
Punting						Punting									
No	Yds	Avg	Lg	TD		No	Yds	Avg	Lg	TD					
Koch	6	268	44.7	37.0	0	1	59								

Punting														
No	Yds	Avg	Net	TB	I20	Lg	Punt Ret							
							No	Yds	Avg	FC	Lg	TD		
Jones	5	177	35.4	31.4	1	0	45	None						
Kicker														
KO Ret	No	Yds	Avg	Lg	TD									

Punt Ret	No	Yds	Avg	FC	Lg	TD	KO Ret	No	Yds	Avg	Lg	TD
King	4	46	11.5	1	33	0	Montgomery	6	106	17.7	24	0

KO Ret	No	Yds	Avg	Lg	TD
King	1	72	72.0	72	0
Benjamin	1	6	6.0	6	0

## 2013 AFC Divisional Playoffs

### Denver Broncos 24, San Diego Chargers 17

#### Sunday, Jan. 12, 2014 - Sports Authority Field (Denver, CO)



The Chargers' storibook season came to an end on Jan. 12 in the AFC Divisional Playoffs at Denver's Sports Authority Field as the Broncos defeated the Bolts, 24-17, to eliminate San Diego from the AFC Playoffs. Weather was a factor early in the game as winds at kickoff were blowing across the field at 17 mph with gusts up to 27 mph. Despite the unfavorable conditions, the Chargers didn't go down without a fight, rallying from a 17-point deficit to get within seven points late in the fourth quarter. Down 24-7 with 8:12 left in the fourth quarter, the Chargers scored a touchdown, recovered an onside kick and kicked a field goal to get within seven points at 24-17. That would be as close as the Chargers would get, however, as Denver took possession with 3:53 remaining in the game and converted two first downs, including a 3rd-and-17, to run out the clock and advance to the AFC Championship Game.

Score by Quarters	Q1	Q2	Q3	Q4	Total
San Diego Chargers	0	0	0	17	17
Denver Broncos	7	7	3	7	24

Tm	Qtr	Time	Play Description (PAT & Drive)	SD	DEN
DEN	1	2:25	Thomas 2 yd pass from Manning (Prater kick) (14:86, 7:01)	0	7
DEN	2	6:00	Welker 3 yd pass from Manning (Prater kick) (9:57, 5:13)	0	14
DEN	3	9:35	Prater 45 yd Field Goal (12:37, 5:25)	0	17
SD	4	12:59	Allen 16 yd pass from Rivers (Novak kick) (6:43, 3:08)	7	17
DEN	4	8:12	Moreno 3 yd run (Prater kick) (9:81, 4:47)	7	24
SD	4	5:43	Allen 16 yd pass from Rivers (Novak kick) (7:80, 2:29)	14	24
SD	4	3:53	Novak 30 yd Field Goal (8:48, 1:50)	17	24

Attendance - 76,969

Team Statistics	SD	DEN	SD	DEN
TOTAL FIRST DOWNS	13	26	Blocked	0
Rushing	1	13	FGs - PATs Blocked	0-0
Passing	10	11	Net Punting Avg.	30.3
Penalty	9	12	TOTAL RETURN YARDS	0
3RD DOWN EFF	4-12-33%	9-13-69%	Punt Returns	0-0
4TH DOWN EFF	1-1-100%	0-0-0%	Kickoff Returns	0-0
TOTAL NET YARDS	259	363	Interception Returns	1-0
Total Plays	49	70	PENALTIES No. and Yds.	8-63
Average / play	5.3	5.2	FUMBLES No. and Lost	0-0
NET YARDS RUSHING	65	133	TOUCHDOWNS	2
Total Plays	18	34	Rushing	0
Average / play	3.6	3.9	Passing	2
TDs - Yards Lost	0-0	2-3	EXTRA POINTS	2-2
NET YARDS PASSING	194	230	Kicking	2-2
Sacked - Yards Lost	4-23	0-0	FIELD GOALS	1-2
Gross yards	217	230	RED ZONE EFF	2-3-67%
ATT-COMP-INT	27-18-0	36-25-1	GOAL TO GO EFF	0-0-0%
Avg / Play	6.3	6.4	SAFETIES	0
KICKOFFS-In EZ-TB	4-20	5-55	FINAL SCORE	17
PUNTS No. and Avg.	4-51.8	0-0-0	TIME OF POSS	24:33

SAN DIEGO							DENVER						
Rushing	No	Yds	Avg	Lg	TD		Rushing	No	Yds	Avg	Lg	TD	
Woodhead	9	29	3.2	8	0		Moreno	23	82	3.6	14	1	
Mathews	5	26	5.2	16	0		Ball	10	52	5.2	9	0	
Rivers	3	10	3.3	6	0		Manning	1	-1	-1.0	-1	0	
Brown	1	0	0.0	0	0								
Passing	A	C	Yds	S-L	TD	Lg	INT	Rt	Manning	36	25	230	0-0
Rivers	27	18	217	4-23	2	49	0	115.8					
Receiving	No	Yds	Avg	Lg	TD		Receiving	No	Yds	Avg	Lg	TD	
Allen	6	142	23.7	49	2		Thomas	8	54	6.8	9	1	
Brown	4	18	4.5	5	0		Welker	6	38	6.3	8	1	
Woodhead	3	10	3.3	7	0		Decker	2	32	16.0	19	0	
Gates	2	10	5.0	5	0		Caldwell	1	15	15.0	15	0	
Green	2	7	3.5	5	0		Moreno	1	12	12.0	12	0	
Royal	1	30	30.0	30	0		Green	1	3	3.0	3	0	
Brown	0	0	0.0	0	0								

INT	No	Yds	Avg	Lg	TD		INT	No	Yds	Avg	Lg	TD	
Butler	1	0	0.0	0	0		None						
Punting	No	Yds	Avg	Net	TB	I20	Lg		Punting	No	Yds	Avg	Net
Scifres	4	207	51.8	30.3	1	1	62		None				

Punt Ret	No	Yds	Avg	FC	Lg	TD	Punt Ret	No	Yds	Avg	FC	Lg	TD
None							Decker	3	66	22.0	0	47	0
KO Ret	No	Yds	Avg	Lg	TD		KO Ret	No	Yds	Avg	Lg	TD	
None							Holliday	3	77	25.7	37	0	

## 2013 AFC Wild Card Playoffs

### San Diego Chargers 27, Cincinnati Bengals 10

#### Sunday, Jan. 5, 2014 - Paul Brown Stadium (Cincinnati, OH)



The Chargers defeated the Cincinnati Bengals, 27-10, in the AFC Wild Card Playoffs at Paul Brown Stadium for their first post-season victory since Jan. 2009. It was the Chargers' first-ever playoff win over the Bengals. In earning the victory, the Chargers outperformed the Bengals in two key areas. The Bolts racked up a season-high four takeaways with two interceptions and two fumble recoveries, and they rushed for a season-high 196 yards. Cincinnati led at the half, 10-7, but the Chargers completely dominated the game on defense in the second half, pitching a shutout as the Bolts outscored the Bengals 20-0. Cincinnati's first six drives of the second half ended with a punt after a third-down sack, a fumble, two interceptions and two drives that ended on downs. A seventh ended with the clock reaching 0:00. And in addition to the four takeaways, the Chargers' defense recorded three sacks, five tackles for loss and eight passes defended.

Score by Quarters	Q1	Q2	Q3	Q4	Total
San Diego Chargers	7	0	10	10	27
Cincinnati Bengals	0	10	0	0	10

Tm	Qtr	Time	Play Description (PAT & Drive)	SD	CIN
SD	1	0:48	Woodhead 5 yd run (Novak kick) (12:86, 6:56)	7	0
CIN	2	5:59	Gresham 4 yd pass from Dalton (Nugent kick) (10:40, 6:07)	7	7
CIN	2	0:00	Nugent 46 yd Field Goal (6:40, 1:14)	7	10
SD	3	6:46	Green 4 yd pass from Rivers (Novak kick) (10:80, 5:40)	14	10
SD	3	2:00	Novak 25 yd Field Goal (9:40, 3:41)	17	10
SD	4	14:16	Novak 23 yd Field Goal (5-2, 1:55)	20	10
SD	4	2:17	Brown 58 yd run (Novak kick) (2:40, 0:50)	27	10

Attendance - 62,277

Team Statistics	SD	CIN	SD	CIN
TOTAL FIRST DOWNS	16	27	Blocked	0
Rushing	6	6	FGs - PATs Blocked	0-0
Passing	9	20	Net Punting Avg.	42.2
Penalty	1	1	TOTAL RETURN YARDS	56
3RD DOWN EFF	4-12-33%	3-12-25%	Punt Returns	0-0
4TH DOWN EFF	0-0-0%	1-3-33%	Kickoff Returns	1-23
TOTAL NET YARDS	318	439	Interception Returns	2-33
Total Plays	57	79	PENALTIES No. and Yds.	5-28
Average / play	5.6	5.6	FUMBLES No. and Lost	0-0
NET YARDS RUSHING	196	113	TOUCHDOWNS	3
Total Plays	40	25	Rushing	2
Average / play	4.9	4.5	Passing	1
TDs - Yards Lost	2-2	2-4	EXTRA POINTS	3-3
NET YARDS PASSING	127	326	Kicking	3-3
Sacked - Yards Lost	1-6	3-8	FIELD GOALS	2-2
Gross yards	128	334	RED ZONE EFF	2-4-50%
ATT-COMP-INT	16-12-0	51-29-2	GOAL TO GO EFF	2-3-67%
Avg / Play	7.2	6.0	SAFETIES	0
KICKOFFS-In EZ-TB	6-10	2-11	FINAL SCORE	27
PUNTS No. and Avg.	6-43.2	3-39.3	TIME OF POSS	29:28

SAN DIEGO							CINCINNATI						
Rushing	No	Yds	Avg	Lg	TD		Rushing	No	Yds	Avg	Lg	TD	
Brown	8	77	9.6	58t	1		Bernard	12	45	3.8	12	0	
Woodhead	15	54	3.6	9	0		Green-Ellis	8	42	5.3	12	0	
Mathews	13	52	4.0	8	0		Dalton	5	26	5.2	12	0	
Royal	1	9	9.0	9	0								
Rivers	2	4	2.0	2	0		Passing	A	C	Yds	S-L	TD	Lg
McClain	1	0	0.0	0	0		Dalton	51	29	334	3-8	1	49

Passing	A	C	Yds	S-L	TD	Lg	INT	Rt	Passing	A	C	Yds	S-L	TD	Lg	INT	Rt
Rivers	16	12	128	1-6	1	33	0	118.8	Jones	8	130	16.3	49	0			
									Bernard	7	73	10.4	17	0			

Punting	No	Yds	Avg	Net	TD	120	Lg	Punt Ret	No	Yds	Avg	FC	Lg	TD
Scifres	6	259	43.2	42.2	0	2	51	Tate	3	6	2.0	3	12	0
								KO Ret	No	Yds	Avg	Lg	TD	
								Tate	5	128	25.6	33	0	
								Peerman	1	23	23.0	23	0	

Punting	No	Yds	Avg	Net	TB	I20	Lg		Punting	No	Yds	Avg	Net	TB	I20	Lg	
Wright	1	30	30.0	30	0				Musk	3	118	39.3	32.7	1	2	50	
Ingram	1	3	3.0	3	0				None								

Punt Ret	No	Yds	Avg	FC	Lg	TD		Punt Ret	No	Yds	Avg	FC	Lg	TD	
Scifres	6	259	43.2	42.2	0	2	51		Tate	3	6	2.0	3	12	0
KO Ret	No	Yds	Avg	Lg	TD		KO Ret	No	Yds	Avg	Lg	TD			
Allen	0	0	0.0	2	0		Tate	5	128	25.6	33	0			
							Peerman	1	23	23.0	23	0			

KO Ret	No	Yds	Avg	Lg	TD		KO Ret	No	Yds	Avg	Lg	TD	
Woodhead	1	23	23.0	23	0								

## 2009 AFC Divisional Playoffs

### New York Jets 17, San Diego Chargers 14

Sunday, Jan. 17, 2010 - Qualcomm Stadium (San Diego, CA)



The No. 5 seed New York Jets upset No. 2 seed Chargers. San Diego's defense opened game with four straight three-and-outs, not allowing Jets first down until 8:11 remained in second quarter. Stephen Cooper set up Chargers' first touchdown of game, forcing three-and-out with four-yard tackle for loss on 3rd-and-4. On ensuing drive, Kris Wilson caught 13-yard touchdown pass for 7:0 lead. Antonio Gates helped set up TD with brilliant one-handed 23-yard reception to 16. Quentin Jammer had solid afternoon, breaking up third-down pass in second quarter to force punt and intercepting another in third quarter. Paul Oliver provided pressure and hit on Jets' quarterback Mark Sanchez on interception and Steve Gregory, in coverage, tipped pass that Jammer picked off. Jacob Hester got his hand on late fourth-quarter punt by Jets, contributing to just 26-yard punt. On ensuing possession, Philip Rivers scored TD on one-yard sneak with 2:20 left. Vincent Jackson, who had game-high 111 yards receiving, set up Rivers TD with 12-yard catch to one on 3rd-and-7.

Score by Quarters		Q1	Q2	Q3	Q4	Total
New York Jets		0	0	3	14	17
San Diego Chargers		0	7	0	7	14

TD	Qtr	Time	Play Description (PAT & Drive)	NYJ	SD
SD	2	12:17	Wilson 13 yd pass from Rivers (Kaeding kick) (4-69, 1:56)	0	7
NYJ	3	10:45	Feely 46 yd Field Goal (8-32, 4:15)	3	7
NYJ	4	13:35	Keller 2 yd pass from Sanchez (Feely kick) (4-16, 1:27)	10	7
NYJ	4	7:17	Greene 53 yd run (Feely kick) (4-66, 2:10)	17	7
SD	4	2:14	Rivers 1 yd run (Kaeding kick) (7-63, 1:22)	17	14

Team Statistics		NYJ	SD	NYJ	SD
TOTAL FIRST DOWNS		14	18	Blocked	0
Rushing		6	2	Fgs - PATs Blocked	0-0
Passing		6	15	Net Punting Avg.	35.9
Penalty		2	1	TOTAL RETURN YARDS	96
3RD DOWN EFF		6-16-38%	4-13-31%	Punt Returns	3-34
4TH DOWN EFF		1-1-100%	0-0-0%	Kickoff Returns	2-45
TOTAL NET YARDS		262	344	Interception Returns	5-17
Total Plays		63	60	PENALTIES No. and Yds	5-37
Average / Play		4.2	5.7	FUMBLES No. and Lost	0-0
NET YARDS RUSHING		169	61	TOUCHDOWNS	2
Total Plays		39	18	Rushing	1
Average / Play		4.3	3.4	Passing	1
TFLs - Yards Lost		3-9	1-1	EXTRA POINTS	2-2
NET YARDS PASSING		93	283	Kicking	2-2
Sacked - Yards Lost		1-7	2-15	FIELD GOALS	1-1
Gross Yards		100	298	RED ZONE EFF	1-1-100%
ATT-COMP-INT		23-12-1	40-27-2	GOAL TO GO EFF	1-1-100%
Avg / Play		3.9	6.7	SAFETIES	0
KICKOFFS-In EZ-TB		4-10	3-6	FINAL SCORE	17
PUNTS No. and Avg		8-38.8	6-49.5	TIME OF POSS	31:31

#### NEW YORK JETS

Rushing	No	Yds	Avg	Lg	TD	Rushing	No	Yds	Avg	Lg	TD
Greene	23	128	5.6	53t	1	Sproules	3	33	11.0	22	0
Jones	14	41	2.9	8	0	Tomlinson	12	24	2.0	5	0
Cotchery	1	1	1.0	1	0	Rivers	4	4	1.3	3	1
Sanchez	1	-1	-1.0	-1	0						

#### SAN DIEGO

Passing	A	C	Yds	S-L	TD	Lg	INT	Rt	Passing	A	C	Yds	S-L	TD	Lg	INT	Rt
Sanchez	23	12	100	1-7	1	21	1	60.1	Rivers	40	27	298	15-1	3	37	2	76.9

Receiving	No	Yds	Avg	Lg	TD	Gates	8	93	11.6	23	0
Cotchery	3	25	8.3	15	0	Jackson	7	111	15.9	37	0
Keller	3	19	6.3	13	1	Sproules	3	30	10.0	19	0
Edwards	2	41	20.5	21	0	Floyd	3	30	10.0	19	0
Richardson	2	12	6.0	8	0	Tomlinson	3	0	0.0	3	0
Greene	1	4	4.0	4	0	Hester	1	15	15.0	15	0
Woodhead	1	-1	-1.0	-1	0	Wilson	1	13	13.0	13t	1
						Tolbert	1	6	6.0	6	0

INT	No	Yds	Avg	Lg	TD	INT	No	Yds	Avg	Lg	TD
Leonhard	1	11	11.0	11	0	Jammer	1	24	24.0	24	0
Revis	1	6	6.0	6	0						

Punting	No	Yds	Avg	Net	TB	120	Lg	Punting	No	Yds	Avg	Net	TB	120	Lg
Weatherford	8	310	38.8	35.9	1	2	51	Scifres	6	297	49.5	43.8	0	3	60

Punt Ret	No	Yds	Avg	FC	Lg	TD	Punt Ret	No	Yds	Avg	FC	Lg	TD
Cotchery	3	34	11.3	2	25	0	Sproules	2	3	1.5	1	3	0
							Cromartie	1	0	0.0	0	0	0

KO Ret	No	Yds	Avg	Lg	TD	KO Ret	No	Yds	Avg	Lg	TD
Smith	2	45	22.5	36	0	Sproules	2	44	22.0	27	0
						Manumaleuna	1	17	17.0	17	0
						Cromartie	1	11	11.0	11	0

## 2008 AFC Divisional Playoffs

### Pittsburgh Steelers 35, San Diego Chargers 24

Sunday, Jan. 11, 2009 - Heinz Field (Pittsburgh, PA)



The Chargers' run through AFC Playoffs came to abrupt end in Pittsburgh as Steelers dealt Chargers 35-24 setback on cold and snowy day in Steel City. Chargers staked out to early lead on long touchdown catch by Vincent Jackson and led or were tied for most of first half, but game's momentum changed right before and right after halftime. Down 10-7, Pittsburgh drove 66 yards for touchdown just before halftime, giving them their first lead of night at 14-10. Steelers got ball first coming out of locker room and drove 77 yards for another score that extended lead to 21-10. Darren Sproles' 63-yard kickoff return gave ball to Chargers at Pittsburgh's 23-yard line, but Philip Rivers' first-down pass was tipped and intercepted by Steelers. Though replays showed ball appeared to hit ground, play without instant replay challenge and Pittsburgh maintained possession. Chargers' defense held and forced punt, but punt inadvertently hit unknown Eric Weddle and Steelers recovered and took over at Chargers' 23. Again Chargers defense would hold, stopping Pittsburgh on downs at one, but with Bolts offense unable to get out of shadow of its own goal line, Steelers got ball again in San Diego territory and 49 yards later, Steelers scored to take 28-10 lead. San Diego managed pair of late touchdowns, including 62-yarder by Sproles, who finished game with 274 all-purpose yards, but Pittsburgh held Bolts at bay and held on for win.

Score by Quarters		Q1	Q2	Q3	Q4	Total
San Diego Chargers		7	3	0	14	24
Pittsburgh Steelers		7	7	7	14	35

TD	Qtr	Time	Play Description (PAT & Drive)	SD	PIT
SD	1	12:59	Jackson 41 yd pass from Rivers (Kaeding kick) (4-75, 2:01)	7	0
PIT	1	7:41	Holmes 67 yd punt return (Reed kick)	7	7
SD	2	1:56	Kaeding 42 yd Field Goal (7-20, 3:09)	10	7
PIT	2	0:40	Parker 3 yd run (Reed kick) (7-66, 1:16)	10	14
PIT	3	7:04	Miller 8 yd pass from Roethlisberger (Reed kick) (13-77, 7:56)	10	21
PIT	4	12:52	Russell 1 yd run (Reed kick) (2-49, 0:49)	10	28
SD	4	9:09	Naanee 4 yd pass from Rivers (Kaeding kick) (10-73, 3:43)	17	28
PIT	4	0:11	Parker 16 yd run (Reed kick) (9-73, 4:58)	17	35
SD	4	1:53	Sproles 62 yd pass from Rivers (Kaeding kick) (4-79, 0:50)	24	35

Team Statistics		SD	PIT	SD	PIT
TOTAL FIRST DOWNS		15	22	Blocked	0
Rushing		1	12	Fgs - PATs Blocked	0-0
Passing		13	8	Net Punting Avg.	35.0
Penalty		1	2	TOTAL RETURN YARDS	175
3RD DOWN EFF		5-12-42%	6-14-43%	Punt Returns	3-4
4TH DOWN EFF		0-0-0%	0-2-0%	Kickoff Returns	6-171
TOTAL NET YARDS		290	342	Interception Returns	0-1
Total Plays		50	70	PENALTIES No. and Yds	8-104
Average / Play		5.8	4.9	FUMBLES No. and Lost	1-1
NET YARDS RUSHING		15	165	TOUCHDOWNS	3
Total Plays		11	42	Rushing	0
Average / Play		1.4	3.9	Passing	3
TFLs - Yards Lost		2-6	3-6	Punt Returns	0
NET YARDS PASSING		275	177	EXTRA POINTS	3-3
Sacked - Yards Lost		4-33	1-4	Kicking	3-3
Gross yards		308	181	FIELD GOALS	1-1
ATT-COMP-INT		35-21-0	27-17-0	RED ZONE EFF	1-1-100%
Avg / Play		6.3	7.1	GOAL TO GO EFF	1-1-100%
KICKOFFS-In EZ-TB		5-0-0	6-1-0	FINAL SCORE	24-35
PUNTS No. and Avg.		6-47.2	5-43.4	TIME OF POSS	23:30

#### SAN DIEGO

Rushing	No	Yds	Avg	Lg	TD	Rushing	No	Yds	Avg	Lg	TD
Sproules	11	15	1.4	8	0	Parker	27	146	5.4	27	2
						Moore	3	13	4.3	5	0
Passing	A	C	Yds	S-L	TD	Lg	IN	Rt	Holmes		
Rivers	35	21	308	4-33	3	62t	1	105.4	Davis	4	5
									Russell	4	5

						DAVIS	1	0	0.0	0	0
Receiving	No	Yds	Avg	Lg	TD	Leftwich	1	0	0.0	0	0

INT	No	Yds	Avg	Lg	TD	INT	No	Yds	Avg	Lg	TD
None						Roethlisberger	26	17	181	14	1
						Leftwich	1	0	0.0	0	0

Manuella	1	14	14.0	14	0																																																																																																																																																																																																																																																																																																																																																																																																																																																																																																																																																																																																																																																																																																																																																																																																																																																																																																																																																																																																																																																																																																																																																																																																																																																																																																																																																																																																														
----------	---	----	------	----	---	--	--	--	--	--	--	--	--	--	--	--	--	--	--	--	--	--	--	--	--	--	--	--	--	--	--	--	--	--	--	--	--	--	--	--	--	--	--	--	--	--	--	--	--	--	--	--	--	--	--	--	--	--	--	--	--	--	--	--	--	--	--	--	--	--	--	--	--	--	--	--	--	--	--	--	--	--	--	--	--	--	--	--	--	--	--	--	--	--	--	--	--	--	--	--	--	--	--	--	--	--	--	--	--	--	--	--	--	--	--	--	--	--	--	--	--	--	--	--	--	--	--	--	--	--	--	--	--	--	--	--	--	--	--	--	--	--	--	--	--	--	--	--	--	--	--	--	--	--	--	--	--	--	--	--	--	--	--	--	--	--	--	--	--	--	--	--	--	--	--	--	--	--	--	--	--	--	--	--	--	--	--	--	--	--	--	--	--	--	--	--	--	--	--	--	--	--	--	--	--	--	--	--	--	--	--	--	--	--	--	--	--	--	--	--	--	--	--	--	--	--	--	--	--	--	--	--	--	--	--	--	--	--	--	--	--	--	--	--	--	--	--	--	--	--	--	--	--	--	--	--	--	--	--	--	--	--	--	--	--	--	--	--	--	--	--	--	--	--	--	--	--	--	--	--	--	--	--	--	--	--	--	--	--	--	--	--	--	--	--	--	--	--	--	--	--	--	--	--	--	--	--	--	--	--	--	--	--	--	--	--	--	--	--	--	--	--	--	--	--	--	--	--	--	--	--	--	--	--	--	--	--	--	--	--	--	--	--	--	--	--	--	--	--	--	--	--	--	--	--	--	--	--	--	--	--	--	--	--	--	--	--	--	--	--	--	--	--	--	--	--	--	--	--	--	--	--	--	--	--	--	--	--	--	--	--	--	--	--	--	--	--	--	--	--	--	--	--	--	--	--	--	--	--	--	--	--	--	--	--	--	--	--	--	--	--	--	--	--	--	--	--	--	--	--	--	--	--	--	--	--	--	--	--	--	--	--	--	--	--	--	--	--	--	--	--	--	--	--	--	--	--	--	--	--	--	--	--	--	--	--	--	--	--	--	--	--	--	--	--	--	--	--	--	--	--	--	--	--	--	--	--	--	--	--	--	--	--	--	--	--	--	--	--	--	--	--	--	--	--	--	--	--	--	--	--	--	--	--	--	--	--	--	--	--	--	--	--	--	--	--	--	--	--	--	--	--	--	--	--	--	--	--	--	--	--	--	--	--	--	--	--	--	--	--	--	--	--	--	--	--	--	--	--	--	--	--	--	--	--	--	--	--	--	--	--	--	--	--	--	--	--	--	--	--	--	--	--	--	--	--	--	--	--	--	--	--	--	--	--	--	--	--	--	--	--	--	--	--	--	--	--	--	--	--	--	--	--	--	--	--	--	--	--	--	--	--	--	--	--	--	--	--	--	--	--	--	--	--	--	--	--	--	--	--	--	--	--	--	--	--	--	--	--	--	--	--	--	--	--	--	--	--	--	--	--	--	--	--	--	--	--	--	--	--	--	--	--	--	--	--	--	--	--	--	--	--	--	--	--	--	--	--	--	--	--	--	--	--	--	--	--	--	--	--	--	--	--	--	--	--	--	--	--	--	--	--	--	--	--	--	--	--	--	--	--	--	--	--	--	--	--	--	--	--	--	--	--	--	--	--	--	--	--	--	--	--	--	--	--	--	--	--	--	--	--	--	--	--	--	--	--	--	--	--	--	--	--	--	--	--	--	--	--	--	--	--	--	--	--	--	--	--	--	--	--	--	--	--	--	--	--	--	--	--	--	--	--	--	--	--	--	--	--	--	--	--	--	--	--	--	--	--	--	--	--	--	--	--	--	--	--	--	--	--	--	--	--	--	--	--	--	--	--	--	--	--	--	--	--	--	--	--	--	--	--	--	--	--	--	--	--	--	--	--	--	--	--	--	--	--	--	--	--	--	--	--	--	--	--	--	--	--	--	--	--	--	--	--	--	--	--	--	--	--	--	--	--	--	--	--	--	--	--	--	--	--	--	--	--	--	--	--	--	--	--	--	--	--	--	--	--	--	--	--	--	--	--	--	--	--	--	--	--	--	--	--	--	--	--	--	--	--	--	--	--	--	--	--	--	--	--	--	--	--	--	--	--	--	--	--	--	--	--	--	--	--	--	--	--	--	--	--	--	--	--	--	--	--	--	--	--	--	--	--	--	--	--	--	--	--	--	--	--	--	--	--	--	--	--	--	--	--	--	--	--	--	--	--	--	--	--	--	--	--	--	--	--	--	--	--	--	--	--	--	--	--	--	--	--	--	--	--	--	--	--	--	--	--	--	--	--	--	--	--	--	--	--	--	--	--	--	--	--	--	--	--	--	--	--	--	--	--	--	--	--	--	--	--	--	--	--	--	--	--	--	--	--	--	--	--	--	--	--	--	--	--	--	--	--	--	--	--	--	--	--	--	--	--	--	--	--	--	--	--	--	--	--	--	--	--	--	--	--	--	--	--	--	--	--	--	--	--	--	--	--	--	--	--	--	--	--	--	--	--	--	--	--	--	--	--	--	--	--	--	--	--	--	--	--	--	--	--	--	--	--	--	--	--	--	--	--	--	--	--	--	--	--	--	--	--	--	--	--	--	--	--	--	--	--	--	--	--	--	--	--	--	--	--	--	--	--	--	--	--	--	--	--	--	--	--	--	--	--	--	--	--	--	--	--	--	--	--	--	--	--	--	--	--	--	--	--	--	--	--	--	--	--	--	--	--	--	--	--	--	--	--	--	--	--	--	--	--	--	--	--	--	--	--	--	--	--	--	--	--	--	--	--	--	--	--	--	--	--	--	--	--	--	--	--	--	--	--	--	--	--	--	--	--	--	--	--	--	--	--	--	--	--	--	--	--	--	--	--	--	--	--	--	--	--	--	--	--	--	--	--	--	--	--	--	--	--	--	--	--	--	--	--	--	--	--	--	--	--	--	--	--	--	--	--	--	--	--	--	--	--	--	--	--	--	--	--	--	--	--	--	--	--	--	--	--	--	--	--	--	--	--	--	--	--	--	--	--	--	--	--	--	--	--	--	--	--	--	--	--	--	--	--

Miller	3	37	12.3	18	1
--------	---	----	------	----	---

KO Ret	No	Yds	Avg	Lg	TD	KO Ret	No	Yds	Avg	Lg	TD
Sproules	5	164	32.8	63	0	Berger	4	192	48.0	42.0	1
Cromartie	1	7	7.0	7	0	Roethlisberger	1	25	25.0	25.0	0

Punt Ret	No	Yds	Avg	FC	Lg	TD	KO Ret	No	Yds	Avg	Lg	TD
Holmes	2	73	36.5	1	67t	1	Russell	2	33	16.5	19	0
Moore	0	0	0.0	2	0	0	Moore	1	18	18.0	18	0
							Davis	1	12	12.0	12	0



**2008 AFC Wild Card Playoffs**  
**San Diego Chargers 23, Indianapolis Colts 17 (OT)**  
**Saturday, Jan. 3, 2009 - Qualcomm Stadium (San Diego, CA)**



The San Diego Chargers' miracle season of 2008 stayed alive as Bolts rallied from 17-14 fourth quarter deficit behind outstanding defensive effort and legs of Darren Sproles to defeat Indianapolis Colts, 23-17, in overtime in Saturday night home playoff game at Qualcomm Stadium. After trailing 7-0 and 10-7, Chargers rallied and led 14-10 at half. In third quarter, Colts caught Chargers off-guard while substituting defenders and made them pay with 72-yard TD pass from Peyton Manning to Reggie Wayne. San Diego's defense settled down though and did not allow Colts any more points. Key defensive stand late in fourth quarter, fueled by Tim Dobbins' sack of Manning at Colts' one-yard line, allowed offense time for one final drive in regulation. Philip Rivers drove Bolts to Colts' eighty-yard line and Nate Kaeding's field goal from 26 yards out tied game with 31 seconds left. San Diego won coin toss in overtime and Rivers led offense on 11-play, 75-yard march that ended with 22-yard touchdown run by Sproles to win game in overtime. Sproles finished night with 328 all-purpose yards, third-most ever by player in NFL Playoff game. Dobbins' sack that enabled Bolts to begin comeback was first of his career.

Score by Quarters		Q1	Q2	Q3	Q4	OT	Total
Indianapolis Colts		7	3	7	0	0	17
San Diego Chargers		0	14	0	3	6	23

Tm	Qtr	Time	Play Description (PAT & Drive)	IND	SD
IND	1	2:59	Addai 1 yd run (Vinatieri kick) (9:81, 5:02)	7	0
SD	2	10:15	Tomlinson 3 yd run (Kaeding kick) (4:44, 2:18)	7	7
IND	2	6:46	Vinatieri 43 yd Field Goal (8:42, 3:29)	10	7
SD	2	0:42	Sproles 9 yd run (Kaeding kick) (6:45, 2:19)	10	14
IND	3	8:10	Wayne 72 yd pass from Manning (Vinatieri kick) (5:91, 1:32)	17	14
SD	4	0:31	Kaeding 26 yd Field Goal (7:30, 1:17)	17	17
SD	5	8:40	Sproles 22 yd run (10:75, 6:20) (10:75, 6:20)	17	23

Attendance - 68,082

Team Statistics		IND	SD	IND	SD
TOTAL FIRST DOWNS		17	26	Blocked	0
Rushing		5	11	FGs - PATs Blocked	0
Passing		11	12	Net Punting Avg.	31.5
Penalty		1	3	TOTAL RETURN YARDS	105
3RD DOWN EFF		6-15-40%	1-14-43%	Punt Returns	2-6
4TH DOWN EFF		0-1-0%	1-1-100%	Kickoff Returns	4-63
TOTAL NET YARDS		366	357	Interception Returns	1-36
Total Plays		65	73	PENALTIES No. and Yds	9-74
Average / Play		5.6	4.9	FUMBLES No. and Lost	0-0
NET YARDS RUSHING		64	167	TOUCHDOWNS	2
Total Plays		22	33	Rushing	1
Average / Play		2.9	5.1	Passing	1
NFL - Yards Lost		1-1	3-5	EXTRA POINTS	2-2
NET YARDS PASSING		302	190	Kicking	2-2
Sacked - Yards Lost		1-6	2-27	FIELD GOALS	1-1
Gross Yards		310	217	RED ZONE EFF	1-1-100%
ATT-COMP-INT		42-25-0	36-20-1	GOAL TO GO EFF	1-1-100%
Avg / Play		7.0	4.8	SAFETIES	0
KICKOFFS-In EZ-TB		5-3-1	4-0-0	FINAL SCORE	17
PUNTS No. and Avg		6-46.8	6-52.7	TIME OF POSS	29:11

**INDIANAPOLIS**

**SAN DIEGO**

Rushing	No	Yds	Avg	Lg	TD	Rushing	No	Yds	Avg	Lg	TD
Addai	16	44	2.8	11	1	Sproles	22	105	4.8	22	2
Rhodes	4	12	3.0	5	0	Tomlinson	5	25	5.0	13	1
Clark	1	9	9.0	9	0	Bennett	4	24	6.0	14	0
Manning	1	-1	-1.0	-1	0	Rivers	2	13	6.5	12	0

Passing	A	C	Yds	S-L	TD	Lg	INT	Rt	Passing	A	C	Yds	S-L	TD	Lg	INT	Rt
Manning	42	25	310	18	1	21	0	90.4	Rivers	36	20	217	4-27	0	30	1	61.9

Receiving	No	Yds	Avg	Lg	TD	Receiving	No	Yds	Avg	Lg	TD
Clark	7	33	4.7	9	0	Gates	8	87	10.9	30	0
Gonzalez	6	97	16.2	36	0	Sproles	5	45	9.0	17	0
Wayne	4	129	32.3	72	1	Chambers	4	57	14.3	25	0
Addai	4	28	7.0	8	0	Naeane	1	15	15.0	15	0
Harrison	3	20	6.7	9	0	Bennett	1	7	7.0	7	0
Robinson	1	3	3.0	3	0	Hester	1	6	6.0	6	0

INT	No	Yds	Avg	Lg	TD	INT	No	Yds	Avg	Lg	TD
Betha	1	36	36.0	36	0	None					

Punting	No	Yds	Avg	FC	Lg	Punting	No	Yds	Avg	FC	Lg
Smith	6	281	46.8	31.5	1	0	Scifres	6	316	52.7	51.7

Punt Ret	No	Yds	Avg	FC	Lg	Punt Ret	No	Yds	Avg	FC	Lg
Ratiff	2	6	3.0	2	4	0	Sproles	3	72	24.0	0

KO Ret	No	Yds	Avg	Lg	TD	KO Ret	No	Yds	Avg	Lg	TD
Simpson	3	50	16.7	24	0	Sproles	4	106	26.5	32	0
Reid	1	13	13.0	13	0						

**2007 AFC Championship Game**  
**New England Patriots 21, San Diego Chargers 12**  
**Sunday, Jan. 20, 2008 - Gillette Stadium (Foxborough, MA)**



Despite playing with torn ACL in his right knee, Philip Rivers started and played entire game. Contest was played in subfreezing weather with kickoff temperature of 23 degrees and wind-chill factor of nine degrees. Chargers were doomed by their inability to score touchdowns inside red zone, instead settling for four Nate Kaeding field goals. NFL rushing champion LaDainian Tomlinson, who was suffering from strained MCL in his left knee, tried to go, but was unable to complete game. Chargers struck first following Tom Brady interception. Chargers were also hurt by turnovers as second-quarter interception thrown by Rivers resulted in TD and 14-6 lead for Pats. Chargers made another run at Patriots in third quarter, intercepting Brady on opening drive. It would lead to one of game's most critical plays. After turnover, Chargers drove to New England's four, but on 3rd-and-1, Michael Turner was tackled for two-yard loss by former Bolt Junior Seau and Chargers had to settle for another field goal. New England made Chargers pay three series later as Wes Welker caught six-yard pass from Brady and Patriots extended their lead to 21-12. After San Diego punt, New England took ball with 9:13 to play in fourth quarter and killed entire clock, overcoming 2nd-and-18 early in drive. With win, Patriots advanced to Super Bowl XLIII to face New York Giants.

Score by Quarters		Q1	Q2	Q3	Q4	Total
San Diego Chargers		3	6	3	0	12
New England Patriots		0	14	0	7	21

Tm	Qtr	Time	Play Description (PAT & Drive)	SAN	NE
SD	1	2:55	Kaeding 26 yd Field Goal (7-32, 2:12)	3	0
NE	2	13:48	Maroney 1 yd run (Gostkowski kick) (10-65, 4:07)	3	7
SD	2	9:14	Kaeding 23 yd Field Goal (9-65, 4:34)	6	7
NE	2	3:51	Gaffney 12 yd pass from Brady (Gostkowski kick) (2-24, 0:45)	6	14
SD	2	0:08	Kaeding 40 yd Field Goal (6-43, 1:38)	9	14
SD	3	8:36	Kaeding 24 yd Field Goal (8-43, 3:56)	12	14
NE	4	12:15	Welker 6 yd pass from Brady (Gostkowski kick) [8-67, 4:17]	12	21

Attendance - 68,756

Team Statistics		SD	NE	SD	NE
TOTAL FIRST DOWNS		17	25	Blocked	0
Rushing		4	13	FGs - PATs Blocked	0-0
Passing		12	11	Net Punting Avg.	34.0
Penalty		1	1	TOTAL RETURN YARDS	114
3RD DOWN EFF		3-12-25%	7-13-54%	Punt Returns	3-16
4TH DOWN EFF		0-0-0%	0-0-0%	Kickoff Returns	4-84
TOTAL NET YARDS		311	347	Interception Returns	3-14
Total Plays		60	66	PENALTIES No. and Yds	1-5
Average / Play		5.2	5.3	FUMBLES No. and Lost	1-0
NET YARDS RUSHING		104	149	TOUCHDOWNS	0
Total Plays		22	31	Rushing	1
Average / Play		4.7	4.8	Passing	0
NFL - Yards Lost		1-2	1-1	EXTRA POINTS	0-0
NET YARDS PASSING		207	198	Kicking	0-0
Sacked - Yards Lost		1-4	2-11	FIELD GOALS	4-4
Gross Yards		211	209	RED ZONE EFF	0-3-75%
ATT-COMP-INT		37-19-2	33-22-3	GOAL TO GO EFF	0-2-0%
Avg / Play		5.4	5.7	SAFETIES	0
KICKOFFS-In EZ-TB		5-0-0	4-1-0	FINAL SCORE	12
PUNTS No. and Avg		5-38.0	4-40.0	TIME OF POSS	26:40

**SAN DIEGO**

**NEW ENGLAND**

Rushing	No	Yds	Avg	Lg	TD	Rushing	No	Yds	Avg	Lg	TD
Turner	17	65	3.8	12	0	Maroney	25	122	4.9	20	1
Sproles	3	34	11.3	26	0	Moss	1	14	14.0	14	0
Tomlinson	2	5	2.5	3	0	Faulk	1	8	8.0	8	0

Passing	A	C	Yds	S-L	TD	Lg	INT	Rt	Passing	A	C	Yds	S-L	TD	Lg	INT	Rt
Rivers	37	19	211	1-4	0	21	2	46.1	Brady	33	22	209	2-11	2	18	3	66.4

Receiving	No	Yds	Avg	Lg	TD	Receiving	No	Yds	Avg	Lg	TD
Chambers	7	90	12.9	20	0	Faulk	8	82	10.3	14	0
Jackson	6	93	15.5	21	0	Welker	7	56	8.0	12	1
Gates	2	17	8.5	9	0	Stallworth	2	11	5.5	6	0
Sproles	2	5	2.5	4	0	Moss	1	18	18.0	18	0
Turner	1	5	5.0	5	0	Evans	1	13	13.0	13	0
Tomlinson	1	1	1.0	1	0	Gaffney	1	12	12.0	12	1

INT	No	Yds	Avg	Lg	TD	INT	No	Yds	Avg	Lg	TD
Florence	1	7	7.0	7	0	Maroney	1	9	9.0	9	0
Cromartie	1	7	7.0	7	0	Watson	1	8	8.0	8	0
Jammer	1	0	0.0	0	0						

Punting	No	Yds	Avg	FC	Lg	Punting	No	Yds	Avg	FC	Lg
Sproles	5	190	38.0	34.0	1	2	49				

Punt Ret	No	Yds	Avg	FC	Lg	Punt Ret	No	Yds	Avg	FC	Lg
Walker	0	0	0.0	0	0	0					

KO Ret	No	Yds	Avg	Lg	TD	KO Ret	No	Yds	Avg	Lg	TD
Sproles	4	84	21.0	23	0	Walker	0	0	0.0	0	0
						Hobbs	0	0	0.0	2	0

KO Ret	No	Yds	Avg	Lg	TD
Maroney	2	43	21.5	22	0
Hobbs	2	39	19.5	24	0

COMMUNITY

FRONT OFFICE

VETERANS

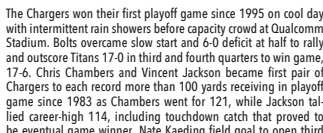
DRAFT PICKS  
& FREE AGENTS

2019 IN  
REVIEW

POSTSEASON  
HISTORY

GENERAL  
INFORMATION

**Sunday, Jan. 6, 2008 - Qualcomm Stadium (San Diego, CA)**



quarter made score 6-3 and after defensive stop, Philip Rivers tossed 25-yard TD pass to Jackson for 10-6 lead. Tennessee drove deep into San Diego territory on their next drive, but Rob Bironas passed 38-yard field goal wide to left and Chargers made them pay. Rivers engineered 12-play, 72-yard drive and LaDainian Tomlinson scored on one yard out on fourth-and-one play to put game away. Chambers 39-yard catch on 3rd-and-10 play set up score. Late in game Tennessee was stymied in its comeback effort by three-and-out and Drayton Florence interception. Titans finished their year 10-7, while Chargers advanced to face Indianapolis in AFC Divisional Playoff round.

Score by Quarters	Q1	Q2	Q3	Q4	Total
Tennessee Titans	3	3	0	0	6
San Diego Chargers	0	0	10	7	17

Tm	Qtr	Time	Play Description (PAT & Drive)	TEN	SD
TEN	1	9:37	Bironas 30 yd Field Goal (11-61, 5:23)	3	0
TEN	2	0:00	Bironas 44 yd Field Goal (11-39, 3:06)	6	0
SD	3	9:41	Kaeding 20 yd Field Goal (12-86, 5:19)	6	3
SD	3	2:35	Jackson 25 yd pass from Rivers (Kaeding kick) (7-78, 3:54)	6	10
SD	4	8:45	Tomlinson 1 yd run (Kaeding kick) (12-72, 5:18)	6	17
Attendance - 65,640					

Team Statistics			TEN	SD	TEN	SD
TOTAL FIRST DOWNS	15	17	Blocked	0	0	
Rushing	6	5	Fgs- PATs Blocked	0-0	0-0	
Passing	9	11	Net Punting Avg.	37.2	37.0	
Penalty	0	1	TOTAL RETURN YARDAGE	86	62	
3RD DOWN EFF	9-16-56%	8-15-53%	Punt Returns	2-15	2-12	
4TH DOWN EFF	0-0-0%	1-1-100%	Kickoff Returns	4-71	2-40	
TOTAL NET YARDS	248	350	Interception Returns	1-0	1-10	
Total Plays	62	63	PENALTIES No. and Yds	6-38	5-53	
Average / Play	4.0	5.6	FUMBLES No. and Lost	1-1	1-10	
NET YARDS RUSHING	119	68	TOUCHDOWNS	0	2	
Total Plays	30	32	Rushing	0	1	
Average / Play	4.0	2.1	Passing	0	1	
TEFLS - Yards Lost	1-3	5-9	EXTRA POINTS	0-0	2-2	
NET YARDS PASSING	129	282	Kicking	0-0	2-2	
Sacked / Yards Lost	3-9	1-10	Field Goals	2-3	1-2	
Gridiron Yards	138	292	RED ZONE EFF	0-3/0%	1-2/50%	
ATT-COMP-INT	29-16-1	30-19-1	GOALS TO GO EFF	0-0-0%	1-1-100%	
Avg. / Play	4.0	9.1	SAFETIES	0	0	
KICKOFFS-IN EZ TB	2-0	2-0	FINAL SCORE	6	17	
PLUNTS No. and Avg	5-3.6	4-4.0	TIME OF POSS	27:41	32:19	

	TENNESSEE					SAN DIEGO					
Rushing	No	Yds	Avg	Lg	TD	Rushing	No	Yds	Avg	Lg	TD
White	19	69	3.6	13	0	Tomlinson	21	42	2.0	12	1
Hall	3	14	4.7	11	0	Turner	9	28	3.1	11	0
Brown	4	13	3.3	5	0	Rivers	2	-2	-1.0	-1	0
Young	2	12	6.0	9	0						
Davis	1	11	11.0	11	0	Passing	A	C	Yds	S-L	TD
Henry	1	0	0.0	0	0	Rivers	30	19	292	1-0	1
							39	19	192	6	1

Assessing	A	C	Y	S	L	T	Ln	Rt	Receiving	No	Yds	Avg	Lg	TD	
Young	29	16	338	3	0	26	1	53.3	Chambers	6	121	20.2	39	0	
									Jackson	5	114	22.8	34	1	
Receiving	No	Yds	Avg	Lg	TD					No	Yds	Avg	Lg	TD	
Troupe	3	44	14.7	26	0				Tomlinson	3	19	6.3	9	0	
Moulds	3	18	6.0	10	0				McAleuneau	2	12	6.0	10	0	
Harold	3	16	5.3	6	0				Gates	2	15	7.5	16	0	
Early	2	17	8.5	9	0				Davis	1	5	5.0	5	0	
Davis	2	11	5.5	9	0										
Travis	1	19	19.0	19	0			INT	No	Yds	Avg	Lg	TD		
Hall	1	16	16.0	16	0				Florence	1	10	10.0	10	0	
White	1	-3	-3.0	-3	0			Punting	No	Yds	Avg	Net	TB	B20	Lg

INT	No	Yds	Avg	Lg	TD										
Finnegan	1	0	0.0	0	0										
Punting	No	Yds	Avg	Net	TB	I20	Lg								
Hentrich	5	198	39.6	37.2	0	0	43	KO Ret	No	Yds	Avg	FC	Lg	TD	
								Sproles	2	12	6.0	2	10	0	
Punt Ret	No	Yds	Avg	FC	Lg	TD									
Davis	2	15	7.5	1	8	0									
KO Ret	No	Yds	Avg	Lg	TD										
Henry	.4	21	17.8	21	0										

**2006 AFC Divisional Playoffs**  
**New England Patriots 24, San Diego Chargers 21**  
**Sunday, Jan. 14, 2007 - Qualcomm Stadium (San Diego, CA)**



The Chargers' record-breaking season came to an end in heartbreaking fashion when New England Patriots overcame eight point deficit in fourth quarter to defeat Chargers, 24-21, in AFC Divisional Playoff game before record crowd of 68,810 in San Diego. After sluggish start by both teams, San Diego took 14-3 lead in second quarter on touchdown runs by LaDainian Tomlinson and Michael Turner, but Bolts defense gave up late score and Patriots rallied only 14-10 at half. New England added field goal in third quarter to climb within point, but Chargers drove 83 yards in nine plays early in fourth and took 21-13 lead when Tomlinson scored from three yards out. Game appeared to be all but over when Marlon McCree intercepted Tom Brady on following drive, but Patriots' Troy Brown stripped McCree during runback and Patriots recovered. Five plays later, Reggie Caldwell caught four-yard touchdown pass and Patriots tied it up on successful two-point conversion. Chargers got ball back with chance to reclaim lead but instead went three-and-out and New England took 24-21 lead on 31-yard field goal with 1:10 left in quarter. Chargers rallied one last time, but Nate Kaeding's 54-yard field goal attempt with just few seconds left came up short and Patriots escaped with win.

Score by Quarters	Q1	Q2	Q3	Q4	Total
New England Patriots	3	7	3	11	24
San Diego Chargers	0	14	0	7	21

TM	Qtr	Time	Play Description (PAT & Drive)	NE	SD
NE	1	0:40	Gostkowski 50 yd Field Goal (9-33, 4:35)	3	0
SD	2	7:19	Tomlinson 2 yd run (Kaeding kick) (9-48, 4:31)	3	7
SD	2	2:04	Turner 6 yd run (Kaeding kick) (4-77, 2:23)	3	14
NE	2	0:08	Gaffney 6 yd pass from Brady (Gostkowski kick) (11-72, 1:56)	10	14
NE	3	2:11	Gostkowski 34 yd Field Goal (7-15, 3:09)	13	14
SD	4	8:35	Tomlinson 3 yd run (Kaeding kick) (9-83, 4:44)	13	21
NE	4	4:36	Caldwell 4 yd pass from Brady (Faulk run) (5-32, 1:40)	21	21
NE	4	1:10	Gostkowski 31 yd Field Goal (8-72, 2:20)	24	21
Attendance - 68,810					

Team Statistics	NE	SD	NE	SD
TOTAL FIRST DOWNS	18	21	FGs - PATs Blocked	0-0
Rushing	3	12	Net Punting Avg.	39.3
Passing	12	9	TOTAL RETURN YARDS	70
Penalty	3	0	Punt Returns	1.0
3RD DOWN EFF	4-17-24%	5-14-36%	Kickoff Returns	4.70
4TH DOWN EFF	0-1-0%	1-2-50%	Interception Returns	1-0
TOTAL NET YARDS	327	352	PENALTIES No. and Yds	4-45
Total Plays	74	68	FUMBLES No. and Lost	2-0
Average / Play	4.4	5.2	TOUCHDOWNS	2
NET YARDS RUSHING	51	148	Rushing	0
Total Plays	21	33	Passing	2
Average / Play	2.4	4.5	EXTRA POINTS	2-2
TDs - Yards Lost	3-7	1-7	Kicking	3-3
NET YARDS PASSING	276	204	Rushing	1-1
Sacked - Yards Lost	2-4	3-26	FIELD GOALS	3-3
Gross Yards	280	230	RED ZONE EFF	2-4-50%
ATT-COMP-INT	51-27-3	32-14-1	GOAL TO GO EFF	1-1-100%
Avg. / Play	5.2	5.8	SAFETIES	0
KICKOFFS-In EZ-TB	6-0-0	4-0-0	FINAL SCORE	24
PUNTS No. and Avg	7-44.1	7-36.6	TIME OF POSS	29:06
Blocked	0	0		30:54

NEW ENGLAND										SAN DIEGO									
Rushing	No	Yds	Avg	Lg	TD	Rushing	No	Yds	Avg	Lg	TD	Rushing	No	Yds	Avg	Lg	TD	Rushing	No
Faulk	6	25	4.2	7	0	Tomlinson	23	123	5.3	15	2	Tomlinson	23	123	5.3	15	2	Tomlinson	23
Dillon	8	18	2.3	5	0	Turner	3	24	8.0	17	1	Turner	3	24	8.0	17	1	Turner	3
Maroney	5	5	1.0	5	0	Neal	3	5	1.7	3	0	Neal	3	5	1.7	3	0	Neal	3
Brady	2	3	1.5	4	0	Rivers	3	3	1.0	2	0	Rivers	3	3	1.0	2	0	Rivers	3
						Parker	1	-7	-7.0	-7	0	Parker	1	-7	-7.0	-7	0	Parker	1
Passing	A	C	Yds	S-L	TD	Lg	INT	Passing	A	C	Yds	S-L	TD	Lg	INT	Passing	A	C	Yds
Brady	51	27	280	2-4	2	49	3.57-6	Rivers	32	14	230	3-26	0	58	1.55-15	Rivers	32	14	230
Receiving	No	Yds	Avg	Lg	TD	Receiving	No	Yds	Avg	Lg	TD	Receiving	No	Yds	Avg	Lg	TD	Receiving	No
Gaffney	10	103	10.3	17	1	Gates	6	61	10.2	19	0	Gates	6	61	10.2	19	0	Gates	6
Caldwell	7	80	11.4	49	0	Tomlinson	2	64	32.0	58	0	Tomlinson	2	64	32.0	58	0	Tomlinson	2
Brown	5	39	7.8	12	0	Jackson	2	43	21.5	31	0	Jackson	2	43	21.5	31	0	Jackson	2
Graham	2	38	19.0	19	0	Parker	2	42	21.0	21	0	Parker	2	42	21.0	21	0	Parker	2
Faulk	2	11	5.5	10	0	Neal	2	20	10.0	11	0	Neal	2	20	10.0	11	0	Neal	2
Watson	1	9	9.0	9	0	INT						INT						INT	
Colvin	1	0	0.0	0	0	Florence	1	17	17.0	17	0	Florence	1	17	17.0	17	0	Florence	1
						Edwards	1	9	9.0	9	0	Edwards	1	9	9.0	9	0	Edwards	1
						McCree	1	1	1.0	1	0	McCree	1	1	1.0	1	0	McCree	1
Punting	No	Yds	Avg	Net	TD	Lg	Punting	No	Yds	Avg	Net	TD	Lg	Punting	No	Yds	Avg	Net	TD
Sauerbrun	7	309	44.1	39.3	0	1	Scifres	7	256	36.6	36.6	0	5	Scifres	7	256	36.6	36.6	0
Punt Ret	No	Yds	Avg	FC	Lg	TD	Punt Ret	No	Yds	Avg	FC	Lg	TD	Punt Ret	No	Yds	Avg	FC	Lg
Faulk	1	0	0.0	1	0	0	Parker	5	34	6.8	2	13	0	Parker	5	34	6.8	2	13
Brown	0	0	0.0	2	0	0													
KO Ret	No	Yds	Avg	Lg	TD	KO Ret	No	Yds	Avg	Lg	TD	KO Ret	No	Yds	Avg	Lg	TD	KO Ret	No
Maroney	2	37	18.5	25	0	Turner	3	75	25.0	32	0	Turner	3	75	25.0	32	0	Turner	3
Hobbs	2	33	16.5	18	0	Cromartie	1	15	15.0	15	0	Cromartie	1	15	15.0	15	0	Cromartie	1
						McKinney	1	1	1.0	1	0	McKinney	1	1	1.0	1	0	McKinney	1

**2004 AFC Wild Card Playoffs**  
**New York Jets 20, San Diego Chargers 17 (OT)**  
**Saturday, Jan. 8, 2005 - Qualcomm Stadium (San Diego, CA)**



The Chargers' 2004 postseason came to an early end as in 20-17 overtime loss to New York Jets in Wild Card Playoff game at Qualcomm Stadium. Sellout crowd of 67,536 braved elements as Drew Brees led furious fourth quarter comeback during which Chargers outscored New York 10-0 to send game into overtime. Given new life by roughing-the-passer penalty on what appeared to be San Diego's last play of game, Brees found Antonio Gates in end zone for one-yard touchdown pass with 11 seconds left to send game to extra period. It was only second overtime playoff game in team history. Both teams traded possessions in extra period before Nate Kaeding's game-winning attempt from 40 yards sailed wide right, opening door for New York to drive down and kick game winner with five seconds left in overtime. Keenan McCardell scored game's first touchdown on 26-yard catch. He was initially ruled out of bounds, but San Diego challenged call and ruling was reversed. It was McCardell's sixth-career touchdown catch in postseason. Brees opened game by completing his first eight passes and on McCardell touchdown drive, he was 5 of 5 for 61 yards and touchdown. He finished night 31 of 42 (738), setting team playoff record for completion percentage.


Score by Quarters	Q1	Q2	Q3	Q4	OT	Total
New York Jets	0	7	10	0	3	20
San Diego Chargers	0	7	0	10	0	17

TM	Qtr	Time	Play Description (PAT & Drive)	NYJ	SD
SD	2	9:26	McCardell 26 yd pass from Brees (Kaeding kick) (13-88, 8:25)	0	7
NYJ	2	2:54	Becht 13 yd pass from Pennington (Brien kick) (5-37, 2:19)	7	7
NYJ	3	10:29	Moss 47 yd pass from Pennington (Brien kick) (5-75, 2:31)	14	7
NYJ	3	1:23	Brien 42 yd field goal (8-42, 5:31)	17	7
SD	4	10:43	Kaeding 35 yd field goal (12-54, 5:40)	17	10
SD	4	0:11	Gates 1 yd pass from Brees (Kaeding kick) (10-80, 4:35)	17	17
NYJ	5	0:05	Brien 28 yd field goal (8-60, 4:14)	20	17
Attendance - 67,536					

Team Statistics	NYJ	SD	NYJ	SD
TOTAL FIRST DOWNS	20	24	PUNTS - No. Avg	5-39.8
Rushing	3	11	Blocked	0
Passing	14	11	Net Punting Yards	33.6
Penalty	3	2	TOTAL RETURN YARDS	88
3RD DOWN EFF	5-13-38%	6-15-40%	Punt Returns	0.0
4TH DOWN EFF	0-0-0%	0-0-0%	Kickoff Returns	3.66
TOTAL NET YARDS	396	408	Interception Returns	1-22
Total Plays	63	77	PENALTIES No. and Yds	8-49
Average / Play	6.3	5.3	FUMBLES No. and Lost	0-0
NET YARDS RUSHING	126	100	TOUCHDOWNS	2
Attempts	28	33	Rushing	0
Average / Play	4.5	3.0	Passing	2
TDs - Yards Lost	0-0	3-5	EXTRA POINTS	2-2
NET YARDS PASSING	270	308	FIELD GOALS	2-3
Sacked - Yards Lost	2-9	2-11	RED ZONE EFF	1-3-33%
Gross Yards	279	319	GOAL TO GO EFF	0-0-0%
ATT-COMP-INT	33-23-0	42-31-1	SAFETIES	0
Avg. / Play	7.7	7.0	FINAL SCORE	20
KICKOFFS-In EZ-TB	5-0-0	4-1-1	TIME OF POSS	35:39
				39:16

NEW YORK JETS										SAN DIEGO									
Rushing	No	Yds	Avg	Lg	TD	Rushing	No	Yds	Avg	Lg	TD	Rushing	No	Yds	Avg	Lg	TD	Rushing	No
Martin	18	66	3.7	12	0	Tomlinson	26	80	3.1	12	0	Tomlinson	26	80	3.1	12	0	Tomlinson	26
Jordan	7	50	7.1	19	0	Brees	5	17	3.4	7	0	Brees	5	17	3.4	7	0	Brees	5
Pennington	3	10	3.3	6	0	Neal	1	3	3.0	3	0	Neal	1	3	3.0	3	0	Neal	1
						Parker	1	0	0.0	0	0	Parker	1	0	0.0	0	0	Parker	1
Passing	A	C	Yds	S-L	TD	Lg	INT	Passing	A	C	Yds	S-L	TD	Lg	INT	Passing	A	C	Yds
Pennington	33	27	279	2-9	2	47	0.115-6	Brees	42	31	319	2-11	2	44	1.101-2	Brees	42	31	319
Receiving	No	Yds	Avg	Lg	TD	Receiving	No	Yds	Avg	Lg	TD	Receiving	No	Yds	Avg	Lg	TD	Receiving	No
McCabe	8	87	10.9	21	0	Parker	9	93	10.3	16	0	Parker	9	93	10.3	16	0	Parker	9
Moss	4	100	25.0	47	1	Tomlinson	9	53	5.9	14	0	Tomlinson	9	53	5.9	14	0	Tomlinson	9
Martin	4	47	11.8	23	0	Gates	6	89	14.8	40	1	Gates	6	89	14.8	40	1	Gates	6
Jordan	3	18	6.0	13	0	McCardell	4	50	12.5	26	1	McCardell	4	50	12.5	26	1	McCardell	4
Baker	2	7	3.5	4	0	Peelle	3	34	11.3	20	0	Peelle	3	34	11.3	20	0	Peelle	3
Becht	1	13	13.0	13	1														
Carter	1	7	7.0	7	0	INT						INT						INT	
						Tongue	1	22	22.0	22	0	Tongue	1	22	22.0	22	0	Tongue	1
Punting	No	Yds	Avg	Net	TD	Lg	Punting	No	Yds	Avg	Net	TD	Lg	Punting	No	Yds	Avg	Net	TD
Gowin	5	199	39.8	33.6	1	2	Scifres	5	182	36.4	36.4	0	1	Scifres	5	182	36.4	36.4	0
Punt Ret	No	Yds	Avg	FC	Lg	TD	Punt Ret	No	Yds	Avg	FC	Lg	TD	Punt Ret	No	Yds	Avg	FC	Lg
Moss	0	0	0.0	3	0	0	Parker	2	11	5.5	2	14	0	Parker	2	11	5.5	2	14
KO Ret	No	Yds	Avg	Lg	TD	KO Ret	No	Yds	Avg	Lg	TD	KO Ret	No	Yds	Avg	Lg	TD	KO Ret	No
Cotchery	3	66	22.0	25	0	Dwight	5	85	17.0	25	0	Dwight	5	85	17.0	25	0	Dwight	5

**1995 AFC Wild Card Playoffs**  
**Indianapolis Colts 35, San Diego Chargers 20**  
**Sunday, Dec. 31, 1995 - Jack Murphy Stadium (San Diego, CA)**



The Colts came to San Diego for New Year's Eve showdown and knocked defending AFC Champions out of playoffs in Wild Card round with 35-20 win at Jack Murphy Stadium. Chargers out-gained Indianapolis in total yardage, 429 to 333, but Colts chalked up 178 yards rushing, including 147 yards and two touchdowns by rookie running back Zack Crockett. Game was seesaw battle that included six lead changes, however Indianapolis scored two touchdowns in fourth quarter to seal win. Stan Humphries finished day with 292 yards passing and two touchdowns, but four interceptions proved costly in defeat.

Score by Quarters	Q1	Q2	Q3	Q4	Total
Indianapolis Colts	0	14	7	14	35
San Diego Chargers	3	7	7	3	20

Tm	Qtr	Time	Play Description (PAT & Drive)	IND	SD
SD	1	9:28	Carney 28 yd field goal (9-30, 3:25)	0	3
IND	2	14:03	Dilger 2 yd pass from Harbaugh (Blanchard kick) (8:27, 3:45)	7	3
SD	2	5:48	Pupunu 6 yd pass from Humphries (Carney kick) (18:68, 8:15)	7	10
IND	2	1:47	Crockett 33 yd run (Blanchard kick) (8-80, 4:01)	14	10
SD	3	4:20	Jefferson 11 yd pass from Humphries (Carney kick) (12:90, 6:50)	14	17
IND	3	:41	Dawkins 42 yd pass from Harbaugh (Blanchard kick) (7:81, 3:39)	21	17
SD	4	11:53	Carney 30 yd field goal (8-55, 3:48)	21	20
IND	4	11:28	Crockett 66 yd run (Blanchard kick) (1:66, 0:25)	28	20
IND	4	6:55	Harbaugh 3 yd run (Blanchard kick) (6:23, 3:31)	35	20

Attendance - 61,182

Team Statistics	IND	SD		IND	DN
TOTAL FIRST DOWNS	19	27	PUNTS No. and Avg.	5-37.4	2-54.5
Rushing	10	7	Blocked	0	0
Passing	9	20	TOTAL RETURN YARDS	243	133
Penalty	0	0	Punt Returns	2-52	0-0
3RD DOWN EFF	8-13-62%	10-17-59%	Kickoff Returns	5-110	6-133
TOTAL NET YARDS	333	429	Interception Returns	4-81	1-0
Total Plays	58	80	PENALTIES No. and Yds	4-30	4-24
Average / Play	5.7	5.4	FUMBLES No. and Lost	2-0	0-0
NET YARDS RUSHING	178	145	TOUCHDOWNS	5	2
Total Plays	29	32	Rushing	3	0
Average / Play	6.1	4.5	Passing	2	2
NET YARDS PASSING	155	284	Returns	0	0
Sacked - Yards Lost	2-20	1-8	EXTRA POINTS	5-5	2-2
Gross Yards	175	292	FIELD GOALS	0-0	2-2
ATT-COMP-INT	27-16-1	47-23-4	FINAL SCORE	35	20
Avg. / Play	5.3	5.9	TIME OF POSS	28:51	31:09
KICKOFFS IN-EZ-TB	6-10	5-30			

INDIANAPOLIS						SAN DIEGO					
Rushing	No	Yds	Avg	Lg	TD	Rushing	No	Yds	Avg	Lg	TD
Crockett	13	147	11.3	66t	2	Hayden	18	80	4.4	15	0
Faulk	1	16	16.0	16	0	Humphries	4	32	8.0	17	0
Harbaugh	5	10	2.0	7	1	Fletcher	3	23	7.7	20	0
Warren	10	5	0.5	4	0	Means	6	11	1.8	5	0
						Harmon	1	-1	-1.0	-1	0

Passing	A	C	Yds	S-L	TD	Lg	INT	Rt	Passing	A	C	Yds	S-L	TD	Lg	INT	Rt
Harbaugh	27	16	175	2-20	2	42t	1	87.7	Humphries	47	23	292	1-8	2	26	4	47.5

Receiving	No	Yds	Avg	Lg	TD	Receiving	No	Yds	Avg	Lg	TD
Turner	5	64	12.8	21	0	Harmon	10	133	13.3	24	0
Warren	4	45	11.3	17	0	Martin	3	39	13.0	18	0
Dawkins	2	49	24.5	42t	1	Jefferson	3	33	11.0	12	1
Crockett	2	10	5.0	6	0	Pupunu	3	26	13.0	13	1
Dilger	2	9	4.5	7	1	Fletcher	2	19	9.5	26	0
Humphrey	1	-2	-2.0	-2	0	Seau	2	42	21.0	11	0

INT	No	Yds	Avg	Lg	TD	INT	No	Yds	Avg	Lg	TD
Belser	2	68	34.0	36	0	Seau	1	0	0.0	0	0
Grant	1	13	13.0	13	0						
McElroy	1	0	0.0	0	0						

Punting	No	Yds	Avg	TB	120	Lg	Punting	No	Yds	Avg	TB	120	Lg
Gardecki	5	187	37.4	1	2	39	Bennett	2	109	54.5	0	0	65

Punt Ret	No	Yds	Avg	FC	Lg	TD	Punt Ret	No	Yds	Avg	FC	Lg	TD
Buchanan	2	52	26.0	0	46	0	Coleman	0	0	0.0	2	0	0

KO Ret	No	Yds	Avg	Lg	TD	KO Ret	No	Yds	Avg	Lg	TD
Bailey	2	44	22.0	25	0	Coleman	6	133	22.2	28	0
Warren	2	38	19.0	22	0						
Humphrey	1	28	28.0	28	0						

**Super Bowl XXIX**  
**San Francisco 49ers 49, San Diego Chargers 26**  
**Sunday, Jan. 29, 1995 - Joe Robbie Stadium (Miami, FL)**



The Chargers were no match for high-powered San Francisco offense as 49ers scored early and often en route to handing San Diego 49-26 defeat. Steve Young passed for four first-half touchdowns as 49ers jumped out to 28-10 lead at halftime. Barrage continued in second half and Young finished night with 325 yards and six touchdown passes. Chargers' offense was forced to play catch-up most of game, and as result, quarterback Stan Humphries passed 49 times, completing 24 for 275 yards with one touchdown, but two interceptions proved costly. Natrone Means became youngest player in Super Bowl history to score touchdown when 22-year-old lived over 49ers' defense for a one-yard scoring plunge in first quarter. Chargers rookie Andre Coleman tied Super Bowl record for longest kickoff return when he went 98 yards for touchdown in third quarter. Following kickoff return, Humphries passed to Mark Seay for first two-point conversion in Super Bowl history. Later, after 30-yard Humphries to Tony Martin touchdown pass late in fourth quarter, Humphries completed his second two-point conversion of game, this time to Alford Pupunu. Linebackers Dennis Gibson and Junior Seau led Chargers with 11 tackles apiece, while Seau added sack. Rayle Johnson paced Chargers with two sacks.

Score by Quarters	Q1	Q2	Q3	Q4	Total
San Diego Chargers	7	3	8	8	26
San Francisco 49ers	14	14	14	7	49

Tm	Qtr	Time	Play Description (PAT & Drive)	SD	SF
SF	1	13:36	Rice 44 yd pass from Young (Brien kick) (3:59, 1:24)	0	7
SF	1	10:05	Watters 51 yd pass from Young (Brien kick) (4:79, 1:53)	0	14
SD	1	2:44	Means 1 yd run (Carney kick) (13:78, 7:21)	7	14
SF	2	13:02	Floyd 5 yd pass from Young (Brien kick) (10:70, 4:42)	7	21
SF	2	4:44	Watters 8 yd pass from Young (Brien kick) (9:49, 4:51)	7	28
SD	2	1:44	Carney 31 yd field goal (8-62, 3:00)	10	28
SF	3	9:35	Watters 9 yd run (Brien kick) (7-62, 3:45)	10	35
SF	3	3:18	Rice 15 yd pass from Young (Brien kick) (10:67, 4:07)	10	42
SD	3	3:01	Coleman 98 yd kickoff return (Seay pass from Humphries)	18	42
SF	4	13:49	Rice 7 yd pass from Young (Brien kick) (6-32, 1:19)	18	49
SD	4	2:25	Martin 30 yd pass from Humphries	26	49

(Pupunu pass from Humphries) (8-67, 1:56)

Attendance - 74,107

Team Statistics		SD	SF	SD	SF	
TOTAL FIRST DOWNS		20	28	PUNTS No. and Avg.	4-48.8	5-39.8
Rushing		5	10	Blocked	0	0
Passing		14	17	TOTAL RETURN YARDS	243	76
Penalty		1	1	Punt Returns	3-1	2-12
3RD DOWN EFF		6-16-38%	7-13-54%	Kickoff Returns	8-242	4-48
TOTAL NET YARDS		354	449	Interception Returns	0-0	3-16
Total Plays		76	73	PENALTIES No. and Yds	6-63	3-18
Average / Play		4.7	6.2	FUMBLES No. and Lost	1-0	2-0
NET YARDS RUSHING		67	133	TOUCHDOWNS	3	7
Total Plays		19	32	Rushing	1	1
Average / Play		3.5	4.2	Passing	1	6
NET YARDS PASSING		287	316	Returns	1	0
Sacked - Yards Lost		2-18	3-15	EXTRA POINTS	3-3	7-7
Gross Yards		305	331	FIELD GOALS	1-1	0-1
ATT-COMP-INT		55-27-3	38-25-0	FINAL SCORE	26	49
Avg. / Play		5.0	7.7	TIME OF POSS	28:29	31:31

SAN DIEGO						SAN FRANCISCO					
Rushing	No	Yds	Avg	Lg	TD	Rushing	No	Yds	Avg	Lg	TD
Means	13	33	2.5	11	0	Young	5	49	9.8	21	0
Harmon	2	10	5.0	10	0	Watters	15	47	3.1	13	1
Jefferson	1	10	10.0	10	0	Floyd	9	32	3.6	6	0
Gilbert	1	8	8.0	8	0	Rice	1	10	10.0	10	0
Bieniemy	1	3	3.0	3	0	Carter	2	-5	-2.5	1	0
Humphries	1	3	3.0	3	0						

Receiving	No	Yds	Avg	Lg	TD	Receiving	No	Yds	Avg	Lg	TD
Harmon	8	68	8.5	20	0	Rice	10	149	14.9	44	3
Seay	7	75	10.7	23	0	Taylor	4	42	10.5	16	0

Receiving	No	Yds	Avg	Lg	TD	Receiving	No	Yds	Avg	Lg	TD
Harmon	8	68	8.5	20	0	Rice	10	149	14.9	44t	3
Seay	7	75	10.7	22	0	Taylor	4	43	10.8	16	0
Pupunu	4	48	12.0	23	0	Floyd	4	26	6.5	9	1
Martin	3	59	19.7	30t	1	Watters	3	61	20.3	51t	2
Jefferson	2	15	7.5	9	0	Jones	2	41	20.5	33	0
Bieniemy	1	33	33.0	33	0	Popson	1	6	6.0	6	0
Means	1	4	4.0	4	0	McCaffrey	1	5	5.0	5	0
Young	1	3	3.0	3	0						

INT	No	Yds	Avg	Lg	TD	INT	No	Yds	Avg	Lg	TD
Sanders	1	15	15.0	15	0	Cook	1	1	1.0	1	0
None						Davis	1	0	0.0	0	0

Punting	No	Yds	Avg	TB	120	Lg	Punting	No	Yds	Avg	TB	120	Lg
Wagner	4	195	48.8	0	0	55	Wilmsmeyer	5	199	39.8	0	2	46

Punt Ret	No	Yds	Avg	FC	Lg	TD	Punt Ret	No	Yds	Avg	FC	Lg	TD
Gordon	3	1	0.3	2	1	0	Carter	2	12	6.0	0	11	0

KO Ret	No	Yds	Avg	Lg	TD	KO Ret	No	Yds	Avg	Lg	TD
Coleman	8	242	30.3	98t	1	Carter	4	48	12.0	18	0

**1994 AFC Championship Game**  
**San Diego Chargers 17, Pittsburgh Steelers 13**  
**Sunday, Jan. 15, 1995 - Three Rivers Stadium (Pittsburgh, PA)**



The Chargers advanced to Super Bowl for first time in franchise history with stunning 17-13 upset victory over heavily-favored Pittsburgh Steelers in Three Rivers Stadium. San Diego started game slowly and Pittsburgh led Bolts 10-3 at end of first half, while outgaining San Diego in total yardage, 229 to 46. Steelers opened second half with field goal to extend lead to 13-3. Later in quarter, Stan Humphries connected with Al Pupunu on 43-yard touchdown strike to close gap to 13-10. Score remained as such until late in fourth quarter when Humphries threw another 43-yard touchdown pass, this one to Tony Martin, and Bolts claimed their first lead of game at 17-13. Pittsburgh took ensuing kickoff and drove to Chargers' nine-yard line with two minutes left in game, but San Diego's defense stopped Steelers on downs, including dramatic pass defense on fourth down by linebacker Dennis Gibson that sealed victory and silenced Three Rivers crowd.

Score by Quarters	Q1	Q2	Q3	Q4	Total
San Diego Chargers	0	3	7	7	17
Pittsburgh Steelers	7	3	3	0	13

Tm	Qtr	Time	Play Description (PAT & Drive)	SD	PIT
PIT	1	7:28	Williams 16 yd pass from O'Donnell (Anderson kick) (13:67, 7:32)	0	7
SD	2	3:41	Carney 20 yd field goal (6-77, 3:11)	3	7
PIT	2	:09	Anderson 39 yd field goal (12:51, 3:32)	3	10
PIT	3	10:37	Anderson 23 yd field goal (9:50, 3:22)	3	13
SD	3	8:03	Pupunu 43 yd pass from Humphries (Carney kick) (5:64, 2:34)	10	13
SD	4	5:13	Martin 43 yd pass from Humphries (Carney kick) (8:00, 4:44)	17	13

Attendance - 61,545

Team Statistics	SD	PIT	SD	PIT
TOTAL FIRST DOWNS	13	22	PUNTS No. and Avg.	5-38.4 5-44.4
Rushing	4	4	Blocked	0
Passing	8	17	TOTAL RETURN YARDS	74 89
Penalty	1	1	Punt Returns	2-2 2-10
3RD DOWN EFF	3-11-27%	11-20-55%	Kickoff Returns	3-72 4-73
TOTAL NET YARDS	226	415	Interception Returns	0-1-6
Total Plays	47	80	PENALTIES No. and Yds	3-15 8-111
Average / Play	4.8	5.2	FUMBLES No. and Lost	0-0 3-1
NET YARDS RUSHING	66	66	TOUCHDOWNS	2
Total Plays	24	26	Rushing	0
Average / Play	2.8	2.5	Passing	2
NET YARDS PASSING	160	349	Returns	0
Sacked - Yards Lost	1-5	0-0	EXTRA POINTS	2-2 1-1
Gross Yards	165	349	FIELD GOALS	1-1 2-2
ATT-COMP-INT	22-11-1	54-32-0	FINAL SCORE	17 13
Avg. / Play	7.0	6.5	TIME OF POSS	22:47 37:13

**SAN DIEGO**

Rushing	No	Yds	Avg	Lg	TD	Rushing	No	Yds	Avg	Lg	TD		
Means	20	69	3.5	17	0	Foster	20	47	2.4	11	0		
Humphries	4	-3	-.8	0	0	Williams	3	16	5.3	11	0		
						Morris	2	2	1.0	1	0		
Passing	A	C	Yds	S-L	TD	Lg	Int	O'Donnell <td>1</td> <td>1</td> <td>1.0</td> <td>1</td> <td>0</td>	1	1	1.0	1	0

Humphries 22 11 165 1-5 2 43t 1

Receiving						Passing							
No	Yds	Avg	Lg	TD		A	C	Yds	S-L	TD	Lg	INT	
Pupunu	4	76	19.0	43t	1	O'Donnell	54	32	349	0-0	1	33	0
Means	2	19	9.5	15	0	Receiving	No	Yds	Avg	Lg	TD		
Jefferson	2	16	8.0	11	0	Mills	8	106	13.3	19	0		
Martin	1	43	43.0	43t	1	Williams	7	45	6.4	16t	1		
Mitchell	1	19	19.0	19	0	Hastings	5	55	11.0	18	0		
Harmon	1	-8	-8.0	-8	0	Green	4	80	20.0	33	0		
						Thigpen	3	35	11.7	21	0		
INT	No	Yds	Avg	Lg	TD	Foster	3	12	4.0	6	0		
None						Hayes	1	16	16.0	16	0		
						Morris	1	0	0.0	0	0		

Punting	No	Yds	Avg	TB	I20	Lg	INT	No	Yds	Avg	Lg	TD
Wagner	5	192	38.4	0	1	45	INT					

wagner	5	192	38.4	0	1	43	INT	No	Yds	Avg	Lg	TD
							Woodson	1	6	6.0	6	0

KO Ret	No	Yds	Avg	Lg	TD	Punt Ret	No	Yds	Avg	FC	Lg	TD
Coleman	2	49	24.5	32	0	Woodson	2	10	5.0	1	10	0
Harmon	1	23	23.0	23	0	Johnson	0	0	0.0	1	0	0

KO Ret	No	Yds	Avg	Lg	TD	KO Ret	No	Yds	Avg	Lg	TD
Johnson	4	73	18.3	24	0						

**1994 AFC Divisional Playoffs**  
**San Diego Chargers 22, Miami Dolphins 21**  
**Sunday, Jan. 8, 1995 - Jack Murphy Stadium (San Diego, CA)**



The Chargers advanced to AFC Championship game with 22-21 victory over Miami Dolphins in front of San Diego-record home crowd of 63,381 fans. Win moved Chargers to AFC title round for only third time in team history and first time since 1982. Dan Marino threw three first-half touchdown passes and Dolphins led 21-6 at half. San Diego's offense came alive and dominated third quarter. Chargers took opening drive of second half and marched 15 plays to Dolphins' one-yard line before losing ball on downs.

But on Miami's first play from scrimmage, Reuben Davis stopped Bernie Parmalee in end zone for safety to make score 21-8. San Diego took ensuing kick and Natrone Means finished 54-yard drive with 74-yard scoring run, breaking several tackles along way and Dolphin lead was trimmed to 21-15. Teams traded possessions through fourth quarter before Stan Humphries hit Mark Seay for what would prove to be game-winning touchdown. But before that could happen, Marino moved Dolphins to San Diego's 30-yard line with 35 seconds left and positioned Pete Stoyanovich for 48-yard field goal attempt, but kick sailed wide right. San Diego dominated game's time of possession, controlling ball 39:20 compared to Miami's 20:40. Another factor was San Diego's running game, which rolled up 202 of team's 466 total yards. Means rushed for personal best 139 yards and Humphries completed 20 of 26 attempts in second half.

Score by Quarters	Q1	Q2	Q3	Q4	Total
Miami Dolphins	7	14	0	0	21
San Diego Chargers	0	6	9	7	22

Tm	Qtr	Time	Play Description (PAT & Drive)	MIA	SD
MIA	1	2:24	Jackson 8 yd pass from Marino (Stoyanovich kick) (9:79, 3:55)	7	0
SD	2	10:36	Carney 20 yd field goal (15:72, 6:48)	7	3
MIA	2	7:21	Jackson 9 yd pass from Marino (Stoyanovich kick) (6:52, 3:15)	14	3
SD	2	2:47	Carney 21 yd field goal (9:70, 4:34)	14	6
MIA	2	:27	Williams 16 yd pass from Marino (Stoyanovich kick) (9:70, 2:20)	21	6
SD	3	6:54	Parmalee tackled by R. Davis for Safety	21	8
SD	3	2:42	Means 24 yd run (Carney kick) (8:54, 4:12)	21	15
SD	4	:35	Seay 8 yd pass from Humphries (Carney kick) (10:61, 2:41)	21	22

Attendance - 63,381

Team Statistics	MIA	SD	MIA	SD
TOTAL FIRST DOWNS	17	28	PUNTS No. and Avg.	5-45.2 2-43.5
Rushing	2	12	Blocked	0
Passing	12	15	TOTAL RETURN YARDS	140 102
Penalty	3	1	Punt Returns	1-14 2-14
3RD DOWN EFF	5-10-50%	9-17-53%	Kickoff Returns	5-112 5-88
TOTAL NET YARDS	282	466	Interception Returns	2-14 0-0
Total Plays	47	85	PENALTIES No. and Yds	7-47 5-67
Average / Play	6.0	5.5	FUMBLES No. and Lost	1-0 2-1
NET YARDS RUSHING	26	202	TOUCHDOWNS	3
Total Plays	8	40	Rushing	0
Average / Play	3.3	5.1	Passing	3
NET YARDS PASSING	256	264	EXTRA POINTS	3-3 2-2
Sacked - Yards Lost	1-6	2-12	FIELD GOALS	0-1 2-2
Gross Yards	262	276	FINAL SCORE	21 22
ATT-COMP-INT	38-24-0	43-28-2	TIME OF POSS	20:40 39:20
Avg. / Play	6.6	5.9		

**MIAMI**

Rushing						Rushing							
	No	Yds	Avg	Lg	TD		No	Yds	Avg	Lg	TD		
Parmalee	7	16	2.3	13	0	Means	24	139	5.8	24t	1		
Craver	1	10	10.0	10	0	Bienemy	4	33	8.3	17	0		
						Culver	6	14	2.3	6	0		
Passing						Passing							
	A	C	Yds	S-L	TD	Lg	INT						
Marino	38	24	262	1-6	3	31	0	Harmon	3	12	4.0	6	0
								Jefferson	1	3	3.0	3	0
								Humphries	2	1	0.5	2	0

Receiving	No	Yds	Avg	Lg	TD	Passing	A	C	Yds	S-L	TD	Lg	INT
Jackson	8	109	13.6	31	2	Humphries	43	28	276	2-12	1	18	2
Fryar	5	70	14.0	24	0	Receiving	No	Yds	Avg	Lg	TD		
McDuffie	5	46	9.2	13	0	Harmon	7	57	8.1	15	0		
Craver	2	8	4.0	5	0	Seay	6	61	10.2	15	1		
Parmalee	2	8	4.0	5	0	Martin	5	62	12.4	15	0		
Williams	1	16	16.0	16	1	Jefferson	3	44	14.7	16	0		
Saxon	1	5	5.0	5	0	Means	3	16	5.3	6	0		
						Culver	2	23	11.5	18	0		
INT	No	Yds	Avg	Lg	TD	Pupunu	2	13	6.5	13	0		
Smith	1	14	14.0	14	0								
Stewart	1	0	0.0	0	0								

Punting	No	Yds	Avg	TD	INT	Punting	No	Yds	Avg	TD
Kidd	5	226	45.2	2	2	59	None			

Punt Ret	No	Yds	Avg	FC	Lg	TD	Punt Ret	No	Yds	Avg	FC	Lg	TD
McDuffie	1	14	14.0	1	14	0	Wagner	2	87	43.5	0	1	51

Parmalee	2	8	4.0	5	0	Harmon	7	57	8.1	15	0
Williams	1	14	14.0	14	1	Seay	6	61	10.2	15	1

KO Ret	No	Yds	Avg	Lg	TD	KO Ret	No	Yds	Avg	Lg	TD
Coleman	3	57	19.0	21	0						
Harmon	1	18	18.0	18	0						
Bienemy	1	13	13.0	13	0						





**1992 AFC Divisional Playoffs**  
**Miami Dolphins 31, San Diego Chargers 0**  
 Sun, Jan. 10, 1993 - Joe Robbie Stadium (Miami, FL)

The Chargers history-making season ended with 31-0 loss to Miami Dolphins in Joe Robbie Stadium. Intermittent downpours and soggy field slowed both teams early as each squad was forced to punt on their first four series. Second quarter proved disastrous for San Diego. Stan Humphries was intercepted three times with each leading to Dolphins touchdown and 21-0 halftime lead for Miami. San Diego also suffered fumbled snap on punt attempt in period. Chargers could not get on track in second half either, as Miami chalked up 10 more points and forced two more San Diego turnovers. Chargers' defense was on field most of time. Junior Seau recorded personal-best 19 tackles. Dolphins special team put Chargers in poor field position on several occasions, including punts, which pinned San Diego's offense back on its own five, six, four and 15-yard lines.

Score by Quarters	Q1	Q2	Q3	Q4	Total
San Diego Chargers	0	0	0	0	0
Miami Dolphins	0	21	0	10	31

Tm	Qtr	Time	Play Description (PAT & Drive)	SD	MIA
MIA	2	6:30	Paige 1 yd pass from Marino (Stoyanovich kick) (9-48, 5:00)	0	7
MIA	2	1:46	Jackson 9 yd pass from Marino (Stoyanovich kick) (2:37, 0:13)	0	14
MIA	2	:27	Jackson 30 yd pass from Marino (Stoyanovich kick) (4:42, 0:27)	0	21
MIA	4	14:03	Stoyanovich 22 yd field goal (12-60, 7:00)	0	24
MIA	4	8:19	Craver 25 yd run (Stoyanovich kick) (6-53, 4:12)	0	31
Attendance -- 72,625					

Team Statistics		SD	MIA		SD	MIA
TOTAL FIRST DOWNS	10	18	PUNTS No. and Avg.	7-46.3	8-41.0	
Rushing	3	9	Blocked	0	0	
Passing	7	9	TOTAL RETURN YARDS	143	93	
Penalty	0	0	Point Returns	1-7	1-45	
3RD DOWN EFF	3-15-20%	7-17-41%	Kickoff Returns	6-136	5-18	
TOTAL NET YARDS	202	324	Interception Returns	0-0	4-30	
Total Plays	62	69	PENALTIES No. and Yds	4-39	0-0	
Average / Play	3.3	4.7	FUMBLES No. and Lost	3-1	3-1	
NET YARDS RUSHING	70	157	TOUCHDOWNS	0	4	
Total Plays	16	40	Rushing	0	1	
Average / Play	4.4	3.9	Passing	0	0	
NET YARDS PASSING	132	167	Returns	0	0	
Sacked - Yards Lost	1-8	0-0	EXTRA POINTS	0-0	4-4	
Gross Yards	140	167	FIELD GOALS	0-0	1-1	
ATT-COMP-INT	45-18-4	29-17-0	FINAL SCORE	0	31	
Avg. / Play	2.9	5.8	TIME OF POSS	22:52	37:08	

SAN DIEGO										MIAMI									
Rushing	No	4	Yds	Avg	14	TD	Rushing	No	4	Yds	Avg	14	TD						
Bieniemy	4	26	6.5	14	0	Craver	8	72	9.0	25	1								
Butts	7	25	3.6	10	0	Humphrey	23	71	3.1	15	0								
Humphries	1	10	10.0	10	0	Parmalee	5	18	3.6	6	0								
Harmon	4	9	2.3	4	0	Clayton	1	0	0.0	0	0								
						Mitchell	1	-1	-1.0	-1	0								
						Paxon	2	-3	-1.5	0	0								
Passing	A	C	Yds	S-L	TD	In	Rt	Passing	A	C	Yds	S-L	TD	In	Rt				
Humphries 44	18	140	18	0	18	4	11.6												
Kidd	1	0	0	0	0	0	0.39.6												

Receiving	No	Yds	Avg	Lg	TD	Receiving	No	Yds	Avg	Lg	TD
Harmon	9	73	8.1	18	0	Paige	5	14	2.8	4	1
Walker	3	33	11.0	14	0	Jackson	4	53	13.3	30	2
Lewis	2	12	6.0	6	0	Humphrey	4	30	7.5	20	0
A. Miller	2	12	6.0	6	0	Duper	3	57	19.0	28	0
Jefferson	1	10	10.0	10	0	Crayer	1	13	13.0	13	0
Butts	1	0	0.0	0	0						

INT	No	Yds	Avg	Lg	TD	INT	No	Yds	Avg	Lg	TD	
None						Vincent	2	2	1.0	2	0	
						Oliver	1	21	21.0	21	0	
Punting	No	Yds	Avg	TB	I20	Lg	Cox	1	7	7.0	7	0

<b>Punt</b>	<b>Ret</b>	<b>No</b>	<b>Yds</b>	<b>Avg</b>	<b>FC</b>	<b>Lg</b>	<b>TD</b>	<b>Punting</b>	<b>No</b>	<b>Yds</b>	<b>Avg</b>	<b>TB</b>	<b>I20</b>	<b>Lg</b>
Lewis	1	7	7.0	2	7	0		Roby	8	328	41.0	1	4	51

<b>KO Ret</b>	<b>No</b>	<b>Yds</b>	<b>Avg</b>	<b>Lg</b>	<b>TD</b>	<b>Miller</b>	<b>5</b>	<b>45</b>	<b>9.0</b>	<b>0</b>	<b>12</b>	<b>0</b>
Lewis	4	111	27.8	38	0							
Bieniemy	1	14	14.0	14	0	<b>KO Ret</b>	<b>No</b>	<b>Yds</b>	<b>Avg</b>	<b>Lg</b>	<b>TD</b>	
Pupunu	1	11	11.0	11	0	Craver	1	18	18.0	18	0	



1992 AFC Wild Card Playoffs  
San Diego Chargers 17, Kansas City Chiefs 0  
Jan. 2, 1993 - Jack Murphy Stadium (San Diego, CA)



San Diego defeated Kansas City Chiefs, 17-0, in AFC Wild Card playoffs in San Diego's Jack Murphy Stadium. It marked first shutout in history of Wild Card games. It was also first shutout by Chargers over Kansas City and first time Chiefs were shut out in non-strike game since 1985. Two defensive powerhouses battled to scoreless first half. Chargers gained 130 total yards to Chiefs' 122 yards in half, but were sacked four times for 47 yards in losses. San Diego scored first when Marion Butts dashed up middle career-long 54 yarders for touchdown. On Chiefs first play to set up next possession, tipped pass by Blaise Winter was intercepted by Leslie O'Neal to set up field goal. Up 10-0 in fourth quarter, Chargers put together 11-play, 91-yard drive and culminated series with five-yard scoring plunge by Steve Hendrickson. Chargers gained 192 yards on ground, their second-most productive effort of season. Defense harassed Chiefs passing game causing two interceptions and sacking Dave Krieg seven times to tie season high one. Burt Grossman had two-and-a-half sacks and O'Neal and Shawn Lee each had two.

Score by Quarters	Q1	Q2	Q3	Q4	Total
Kansas City Chiefs	0	0	0	0	0
San Diego Chargers	0	0	10	7	17

Tm	Qtr	Time	Play Description (PAT & Drive)	KC	SD
SD	3	5:53	Butts 54 yd run (Carney kick) (4-74, 1:57)	0	7
SD	3	3:33	Carney 34 yd field goal (4-9, 2:03)	0	10
SD	4	4:57	Hendrickson 5 yd run (Carney kick) (11-91, 5:32)	0	17
Attendance - 60,681					

Team Statistics		KC	SD	KC	SD
<b>TOTAL FIRST DOWNS</b>		17	18	PUNTS No. and Avg.	8-45.0
Rushing	5	8	Blocked	0	0
Passing	10	7	<b>TOTAL RETURN YARDS</b>	72	78
Penalty	2	3	Punt Returns	2-5	4-35
3RD DOWN EFF	4-14:29%	5-13:39%	Kickoff Returns	1-5	0-0
<b>TOTAL NET YARDS</b>	251	342	Interception Returns	0-0	2-43
Total Plays	60	63	<b>PENALTIES No. and Yds</b>	7-62	5-44
Average / Play	4.2	5.4	<b>FUMBLES No. and Lost</b>	2-1	2-1
<b>NET YARDS RUSHING</b>	61	192	<b>TOUCHDOWNS</b>	0	2
Total Plays	19	35	Rushing	0	2
Average / Play	3.2	5.5	Passing	0	0
<b>NET YARDS PASSING</b>	190	150	Receives	1-50	0-0
Sacked - Yards Lost	7-43	5-49	<b>EXTRA POINTS</b>	0-0	2-2
Gross Yards	233	199	<b>FIELD GOALS</b>	0-0	1-2
<b>ATT-COMP-INT</b>	34-16-2	23-14-0	<b>FINAL SCORE</b>	0	17
Yds. / Play	4.6	5.4	<b>TIME OF POSS</b>	30:14	29:46

KANSAS CITY							SAN DIEGO						
Rushing	No	Yds	Avg	Lg	TD		Rushing	No	Yds	Avg	Lg	TD	
Williams	12	35	2.9	8	0		Butts	15	119	7.9	6	54†	
McNair	2	18	6.0	6	0		Bienemy	13	38	2.9	6	0	
Krieg	4	4	2.0	3	0		Harmen	27	68	2.5	10	0	
Word	2	4	2.0	3	0		Hendrickson	1	5	5.0	5t	1	
							Bernstine	1	3	3.0	3	0	
Passing	A	C	Yds	S-L	Td	Lg	In	Rt	Humphries	1	0	0.0	0
Krien	34	16	733	7-4	3	0	28	2					

		Receiving						Passing						
Receiving	No	Yds	Avg	Lg	TD	Humphries	23	14	C Yds	S-L	TD	Lg	In	Rt
Birden	4	78	19.5	24	0				199	5-49	0	44	0	
McNair	4	35	8.8	13	0	Receiving								
Davis	3	30	10.0	13	0	Harmon	4	21	5.3	9	0			
Hargain	2	46	23.0	24	0	Walker	3	60	20.0	33	0			
M. Smith	1	28	28.0	28	0	Miller	2	58	29.0	44	0			
Williams	1	11	11.0	11	0	Rutte	2	13	6.5	0	0			

Cash		1	5	3.0	3	Lewis	1	39	39.0	39	0
0						Brennan	1	8	8.0	8	0
						Bieniemy	1	-4	-4.0	-4	0
<b>INT</b>	<b>No</b>	<b>Yds</b>	<b>Avg</b>	<b>Lg</b>	<b>TD</b>						
None						<b>INT</b>	<b>No</b>	<b>Yds</b>	<b>Avg</b>	<b>Lg</b>	<b>TD</b>

<b>Punting</b>	<b>No</b>	<b>Yds</b>	<b>Avg</b>	<b>TB</b>	<b>I20</b>	<b>Lg</b>
Barker	8	360	45.0	0	4	54

Punt Ret	No	Yds	Avg	FC	Lg	TD	Kidd	6	265	44.2	0	5	53
Carter	1	1	1.0	1	1	0							
Mincy	1	4	4.0	1	4	0	Punt Ret	No	Yds	Avg	FC	Lg	TD
							Lewis	4	35	8.8	0	14	0
KO Ret	No	Yds	Avg	Lg	TD		Burd	0	0	0.0	2	0	

Carter	1	5	5.0	5	0	KO Ret	No	Yds	Avg	Lg	TD
						None					



**1982 AFC Divisional Playoffs**  
**Miami Dolphins 34, San Diego Chargers 13**  
**Sunday, Jan. 16, 1983 - Orange Bowl (Miami, FL)**



San Diego and Miami met for second-straight year in playoffs with Dolphins turning outcome around, winning 34-13. Game matched San Diego, with league's top offense averaging 450.4 yards game, versus Miami and NFL's top defense, allowing 256.9 yards game. Miami took 24-0 lead in second quarter as San Diego did year before in first quarter. San Diego tightened score on 28-yard touchdown pass from Dan Fouts to Charlie Joiner and one-yard touchdown run by Chuck Muncie, but it wasn't enough as Dolphins marched on to victory.

Score by Quarters	Q1	Q2	Q3	Q4	Total
San Diego Chargers	0	13	0	0	13
Miami Dolphins	7	20	0	7	34

Tm	Qtr	Time	Play Description (PAT & Drive)	SD	MIA
MIA	1	6:52	Moore 3 yd pass from Woodley (Von Schamann kick) (5:26, 2:53)	0	7
MIA	2	1:28	Franklin 3 yd run (Von Schamann kick) (13:89, 5:56)	0	14
MIA	2	4:31	Lee 6 yd pass from Woodley (Von Schamann kick) (7:23, 2:53)	0	21
MIA	2	7:15	Von Schamann 24 yd field goal (7:30, 2:32)	0	24
SD	2	11:14	Joiner 28 yd pass from Fouts (kick failed) (9:28, 0:21)	6	24
SD	2	13:55	Von Schamann 23 yd field goal (7:00, 2:44)	6	27
SD	2	14:38	Muncie 1 yd run (Benirschke kick) (5:76, 0:43)	13	27
MIA	4	4:42	Woodley 7 yd run (Von Schamann kick) (8:62, 0:42)	13	34

Attendance - 71,383

Team Statistics	SD	MIA	SD	MIA
TOTAL FIRST DOWNS	17	29	PUNTS No. and Avg.	4-41.3 3-40.3
Rushing	5	15	Blocked	0
Passing	9	11	TOTAL RETURN YARDS	127 98
Penalty	3	3	Punt Returns	3-16 2-4
3RD DOWN EFF	4-11-37%	7-14-50%	Kickoff Returns	7-93 3-40
TOTAL NET YARDS	241	413	Interception Returns	1-18 5-54
Total Plays	54	80	PENALTIES No. and Yds	7-62 6-70
Average / Play	4.5	5.2	FUMBLES No. and Lost	3-2 2-1
NET YARDS RUSHING	73	214	TOUCHDOWNS	2 4
Total Plays	17	56	Rushing	1 2
Average / Play	4.3	3.8	Passing	1 2
NET YARDS PASSING	168	199	Returns	0 0
Sacked - Yards Lost	3-23	1-16	EXTRA POINTS	1-2 4-4
Gross Yards	191	215	FIELD GOALS	0-0 2-2
ATT-COMP-INT	34-15-5	23-8-1	FINAL SCORE	13 34
Avg. / Play	4.5	3.8	TIME OF POSS	19:14 40:46

**SAN DIEGO**

**MIAMI**

Rushing	No	Yds	Avg	Lg	TD	Rushing	No	Yds	Avg	Lg	TD
Muncie	12	56	4.7	16	1	Franklin	23	96	4.2	11	1
Brooks	3	9	3.0	5	0	Nathan	19	83	4.7	13	0
Cappelletti	1	5	5.0	5	0	Bennett	7	14	2.0	12	0
Fouts	1	3	3.0	3	0	Oroz	3	14	4.7	7	1

Passing	A	C	Yds	S-L	TD	Lg	INT	Rt	Vigorito	Jensen
Fouts	34	15	191	3-23	1	28	5	32.5	1	2
									2	-6

Receiving	No	Yds	Avg	Lg	TD	Passing	A	C	Yds	S-L	TD	Lg	INT	Rt
Muncie	6	53	8.8	18	0	Woodley	22	17	195	1-16	2	53	11	114.8
Chandler	2	38	19.0	22	0	Nathan	1	1	20	0-0	0	20	0	118.8
Brooks	2	25	12.5	14	0	Harris	8	55	6.9	10	0			
Sievers	2	21	10.5	16	0	Nathan	3	45	15.0	20	0			
Joiner	1	28	28.0	28	1	Cefalo	2	69	34.5	53	0			
Winslow	1	18	18.0	18	0	Vigorito	2	22	11.0	17	0			
Holohan	1	8	8.0	8	0	Harris	1	15	15.0	15	0			

Punting	No	Yds	Avg	TB	I20	Lg	INT	No	Yds	Avg	Lg	TD
Buford	4	165	41.3	1	2	50	Small	1	16	16.0	16	0
Bunt	1	18	18.0	0	0	18	C. Blackwood	2	10	5.0	10	0

Punting	No	Yds	Avg	TB	I20	Lg	INT	No	Yds	Avg	Lg	TD
Buford	4	165	41.3	1	2	50	Small	1	16	16.0	16	0

Sievers	1	15	15.0	15	0	Orosz	3	121	40.3	0	1	41
Bauer	1	0	0.0	0	0							
						Punt Ret No	Yds	Avg	FC	Lg	TD	

KO Ret No	Yds	Avg	Lg	TD	Punting	No	Yds	Avg	TB	I20	Lg
Brooks	5	70	15.0	20	0	Oroz	3	121	40.3	0	1
Sievers	1	15	15.0	15	0						
Bauer	1	0	0.0	0	0						

Punt Ret No	Yds	Avg	FC	Lg	TD	KO Ret	No	Yds	Avg	Lg	TD
Vigorito	2	4	2.0	0	6	Walker	1	28	14.0	17	0
Kozlowski	0	0	0.0	1	0	Hill	1	12	12.0	12	0

**1982 AFC Wild Card Playoffs**  
**San Diego Chargers 31, Pittsburgh Steelers 28**  
**Sunday, Jan. 9, 1983 - Three Rivers Stadium (Pittsburgh, PA)**



The Chargers, fifth-seeded AFC team in Super Bowl Tournament, played opening round of playoffs on road for first time, facing AFC's fourth-seeded team, Pittsburgh. After falling behind 14-3 in first quarter, Chargers took 17-14 lead at halftime on 18-yard James Brooks touchdown run and 10-yard scoring pass from Dan Fouts to Eric Sievers. With 14:10 remaining in game, Fouts threw eight-yard touchdown strike on fourth down to Kellen Winslow to move San Diego within four points at 28-24. And with 3:59 left to play, San Diego mounted its game-winning drive and Fouts hit Winslow on screen pass that he carried 12 yards for touchdown and victory. Workhorse of Chargers' offense was Chuck Muncie, who gained 126 yards on 25 attempts. It was Muncie's third-straight 100 yard performance and second-straight against league's number one rated run defense. Fouts threw for 333 yards against Steelers, his fifth career 300-yard effort in playoffs.

Score by Quarters	Q1	Q2	Q3	Q4	Total
San Diego Chargers	3	14	0	14	31
Pittsburgh Steelers	14	0	7	7	28

Tm	Qtr	Time	Play Description (PAT & Drive)	SD	PIT
PIT	1	:12	Ruff recovers Brooks fumble of kickoff in end zone (Anderson kick)	0	7
SD	1	4:50	Benirschke 25 yd field goal (11:91, 4:21)	3	7
PIT	1	10:06	Bradshaw 1 yd run (Anderson kick) (9:71, 5:06)	3	14
SD	2	:06	Brooks 18 yd run (Benirschke kick) (11:80, 4:53)	10	14
SD	2	14:32	Sievers 10 yd pass from Fouts (Benirschke kick) (7:64, 1:18)	17	14
PIT	3	4:48	Cunningham 2 yd pass from Bradshaw (Anderson kick) (8:74, 4:40)	17	21
PIT	4	:50	Stallworth 9 yd pass from Bradshaw (Anderson kick) (10:86, 6:37)	17	28
SD	4	6:18	Winslow 8 yd pass from Fouts (Benirschke kick) (5:29, 2:19)	24	28
SD	4	14:00	Winslow 2 yd pass from Fouts (Benirschke kick) (8:64, 2:59)	31	28

Attendance - 53,546

Team Statistics	SD	PIT	SD	PIT
TOTAL FIRST DOWNS	29	26	PUNTS No. and Avg.	1-48.0 2-32.5
Rushing	6	6	Blocked	0
Passing	19	19	TOTAL RETURN YARDS	79 102
Penalty	4	1	Punt Returns	0-0 1-12
3RD DOWN EFF	9-14-64%	6-12-50%	Kickoff Returns	3-36 5-90
TOTAL NET YARDS	479	422	Interception Returns	2-43 0-0
Total Plays	71	62	PENALTIES No. and Yds	6-51 6-54
Average / Play	6.7	6.8	FUMBLES No. and Lost	3-2 1-0
NET YARDS RUSHING	146	97	TOUCHDOWNS	4 4
Total Plays	29	23	Rushing	1 1
Average / Play	5.0	4.2	Passing	3 2
NET YARDS PASSING	333	325	Returns	0 1
Sacked - Yards Lost	0-0	0-0	EXTRA POINTS	4-4 4-4
Gross Yards	333	325	FIELD GOALS	1-1 0-0
ATT-COMP-INT	42-21-0	39-28-2	FINAL SCORE	31 28
Avg. / Play	7.9	8.3	TIME OF POSS	30:23 29:37

**SAN DIEGO**

**PITTSBURGH**

Rushing	No	Yds	Avg	Lg	TD	Rushing	No	Yds	Avg	Lg	TD
Muncie	25	126	5.0	17	0	Harris	10	35	3.5	7	0
Brooks	5	20	6.7	18	1	Pollard	9	47	5.2	18	0
Cappelletti	1	0	0.0	0	0	Hawthorne	2	3	1.5	2	0
						Bradshaw	2	12	6.0	11	1

Passing	A	C	Yds	S-L	TD	Lg	INT	Rt
Fouts	42	27	333	0-0	3	33	0	112.5

Passing	A	C	Yds	S-L	TD	Lg	INT	Rt
Bradshaw	39	28	325	0-0	2	40	2	92.4

Receiving	No	Yds	Avg	Lg	TD

Chandler	9	124	13.8	33	0	Receiving	No	Yds	Avg	Lg	TD
Winslow	7	102	14.6	30	2	Harris	11	71	6.5	17	0
Joiner	5	68	13.6	16	0	Stallworth	8	116	14.5	22	1
Sievers	2	17	8.5	10	1	Cunningham	5	55	11.0	16	1
Muncie	1	12	12.0	12	0	Pollard	2	29	14.5	20	0
Fitzkee	1	8	8.0	8	0	Smith	1	40	40.0	40	0
Brooks	1	4	4.0	4	0	Swann	1	14	14.0	14	0
Cappelletti	1	-2	-2.0	-2	0						
						INT	No	Yds	Avg	Lg	TD

INT	No	Yds	Avg	Lg	TD	INT	No	Yds	Avg	Lg	TD
Laird	1	35	35.0	35	0	None					
Allen	1	8	8.0	8	0						

Punting	No	Yds	Avg	TB	I20	Lg	Punt Ret No	Yds	Avg	FC	Lg	TD
Buford	1	48	48.0	0	0	48	Goodson	2	65	32.5	0	1
							Woods	1	12	12.0	0	12

Punt Ret No	Yds	Avg	FC	Lg	TD	KO Ret	No	Yds	Avg	Lg	TD
Brooks	0	0	0.0	1	0	Abercrombie	4	72	18.0	24	0
						Pollard	1	18	18.0	18	0

KO Ret	No	Yds	Avg	Lg	TD	KO Ret	No	Yds	Avg	Lg	TD
Brooks	3	36	12.0	36	0						

COMMUNITY

FRONT OFFICE

VETERANS

DRAFT PICKS  
& FREE AGENTS

2019 IN  
REVIEW

POSTSEASON  
HISTORY

GENERAL  
INFORMATION



## 1980 AFC Championship Game

### Oakland Raiders 34, San Diego Chargers 27

Sunday, Jan. 11, 1981 - Jack Murphy Stadium (San Diego, CA)



Oakland took 28-7 lead in first half and then held off late San Diego bid to beat Chargers for American Football Conference championship. On third play from scrimmage, Raiders quarterback Jim Plunkett had pass bounce off hands of his intended receiver Kenny King and into grasp of Raymond Chester, who took pass in for 65-yard score. San Diego's initial drive was halted when John Jefferson slipped on wet turf and Dan Fouts' pass zipped into hands of defender Lester Hayes. Chargers led score minutes later on 48-yard pass from Fouts to Charlie Joiner but Oakland retaliated with 76-yard scoring drive, aided by Plunkett pass to Cliff Branch for 48 yards and pass interference penalty. By end of first quarter, Oakland led 21-7, and two quarterbacks had combined for 314 yards passing. Oakland later scored on three-yard run by Mark Van Eeghen, making score 28-7. San Diego scored near end of first half on eight-yard pass from Fouts to Joiner. In third quarter, Rolf Benirschke kicked field goal and Chuck Muncie scored from six yards to narrow Raiders' lead to 28-24. Oakland then marched 68 and 37 yards to set up two Chris Bahr field goals while running 10:38 off clock. Trailing 34-24 Chargers drove for field goal from Benirschke that left them one touchdown behind with 6:52 to play, but Oakland controlled ball for final 6:52 and held on for victory.

Score by Quarters	Q1	Q2	Q3	Q4	Total
Oakland Raiders	21	7	3	3	34
San Diego Chargers	7	7	10	3	27

Tm	Qtr	Time	Play Description (PAT & Drive)	OAK	SD
OAK	1	1:35	Chester 65 yd pass from Plunkett (Bahr kick) (3:71, 1:26)	0	7
SD	1	7:04	Joiner 48 yd pass from Fouts (Benirschke kick) (3:62, 1:21)	7	7
OAK	1	11:14	Plunkett 5 yd run (Bahr kick) (7-76, 4:00)	14	7
OAK	1	13:25	King 21 yd pass from Plunkett (Bahr kick) (4-49, 1:33)	21	7
OAK	2	8:34	Van Eeghen 3 yd run (Bahr kick) (7-29, 3:31)	28	7
SD	2	13:55	Joiner 8 yd pass from Fouts (Benirschke kick) (13:64, 5:00)	28	14
SD	3	4:34	Benirschke 26 yd field goal (12-68, 4:24)	28	17
SD	3	8:47	Muncie 6 yd run (Benirschke kick) (6-41, 2:29)	28	24
OAK	3	14:11	Bahr 27 yd field goal (9-68, 5:15)	31	24
OAK	4	5:14	Bahr 33 yd field goal (10-37, 5:14)	34	24
SD	4	8:08	Benirschke 27 yd field goal (12-72, 2:48)	34	27

Attendance - 52,428

Team Statistics	OAK	SD	OAK	SD
TOTAL FIRST DOWNS	21	26	PUNTS No. and Avg.	4-56.0 2-40.5
Rushing	8	6	Blocked	0 0
Passing	12	17	TOTAL RETURN YARDS	164 140
Penalty	1	3	Punt Returns	2-20 2-41
3RD DOWN EFF	9-16-56%	8-13-62%	Kickoff Returns	6-103 6-99
TOTAL NET YARDS	362	434	Interception Returns	2-41 0-0
Total Plays	66	71	PENALTIES No. and Yds	7-54 6-45
Average / Play	5.5	6.1	FUMBLES No. and Lost	0-0 5-1
NET YARDS RUSHING	138	83	TOUCHDOWNS	4 3
Total Plays	42	23	Rushing	2 2
Average / Play	3.3	3.6	Passing	2 2
NET YARDS PASSING	224	351	Returns	0 0
Sacked - Yards Lost	6-37	2-13	EXTRA POINTS	4-4 3-3
Gross Yards	261	364	FIELD GOALS	2-2 2-2
ATT-COMP-INT	18-14-0	46-23-2	FINAL SCORE	34 27
Avg. / Play	9.3	7.3	TIME OF POSSE	35:03 24:57

#### OAKLAND

Rushing	No	Yds	Avg	Lg	TD
Van Eeghen	20	85	4.3	10	0
King	11	35	3.2	8	0
Jensen	2	7	3.5	4	0
Plunkett	4	6	1.5	5t	1
Whittington	5	5	1.0	2	0

Passing	A	C	Yds	S-L	TD	Lg	INT	Rt
Plunkett	18	14	261	6-37	2	65t	0:15:58	70.2
Winslow	1	1	28	0-0	0	28	0:11:18	

Receiving	No	Yds	Avg	Lg	TD
Chester	5	102	20.4	65t	1
Branch	3	78	26.0	48	0
King	2	43	21.5	22	1
Chandler	2	27	13.5	16	0
Whittington	2	11	5.5	6	0

INT	No	Yds	Avg	Lg	TD
Owens	1	25	25.0	25	0
Hayes	1	16	16.0	16	0

Punting	No	Yds	Avg	TD	Lg	INT
Guy	4	224	56.0	1	0	71

Punt Ret	No	Yds	Avg	FC	Lg	TD
Matthews	2	20	10.0	0	14	0

KO Ret	No	Yds	Avg	Lg	TD
Whittington	4	67	16.8	24	0
Moody	2	36	18.0	21	0

#### SAN DIEGO

Rushing	No	Yds	Avg	Lg	TD
Thomas	12	48	4.0	9	0
Muncie	9	34	3.8	16	1
Fouts	1	2	2.0	2	0
Smith	1	-1	-1.0	-1	0

Passing	A	C	Yds	S-L	TD	Lg	INT	Rt
Ferguson	45	22	336	2-13	2	55	2	70.2
Winslow	1	1	28	0-0	0	28	0:11:18	

Receiving	No	Yds	Avg	Lg	TD
Joiner	6	130	21.7	48t	2
Thomas	5	40	8.0	24	0
Jefferson	4	71	17.8	28	0
Smith	3	76	25.3	55	0
Winslow	3	42	14.0	21	0
Muncie	2	5	2.5	3	0

INT	No	Yds	Avg	Lg	TD
None					

Punting	No	Yds	Avg	TD	Lg	INT
Partridge	2	81	40.5	0	0	41

Punt Ret	No	Yds	Avg	FC	Lg	TD
Fuller	2	41	20.5	1	28	0

KO Ret	No	Yds	Avg	Lg	TD
Bauer	5	89	17.8	27	0
Duncan	1	10	10.0	10	0

## 1980 AFC Divisional Playoffs

### San Diego Chargers 20, Buffalo Bills 14

Saturday, Jan. 3, 1981 - San Diego Stadium (San Diego, CA)



Quarterback Dan Fouts connected with Ron Smith on 50-yard touchdown pass with 2:08 remaining in fourth quarter for game-winning score. Fouts completed pass on 3rd-and-10 with Chargers trailing 14-13. With win Chargers advanced to American Football Conference Championship Game against Oakland. Fouts completed 22 of 37 passes for 314 yards and two touchdowns, 20th 300-yard game of his career. San Diego's defense held Buffalo to 97 yards rushing. 50-yard, game-winning touchdown catch was longest of Smith's career. Down 14-3 at half, momentum changed in third quarter with Chargers going 70 yards in four plays for touchdown on first series. Chuck Muncie ran for 18 yards, then Charlie Joiner caught 45-yard pass and two plays later, Joiner capped off drive with nine-yard scoring reception, making score 14-10. Down 14-13 after field goal, Chargers started their final drive at Buffalo 31-yard line with 3:59 to play. Passes to Mike Thomas and John Jefferson put ball at midfield, setting stage for Fouts' game-winning to Smith.

Score by Quarters	Q1	Q2	Q3	Q4	Total
Buffalo Bills	0	14	0	0	14
San Diego Chargers	3	0	7	10	20

Tm	Qtr	Time	Play Description (PAT & Drive)	BUF	SD
SD	1	11:16	Benirschke 22 yd field goal (12-69, 6:45)	0	3
BUF	2	:44	Leaks 1 yd run (Mike-Mayer kick) (12-72, 4:20)	7	3
BUF	2	14:44	Lewis 9 yd pass from Ferguson (Mike-Mayer kick) (4-33, 1:32)	14	3
SD	3	1:34	Joiner 9 yd pass from Fouts (Benirschke kick) (4-70, 1:25)	14	10
SD	4	:51	Benirschke 22 yd field goal (8-45, 4:13)	14	13
SD	4	12:52	Smith 50 yd pass from Fouts (Benirschke kick) (5-69, 5:51)	14	20

Attendance - 52,028

Team Statistics			BUF	SD	PUNTS No. and Avg.	BUF	SD
TOTAL FIRST DOWNS			17	21	6-44.5	4-27.8	
Rushing			6	6	Blocked	0	1
Passing			9	14	TOTAL RETURN YARDS	97	126
Penalty			2	1	Punt Returns	2-13	3-29
3RD DOWN EFF			5-14-36%	2-11-18%	Kickoff Returns	5-84	3-50
TOTAL NET YARDS			244	397	Interception Returns	1-0	3-47
Total Plays			66	64	PENALTIES No. and Yds	5-40	6-66
Average / Play			3.7	6.2	FUMBLES No. and Lost	0-0	3-2
NET YARDS RUSHING			97	96	TOUCHDOWNS	2	2
Total Plays			33	25	Rushing	1	0
Average / Play			2.9	3.8	Passing	1	2
NET YARDS PASSING			147	301	Returns	0	0
Sacked - Yards Lost			3-33	2-13	EXTRA POINTS	2-2	2-2
Gross Yards			180	314	FIELD GOALS	0-2	2-3
ATT-COMP-INT			30-15-3	37-22-1	FINAL SCORE	14	20
Avg. / Play			4.5	7.7	TIME OF POSS	33:14	26:46

#### BUFFALO

Rushing	No	Yds	Avg	Lg	TD
Cribbs	18	53	2.9	9	0
Manucci	2	21	10.5	15	0
Brown	9	17	1.9	5	0
Leaks	4	6	1.5	2	1

Passing	A	C	Yds	S-L	TD	Lg	INT	Rt
Ferguson	24	15	180	3-33	1	19	3	59.7
Manucci	1	0	0	0-0	0	0	0	39.6

Receiving	No	Yds	Avg	Lg	TD
Jefferson	7	102	14.6	24	0
Muncie	6	53	8.8	16	0
Joiner	4	83	20.8	45	1
McCrary	2	19	9.5	11	0
Smith	1	50	50.0	50t	1
Winslow	1	5	5.0	5	0
Thomas	1	2	2.0	2	0
Hooks	1	1	1.0	1	0

INT	No	Yds	Avg	Lg	TD
Simpson	1	0	0.0	0	0
Fuller	1	20	20.0	20	0

Punting	No	Yds	Avg	TD	Lg	INT
Cater	6	267	44.5	2	0	55

Punt Ret	No	Yds	Avg	FC	Lg	TD
Hooks	2	13	6.5	0	7	0

KO Ret	No	Yds	Avg	Lg	TD
Solomon	5	84	16.8	26	0

KO Ret	No	Yds	Avg	Lg	TD
Bauer	2	39	19.5	25	0
Duncan	1	11	11.0	11	0



**1964 AFL Championship Game**  
**Buffalo Bills 20, San Diego Chargers 7**  
**Sunday, Dec. 26, 1964 - War Memorial Stadium (Buffalo, NY)**



Lou Saban sent his Buffalo Bills out for post-Christmas gift after three lean years and one near miss in American Football League. Bills found what they were looking for and wrapped up defending champion San Diego Chargers, 20-7, for AFL Championship before 40,242 howling hometown fans. Chargers started out as if they meant to repeat their 51-10 conquest of Boston Patriots in 1963 title game. They boomed from their own 20 in four plays with payoff 26-yard strike from retiring quarterback Tobin Rote to tight end Dave Kocurek. Keith Lincoln's PAT at 2:16 of first period was last time San Diego got on scoreboard. Disaster soon struck visitors when Lincoln was forced out of action with broken rib on "the tackle heard around world" by Buffalo linebacker Mike Stratton. Coupled with absence of Lance Alworth, injury to Lincoln left Chargers offense impotent. Buffalo forged to 13-7 halftime lead on field goals from 12 and 17 yards by rookie ace Pete Gogolak and four-yard touchdown Jack Kemp by halfback Gary Carlton. Bills tallied again in final quarter on sneak by quarterback Jack Kemp.

Score by Quarters	Q1	Q2	Q3	Q4	Total
San Diego Chargers	7	0	0	0	7
Buffalo Bills	3	10	0	7	20

SD	Qtr	Time	Play Description (PAT & Drive)	SD	BUF
TM	1	11:49	Kocurek 26 yd pass from Rote (Lincoln kick) (4-80)	7	0
BUF	1	4:20	Gogolak 12 yd field goal (8-61)	7	3
BUF	2	7:11	Carlton 4 yd run (Gogolak kick) (8-56)	7	10
BUF	2	2:28	Gogolak 17 yd field goal (7-51)	7	13
BUF	4	9:12	Kemp 1 yd run (Gogolak kick) (3-52)	7	20

Attendance - 40,242

Team Statistics		SD	BUF		SD	BUF
TOTAL FIRST DOWNS		15	21	PUNTING AVERAGE	36.4	46.8
Rushing		7	12	Punts	5	5
Passing		7	8	PUNT RETURN YARDS	58	6
Penalty		1	1	Returns	2	1
NET YARDS RUSHING		124	219	KICKOFF RETURN YARDS	175	71
NET YARDS PASSING		135	168	Returns	4	2
Attempts		36	20	PENALTY YARDS	20	45
Completions		13	10	Penalties	3	3
Interceptions		3	0	FUMBLES/LOST	1/0	0/0
TOTAL OFFENSE		259	387			
INTERCEPTION RET. YARDS		0	8			
Interceptions		0	3			

**SAN DIEGO**

Rushing	No	Yds	Avg	Lg	TD	Rushing	No	Yds	Avg	Lg	TD
Lowe	7	34	4.9	16	0	Gilchrist	16	122	7.6	39	0
Kinderman	4	14	3.5	7	0	Carlton	18	70	3.9	13	1
Lincoln	3	47	15.7	38	0	Kemp	5	16	3.2	12	1
MacKinnon	1	17	17.0	17	0	Dubenion	1	9	9.0	9	0
Hadl	1	13	13.0	13	0	Lamonica	1	2	2.0	2	0
Rote	1	6	6.0	6	0						
Norton	1	-7	-7.0	-7	0						

Passing	A	C	Yds	S-L	TD	Lg	INT	Rt	Passing	A	C	Yds	S-L	TD	Lg	INT	Rt
Rote	26	10	118	1-14	1	22	2	33.8	Receiving	No	Yds	Avg	Lg	TD			
Hadl	10	3	31	0-0	0	26	1	0.0	Dubenion	3	56	18.7	26	0			

Receiving	No	Yds	Avg	Lg	TD	Receiving	No	Yds	Avg	Lg	TD
Kinderman	4	52	13.0	22	0	Bass	2	70	35.0	50	0
MacKinnon	3	12	4.0	7	0	Warlick	2	41	20.5	26	0
Kocurek	2	52	26.0	26	1	Gilchrist	2	22	11.0	15	0
Lowe	2	9	4.5	8	0	Ross	1	-1	-1.0	-1	0
Norton	1	13	13.0	13	0						
Lincoln	1	11	11.0	11	0						

INT	No	Yds	Avg	Lg	TD	INT	No	Yds	Avg	Lg	TD
None						Warner	1	8	8.0	8	0
						Stratton	1	0	0.0	0	0
						Byrd	1	0	0.0	0	0

Punting	No	Yds	Avg	TB	I20	Lg	Punting	No	Yds	Avg	TB	I20	Lg
Hadl	5	183	36.6	0	1	43	Maguire	5	234	46.8	0	3	64

Punt Ret	No	Yds	Avg	FC	Lg	TD	Punt Ret	No	Yds	Avg	FC	Lg	TD
Robinson	1	30	30.0	0	30	0	Clarke	1	5	5.0	0	0	0
Duncan	1	28	28.0	0	28	0	Byrd	0	0	0.0	1	0	0

KO Ret	No	Yds	Avg	Lg	TD	KO Ret	No	Yds	Avg	Lg	TD
Duncan	3	147	49.0	72	0	Rutkowski	1	27	27.0	27	0
Warren	1	28	28.0	28	0	Warner	1	17	17.0	17	0

**1963 AFL Championship Game**  
**San Diego Chargers 51, Boston Patriots 10**  
**Sunday, Jan. 5, 1964 - Balboa Stadium (San Diego, CA)**



Before 30,127 in Balboa Stadium and 30 million more on national television, Keith Lincoln ran, caught and passed like no other athlete ever has in professional title match as Californians crumpled Boston Patriots, 51-10. Chargers' offense produced 610 yards. Lincoln accounted for 349 of them in virtuoso performance that included touchdown sprint of 67 yards, touchdown reception of 25 yards, 206 yards gained rushing, 123 gained pass receiving and 20 gained passing. Lincoln's heroics were mightily abated by others on San Diego team that played with brilliance. It was powerhouse show by team that had failed in two previous tries to win AFL title. But Patriots, with league's proudest defensive outfit, were no match for San Diegans. Splendidly prepared by Sid Gilman to combat Boston's almost constantly rushing linebackers, Chargers scored on their fourth scrimmage play, as well as their sixth and 10th. Patriots' ground attack suffered after fullback Larry Garrison incurred head injury midway through second period. Garrison later returned to game but remained in it only briefly.

Score by Quarters	Q1	Q2	Q3	Q4	Total
Boston Patriots	7	3	0	0	10
San Diego Chargers	21	10	7	13	51

SD	Qtr	Time	Play Description (PAT & Drive)	BOS	SD
TM	1	13:31	Rote 2 yd run (Blair kick) (4-72)	0	7
SD	1	10:48	Lincoln 67 yd run (Blair kick) (2-67)	0	14
BOS	1	7:01	Garron 7 yd run (Cappelletti kick) (7-66)	7	14
SD	1	4:44	Lowe 58 yd run (Blair kick) (4-73)	7	21
SD	2	7:05	Blair 11 yd field goal (7-74)	7	24
BOS	2	2:41	Cappelletti 15 yd field goal (11-68)	10	24
SD	2	:48	Norton 14 yd pass from Rote (Blair kick) (8-57)	10	31
SD	3	9:14	Alworth 48 yd pass from Rote (Blair kick) (6-80)	10	38
SD	4	6:47	Lincoln 25 yd pass from Hadl (pass failed) (6-45)	10	44
SD	4	1:19	Hadl 1 yd run (Blair kick) (11-80)	10	51

Attendance - 30,127

Team Statistics	BOS	SD	Team Statistics	BOS	SD
TOTAL FIRST DOWNS	14	21	INTERCEPTION RET. YARDS	0	15
Rushing	6	11	Interceptions	0	2
Passing	8	9	PUNTING AVERAGE	47	44
Penalty	0	1	Punts	7	2
NET YARDS RUSHING	75	318	Blocked	0	0
Attempts	16	32	PUNT RETURN YARDS	0	0
Yards Gained	77	328	Returns	0	0
Yards Lost	2	10	KICKOFF RETURN YARDS	122	70
NET YARDS PASSING	186	292	Returns	9	3
Attempts	37	26	PENALTY YARDS	18	30
Completions	17	17	Penalties	1	6
Interceptions	2	0	FUMBLES/LOST	1-0	1-1
TOTAL OFFENSE	263	610			
Total Plays	59	60			

**BOSTON**

Rushing	No	Yds	Avg	Lg	TD	Rushing	No	Yds	Avg	Lg	TD
Crump	7	18	2.6	6	0	Lincoln	13	206	15.8	67	1
Garron	3	15	5.0	7	1	Lowe	12	94	7.8	58	1
Lott	3	15	5.0	6	0	Rote	4	15	3.8	10	1
Yewic	1	14	14.0	14	0	McDougall	1	2	2.0	2	0
Parilli	1	10	10.0	10	0	Hadl	1	1	1.0	1	1
Burton	7	3	3.0	3	0	Jackson	1	0	0.0	0	0

Passing	A	C	Yds	S-L	TD	Lg	INT	Rt	Passing	A	C	Yds	S-L	TD	Lg	INT	Rt
Parilli	29	14	189	5-36	0	45	1	55.1	Rote	15	10	173	2-13	2	48	0	145.3
Yewic	8	3	39	0-0	0	23	1	14.1	Hadl	10	6	112	0-0	1	38	0	132.1
									Lincoln	1	1	20	0-0	0	20	0	118.8

Receiving	No	Yds	Avg	Lg	TD	Receiving	No	Yds	Avg	Lg	TD
Cappelletti	2	72	0	49	0	Lincoln	7	123	1	32	1
Garron	2	6	0	5	0	Alworth	4	77	1	48	1
Burton	4	12	0	8	0	Kocurek	1	5	0	5	0
Crump	2	28	0	28	0	Kocurek	2	44	1	30	0
Coleclough	3	26	0	10	0	Norton	2	44	1	30	0
Graham	2	68	0	45	0	MacKinnon	2	53	0	33	0
Lott	2	16	0	11	0	McDougall	1	4	0	4	0

INT	No	Yds	Avg	Lg	TD	INT	No	Yds	Avg	Lg	TD
None						Maguire	1	10	10.0	10	0
						Mittinger	1	5	5.0	5	0

Punting	No	Yds	Avg	TB	I20	Lg	Punting	No	Yds	Avg	TB	I20	Lg
Yewic	7	328	46.7	3	0	68	Maguire	2	87	43.5	0	1	44

Punt Ret	No	Yds	Avg	FC	Lg	TD	Punt Ret	No	Yds	Avg	FC	Lg	TD
Suci	0	0	0.0	1	0	0	Harris	0	0	0.0	1	0	0

KO Ret	No	Yds	Avg	Lg	TD	KO Ret	No	Yds	Avg	Lg	TD
Crump	2	31	16.5	22	0	Alworth	2	47	23.5	28	0
Garron	2	32	16.0	17	0	Lowe	1	23	23.0	23	0
Yates	1	5	5.0	5	0						
Burton	2	27	13.5	18	0						
Suci	1	18	18.0	18	0						
Romeo	1	9	9.0	9	0						





# CHARGERS RETIRED NUMBERS

DAN FOUTS

14

*JERSEY RETIRED: 1988*

*CHARGERS HOF: 1993*

*HALL OF FAME: 1993*



LANCE ALWORTH

19

*JERSEY RETIRED: 2005*

*CHARGERS HOF: 1977*

*HALL OF FAME: 1978*



JUNIOR SEAU

55

*JERSEY RETIRED: 2012*

*CHARGERS HOF: 2011*

*HALL OF FAME: 2015*



LADAINIAN TOMLINSON

21

*JERSEY RETIRED: 2012*

*CHARGERS HOF: 2015*

*HALL OF FAME: 2017*



COMMUNITY

FRONT OFFICE

VETERANS

DRAFT PICKS  
& FREE AGENTS

2019 IN  
REVIEW

RETIRED  
NUMBERS

GENERAL  
INFORMATION



# CHARGERS IN THE HALL OF FAME



**LANCE  
ALWORTH**

## **WIDE RECEIVER: (Chargers) 1962-70, (Cowboys) 1971-72 YEAR INDUCTED: 1978**

In 11 pro seasons, he caught 542 passes for 10,266 yards, an 18.94-yard average and 85 touchdowns ... During his nine seasons with the Chargers averaged more than 50 catches and 1,000 yards per season ... Was named All-AFL seven straight years from 1963 to 1969 and played in the league's last seven All-Star games ... Caught a pass in 105 straight games.



**RON  
MIX**

## **TACKLE: (Chargers) 1960-69, (Raiders) 1971 YEAR INDUCTED: 1979**

During his 10 years with the Chargers he was assessed for only two holding penalties ... Was an All-AFL selection eight times as a tackle and once as a guard, and played in eight AFL All-Star games and five of the first six AFL title games ... Unanimously chosen for the AFL's all-time team in 1969.



**SID  
GILLMAN**

## **COACH: (Rams) 1955-59, (Chargers) 1960-71, (Oilers) 1973-74 YEAR INDUCTED: 1983**


Coached for 18 seasons with a career record of 123-104-7 ... Chargers won divisional crowns five of the league's first six seasons and the AFL title in 1963 ... Became the foremost authority on forward passing offense ... Was the first coach to produce divisional champions in both the National and American Football Leagues.



**DAN  
FOUTS**

## **QUARTERBACK: (Chargers) 1973-87 YEAR INDUCTED: 1993**


In 15 seasons, completed 3,297 passes for 43,040 yards and 254 touchdowns and an 80.2-point rating ... At retirement, was one of only three quarterbacks to pass for more than 40,000 yards ... Led the NFL in passing yardage four straight years from 1979 to 1982, and became the first player in history to throw for 4,000 yards in three consecutive seasons ... 1982 NFL MVP ... Six-time Pro Bowler ... All-Pro 1979, 1982 and 1985.



**KELLEN  
WINSLOW**

## **TIGHT END: (Chargers) 1979-87 YEAR INDUCTED: 1995**

Amassed 541 receptions for 6,741 yards and 45 touchdowns in just nine National Football League seasons ... In 1984, set a personal record with 15 receptions in a game against the Green Bay Packers ... At time of his retirement, Winslow ranked fifth among active receivers and 14th among all NFL pass-catchers ... A consensus All-Pro in 1980-82.





# CHARGERS IN THE HALL OF FAME



COMMUNITY

FRONT OFFICE

VETERANS

DRAFT PICKS  
& FREE AGENTS

2019 IN  
REVIEW

BOLTS IN  
THE HALL

GENERAL  
INFORMATION



**CHARLIE  
JOINER**

**TIGHT END: (Oilers) 1969-72, (Bengals) 1972-75,  
(Chargers) 1976-86  
YEAR INDUCTED: 1996**

Averaged 16.2 yards per catch and accounted for 12,146 yards and 65 touchdowns on his receptions in 18 seasons ... Ranked sixth in career reception yardage ... During his 11 years in San Diego, caught 50 or more passes seven times and had 70 or more receptions three seasons ... An All-NFL pick in 1980 and a Pro Bowl choice three times.



**FRED  
DEAN**

**DEFENSIVE END: (Chargers) 1975-81, (49ers) 1981-85,  
YEAR INDUCTED: 2008**


Was named to four Pro Bowls (1980-1982, 1984) and selected All-Pro twice (1980-1981) ... The sack did not become an official NFL statistic until 1982, his career sack total would stand near 100 ... Set a then NFL record six sacks in one game ... Played on five division winners ... Played in three NFC championship games and in two of San Francisco's Super Bowl victories ... Earned all-conference honors four times - twice with the Chargers and twice with the 49ers.



**JUNIOR  
SEAU**

**LINEBACKER: (Chargers) 1990-02, (Dolphins) 2003-05,  
(Patriots) 2007-09  
YEAR INDUCTED: 2015**

Played 268 career games ... Recorded 10 or more tackles in a regular season game 64 times amassed 56.5 career sacks and intercepted 18 passes ... Also recovered a fumble for a touchdown and had two pass receptions during his career ... NFL Defensive Player of the Year in 1992 by UPI and Football Digest ... Also named to the NFL's All-Decade Team of the 1990s.



**LaDAINIAN  
TOMLINSON**

**RUNNING BACK: (Chargers) 2001-09, (Jets) 2010-11  
YEAR INDUCTED: 2017**

All-Pro 4 straight seasons (2004-07) ... Voted to 5 Pro Bowls over 6-season span ... Rushed for 13,684 career yards on 3,174 carries and scored 145 rushing touchdowns ... Added 4,772 yards on 624 catches and 17 TD receptions ... Named to NFL's All-Decade Team of 2000 ... Captured back-to-back rushing titles, 2006-07 ... Named NFL's 2006 Most Valuable Player.



**BOBBY  
BEATHARD**

**EXECUTIVE: (Chiefs) 1966-67, (Falcons) 1968-71,  
(Dolphins) 1972-77, (Redskins) 1978-88, (Chargers) 1990-99  
YEAR INDUCTED: 2018**

His teams won 10 division titles, seven league/conference championships and four Super Bowls - Super Bowls VII and VIII with Miami and Super Bowls XVII and XXII with Washington ... Was hired as general manager of the Chargers in 1990 ... In just his third season in San Diego, the organization won its first AFC Western Division championship in more than a decade and by 1994, the team made its first Super Bowl appearance.



# NFL HONORS

## KEY:

AFC: American Football Quarterly  
AP: Associated Press  
CBS: CBS SportsLine.com  
CPFN: College and Pro Football Newsweekly  
DMN: Dallas Morning News  
PFF: Pro Football Focus  
PFJ: Pro Football Journal  
PFT: Pro Football Talk.com  
PFWA: Professional Football Writers of America  
PFW: Pro Football Weekly  
FN: Football News  
SI: Sports Illustrated  
TSN: The Sporting News  
MFC: Maxwell Football Club  
NEA: Newspaper Enterprise Association  
UPI: United Press International  
USAT: USA Today Sports Weekly

## PRO FOOTBALL HALL OF FAME

1978 – Lance Alworth, WR, 1962-70  
1979 – Ron Mix, T, 1960-69  
1983 – Sid Gillman, Head Coach, 1960-69, 1971  
1993 – Dan Fouts, QB, 1973-1987  
1995 – Kellen Winslow, TE, 1979-1987  
1996 – Charlie Joiner, WR, 1976-1986  
2008 – Fred Dean, DE, 1975-81  
2015 – Junior Seau, LB, 1990-02  
2017 – LaDainian Tomlinson, RB, 2001-09  
2018 – Bobby Beathard, GM, 1990-2000

## NFL COACH OF YEAR

1992 – Bobby Ross (PFWA, PFW, FN, FD)  
1994 – Bobby Ross (SI)  
2004 – M. Schottenheimer (AP, PFWA, PFW, MFC)

## AFC COACH OF YEAR

1979 – Don Coryell (PFWA)  
1992 – Bobby Ross (UPI)

## NFL EXECUTIVE OF YEAR

1979 – John Sanders (TSN)  
2004 – A.J. Smith (PFWA, PFW)

## NFL MOST VALUABLE PLAYER

1982 – Dan Fouts (NEA, PFWA, CPFN)  
2006 – L. Tomlinson (AP, CBS, DMN, PFWA, PFW)

## NFL PLAYER OF YEAR

1979 – Dan Fouts (FD)  
2006 – LaDainian Tomlinson (MFC, TSN, SI)

## NFL MAN OF YEAR

1971 – John Hadl  
1983 – Rolf Benirschke  
1994 – Junior Seau  
2006 – LaDainian Tomlinson

## AFC PLAYER OF YEAR

1979 – Dan Fouts (UPI, TSN)

## AFC MOST VALUABLE PLAYER

1982 – Dan Fouts (UPI)

## NFL OFFENSIVE PLAYER OF YEAR

1982 – Dan Fouts (AP, PFW)  
2006 – L. Tomlinson (AP, CBS, DMN, PFWA, PFW)

## NFL DEFENSIVE PLAYER OF YEAR

1992 – Junior Seau (UPI, FD)  
1998 – Junior Seau (FD)

## NFL ROOKIE OF YEAR

1974 – Don Woods (NEA, FN, PFW)  
2005 – Shawne Merriman (TSN)  
2013 – Keenan Allen (TSN, Pepsi Next)

## NFL OFFENSIVE ROOKIE OF YEAR

1974 – Don Woods (AP, FD)  
2013 – Keenan Allen (PFWA, SI, CBS)

## NFL DEFENSIVE ROOKIE OF YEAR

1986 – Leslie O'Neal (AP, PFW\*)  
\*shared award with John Offerdahl  
2005 – Shawne Merriman (AP, PFWA, PFW)  
2016 – Joey Bosa (ESPN, PFWA, PFT)  
2018 – Derwin James (PFF)

## SPECIAL TEAMS ROOKIE OF YEAR

2018 – Michael Badgley (PFT)

## AFC ROOKIE OF YEAR

1974 – Don Woods (UPI, TSN)

## NFL COMEBACK PLAYER OF YEAR

2004 – Drew Brees (AP)  
2013 – Philip Rivers (AP, PFWA)  
2017 – Keenan Allen (AP, PFWA, TSN)

## NFL MOST IMPROVED PLAYER

2004 – Drew Brees (PFWA, PFW)

## NFL OUTSTANDING BLOCKER AWARD

1971 – Walt Sweeney (1,000-Yard Club Found.)

## NFL RUNNING BACK OF YEAR

2006 – L. Tomlinson (NFL Alumni Association)

## ALL-AFL SELECTIONS

1960 – Dick Harris, Jack Kemp, Paul Lowe, Ron Mix, Volney Peters  
1961 – Chuck Allen, Earle Faison, Dick Harris, Charlie McNeil, Ron Mix  
1962 – Dave Kocourek, Ron Mix  
1963 – Lance Alworth, Earle Faison, Keith Lincoln, Ron Mix, Tobin Rote  
1964 – Lance Alworth, Earle Faison, Keith Lincoln, Ron Mix  
1965 – Lance Alworth, Earle Faison, Ernie Ladd, Paul Lowe  
1966 – Lance Alworth, Ron Mix  
1967 – Lance Alworth, Ron Mix, Walt Sweeney  
1968 – Lance Alworth, Ron Mix, Walt Sweeney  
1969 – Lance Alworth

## AFL ALL-TIME TEAM (FIRST-TEAM)

1970 – Lance Alworth, Paul Lowe, Ron Mix  
(selected by Pro Football Hall of Fame)

## AFL ALL-TIME TEAM (SECOND-TEAM)

1970 – Sid Gillman, Miller Farr, Ken Graham, Dave Kocourek, Bob Scarpetto, Walt Sweeney  
(selected by Pro Football Hall of Fame)

## ALL-NFL FIRST-TEAM SELECTIONS

1970 – Walt Sweeney (NEA)  
1977 – Louie Kelcher (NEA)  
1978 – Louie Kelcher (AP, NEA, PFWA)  
Russ Washington, T, (NEA)  
1979 – Dan Fouts (AP, PFWA, UPI, PFW)  
John Jefferson (AP, NEA, PFWA, FD)  
1980 – Fred Dean (AP, CPFN, FD, PFW)  
John Jefferson (AP, NEA, PFWA, PFW, TSN, CPFN, FD)  
Gary Johnson (AP, NEA, PFWA, TSN, PFW, FD)  
Charlie Joiner (AP)  
Kellen Winslow (AP, NEA, PFWA, PFW, TSN, CPFN, FD)  
1981 – Gary Johnson (AP, PFWA, CPFN)  
Kellen Winslow (AP, NEA, PFWA, TSN, PFW, CPFN)  
1982 – W. Chandler (AP, NEA, PFWA, CPFN, FD)  
Dan Fouts (AP, NEA, PFWA, CPFN)  
Doug Wilkerson (AP, NEA, PFWA, FD)  
K. Winslow (AP, NEA, PFWA, CPFN, FD)  
1985 – Dan Fouts (NEA)  
Lionel James (CPFN)  
1989 – Gill Byrd (TSN)  
Leslie O'Neal (FN)  
Lee Williams (TSN)  
1990 – Marion Butts (FD)  
Gill Byrd (FD)  
1991 – Junior Seau (NEA)  
1992 – Junior Seau (AP, NEA, PFWA, CPFN, PFW, TSN, FD)

1993 – Junior Seau (AP, PFWA, FD, TSN)  
John Carney (AP, CPFN, TSN, USAT)  
Leslie O'Neal (FD)

J. Seau (AP, PFWA, CPFN, FD, PFW, TSN)  
1995 – Darren Bennett (AP, PFWA, CPFN, FD, PFW, TSN, AFQ)  
Dwayne Harper (SI)  
J. Seau (PFWA, FD, PFW, TSN, USAT)  
1996 – Junior Seau (AP, TSN)  
1997 – Eric Metcalf (AP, CPFN)  
1998 – Rodney Harrison (AP, SI, PFW, TSN, FD)  
Junior Seau (AP, PFW, TSN, FD)  
2000 – Junior Seau (AP)  
2001 – Rodney Harrison (TSN)  
Ronney Jenkins (CPFN)  
2002 – Donnie Edwards (FD)  
2003 – LaDainian Tomlinson (SI)  
2004 – Donnie Edwards (AP, FD, PFW, TSN, SI)  
Mike Scifres (SI)  
LaDainian Tomlinson (AP, CPFN)  
2005 – A. Gates (AP, PFWA, PFW, TSN, SI, USAT)  
Mike Goff (SI)  
Shawne Merriman (TSN, SI)  
LaDainian Tomlinson (TSN)  
Jamal Williams (AP, TSN)  
2006 – Kris Dielman (ESPN.com)  
Antonio Gates (AP, ESPN.com, PFWA, PFW, TSN, SI, USAT)  
Mike Goff (SI)  
Marcus McNeill (USAT)  
Shawne Merriman (AP, ESPN.com, PFWA, PFW, TSN, SI, USAT)  
Lorenzo Neal (AP, ESPN.com, USAT)  
L. Tomlinson (AP, ESPN.com, PFWA, PFW, TSN, SI, USAT)  
J. Williams (AP, PFWA, PFW, TSN, USAT)  
2007 – A. Cromartie (AP, PFWA, PFW, USAT)  
Shawne Merriman (USAT)  
Lorenzo Neal (AP)  
Kassim Osgood (PFWA, PFW)  
L. Tomlinson (AP, PFWA, PFW, TSN, USAT)  
2009 – Antonio Gates (SI)  
Vincent Jackson (SI)  
Nate Kaeding (AP, PFWA, PFW)  
Kassim Osgood (PFWA, PFW)  
2011 – Eric Weddle (AP, PFWA, PFW, TSN, SI)  
2012 – Eric Weddle (CBS, PFWA, PFW)  
2013 – Eric Weddle (SI)  
2014 – Eric Weddle (AP, PFWA)  
2015 – Danny Woodhead (PFJ)  
2017 – Casey Hayward (PFF, PFJ)  
2018 – Derwin James (AP, PFWA, PFJ)  
Desmond King (AP, PFF)  
Adrian Phillips (AP, PFWA)  
2019 – Joey Bosa (TSN)

## ALL-NFL SECOND-TEAM SELECTIONS

1976 – Charlie Joiner (NEA)  
1978 – John Jefferson (UPI)  
1979 – John Jefferson (UPI)  
1980 – Rolf Benirschke (UPI)  
Dan Fouts (AP)  
Charlie Joiner (AP)  
Louie Kelcher (AP)  
Doug Wilkerson (UPI)  
1981 – Louie Kelcher (AP)  
1982 – Tim Fox (AP)  
Gary Johnson (AP)  
Chuck Muncie (UPI)  
Russ Washington (AP)  
1983 – Dan Fouts (UPI)  
1985 – Wes Chandler (CPFN)  
Dan Fouts (AP, UPI)  
Lionel James (UPI)  
Jim Lachey (UPI)  
1986 – Lee Williams (UPI)  
Billy Ray Smith (UPI)  
1987 – Chip Banks (UPI)  
Jim Lachey (AP)  
Ralf Mojsiejenko (AP, NEA)  
Billy Ray Smith (UPI)  
Kellen Winslow (AP)  
1988 – Lee Williams (UPI)  
Ralf Mojsiejenko (UPI)  
1989 – Anthony Miller (CPFN)



1989 – **Leslie O'Neal** (CPFN)  
**Lee Williams** (AP, CPFN)  
 1990 – **Marion Butts** (AP, CPFN)  
 1991 – **Junior Seau** (CPFN)  
 1992 – **Gill Byrd** (AP, CPFN)  
**Anthony Miller** (CPFN)  
**Leslie O'Neal** (NEA, CPFN)  
**David Richards** (NEA)  
 1993 – **Junior Seau** (CPFN)  
 1994 – **John Carney** (FD)  
 1994 – **Leslie O'Neal** (AP, CPFN)  
 1995 – **Dwayne Harper** (FD)  
**Junior Seau** (AP, CPFN)  
 1996 – **Tony Martin** (AP, FD)  
**Junior Seau** (FD)  
 1999 – **Darren Bennett** (SI)  
**Junior Seau** (AP, CPFN)  
 2001 – **Marcellus Willey** (CPFN)  
 2002 – **Donnie Edwards** (AP)  
**LaDainian Tomlinson** (AP, FD)  
 2003 – **LaDainian Tomlinson** (AP, FD)  
 2004 – **Drew Brees** (CPFN, FD and PFW)  
**Donnie Edwards** (AP)  
**Antonio Gates** (CPFN)  
**Mike Goff** (FD)  
**Jamal Williams** (AP, FD)  
 2005 – **Lorenzo Neal** (AP)  
**LaDainian Tomlinson** (AP)  
 2006 – **Nate Kaeding** (AP)  
 2007 – **Shawne Merriman** (AP)  
 2008 – **Kris Dielman** (AP)  
 2009 – **Kris Dielman** (AP)  
**Antonio Gates** (AP)  
 2010 – **Antonio Gates** (AP)  
**Eric Weddle** (AP)  
 2012 – **Eric Weddle** (AP)  
 2013 – **Eric Weddle** (AP)  
 2016 – **Casey Hayward** (AP, PFJ)  
 2017 – **Casey Hayward** (AP)  
 2018 – **Keenan Allen** (PFF)  
**Derwin James** (AP, PFF)  
**Desmond King** (AP, PFJ)  
 2019 – **Joey Bosa** (PFF)  
**Austin Ekeler** (PFF)  
**Casey Hayward** (PFF)

#### ALL-AFC SELECTIONS

1970 – **Walt Sweeney** (AP)  
 1971 – **Walt Sweeney** (AP, UPI)  
 1973 – **Walt Sweeney** (TSN)  
 1974 – **Russ Washington** (AP)  
 1977 – **Louie Kelcher** (UPI)  
 1978 – **Louie Kelcher** (UPI)  
 1979 – **Fred Dean** (AP)  
**Dan Fouts** (AP)  
**John Jefferson** (AP)  
**Wilbur Young** (UPI)  
 1980 – **Fred Dean** (PFW)  
**John Jefferson** (UPI, PFW)  
**Gary Johnson** (UPI, PFW)  
**Louie Kelcher** (PFW)  
**Kellen Winslow** (UPI, PFW)  
 1981 – **James Brooks** (CPFN)  
**Dan Fouts** (CPFN)  
**Chuck Muncie** (UPI, CPFN)  
**Doug Wilkerson** (UPI)  
**Kellen Winslow** (UPI, CPFN)  
 1982 – **Rolf Benirschke** (UPI)  
**Wes Chandler** (UPI)  
**Dan Fouts** (UPI)  
**Doug Wilkerson** (UPI)  
**Kellen Winslow** (UPI)  
 1984 – **Earnest Jackson** (PFW)  
 1985 – **Lionel James** (FN)  
 1987 – **Lionel James** (PFW)  
**Jim Lachey** (UPI)  
**Ralf Mojsiejenko** (UPI, FN)  
**Kellen Winslow** (UPI, FN)  
 1989 – **Anthony Miller** (PFW)  
**Leslie O'Neal** (UPI, PFW)  
**Lee Williams** (UPI, PFW)  
 1990 – **Marion Butts** (UPI, FN)  
**Gill Byrd** (FN)  
 1991 – **Gill Byrd** (FN, PFW)  
**Nate Lewis** (PFW)  
**Junior Seau** (FN)  
 1992 – **Gill Byrd** (UPI)  
**Anthony Miller** (UPI)  
**Leslie O'Neal** (UPI)  
**Junior Seau** (UPI)

1993 – **Anthony Miller** (UPI, FN)  
**Junior Seau** (UPI, FN)  
 1994 – **John Carney** (UPI, FN)  
**Andre Coleman** (FN)  
**Darrien Gordon** (FN)  
**Leslie O'Neal** (UPI, FN)  
**Junior Seau** (UPI, FN)  
 1995 – **Darren Bennett** (UPI, FN)  
**Junior Seau** (UPI, FN)  
 1996 – **Darrien Gordon** (FN)  
**Tony Martin** (FN)  
**Junior Seau** (UPI, FN)  
 1998 – **Rodney Harrison** (PFW, FN)  
**Junior Seau** (PFW, FN)  
 1999 – **Darren Bennett** (FN)  
 2001 – **Darrien Gordon** (PFW)  
**Marcellus Willey** (PFW)  
 2004 – **Antonio Gates** (PFW)  
 2005 – **Antonio Gates** (PFW)  
**Jamal Williams** (PFW)  
**Hanik Milligan** (PFW)  
 2006 – **Antonio Gates** (PFWA, PFW)  
**Nate Kaeding** (PFWA, PFW)  
**Shawne Merriman** (PFWA, PFW)  
**Kassim Osgood** (PFWA, PFW)  
**LaDainian Tomlinson** (PFWA, PFW)  
**Jamal Williams** (PFWA, PFW)  
 2007 – **Antonio Cromartie** (PFWA, PFW)  
**Antonio Gates** (PFWA, PFW)  
**Kassim Osgood** (PFWA, PFW)  
**LaDainian Tomlinson** (PFWA, PFW)  
 2013 – **Ryan Mathews** (PFWA)  
**Eric Weddle** (PFWA)  
 2014 – **Eric Weddle** (PFWA)  
 2017 – **Joey Bosa** (PFWA)  
 2018 – **Austin Ekeler** (PFJ\*)  
**Melvin Gordon** (PFJ\*)  
**Derwin James** (PFWA, PFJ)  
**Desmond King** (PFJ\*)  
**Adrian Phillips** (PFWA)  
**Mike Williams** (PFJ)  
 2019 – **Keenan Allen** (PFWA, PFJ)  
**Joey Bosa** (PFWA, PFJ)  
**Austin Ekeler** (PFJ\*)  
**Derek Watt** (PFJ\*)

\*denotes second-team

#### ALL-AFC WEST SELECTIONS

2013 – **Keenan Allen** (ESPN)  
 2013 – **Nick Hardwick** (ESPN)  
 2013 – **Nick Novak** (ESPN)  
 2013 – **Eric Weddle** (ESPN)

#### ALL-ROOKIE SELECTIONS

1974 – **Don Woods** (PFWA)  
 1975 – **Gary Johnson** (PFWA)  
**Louie Kelcher** (PFWA)  
 1976 – **Don Macek** (PFWA)  
 1977 – **Bob Rush** (PFWA)  
 1978 – **John Jefferson** (PFWA)  
 1982 – **Andre Young** (PFWA)  
 1983 – **Mike Green** (PFWA)  
**Danny Walters** (PFWA)  
 1985 – **Gary Anderson** (PFWA)  
**John Hendy** (PFWA)  
**Jim Lachey** (PFWA)  
 1986 – **Leslie O'Neal** (PFWA, UPI)  
 1988 – **David Richards** (UPI)  
 1989 – **Butt Grossman** (PFWA, UPI)  
**Courtney Hall** (PFWA, UPI)  
 1990 – **Leo Goetz** (PFWA, UPI)  
**Junior Seau** (UPI)  
 1991 – **Eric Moten** (PFWA)  
**Stanley Richard** (PFWA)  
 1992 – **Chris Mims** (PFWA)  
 1993 – **Darrien Gordon** (PFWA)  
 1994 – **Andre Coleman** (PFWA, CPFN, FN, PFW)  
 1999 – **Jason Perry** (PFWA, PFW)  
 2001 – **LaDainian Tomlinson** (PFWA, PFW)  
 2003 – **Jason Ball** (PFWA, PFW)  
**Quentin Jammer** (PFWA, PFW)  
**Ben Leber** (PFWA, PFW)  
 2004 – **Nate Kaeding** (PFWA, PFW)  
**Shane Olivea** (PFWA, PFW)  
 2005 – **Luis Castillo** (PFWA, PFW)  
**Shawne Merriman** (PFWA, PFW)  
 2006 – **Marcus McNeill** (PFWA, PFW)  
 2007 – **Brandon Siler** (PFWA, PFW)  
 2009 – **Luis Vasquez** (PFWA, PFW)  
 2012 – **Kendall Reyes** (ESPN)

2013 – **Keenan Allen** (PFWA)  
 2013 – **D.J. Fluker** (PFWA)  
 2015 – **Josh Lambo** (PFJ, PFWA)  
 2016 – **Joey Bosa** (PFWA, PFJ)  
**Jatavis Brown** (PFWA, PFJ)  
**Hunter Henry** (PFWA, PFJ)  
**Drew Kaser** (PFJ\*)  
**Derek Watt** (PFJ\*)  
 2017 – **Dan Feeney** (PFWA, PFJ)  
 2018 – **Derwin James** (PFWA, PFF, PFJ)  
 2019 – **Drue Tranquill** (PFWA, PFF, PFJ)  
 \*denotes second-team

#### AFL ALL-STAR GAME

(starts in CAPS - year is year game played)  
 1962 – **Earle Faison**, **DICK HARRIS**, **BILL HUDSON**, **EMIL KARAS**, **JACK KEMP**, **DAVE KOCUREK**, **CHARLIE McNEIL**, **RON MIX**, **DON NORTON**, **ERNIE WRIGHT**, **George Blair**  
 1963 – **REG CAROLAN**, **Earle Faison**, **EMIL KARAS**, **DAVE KOCUREK**, **ERNIE LADD**, **Keith Lincoln**, **Paul Maguire**, **RON MIX**, **Don Norton**, **Bob Zeman**  
 1964 – **LANCE ALWORTH**, **Earle Faison**, **EMIL KARAS**, **ERNIE LADD**, **KEITH LINCOLN**, **RON MIX**, **TOBIN ROTE**, **Chuck Allen**, **Paul Lowe**, **Ernie Wright**  
 1965 – **CHUCK ALLEN**, **LANCE ALWORTH**, **FRANK BUNCUM**, **Earle Faison**, **DAVE KOCUREK**, **ERNIE LADD**, **KEITH LINCOLN**, **RON MIX**, **WALT SWEENEY**, **John Hadl**  
 1966 – **Earle Faison**, **KENNY GRAHAM**, **JOHN HADL**, **ERNIE LADD**, **PAUL LOWE**, **Lance Alworth**, **Frank Buncom**, **Leslie "Speedy" Duncan**, **Willie Frazier**, **Keith Lincoln**, **Ron Mix**, **Walt Sweeney**, **Ernie Wright**  
 1967 – **LANCE ALWORTH**, **RON MIX**, **Leslie "Speedy" Duncan**, **Willie Frazier**, **Jacque MacKinnon**, **Walt Sweeney**, **Dick Van Raaphorst**  
 1968 – **LANCE ALWORTH**, **FRANK BUNCUM**, **LESLIE "SPEEDY" DUNCAN**, **KENNY GRAHAM**, **RON MIX**, **WALT SWEENEY**, **Willie Frazier**, **Brad Hubbard**, **Dick Post**, **Rick Redman**  
 1969 – **LANCE ALWORTH**, **KENNY GRAHAM**, **JOHN HADL**, **JACQUE MacKINNON**, **RON MIX**, **WALT SWEENEY**, **Gary Garrison**  
 1970 – **LANCE ALWORTH**, **STEVE DeLONG**, **KENNY GRAHAM**, **JOHN HADL**, **DICK POST**, **WALT SWEENEY**

#### PRO BOWL

(starts in CAPS - year is year game played)  
 1971 – **WALT SWEENEY**, **Gary Garrison**  
 1972 – **WALT SWEENEY**, **Gary Garrison**  
 1973 – **GARY GARRISON**, **DEACON JONES**, **John Hadl**, **Walt Sweeney**  
 1975 – **Russ Washington**  
 1976 – **Russ Washington**  
 1977 – **Charlie Joiner**  
 1978 – **Louie Kelcher**, **Russ Washington**  
 1979 – **LOUIE KELCHER**, **RUSS WASHINGTON**, **John Jefferson**  
 1980 – **FRED DEAN**, **DAN FOUTS**, **JOHN JEFFERSON**, **RUSS WASHINGTON**, **Gary Johnson**, **Charlie Joiner**, **Ed White**  
 1981 – **FRED DEAN**, **KELLEN WINSLOW**, **LOUIE KELCHER**, **JOHN JEFFERSON**, **GARY JOHNSON**, **Dan Fouts**, **Charlie Joiner**, **Doug Wilkerson**  
 1982 – **KELLEN WINSLOW**, **DOUG WILKERSON**, **GARY JOHNSON**, **Dan Fouts**, **Chuck Muncie**  
 1983 – **WES CHANDLER**, **DAN FOUTS**, **GARY JOHNSON**, **DOUG WILKERSON**, **KELLEN WINSLOW**, **Rolf Benirschke**, **Chuck Muncie**  
 1984 – **DAN FOUTS**, **Kellen Winslow**, **Wes Chandler**  
 1985 – **Earnest Jackson**  
 1986 – **DAN FOUTS**, **Wes Chandler**  
 1987 – **GARY ANDERSON**  
 1988 – **KELLEN WINSLOW**, **Jim Lachey**, **Ralf Mojsiejenko**  
 1989 – **LEE WILLIAMS**  
 1990 – **LEE WILLIAMS**, **Anthony Miller**, **Leslie O'Neal**  
 1991 – **MARION BUTTS**, **ANTHONY MILLER**, **LESLIE O'NEAL**  
 1992 – **GILL BYRD**, **JUNIOR SEAU**, **Marion Butts**  
 1993 – **GILL BYRD**, **ANTHONY MILLER**, **LESLIE O'NEAL**, **JUNIOR SEAU**, **Ronnie Harmon**

[illegible]



**AFC SPECIAL TEAMS PLAYER OF MONTH**

- 1993 – **John Carney** (September)  
 1994 – **John Carney** (October)  
**Andre Coleman** (December)  
 1995 – **Andre Coleman** (September)  
 1996 – **John Carney** (September)  
 1997 – **Greg Davis** (October)  
**Eric Metcalf** (November)  
 2001 – **Ronney Jenkins** (October)  
 2008 – **Darren Sproles** (September)

**NFL OFFENSIVE ROOKIE OF MONTH**

- 2006 – **Marcus McNeill** (September)

**NFL DEFENSIVE ROOKIE OF MONTH**

- 2016 – **Joey Bosa** (October, December)

**AFC OFFENSIVE ROOKIE OF MONTH**

- 2001 – **LaDainian Tomlinson** (September)

**AFC DEFENSIVE ROOKIE OF MONTH**

- 1997 – **Paul Bradford** (November)

**FED EX GROUND NFL PLAYER OF YEAR**

- 2006 – **LaDainian Tomlinson**

**FED EX AIR NFL PLAYER OF WEEK**

- 2003 – **Doug Flutie** (Week 10)  
 2004 – **Drew Brees** (Weeks 8, 9)  
 2005 – **Drew Brees** (Week 11)  
 2006 – **Philip Rivers** (Week 6)  
 2007 – **Philip Rivers** (Week 5)  
 2008 – **Philip Rivers** (Weeks 3, 6)  
 2013 – **Philip Rivers** (Week 12)  
 2014 – **Philip Rivers** (Weeks 2, 4, 16)  
 2015 – **Philip Rivers** (Weeks 1, 4, 6)  
 2016 – **Philip Rivers** (Week 2)  
 2017 – **Philip Rivers** (Weeks 12, 17)  
 2018 – **Philip Rivers** (Weeks 13, 15)

**FED EX GROUND NFL PLAYER OF WEEK**

- 2003 – **LaDainian Tomlinson** (Week 10)  
 2004 – **LaDainian Tomlinson** (Week 14)  
 2005 – **LaDainian Tomlinson** (Weeks 3, 4, 6, 9, 12)  
 2006 – **LaDainian Tomlinson** (Weeks 1, 6, 9, 10, 11, 13, 14, 15)  
 2007 – **LaDainian Tomlinson** (Week 13)  
**Michael Turner** (Week 5)  
 2008 – **LaDainian Tomlinson** (Week 16)

**GMC DEFENSIVE PLAYER OF WEEK**

- 2007 – **Antonio Cromartie** (Week 10)

**GMC NEVER SAY NEVER MOMENT OF THE WEEK**

- 2014 – **Team Award** (Week 16)

**PEPSI NEXT NFL ROOKIE OF WEEK**

- 2013 – **Keenan Allen** (Weeks 6, 12, 15, 17)  
**D.J. Fluker** (Week 7)  
 2014 – **Brandon Oliver** (Weeks 5, 6)  
 2016 – **Joey Bosa** (Week 7)  
**Jatavis Brown** (Week 6)

**CASTROL EDGE CLUTCH PERFORMER OF WEEK**

- 2016 – **Melvin Gordon** (Week 9)  
**Denzel Perryman** (Week 7)

**NFLPA COMMUNITY MVP**

- 2018 – **Melvin Gordon** (Week 1)

# CHARGERS HONORS

**CHARGERS RETIRED NUMBERS**

- 1988 – **Dan Fouts** (number 14)  
 2002 – **Lance Alworth** (number 19)  
 2015 – **Junior Seau** (number 55)  
 2015 – **LaDainian Tomlinson** (number 21)

**CHARGERS HALL OF FAME**

- 1976 – **Frank Buncum**, \* LB, 1962-67  
**Emil Karas**, \* LB, 1960-64, '66  
**Bob Laraba**, \* LB, 1960-61  
**Jacque MacKinnon**, \* TE, 1961-69  
 1977 – **Lance Alworth**, WR, 1962-70  
 1978 – **Ron Mix**, T, 1960-69  
 1979 – **Paul Lowe**, RB, 1960-68  
 1980 – **Barron Hilton**, Majority Owner, 1960-66  
**Keith Lincoln**, RB, 1961-66, '68  
 1981 – **Ernie Ladd**, DT, 1961-65  
**Walt Sweeney**, G, 1963-73  
 1983 – **John Hadl**, QB, 1962-72  
 1984 – **Chuck Allen**, LB, 1961-69  
 1985 – **Gary Garrison**, WR, 1966-76  
**Sid Gillman**, Head Coach, 1960-69, '71  
 1986 – **Earle Faison**, DE, 1961-66  
 1993 – **Dan Fouts**, QB, 1973-87  
**Charlie Joiner**, WR, 1976-86  
 1994 – **Don Coryell**, Head Coach, 1978-86  
 1995 – **Leslie "Speedy" Duncan**, CB, 1964-70  
 1995 – **Kellen Winslow**, TE, 1979-87  
 1995 – **Russ Washington**, T, 1968-82  
 1996 – **George Percinico**, Minority Owner, 1961-2016  
 1997 – **Rolf Benirschke**, K, 1977-86  
 1998 – **Gill Byrd**, CB, 1983-92  
 1999 – **Gary "Big Hands" Johnson**, DL, 1975-84  
 2000 – **Doug Wilkerson**, OL, 1971-84  
 2001 – **Wes Chandler**, WR, 1981-87  
 2002 – **Stan Humphries**, QB, 1992-97  
**Bobby Ross**, Head Coach, 1992-96  
 2003 – **Louie Kelcher**, DT, 1975-83  
 2004 – **Don Macek**, C, 1976-89  
**Ed White**, G, 1978-85  
 2008 – **Fred Dean**, DE, 1975-81  
 2011 – **Junior Seau**, LB, 1990-02  
 2012 – **Darren Bennett**, P, 1995-03  
 2014 – **Leslie O'Neal**, DE, 1986, '88-95  
 2015 – **LaDainian Tomlinson**, RB, 2001-09  
 \*Honorary Members (Inducted Posthumously)

**CAPTAINS**

- 1961 – **Jack Kemp**, **Bill Hudson**  
 1962 – **Dave Kocoreuc**, **Chuck Allen**  
 1963 – **Ron Mix**, **Emil Karas**  
 1964 – **Tobin Rote**, **Earle Faison**  
 1965 – **John Hadl**, **Chuck Allen**  
 1966 – **John Hadl**, **Chuck Allen**  
 1967 – **John Hadl**, **Sam Gruneisen**, **Chuck Allen**, **Frank Buncum**

- 1968 – **John Hadl**, **Sam Gruneisen**, **Chuck Allen**, **Frank Buncum**  
 1969 – **John Hadl**, **Ron Mix**, **Chuck Allen**, **Rick Redman**  
 1970 – **John Hadl**, **Sam Gruneisen**, **Kenny Graham**, **Rick Redman**  
 1971 – **John Hadl**, **Pettis Norman**, **Rick Redman**, **Pete Barnes**  
 1972 – **John Hadl**, **Sam Gruneisen**, **Deacon Jones**  
 1973 – **John Unitas**, **Deacon Jones**  
 1974 – **Russ Washington**, **Coy Bacon**, **Dave Rowe**  
 1975 – **Russ Washington**, **Chris Fletcher**  
 1976 – **Russ Washington**, **Chris Fletcher**  
 1977 – **James Harris**, **Louie Kelcher**, **Ray Preston**  
 1978 – **Russ Washington**, **Louie Kelcher**  
 1979 – **Russ Washington**, **Louie Kelcher**  
 1980 – **Woodrow Lowe**, **Doug Wilkerson**, **Ed White**, **Louie Kelcher**  
 1981 – **Woodrow Lowe**, **Doug Wilkerson**, **Ed White**, **Louie Kelcher**  
 1982 – **Woodrow Lowe**, **Doug Wilkerson**, **Ed White**, **Hank Bauer**  
 1983 – **Woodrow Lowe**, **Doug Wilkerson**, **Ed White**, **Ray Preston**  
 1984 – **Woodrow Lowe**, **Doug Wilkerson**, **Charlie Joiner**, **Ray Preston**  
 1985 – **Woodrow Lowe**, **Billy Ray Smith**, **Ed White**, **Charlie Joiner**  
 1986 – **Woodrow Lowe**, **Charlie Joiner**  
 1987 – **Dan Fouts**, **Don Macek**, **Billy Ray Smith**, **Lee Williams**  
 1988 – **Billy Ray Smith**, **Dennis McKnight**, **Lee Williams**, **Don Macek**  
 1989 – **Billy Ray Smith**, **Leslie O'Neal**, **Anthony Miller**, **Lee Williams**  
 1990 – **Martin Bayless**, **Richard Brown**, **Broderick Thompson**  
 1991 – Alternated each game  
 1992 – Alternated each game  
 1993 – Alternated each game  
 1994 – **Stan Brock**, **Courtney Hall**, **Leslie O'Neal**, **Junior Seau**  
 1995 – **Stan Brock**, **Courtney Hall**, **Leslie O'Neal**, **Junior Seau**  
 1996 – **Tony Martin**, **Eric Moten**, **Kevin Ross**, **Junior Seau**  
 1997 – Alternated each game  
 1998 – Alternated each game  
 1999 – Alternated each game  
 2000 – Alternated each game  
 2001 – Alternated each game  
 2002 – Alternated each game  
 2003 – **Drew Brees**, **Donnie Edwards**, **Carlos Polk**, **LaDainian Tomlinson**  
 2004 – **Donnie Edwards**, **Calos Polk**, **LaDainian Tomlinson**, **Jamal Williams**  
 2005 – **Drew Brees**, **Steve Foley**, **Hanik Milligan**, **Kassim Osgood**, **LaDainian Tomlinson**, **Jamal Williams**  
 2006 – **Randall Godfrey**, **Kassim Osgood**, **Philip Rivers**, **LaDainian Tomlinson**  
 2007 – **Shawne Merriman**, **Kassim Osgood**, **Philip Rivers**, **LaDainian Tomlinson**, **Jamal Williams**  
 2008 – **Philip Rivers**, **LaDainian Tomlinson**, **Jamal Williams**, **Clinton Hart**, **Kassim Osgood**  
 2009 – **Philip Rivers**, **LaDainian Tomlinson**, **Stephen Cooper**, **Jamal Williams**, **Kassim Osgood**  
 2010 – **Philip Rivers**, **Nick Hardwick**, **Antonio Gates**, **Stephen Cooper**, **Quentin Jammer**, **Darren Sproles**, **David Binn**  
 2011 – **Philip Rivers**, **Nick Hardwick**, **Takeo Spikes**, **Eric Weddle**, **Jacob Hester**  
 2012 – **Philip Rivers**, **Nick Hardwick**, **Antonio Gates**, **Takeo Spikes**, **Eric Weddle**, **Darrell Stuckey**  
 2013 – **Philip Rivers**, **Nick Hardwick**, **Eric Weddle**, **Donald Butler**, **Darrell Stuckey**  
 2014 – **Philip Rivers**, **Nick Hardwick**, **Antonio Gates**, **Jarret Johnson**, **Eric Weddle** and **Darrell Stuckey**. One additional team captain also was selected each week by the coaching staff.  
 2015 – **Philip Rivers**, **Antonio Gates**, **Corey Liuget**, **Eric Weddle** and **Darrell Stuckey**. One additional team captain also was selected each week by the coaching staff.  
 2016 – **Philip Rivers**, **Antonio Gates**, **Brandon Mebane**, **Manti Te'o** and **Darrell Stuckey**. **Melvin Ingram** was selected as an injury replacement for Te'o and **Corey Liuget** for Mebane. One additional team captain also was selected each week by the coaching staff.  
 2017 – **Philip Rivers**, **Antonio Gates**, **Brandon Mebane**, **Russell Okung** and **Melvin Ingram**. One additional team captain also was selected each week by the coaching staff.  
 2018 – **Philip Rivers**, **Antonio Gates**, **Brandon Mebane**, **Russell Okung** and **Melvin Ingram**. One additional team captain also was selected each week by the coaching staff.  
 2019 – **Philip Rivers**, **Thomas Davis**, **Brandon Mebane**, **Mike Pouncey** and **Melvin Ingram**. Additional team captains also were selected each week by the coaching staff.

# CHRONOLOGY

## 1959

Aug. 14 – The first meeting about the new proposed football league is held in Chicago with representatives of six teams, including Los Angeles entry headed by Barron Hilton.

Aug. 22 – Second meeting of proposed football league is held in Dallas with the announcement that the league will be known as the "American Football League" (AFL).

Oct. 14 – Frank Leahy, former Notre Dame football coach, is named general manager of the Los Angeles team.

Oct. 28 – General Courtney of Hollywood wins a trip to Mexico City and Acapulco for his efforts in submitting the name "Chargers" into the name-the-team contest. The organization likes the name, Chargers, because "Charge" is what fans yell at USC games in the Coliseum.

## 1960

Jan. 7 – Sid Gillman signs three-year contract as Chargers' first head coach.

March 20 – Chargers Owner Barron Hilton unveils the Chargers first uniforms at a cocktail party at his Santa Monica residence. The uniforms are blue and gold with a lightning bolt on the side of the helmets and trousers. Hilton chose the lightning bolts because he associates a "Charge" of lightning with a lightning bolt. He also likes the bolts that are on the helmets of the Air Force Academy football team but wants something slightly different. He has the "Charger Bolt" designed to be different and places them on the uniforms. QB Jack Kemp and T Ron Mix model the uniforms.

April 9-12 – A total of 207 candidates are reduced to three. The three candidates receive invites to training camp after a four-day tryout in Burbank, Calif.

July 1 – General Manager Frank Leahy resigns due to health issues.

July 8 – Chargers open their first training camp at Chapman College in Orange, Calif.

July 9 – Sid Gillman assumes dual roles of head coach and general manager.

Aug. 6 – RB Paul Lowe returns opening kickoff 105-yards for a touchdown as Chargers defeat the Titans of New York, 27-7 at the LA Coliseum in their first preseason game (crowd attendance: 27,778).

Sept. 10 – The Chargers overcome a 20-7 deficit in the fourth quarter to defeat Dallas, 21-20 at the Coliseum in the first-ever AFL regular-season game (crowd attendance: 17,724).

Dec. 10 – Chargers top Denver in a 41-33 victory at the Coliseum to clinch their first AFL Western Division title.

Dec. 23 – Hilton accepts the invitation to visit San Diego for possible relocation from Los Angeles.

## 1961

Jan. 1 – At Houston's Jeppesen Stadium, the Houston Oilers defeated the Chargers, 24-16, for the AFL Championship (crowd attendance: 32,183).

Jan. 6 – Civic leaders from the Greater San Diego Sports Association attract major-league sports following Hilton's visit to San Diego.

Feb. 10 – The AFL gives Hilton formal approval to relocate the Chargers to San Diego.

May 1 – Workers begin enlarging the Chargers future home, Balboa Stadium. The addition of an upper deck increase capacity from 23,000 to 34,000.

July 22 – Chargers open training camp at the University of San Diego.

Aug. 6 – Chargers defeat Houston, 27-14, in the first preseason game at Balboa Stadium (crowd attendance: 12,304).

Nov. 19 – Chargers defeat Dallas, 24-14, and clinch their second AFL West Division Title. CB Charlie McNeil records the club's 43rd pass interception; a professional record.

Dec. 17 – Against Boston at Balboa Stadium, CB Dick Harris intercepts Babe Parilli's pass. This is the Chargers 49th interception of the season; a new professional record.

Dec. 24 – Houston defeats the Chargers, 10-3, at Balboa Stadium in the second straight home matchup in the AFL Championship (crowd attendance: 29,556).

## 1962

Jan. 7 – West defeats East, 47-27, at Balboa Stadium in the first AFL All-Star Game which features 11 Chargers players and coaches.

Sept. 16 – RB Keith Lincoln returns a 103-yard kickoff return vs. the Titans of New York. It is the first regular-season kickoff return touchdown in team history.

## 1963

Jan. 13 – DE Earle Faison is named Outstanding Defensive Player as the West defeats East, 21-14, in the AFL All-Star Game at Balboa Stadium (crowd attendance: 27,641).

April 30 – Owner Barron Hilton and his father, Conrad, sell one-third of their interest in the Chargers to San Diego businessmen John Mabey, George Pernicano, Kenneth Swanson, James Copley, and Los Angeles businessman M.L. Bengtson.

July 10 – Chargers open training camp at Rough Acres Ranch, 60 miles east of San Diego.

Oct. 20 – WR Lance Alworth posts a career-high of 232 receiving yards and two touchdowns in the 38-17 victory over Kansas City.

Nov. 23 & 24 – The AFL postpones all games following the Nov. 22 assassination of President John F. Kennedy.

Dec. 22 – RB Paul Lowe rushes for 183 yards and two touchdowns as Chargers clinch the third AFL West title with a 58-20 victory over Denver. Eight Chargers score during the game.

## 1964

Jan. 5 – RB Keith Lincoln totals 349 offensive yards as the Chargers win the AFL Championship by defeating Boston 51-10 at Balboa Stadium (crowd attendance: 30,127).

Jan. 19 – Lincoln is named MVP after gaining 121 yards as West defeats East, 27-14, in the AFL All-Star Game at Balboa Stadium (crowd attendance: 20,016).

Jan. 29 – The AFL signs a five-year deal with NBC to start in 1965, for \$36 million.

July 15 – Chargers open training camp at Travelodge in Escondido, Calif.

Oct. 3 – The Chargers and New York Jets tie, 17-17, at New York's Shea Stadium before an AFL-record crowd of 50,222.

Nov. 26 – Balboa Stadium record crowd (34,865) watches as Buffalo defeats the Chargers, 27-24, on Thanksgiving Day.

Dec. 6 – Chargers clinch their fourth AFL West title in five years by defeating the New York Jets, 38-3, at Balboa Stadium (crowd attendance: 25,753).

Dec. 26 – With WR Lance Alworth out with a knee injury and RB Keith Lincoln sidelined with a rib fracture, Buffalo beats the Chargers, 20-7, to clinch the AFL Championship.

## 1965

Jan. 16 – RB Keith Lincoln runs for an 80-yard touchdown as West defeats East, 38-14, in the AFL All-Star Game at Houston's Jeppesen Stadium. The game is originally moved from San Diego to New Orleans but moves to Houston at a day's notice after racial mistreatment in New Orleans.

April 27 – San Diego City Council (SDCC) endorses the construction of a multipurpose stadium in Mission Valley, this terminates the idea of a floating stadium in Mission Bay.

May 17 – SDCC approves expenditure of \$750,000 for architectural and engineering drawings of a 50,000-seat stadium at the southwest corner of Friars Road and Murphy Canyon Road in Mission Valley.

Nov. 2 – Construction of the \$27 million stadium is approved by a 73 percent "yes" vote by San Diego citizens.

Dec. 12 – The Chargers win their fifth AFL West title in six years by defeating the Texans, 37-26 at Rice Stadium in Houston.

Dec. 23 – RB Paul Lowe and WR Lance Alworth finish first and second in the player voting for AFL Player of the Year honors.

Dec. 24 – Groundbreaking ceremonies are conducted for San Diego Stadium.

Dec. 26 – Buffalo defeats the Chargers, 23-0, at Balboa Stadium for the AFL Championship. At halftime, Chrysler introduces their new line of cars named "Chargers" (crowd attendance: 30,361).

## 1966

Jan. 15 – AFL All-Stars beat Buffalo, 30-19, in Houston's Rice Stadium. WR Lance Alworth catches two touchdowns and LB Frank Buncom is named Defensive Player of the Game.

June 8 – The AFL and NFL announce plans to merge in 1970. The Chargers and Los Angeles Rams plan to play three preseason games at San Diego Stadium beginning in 1967.

Aug. 25 – Eugene V. Klein of Beverly Hills heads a group of 21 executives to purchase the Chargers for \$10 million; record price in professional football.

## 1967

Aug. 20 – San Diego Stadium is dedicated before 45,988 fans. Detroit beats the Chargers, 38-17, in San Diego's first preseason meeting with an NFL team.

Oct. 15 – CB Leslie "Speedy" Duncan sets AFL-record of 100-yard pick-6 and a 35-yard fumble recovery for another touchdown as Chargers defeat Kansas City, 45-31, the game features 897 yards of total offense and 622 yards in returns.

Dec. 3 - The Chargers face Oakland in the first sellout game at San Diego Stadium while 2,018 watch the game on closed-circuit television at the San Diego Sports Arena (crowd attendance: 52,661).

### 1968

Aug. 3 - Chargers capture their first victory over an NFL team by defeating San Francisco, 30-18, in a preseason game at San Diego Stadium.

Nov. 24 - CB "Speedy" Duncan sets an AFL-record with a 95-yard punt return for a touchdown vs. the New York Jets at San Diego Stadium.

### 1969

Sept. 28 - Chargers defeat defending Super Bowl Champions, the New York Jets, before a record crowd of 54,042 at San Diego Stadium.

Nov. 14 - Offensive backfield coach, Charlie Waller, is named Chargers head coach following the resignation of Sid Gillman, who suffers from a stomach ulcer and chest hernia. Gillman remains as the team's general manager.

Dec. 14 - WR Lance Alworth sets a professional record as he grabs hold of a catch in his 96th consecutive game. The Chargers defeat Buffalo, 45-6.

### 1970

Jan. 17 - QB John Hadl leads the West to a 26-3 victory in the final AFL All-Star Game at the Houston Astrodome.

Sept. 18 - The first AFL-NFL merger game is played with the two divisions in the NFL being the NFC and AFC.

Sept. 27 - Smoke and ash from huge fires in San Diego's east county darken the skies over San Diego Stadium. Hadl hurls a 65-yard touchdown pass to RB Jeff Queen and another 35-yard touchdown pass to WR Lance Alworth late in the fourth quarter as the Chargers salvage a 27-27 tie with Oakland.

Dec. 30 - Sid Gillman returns as Chargers head coach and Charlie Waller becomes an offensive coach in the staff reorganization announced by President Gene Klein.

### 1971

Feb. 13 - Harland Sware is named Chargers General Manager.

May 19 - The Chargers trade WR Lance Alworth to Dallas for TE Pettis Norman, T Tony Liscio and DT Ron East.

Nov. 15 - K Dennis Partrree nails a 45-yard field goal as time expires and the Chargers beat St. Louis 20-17 on Monday Night Football.

Nov. 22 - After a 34-33 loss at Oakland, San Diego holds a 4-6 record. Head coach Sid Gillman resigns and Harland Sware replaces him on an interim basis.

Dec. 19 - Sware is named Chargers head coach during a press conference in Houston.

### 1972

Jan. 18 - QB John Hadl is named NFL Man of the Year as the top citizen-athlete of 1971. A \$25,000 scholarship fund in Hadl's name benefits San Diego students.

March 28 - WR Lance Alworth is inducted into the Breitbard Hall of Fame at the San Diego Hall of Champions.

Sept. 5 - The Chargers trade DT George Wright to Cleveland. In a 221-day period, GM/Head Coach Harland Sware consummates an NFL-record 21 trades.

### 1973

Jan. 22 - The Chargers acquire QB Johnny Unitas from Baltimore.

Jan. 30 - In the third round of the 1973 NFL Draft the Chargers select future quarterback Hall of Famer, Dan Fouts, 64th overall from the University of Oregon.

Sept. 30 - QB Johnny Unitas completes a 30-yard pass to RB Mike Garrett vs. Cincinnati and becomes the first quarterback to pass for more than 40,000 yards.

Nov. 5 - Sware resigns as head coach but remains general manager. Ron Waller is named interim head coach.

### 1974

Jan. 8 - President Gene Klein names Tommy Prothro Chargers head coach.

Jan. 29 - Prothro trades G Walt Sweeney, former all-pro guard who played in 154 consecutive games for the Chargers, to Washington for a draft choice.

Dec. 15 - RB Don Woods sets team and NFL rookie-season record with 1,162 rushing yards. Chargers beat Denver 17-0 in their first shutout in 105 games.

### 1975

Jan. 2 - RB Don Woods is named Rookie of the Year for the 1974 season.

Jan. 28 - In the second round of the 1975 NFL Draft, the Chargers select future DE Hall of Famer, Fred Dean, 33rd overall from Louisiana Tech.

March 10 - T Ron Mix is inducted into the Breitbard Hall of Fame at the San Diego Hall of Champions.

Dec. 7 - Chargers defeat Kansas City, 28-20, to end their 11-game losing streak.

### 1976

Jan. 20 - Harland Sware resigns as general manager.

Feb. 16 - John Sanders is named Chargers General Manager.

April 2 - The Chargers trade DE Coy Bacon to Cincinnati to acquire future WR Hall of Famer, Charlie Joiner.

July 5 - UC San Diego becomes the sixth training site in club history.

Aug. 15 - St. Louis defeats the Chargers, 20-10, overseas in Tokyo's Korakuen Stadium.

Aug. 21 - Chargers complete their international trip with a 17-16 loss to San Francisco in Honolulu, Hawaii.

Sept. 28 - Chargers score 27 points in the second quarter to defeat St. Louis, 43-24, for a 3-0 start, best since 1968.

Oct. 17 - The Chargers celebrate alumni weekend in San Diego with a 30-27 win over Houston. The late Frank Buncom (1962-67), Bob Laraba (1960-61), Emil Karas (1960-64, 66) and Jacques Mackinnon (1961-69) are named honorary members of the newly formed Chargers Hall of Fame.

### 1977

Oct. 30 - K Rolf Benirschke hits a PAT following QB James Harris' five-yard touchdown run on fourth down as time expires to give the Chargers a 14-13 victory at Miami.

Nov. 13 - WR Lance Alworth becomes the first member of the Chargers Hall of Fame at the induction ceremony during halftime of the Chargers vs. Denver game.

Nov. 20 - With quarterbacks James Harris and Bill Munson injured, rookie QB Cliff Olander leads the Chargers to a 12-7 victory defending Super Bowl Champion Oakland in San Diego (crowd attendance: 50,887).

### 1978

Jan. 23 - Lance Alworth is named the first AFL player and Charger to be inducted into the Pro Football Hall of Fame at halftime of AFC-NFC Pro Bowl Game in Tampa.

Sept. 25 - Don Coryell is named the sixth head coach of the Chargers by President Gene Klein after Prothro resigns.

Oct. 8 - The Chargers defeat Denver, 23-0, for Coryell's first win.

Nov. 5 - T Ron Mix is inducted into the Chargers Hall of Fame.

Nov. 12 - QB Dan Fouts threw a 14-yard pass to WR John Jefferson as time expired to give Chargers a 29-23 OT victory over Kansas City.

### 1979

Jan. 29 - T Ron Mix becomes the second AFL player and Charger named to the Pro Football Hall of Fame at halftime of the Pro Bowl.

May 3 - Chargers trade 20th and 47th picks in the 1979 NFL Draft to Cleveland for the 13th selection and use their pick to select Missouri TE and future Hall of Famer, Kellen Winslow.

Oct. 21 - QB Dan Fouts passes for 326 yards in the 40-16 victory at Los Angeles. This is his third-consecutive 300-yard passing game; then-NFL-record.

Oct. 25 - Fouts sets an NFL record with his fourth-consecutive 300-yard game. He throws for 303-yards at Oakland.

Nov. 18 - RB Paul Lowe is inducted into the Chargers Hall of Fame.

Dec. 11 - Chargers clinch their first playoff berth in 14 years. They score all their points in the first half of the 35-0 victory over New Orleans.

Dec. 17 - Chargers defeat Denver to clinch their first division title since 1965 and sixth all-time AFC West title in the game at San Diego Stadium and in front of a national television audience on ABC's Monday Night Football (crowd attendance: 51,910).

### 1980

Jan. 14 - General Manager, John Sanders, is named NFL Executive of the Year in a ballot vote of other NFL executives conducted by Sporting News.

Jan. 27 - Head coach Don Coryell and his staff, along with T Russ Washington, QB Dan Fouts, DT Gary Johnson, DE Fred Dean, WR Charlie Joiner and G Ed White represent the Chargers on the AFC squad in the Pro Bowl at Honolulu's Aloha Stadium.

Sept. 14 - QB Dan Fouts has a 24-yard touchdown pass to WR John Jefferson in OT to give the Chargers a 30-24 victory over Oakland at San Diego Stadium (crowd attendance: 51,943).

Sept. 28 - Chargers defeat Kansas City, 24-7, at Arrowhead Stadium to improve to 4-0 in AFC West play, their best division start since 1966.

Oct. 19 - Dan Fouts passes for a then-team-record 444 yards in a 44-7 victory over the New York Giants for the most one-sided win since 1969.

Nov. 30 - RB Keith Lincoln and first Chargers owner Barron Hilton are inducted into the Chargers Hall of Fame.

Dec. 22 - On Monday Night Football, at San Diego Stadium, TE Kellen Winslow catches 10 passes for 171 yards as the Chargers clinch their second-straight, seventh all-time AFC West title by defeating Pittsburgh, 26-17. San Diego's Mayor Pete Wilson announces San Diego Stadium to be renamed San Diego Jack Murphy Stadium in honor of the late Jack Murphy, editor at the San Diego Union-Tribune.

Feb. 1 – For the first time in Pro Bowl history, three defensive linemen from the same team (Chargers), Gary Johnson, Louie Kelcher and Fred Dean, are all starters.	1981	Sept. 7 – QB Dan Fouts (330 yards and three touchdowns), RB Chuck Muncie (161 rushing yards) and WR Charlie Joiner (six catches and 191 receiving yards) lead the Chargers to a 44-14 victory in Monday Night Football season-opener in Cleveland (crowd attendance: 78,904).	Sept. 7 – San Diego opens the season with 500 yards of total offense, 224 rushing yards and 276 passing yards in a 50-28 victory over Miami.		
		Nov. 22 – Fouts passes for six touchdowns, including four to TE Kellen Winslow, who catches his fifth from RB Chuck Muncie in a 55-21 win at Oakland.	Oct. 29 – Assistant Head Coach Al Saunders is named head coach following Don Coryell's resignation. At 39, Saunders is the youngest head coach in NFL history.		
		Nov. 29 – DT Ernie Ladd and G Walt Sweeney are inducted into the Chargers Hall of Fame.	Nov. 9 – The Chargers beat Denver, 9-3, for Saunders' first NFL win.		
		Dec. 21 – The Chargers clinch their third-straight, eighth all-time AFC West title on the final Monday night of the season by defeating Oakland, 23-10.	Dec. 29 – DE Leslie O'Neal is named Defensive Rookie of the Year by the Associated Press.		
		Jan. 2 – K Rolf Benirschke hooks a 27-yard field goal after 13:52 of OT to give the Chargers a dramatic 41-38 victory over Miami in the Orange Bowl in one of the most epic playoff games in NFL history.	Jan. 6 – Al Saunders signs a five-year contract to remain as Chargers head coach.		
			Jan. 12 – WR Charlie Joiner retires with 750 career receptions, the most in NFL history at the time, and is immediately named Chargers wide receivers coach.		
		Jan. 10 – The Chargers lose to Cincinnati for the AFC Championship, 27-7, in what is the coldest game in NFL history at this time. The temperature at kickoff is -9 with a wind chill of -59.	Jan. 27 – Steve Ortmyer is named Director of Football Operations for the Chargers.		
Sept. 12 – San Diego's defense doesn't allow a touchdown for the first time since Dec. 9, 1979. The Chargers go on to win their season opener, 23-3, in Denver.	Sept. 22 – NFLPA begins a strike that lasted 24 days. Week 3 games are cancelled due to the strike before replacement teams are fielded.				
Sept. 21 – The NFL Players Association (NFLPA) walk out on strike.	Oct. 15 – NFLPA strike ends.				
Nov. 16 – The Management Council and NFLPA come to an agreement to end the eight-week strike.	Oct. 18 – The Chargers finishes the season as one of two undefeated (3-0) strike teams by winning all three games in the fourth quarter. The Chargers beat the Los Angeles Raiders, 23-17, in the Raiders' first-ever home game at the Los Angeles Coliseum.				
Dec. 11 – QB Dan Fouts ties a club record with 444 yards and 33 completions as San Diego defeats the defending Super Bowl Champion San Francisco, 41-37.	Nov. 15 – The Chargers beat the Los Angeles Raiders for their eighth-straight win. The Chargers have the best record in the League (8-1) and earn the first season sweep of the Raiders since 1981.				
Dec. 20 – The Chargers set four team records, including 661 total yards, as they defeat defending AFC Conference Champion Cincinnati, 50-34.	Jan. 31 – Washington defeats Denver, 42-10, in Super Bowl XXII at Jack Murphy Stadium.				
Jan. 9 – RB Chuck Muncie runs for 126 rushing yards and QB Dan Fouts throws for 333 passing yards as the Chargers clinch a Wild Card playoff spot by defeating Pittsburgh, 31-28.	1983	April 11 – Chargers sign a 20-year lease with San Diego, which allows them to continue to play in Jack Murphy Stadium with additional plans to expand stadium capacity to 60,100.	March 24 – QB Dan Fouts announces his retirement as the NFL's second all-time leading passer with 43,045 yards while holding seven NFL records and 42 club records.		
		July 30 – Former Chargers head coach Sid Gillman is inducted into the Pro Football Hall of Fame as the third Charger to be inducted in team history.	Sept. 18 – The Chargers end their eight-game regular-season losing streak against Seattle with a 17-6 win. It is their first win against the Seahawks since 1983.		
		Oct. 10 – The expansion construction begins on Jack Murphy Stadium.	Nov. 27 – QB Dan Fouts' jersey, No. 14, is retired at halftime of "Dan Fouts Day" in San Diego.		
		Nov. 27 – QB John Hadl is inducted into the Chargers Hall of Fame.	Dec. 18 – RB Gary Anderson sets club records with 34 carries and 217 rushing yards in a 24-13 victory over Kansas City.		
		Jan. 16 – K Rolf Benirschke is named NFL/Miller Man of the Year.	Dec. 19 – Head coach Al Saunders is relieved of his duties.		
		May 1 – The expansion construction is completed at Jack Murphy Stadium.	1989	May 24 – The NFL announces that San Diego will host Super Bowl XXII on Jan. 31, 1988.	Feb. 9 – Former Chargers quarterback, Redskins assistant and Falcons head coach, Dan Henning, is named Chargers head coach.
		Aug. 1 – Alex G. Spanos, one of the nation's leading apartment complex builders, purchases majority interest in Chargers from Eugene V. Klein.		Dec. 17 – RB Marion Butts sets a club-record with 39 carries and a team rookie record with 176 yards in a 20-13 win vs. Kansas City.	
Aug. 28 – Spanos is officially approved as majority owner of the Chargers by a vote of NFL owners. "I'm on cloud nine," said Spanos. "This is the culmination of a dream, a lifelong dream. I'm a very happy man today."	1990	Oct. 7 – TE Kellen Winslow catches a team-record 15 passes at Green Bay.	Dec. 18 – Director of Football Operations, Steve Ortmyer, is terminated.		
Oct. 29 – LB Chuck Allen is inducted into the Chargers Hall of Fame.		Dec. 24 – Chargers beat defending-AFC Champion Broncos, 19-16, marking the 14th consecutive game as the Chargers hold an opponent to 20 points or less and the Chargers 13th game of the season to be decided by seven points or less.			
Nov. 25 – WR Charlie Joiner records a then-NFL-record 650th career catch at Pittsburgh.		Jan. 3 – Bobby Beathard is named Chargers general manager.			
Dec. 11 – San Diego Mayor Roger Hedgecock declares Dec. 11 "Charlie Joiner Day" in San Diego.		March 11 – Former team president Eugene V. Klein dies.			
Nov. 3 – WR Gary Garrison and first Chargers head coach Sid Gillman are inducted into the Chargers Hall of Fame.		April 17 – The Chargers announce the formation of their cheerleading dance team, "The Charger Girls."			
Nov. 10 – RB/KR Lionel James gains 345 all-purpose yards, including the game-winning, 17-yard touchdown run in overtime for a 40-34 victory over the Los Angeles Raiders. It is the second-most all-purpose yards in a game in NFL history.		April 23 – The Chargers select future hall of fame LB Junior Seau, from USC, fifth overall in the 1990 NFL Draft.			
Dec. 22 – G Ed White plays in his 241st career game, a then-NFL-record, the most among offensive linemen. QB Mark Hermann sets a club-record for completions (37) and attempts (58) as a starter for injured QB Dan Fouts.		Oct. 28 – CB/S Gill Byrd intercepts two passes vs. Tampa Bay. This is team-record 29th and 30th of his career, surpassing former CB Dick Harris.			
Jan. 2 – K Rolf Benirschke hooks a 27-yard field goal after 13:52 of OT to give the Chargers a dramatic 41-38 victory over Miami in the Orange Bowl in one of the most epic playoff games in NFL history.	1985	Jan. 10 – The Chargers lose to Cincinnati for the AFC Championship, 27-7, in what is the coldest game in NFL history at this time. The temperature at kickoff is -9 with a wind chill of -59.	Dec. 16 – RB Marion Butts sets a single-season team record with 1,225 rushing yards.		
		Sept. 12 – San Diego's defense doesn't allow a touchdown for the first time since Dec. 9, 1979. The Chargers go on to win their season opener, 23-3, in Denver.	Feb. 19 – G Ed White is inducted into the Breitbard Hall of Fame.		
		Sept. 21 – The NFL Players Association (NFLPA) walk out on strike.	April 5 – Alex Spanos serves as the National Chairman of USO's Golden Anniversary Salute Luncheon in Los Angeles and produces USO's most successful fundraising event in history, raising more than \$4.5 million.		
		Nov. 16 – The Management Council and NFLPA come to an agreement to end the eight-week strike.	Oct. 6 – The 0-5 Chargers defeat the 3-2 Raiders, 21-13, at the team's first non-strike win at the Coliseum since the Raiders move to Los Angeles.		
		Dec. 11 – QB Dan Fouts ties a club record with 444 yards and 33 completions as San Diego defeats the defending Super Bowl Champion San Francisco, 41-37.	Dec. 23 – Dan Henning and his coaching staff are terminated.		
		Dec. 20 – The Chargers set four team records, including 661 total yards, as they defeat defending AFC Conference Champion Cincinnati, 50-34.			
		Jan. 9 – RB Chuck Muncie runs for 126 rushing yards and QB Dan Fouts throws for 333 passing yards as the Chargers clinch a Wild Card playoff spot by defeating Pittsburgh, 31-28.			

**1992**

- Jan. 2 - Former Georgia Tech head coach, Bobby Ross, is named Chargers head coach.
- Aug. 13 - Chargers acquire QB Stan Humphries via trade with Washington.
- Nov. 1 - Chargers defeat Indianapolis, 26-0, to become the first team in NFL history to win four straight games after starting the season 0-4.
- Dec. 20 - Chargers clinch their first playoff berth since 1983 with a 36-14 win against the Los Angeles Raiders. They are the only team to start the season 0-4 to finish with a winning record and make playoffs.
- Dec. 27 - Chargers win their ninth AFC West title with a 31-14 win in Seattle.

**1993**

- Jan. 2 - RB Marion Butts rushes for 119 yards and a touchdown on a rain-soaked field at Jack Murphy Stadium as the Chargers shut out Kansas City, 17-0, in the AFC Wild Card playoff game. The defense claims seven sacks and two interceptions.
- July 31 - QB Dan Fouts is inducted into the Pro Football Hall of Fame as the fourth Charger in team history to do so.
- Sept. 19 - QB Dan Fouts and WR Charlie Joiner are inducted into the Chargers Hall of Fame. The team recognizes former players and the 1963 AFL Championship team. At the game, K John Carney kicks six field goals as the Chargers are victorious over Houston 18-17.
- Oct. 27 - NFL owners award Super Bowl XXXII to San Diego (January 25, 1998).

- Nov. 9 - In recognition of his efforts that secured Super Bowl XXXII, San Diego Mayor Susan Golding proclaims Nov. 9, 1993, as "Alex G. Spanos Day" in San Diego.

- Dec. 12 - Former owner Barron Hilton is honored with tribute and a bronze sculpture at Jack Murphy Stadium. As one of the AFL's founding members in 1959, Hilton brought the Chargers to San Diego in 1961 as the city's first major league sports franchise.

**1994**

- July 30 - The Chargers face Atlanta in the Hall of Fame Game in Canton, Ohio.
- Aug. 13 - San Diego makes its first appearance in the American Bowl falling short to the New York Giants, 28-20, at Olympic Stadium in Berlin, Germany.
- Sept. 4 - FS Stanley Richard returns a 99-yard interception for a touchdown that helped lead the way to a 37-34 come-from-behind win in Denver to open the season.
- Sept. 18 - QB Stan Humphries and WR Tony Martin tie an NFL-record with a 99-yard touchdown pass in a 27-10 win vs. Seattle at Husky Stadium.
- Sept. 25 - The Chargers defeat the Raiders, 26-24, on a 33-yard field goal by K John Carney with two seconds remaining. The Bolts improve to 4-0; the team's best start since 1980.
- Oct. 16 - San Diego becomes the NFL's last unbeaten team (6-0) of the season after a win in New Orleans.
- Dec. 18 - The Chargers clinch their tenth AFC West title with a 21-6 road victory over the New York Jets.

**1995**

- Jan. 8 - The Chargers overcome a 21-6 third quarter deficit to advance to the AFC Championship game with a 22-21 victory over Miami.
- Jan. 15 - The Chargers advance to their first Super Bowl in franchise history after a 17-13 win over the heavily-favored Steelers at Three Rivers Stadium. LB Dennis Gibson knocks down Neil O'Donnell's pass to stop the Steelers on fourth down at the Chargers three-yard line with 1:04 left in the game. Upon the team's return to San Diego, an estimated crowd of 70,000 fans are packed inside Jack Murphy Stadium to welcome them home.
- Jan. 29 - The Chargers suffer a 49-26 loss to the San Francisco 49ers in Super Bowl XXIX in Miami, Florida. WR/KR Andre Coleman tie Super Bowl record with a 98-yard kickoff return touchdown in the third quarter.
- Jan. 30 - Upon the team's return to San Diego following the Super Bowl, more than 100,000 fill the streets of downtown San Diego for a post-Super Bowl parade.
- Feb. 1 - Defensive Coordinator Bill Arnsparger retires.
- March 6 - Chargers President Dean Spanos announces agreement with the City of San Diego that extended their lease through 2020. The agreement plan includes an expansion of the stadium capacity to more than 70,000 and modernization.
- May 2 - Dean Spanos signs GM Bobby Beathard and Head Coach Bobby Ross to contract extensions that will last through 1999.
- May 18 - Owner Alex Spanos announces plans to create the Alex G. Spanos San Diego Foundation, a non-profit organization designated to "help San Diego build on its strengths by supporting individuals, activities and organizations that work to make the city a better place to live." He also announces a \$1.5 million donation to the San Diego Hall of Champions.
- June 19 - LB David Griggs is killed in a one-car accident in Davie, Florida. He is the first player in team history to die while on the active roster.

- July 29 - TE Kellen Winslow is inducted into the Pro Football Hall of Fame, fifth in Chargers history.

- Aug. 19 - The Chargers preseason game in Houston is canceled due to unsafe field conditions at the Astrodome. It is the first-ever canceled NFL game.

- Sept. 3 - The Chargers face the Raiders in their first regular-season game at the Oakland Coliseum since 1981.

- Dec. 17 - K John Carney passes former K Rolf Benirschke as the team's all-time leader for career made field goals in a 27-24 victory in Indianapolis.

- Dec. 23 - SS Shaun Gayle has a 99-yard interception return through a barrage of snowballs that seals a 27-17 road win over the New York Giants, clinching San Diego's third playoff berth in four seasons.

**1996**

- April 3 - President Dean Spanos announces that minority owner George Pernicano is selected as the 19th member of the Chargers Hall of Fame.
- May 11 - RB Rodney Culver and his wife, Karen, are killed in a plane crash (Valujet Flight 592) in the Florida Everglades.

- July 27 - The Chargers defeat Pittsburgh, 20-10, in the American Bowl in Tokyo, Japan. WR Charlie Joiner is inducted into the Pro Football Hall of Fame in Canton, Ohio, the sixth in Chargers history.

- Sept. 8 - Minority owner George Pernicano is inducted into the Chargers Hall of Fame.

- Nov. 2 - Owner Alex Spanos receives the Gloria Swanson Humanitarian Award at the American Cinema Awards 11th Annual All-Star Gala in Beverly Hills, Calif. The award is presented to an individual who contributes beyond all others to those who are less fortunate in the United States and around the world.

**1997**

- Jan. 3 - Head Coach Bobby Ross resigns, and his coaching staff is released.
- Jan. 10 - Alex Spanos donates \$1 million to the American Red Cross to assist flood victims in Northern California.
- Jan. 19 - Bobby Beathard names Kevin Gilbride Chargers head coach.

- Feb. 13 - The Alex G. Spanos Sports Fields are dedicated at Kate Sessions Elementary School in Pacific Beach, Calif. with a culmination of \$102,000 donation from the Spanos family. The field is for students from Kate Sessions and Bishops School as well as for the community of Pacific Beach.

- April 7 - Jack Murphy Stadium naming rights change to Qualcomm Stadium.

- May 23 - Dean Spanos introduces K Rolf Benirschke as the 20th inductee to the Chargers Hall of Fame. The induction ceremonies are set for Sept. 28.

- Aug. 2 - The Chargers defeat the San Francisco 49ers, 20-13, in the first game at the newly-renovated and expanded Qualcomm Stadium (crowd attendance: 62,542).

- Sept. 14 - K John Carney surpasses former K Rolf Benirschke as the Chargers' all-time leading scorer with his 767th career point against Carolina.

**1998**

- Feb. 27 - QB Stan Humphries announces his retirement. Alex Spanos donates \$100,000 to create the Brooke Humphries Heart Fund at the Children's Hospital.
- March 12 - The Chargers acquire the No. 2 overall selection in the 1998 NFL Draft from Arizona for WR Eric Metcalfe, LB Patrick Sapp, the team's first (third overall) and second (32nd overall) selections in 1998, and their first-round selection of the 1999 NFL Draft.

- April 18 - The Chargers use their newly-acquired No. 2 overall pick to select Washington State QB Ryan Leaf.

- Sept. 6 - The Chargers defeat the Buffalo Bills, 16-14, in front of the largest home opener crowd in team history (crowd attendance: 64,037).

- Oct. 13 - Head Coach Kevin Gilbride is fired after his sixth game of the season. The quarterbacks coach, June Jones, takes over as the interim head coach.

- Nov. 29 - A home-record crowd of 66,532 see the Bolts play defending Super Bowl Champions and undefeated Denver Broncos. At halftime of the game, former CB/S Gil Byrd is inducted into the Chargers Hall of Fame.

**1999**

- Jan. 20 - Mike Riley is named Chargers head coach after June Jones accepts the job as head coach at the University of Hawaii.

- Sept. 19 - The Chargers beat Cincinnati, 34-7. Riley is the first Chargers head coach to win a debut game since Sid Gillman in 1960.

- Oct. 24 - The Chargers set a new home attendance record of 68,274 against the Green Bay Packers.

- Nov. 21 - DT Gary "Big Hands" Johnson is inducted into the Chargers Hall of Fame.

- Nov. 28 - QB Jim Harbaugh passes for a career-high 404 passing yards at Minnesota. He becomes the second quarterback in Chargers history to top 400-yards in a game.



2000

March 22 – The Spanos family and Chargers contribute more than \$3 million towards a new Chargers Champion community outreach initiative. It will benefit students, schools and educators who are “making a difference” for San Diego’s future. Chargers Champions also encompasses the team’s ongoing support of youth and high school football as well as its long-standing community service programs such as the blood drive.

April 25 – GM Bobby Beathard retires after 37 years in the NFL. Dean Spanos names Ed McGuire Vice President of Football Operations.

June 6 – The Spanos family contributes \$250,000 through Chargers Champions to create and fund freshman football and volleyball in San Diego Schools, beginning in the Fall of 2000.

Sept. 24 – G Doug Wilkerson is inducted into the Chargers Hall of Fame.

2001

Jan. 5 – Dean Spanos names John Butler Executive Vice President and General Manager of the Chargers.

Jan. 9 – Norv Turner is named Offensive Coordinator. Prior to his time with the Chargers, Turner was Dallas’ Offensive Coordinator during back-to-back Super Bowl titles in 1992 and 1993.

April 20 – Chargers trade the No. 1 pick in the 2001 NFL Draft to Atlanta for Falcons first pick (No. 5) and third-round pick. The Chargers receive WR/KR Tim Dwight and Falcons’ second-round pick in the 2002 NFL Draft.

April 22 – The Chargers use their top selection in the Draft to select Heisman Trophy finalists, and future hall of fame RB LaDainian Tomlinson of TCU and QB Drew Brees of Purdue.

Nov. 25 – WR Wes Chandler is inducted into the Chargers Hall of Fame.

Dec. 31 – Mike Riley’s tenure as a head coach ends as team announces his contract will not be renewed for the 2002 season.

2002

Jan. 29 – Marty Schottenheimer is named the team’s 13th head coach.

May 9 – The Chargers sign a five-year agreement to move training camp to the Home Depot Center at Cal State Dominguez Hills in Carson, Calif.

May 14 – Dean Spanos announces Mark Fabiani as Special Counsel to the President. Fabiani’s primary function is to work with the San Diego community to secure a new state-of-the-art stadium in the San Diego region.

Sept. 8 – Head Coach Marty Schottenheimer leads the Chargers to a 34-6 victory over Cincinnati in his debut with a 4-0 start. He becomes the only coach in team history to win his first four games.

Nov. 3 – Former head coach Bobby Ross and QB Stan Humphries are inducted into the Chargers Hall of Fame.

Dec. 1 – RB LaDainian Tomlinson rushes for a then-team-record of 220 yards vs. Denver.

Dec. 8 – Tomlinson breaks RB Natrone Means’ team-record of 1,350-yards (1994). Tomlinson ends the season with 1,683-rushing yards and is selected to the Pro Bowl.

Dec. 22 – LB Junior Seau plays in his team-record-tying 200th career game.

2003

Jan. 26 – Super Bowl XXXVII is played at Qualcomm Stadium. Tampa Bay defeats Oakland, 48-21, for their first-ever Super Bowl Championship.

March 4 – The Chargers begin to negotiate with the City of San Diego to replace, then, 36-year-old Qualcomm Stadium.

April 11 – General Manager John Butler succumbs to his nine-month battle with cancer.

April 16 – The Chargers trade LB Junior Seau to Miami.

April 22 – AJ Smith is promoted to Executive Vice President and General Manager of the team.

July 22 – Chargers open training camp at the Home Depot Center in Carson, Calif.

Oct. 27 – Chargers Monday Night Football game vs. Miami is relocated to Sun Devil Stadium in Tempe, Ariz., as Qualcomm Stadium is being used as an evacuation site during wildfires that rage through San Diego County. Admission to Sun Devil Stadium is free and volunteers collect more than \$225,000 in donations for the fire relief.

Oct. 31 – Alex Spanos donates \$1 million to San Diego Fire Relief Fund.

Nov. 9 – DT Louie Kelcher is inducted into the Chargers Hall of Fame.

Dec. 14 – RB LaDainian Tomlinson amasses 195 total yards against Green Bay, raising his season total to 2,011. He becomes the first player in team history and only the eighth player in NFL history to record consecutive 2,000 all-purpose yard seasons.

Dec. 28 – Tomlinson rushes for a team-record of 243 yards in the 21-14 victory over the Raiders. During the game, he becomes the first player in NFL history to rush for 1,000 yards and catch 100 passes in the same season.

2004

April 24 – San Diego selects QB Eli Manning No. 1 overall in the 2004 NFL Draft. An hour later, Manning is traded to the New York Giants for QB Philip Rivers. New York selects Rivers with the fourth overall choice. The Chargers also acquire the Giants third-round choice in 2004 and their first and fifth-round selections in the 2005 NFL Draft.

July 2 – The Chargers and the City of San Diego sign a new lease agreement. The new lease is scheduled to run through 2008 and helped pave the way for a referendum that will give San Diegans the opportunity to vote for a new football-only stadium in 2006.

July 26 – G Ed White and C Don Macek are named to the Chargers Hall of Fame.

Aug. 14 – The Chargers preseason game against Indianapolis is blacked out locally. It is the first local television blacked out since Sept. 27, 1998. As part of the team’s previous lease, all blackout dates had been lifted since Oct. 18, 1998.

Oct. 31 – QB Drew Brees completes 22-of-25 passes for 281-yards with five touchdowns and no interceptions. The Chargers beat Oakland 42-14. Brees finishes the game with a career-high passer rating of 153.1 and is named AFC Offensive Player of the Week.

Nov. 15 – Jim Steeg, who helped the Super Bowl become one of the world’s premier sporting events, is named Executive Vice President and Chief Operating Officer of the Chargers.

Dec. 16 – The team announces that training camp will be held at Chargers Park beginning in 2005.

Dec. 19 – The Chargers clinch their first AFC West title since 1994 with a 21-0 win in Cleveland on a snowy day. The game-time temperature is 18 degrees with a wind-chill factor of -10. It is the Chargers’ first shutout since Nov. 29, 1993.

2005

Jan. 7 – Alex Spanos donates \$150,000 providing aid to victims of the devastating tsunami that rocked Southeast Asia on Dec. 26, 2004.

Jan. 8 – Chargers fall to the New York Jets in overtime, 20-17, in the AFC Wild Card Playoffs in what was the team’s first postseason appearance since 1995.

Jan. 14 – Head coach Marty Schottenheimer agrees to a two-year contract extension through 2007.

March 7 – Dean Spanos extends AJ Smith’s contract through the 2009 season.

July 29 – Chargers open training camp at Chargers Park.

Sept. 18 – RB LaDainian Tomlinson rushes for a touchdown in an NFL-record 14th straight game.

Oct. 2 – A 41-17 victory over the Patriots end New England’s NFL-record 21 home game win streak.

Oct. 10 – A new stadium record of 68,537 turn out to see the Chargers play Pittsburgh on Monday Night Football.

Oct. 16 – RB LaDainian Tomlinson scores on a 35-yard catch-and-run to tie Lenny Moore’s NFL record with his 18th straight game with a touchdown.

Nov. 20 – WR Lance Alworth’s No. 19 jersey is retired at halftime of the Chargers vs. Buffalo game.

Dec. 18 – A 26-17 win in Indianapolis ends the Colts 13-0 start to the season. They are only the fourth team with a 13-0 start in NFL history.

Dec. 24 – The Chargers 28-game streak, including playoffs, of not losing by more than four points ends in a 20-7 loss at Kansas City. It is the NFL’s third-longest streak since 1950.

Dec. 31 – RB LaDainian Tomlinson passes WR Lance Alworth to become the team’s all-time leader in career yards from the scrimmage. He also scores his 20th touchdown of the season which broke RB Chuck Muncie’s team record of 19. San Diego leads the NFL in run defense with 84.3 yards-per-game. The Chargers go on to hold three teams to less than 40-rushing yards for the first time since 1965.

2006

Jan. 4 – LB Shawne Merriman is named Defensive Rookie of the Year by the Associated Press.

Feb. 12 – Six Chargers, the most since 1983, play in the Pro Bowl in Hawaii.

May 1 – SDCC amends the Chargers lease and allow the team to explore options for a new stadium within San Diego County.

May 9 – Dean Spanos is presented with the 44th Annual Golden Achievement Award by the Boys & Girls Club of San Diego.

Sept. 11 – Chargers clinch a season-opening, 27-0, victory in Oakland on ESPN’s Monday Night Football. It is San Diego’s first shutout win over the Raiders since 1961.



Oct. 8 - The Chargers beat defending Super Bowl Champion Pittsburgh, 23-13, on NBC's Sunday Night Football.

Oct. 15 - RB LaDainian Tomlinson ties a team record with four touchdowns at San Francisco. He passes WR Lance Alworth as the team's all-time touchdown leader.

Nov. 12 - The Chargers overcome a 21-point, first-half deficit for a 49-41 win in front of a stunned crowd at Cincinnati's Paul Brown Stadium. The Bolts trail 28-7 at half but outscore the Bengals 42-13 in the second half.

Nov. 19 - RB LaDainian Tomlinson scores four touchdowns in the 35-27 win at Denver. The Bolts overcome a 24-7 third quarter deficit to become the first-ever team to overcome a 17-point deficit in consecutive weeks. Tomlinson becomes the first NFL player to score four touchdowns three times in a season and is the fastest player in NFL history to have 100 touchdowns in just 89 games.

Nov. 26 - Tomlinson sets a new team record for rushing touchdowns with 21.

Dec. 10 - Tomlinson scores three touchdowns against Denver and sets an NFL record for single-season touchdowns with 29. The Chargers win, 48-20, and claim their second AFC West title in three seasons.

Dec. 17 - Against Kansas City, Tomlinson becomes the fastest player in NFL history to score 100 rushing touchdowns. With his first touchdown of the game, he breaks Paul Hornung's NFL record for most points in a season. His second touchdown of the game is a career-long 85 yards and the team's longest since 1962. These touchdowns are his 27th and 28th rushing touchdowns for a new NFL single-season record. It is also his NFL-record, eighth-consecutive multi-touchdown game.

Dec. 24 - Chargers beat Seattle, 20-17, on a 37-yard touchdown pass from QB Philip Rivers to WR Vincent Jackson only seconds left in the game. It is the team-record 13th win of the season.

Dec. 31 - The Chargers clinch the No. 1 seed and home-field advantage in the playoffs with a 27-20 victory over Arizona. It is the third No. 1 seed ranking in team history (previously in 1979 & 1980) and is a team-record 14th win of the season. Head Coach Marty Schottenheimer wins his 200th regular-season game, Tomlinson claims his first NFL-rushing title with 1,815-yards and LB Shawne Merriman claims his NFL sack title with 17.

## 2007

Jan. 4 - RB LaDainian Tomlinson is named NFL Most Valuable Player and Offensive Player of the Year by The Associated Press. He is the team's first-ever AP MVP.

Jan. 14 - A stadium-record 68,810 fans fill Qualcomm Stadium for the AFC Divisional Playoffs vs. New England.

Feb. 2 - Tomlinson shares the 2006 Man of the Year Award with former teammate, QB Drew Brees, which recognizes them for their community service and playing excellence.

Feb. 10 - A team-record 10 Chargers play in the Pro Bowl. An 11th, QB Philip Rivers, is selected but did not play due to a foot injury.

Feb. 12 - Head Coach Marty Schottenheimer is relieved of his duties as head coach.

Feb. 19 - Offensive Coordinator Norv Turner, is named the 14th head coach in franchise history.

March 14 - The Chargers unveil new uniforms at the US Grant Hotel in San Diego. The most notable change is the metallic-white helmets that feature a gold bolt and outlined in both powder blue and navy.

Sept. 9 - A record-crowd of 67,837 watches as the Chargers defeat the defending NFC Champion Chicago, 14-3 in the home-opener.

Oct. 7 - Chargers hand Denver their worst-ever home loss in 41 years, 41-3. It is the Chargers' largest-ever margin of victory against Denver.

Oct. 14 - Tomlinson scores all four touchdowns in a 28-14 win over the Raiders.

Oct. 23 - Wildfires rage through San Diego and fill the air with smoke. The Chargers practice for three days at the Cardinals training facility in Tempe, Ariz.

Oct. 27 - Alex and Dean Spanos pledge \$1 million to aid victims of the wildfires and support the firefighting efforts. It is the largest personal financial commitment to relief efforts. The Spanos family made a similar donation following the fires of 2003.

Oct. 28 - Qualcomm Stadium is cleared as an evacuation site and the Chargers beat Houston, 35-10, under a smoky hazy sky. CB Antonio Cromartie and TE Antonio Gates both score two touchdowns in the win.

Nov. 4 - Cromartie has a 109-yard touchdown return off a missed field goal at the end of the first half in Minnesota setting the record for the longest touchdown in NFL history.

Nov. 11 - In a 23-21 victory over defending Super Bowl Champion Colts on NBC's Sunday Night Football RB/KR Darren Sproles has a kickoff return and a punt return while CB Antonio Cromartie intercepts Super Bowl MVP Peyton Manning three times in the first half. Manning throws a career-high six interceptions.

Dec. 9 - The Chargers overcome a 14-point fourth quarter deficit, 23-14, at Tennessee. The Bolts tie the game with nine seconds remaining on the clock and clinch the win on a 16-yard run by Tomlinson in overtime.

Dec. 16 - The Chargers clinch their second-straight AFC West title and third in four years with a 51-14 victory over Detroit. Head Coach Norv Turner becomes the second Chargers coach to win AFC West in his first season. He is presented the game ball in the locker room by Dean Spanos following the game.

## 2008

Jan. 1 - AJ Smith receives a five-year contract extension through 2014.

Jan. 6 - Down 6-0 at halftime, the Bolts score 17 unanswered points and beat Tennessee in the AFC Wild Card playoffs at Qualcomm Stadium. This is the team's first playoff win since 1995. RB LaDainian Tomlinson scores twice, including a leap at the one-yard line to score and put away the game in the fourth quarter.

Jan. 13 - The Chargers knock reigning Super Bowl Champion Colts out of playoffs in the divisional round, 28-24, at the RCA Dome. QB Philip Rivers out with a knee injury. Backup QB Billy Volek scores the game-winning touchdown on a one-yard QB sneak with just under five minutes remaining. The Chargers defense makes two late stands, including one inside the 10-yard line as the clock hits the 2-minute warning.

Jan. 20 - New England wins the AFC Championship Game, 21-12, on a frigid day in Foxborough. The heroic Rivers plays with a torn ACL in his right knee.

Oct. 12 - DE Fred Dean is inducted into the Chargers Hall of Fame.

Oct. 26 - The Chargers play their first-ever regular-season game overseas. They face New Orleans at London's Wembley Stadium (crowd attendance: 83,226).

Dec. 14 - Down 21-10 at the start of the fourth quarter, Rivers rallies the Chargers to a 22-21 victory at Kansas City. He has two touchdown passes in the final 1:13 of the game. After the first touchdown, LB Antwan Applewhite's forces a fumble and WR Kassim Osgood's recovers an onside kick set up the game-winning drive.

Dec. 21 - Following a 41-24 victory at Tampa Bay, on the plane home, the Chargers learn that Buffalo upset Denver at Invesco Field which sets the stage for the Dec. 28 AFC West title game vs. the Broncos.

Dec. 28 - The Chargers rush for a team-record 289-yards as they defeat Denver, 52-21, for the AFC West title. The Bolts become the first team in NFL history to make playoffs after they start 4-8 and are the first NFL team since the division was aligned in 1967 to win the division having trailed by three games with three to play.

## 2009

Jan. 3 - Down 17-14 as they enter the fourth quarter, the Chargers rally for a game-tying field goal and beat Indianapolis, 23-17, in overtime in the AFC Wild Card playoffs at Qualcomm Stadium. RB/KR Darren Sproles racks up 328 all-purpose yards and wins the game with a 22-yard touchdown run in overtime.

Aug. 24 - QB Philip Rivers signs a six-year contract extension that would last through 2015.

Sept. 14 - Sproles racks up 246 total yards and a five-yard touchdown run with 18 seconds remaining. This gives the Chargers a 24-20 season-opening victory in Oakland on ESPN's Monday Night Football.

Nov. 8 - QB Philip Rivers throws an 18-yard touchdown pass to WR Vincent Jackson with 21 seconds left, capping a 21-20 comeback victory over the New York Giants.

Nov. 22 - The Chargers erase a 3.5-game deficit and take first place in the AFC West following the 32-3 victory over Denver at Invesco Field.

Nov. 27 - The 53 greatest Charges of all-time, voted by fans and media, are honored at a Block Party in Downtown San Diego as the team's 50th Anniversary Team.

Nov. 29 - Chargers honor the 50th Anniversary Team with a 43-14 victory over Kansas City.

Dec. 20 - K Nate Kaeding hits a 52-yard field goal with three seconds remaining for a 27-24 victory over Cincinnati. The team learns that Oakland has upset Denver at Invesco Field and the Chargers clinch their fourth-straight AFC West title.

Dec. 25 - The Chargers win their first-ever Christmas Day game over Tennessee, 42-17, bringing their record to 12-3 and clinching the No. 2 seed.

## 2010

Jan. 18 - Dean Spanos signs head coach Norv Turner to a three-year contract extension.

Feb. 22 - After nine seasons in San Diego, including his MVP season in 2006, two rushing-titles and five Pro Bowls, RB LaDainian Tomlinson is released. He left holding 28 team records which include career rushing-yards and touchdowns.

Sept. 26 - QB Philip Rivers passes for a team-record of 455 yards at Seattle.

Oct. 3 - LB Shaun Phillips has a career-high four sacks tying for the second-most in a game in team history. The Chargers defeat Arizona 41-10.

Oct. 10 - WR Malcolm Floyd racks up 213 receiving yards at Oakland, the most yards by a Chargers receiver since 1985 and ties for fourth-most all-time by a Charger.

Oct. 31 - Rivers throws a touchdown pass in his team-record 21st straight game.

Nov. 7 - TE Antonio Gates misses his first-ever game due to injury. His back up, Randy McMichael, and rookie Seyi Ajirotutu each catch two touchdown passes as the Chargers rally past Houston 29-23 in a come-from-behind win.

Nov. 22 - Rivers throws four touchdown passes vs. Denver. He becomes the third quarterback in team history with consecutive four-touchdown games.

Nov. 28 - Chargers defense intercepts Peyton Manning four times and returns two of them for touchdowns as the Bolts hand the Colts a 36-14 loss on NBC's Sunday Night Football at Lucas Oil Stadium. Rivers' team-record streak of 23-straight games with a touchdown pass ends.

Dec. 12 - Rivers throws his 25th touchdown of the season and becomes the first-ever quarterback in franchise annals with three-straight 25-touchdown seasons.

Dec. 16 - WR Vincent Jackson has the team's first 100-yard, three-touchdown career performance since 1997. Rivers throws for over 4,000-yards for the third-straight season tying QB Dan Fouts' team record.

### 2011

March 12 - NFL enters a lockout with the expiration of the previous collective bargaining agreement.

July 25 - NFL owners and players agree to a new 10-year collective bargaining agreement. This ends the 136-day NFL Lockout, the longest-ever work stoppage in NFL history.

Sept. 11 - Head Coach Norv Turner wins his 100th career game at the Chargers season-opener with a 24-17 victory over Minnesota. P Mike Scifres fills in at placekicker for an injured K Nate Kaeding. Scifres hits a game-tying 40-yard field goal with 10 minutes remaining. QB Philip Rivers throws a game-winning 19-yard touchdown pass to FB Mike Tolbert with five minutes left in the game.

Sept. 18 - Rivers passes for 378 yards at New England and goes over 20,000 career-yards on his first completion of the game.

Oct. 9 - K Nick Novak hits a career-high five field goals, including a 35-yarder that leads the Bolts to a 29-24 road win over Denver.

Nov. 6 - Rivers has four touchdown passes but throws three interceptions in a 45-38 loss to defending Super Bowl Champion Green Bay. It is the first three-interception game of his career (90 games) and ends his NFL-record streak for the start of a career. Hall of Fame QB Joe Montana had the previous mark of 57 games.

Nov. 20 - Rivers throws his 150th career touchdown pass in Chicago.

Nov. 27 - LB Junior Seau is formally inducted into the Chargers Hall of Fame.

Dec. 11 - TE Antonio Gates catches his 75th career touchdown pass in a 37-10 win over Buffalo. LB Takeo Spikes plays his 200th career game.

Dec. 24 - Gates logs the 587th catch of his career in his hometown of Detroit. He passes WR Charlie Joiner and becomes the Chargers all-time leading receiver.

### 2012

Jan. 1 - QB Philip Rivers passes for 310 yards in a season-ending win at Oakland. He becomes the fifth quarterback in NFL history with back-to-back 4,500-yard passing seasons.

May 2 - Twelve-time Pro Bowl linebacker Junior Seau dies of a self-inflicted gunshot wound in his Oceanside, Calif. home. Hundreds of fans flock to his home to pay tribute to the fallen Chargers great.

May 11 - 20,000 fans attend the Celebration of Life memorial service at Qualcomm Stadium for the late Junior Seau. Guest speakers include former head coach Bobby Ross, QB Dan Fouts, RB LaDainian Tomlinson, LB Billy Ray Smith and John Lynch. The ceremony concludes with Chargers President Dean Spanos' announcement that Seau's No. 55 will be retired during a ceremony that is scheduled to take place at the 2012 home opener on Sept. 16 against the Titans.

June 18 - RB LaDainian Tomlinson, the Chargers first-round pick in the 2001 NFL Draft and the NFL's fifth all-time leading rusher, signs a one-day contract and retires as a Charger after 11 seasons in the NFL. A press conference is held to announce his retirement at Chargers Park. Nearly 200 friends, family, former teammates and media are in attendance.

Sept. 16 - The late, future Pro Football Hall of Fame LB Junior Seau's No. 55 jersey number is retired as the Chargers beat Tennessee 38-10 at Qualcomm Stadium.

Dec. 9 - The Chargers shock the heavily-favored Pittsburgh Steelers, 34-24, at Heinz Field for the Bolts first-ever regular-season win in the Steel City. After the game, President Dean Spanos presents a game ball to Head Coach Norv Turner.

Dec. 31 - Dean Spanos announces that General Manager AJ Smith and Head Coach Norv Turner will not return for the 2013 season.

### 2013

Jan. 9 - President Dean Spanos names former Indianapolis Colts Vice President of Football Operations, Tom Telesco, Chargers General Manager. At age 40, Telesco becomes the youngest general manager in Chargers history.

Jan. 15 - Dean Spanos introduces Mike McCoy as the 15th head coach in Chargers history. At age 40, McCoy becomes the second-youngest active head coach in the NFL and the second-youngest in team history.

Sept. 15 - K Nick Novak kicks a game-winning, 46-yard field goal with seven seconds remaining to give the Chargers a 33-30 win over Philadelphia at Lincoln Financial Field. It is McCoy's first win as a head coach. In the locker room, following the game, Spanos presents both Mike McCoy and Telesco with a game ball.

Nov. 24 - The 4-6 Chargers stun the 9-1 Kansas City Chiefs at Arrowhead Stadium, 41-38, as QB Philip Rivers throws a game-winning, 26-yard touchdown pass to TE Seyi Ajirotutu with just 26 seconds left. In the game, there are a total of nine lead changes throughout. During the game, TE Antonio Gates becomes the fourth tight end in NFL history to surpass 700 career catches and 9,000 career yards. His biggest catch of the day is a 12-yarder for a first down on a third-and-ten play during the Bolts' game-winning touchdown drive.

Dec. 29 - In improbable fashion, the Chargers clinch the final spot in the AFC Playoffs with a 27-24 win against the Chiefs in overtime. The Chargers overcome a 10-point deficit as they enter the fourth quarter and survive a missed 41-yard field goal attempt by Kansas City in the last seconds. Rivers drove the Chargers 62 yards on the opening drive of overtime, in 9:30. K Nick Novak hits a 36-yard field goal for the win.

### 2014

Jan. 5 - The Chargers win their first playoff game since Jan. 2009 by defeating the Cincinnati Bengals, 27-10, in a Wild Card Playoff game at Paul Brown Stadium. The Bengals lead 10-7 at halftime but the Chargers outscore them 20-0 in the second half.

Jan. 12 - The Chargers' miracle season ends in a 24-17 loss against Denver in the Divisional Playoffs at Sports Authority Field. The Chargers trail 17-0 as they head into the fourth quarter. The Bolts rally within seven points on a pair of 16-yard touchdown catches by WR Keenan Allen but come up short and Denver advances to the AFC Championship Game.

Feb. 1 - QB Philip Rivers is named NFL Comeback Player of the Year and WR Keenan Allen is named Pepsi Next Rookie of the Year at the 2013 NFL Honors Award Show at Radio City Music Hall in New York.

Sept. 14 - Rivers throws three touchdown passes to TE Antonio Gates as the Chargers defeat defending Super Bowl Champion Seattle, 30-21, at Qualcomm Stadium.

Oct. 19 - K Nick Novak hits his 30th and 31st consecutive field goals which sets a new team record.

Oct. 23 - TE Antonio Gates surpasses WR Lance Alworth as the franchise's all-time leading receiver.

Nov. 2 - The Chargers 24-game streak without being shutout ends. The streak dates to Oct. 31, 1999 and has been the NFL's third-longest streak.

Nov. 30 - The Chargers are down by 10 as they enter the fourth quarter. QB Philip Rivers leads the team to 21 fourth-quarter points and the Chargers defeat Baltimore 34-33. He throws a game-winning touchdown pass to WR Eddie Royal with 38 seconds left. Rivers throws his 250th career touchdown pass during the game.

Dec. 20 - Down 21 points twice in the game, even at the start of the 3rd quarter, Rivers leads the Chargers to 28 second-half points and the Bolts rally to stun the San Francisco 49ers, 38-35, in overtime. Rivers overcomes three interceptions and throws four touchdown passes, including the game-tying touchdown pass to WR Malcolm Floyd.

Dec. 28 - TE Antonio Gates reaches 10,000 career receiving yards. He is the 43rd player in NFL history and the fourth tight end to reach that mark.

### 2015

Jan. 31 - The late LB Junior Seau is elected for induction into the Pro Football Hall of Fame in his first year of eligibility. Seau became the eighth former Chargers player or coach elected to the Hall of Fame.

May 18 - Chairman of the Board Dean Spanos names AG Spanos President-Business Operations and John Spanos President-Football Operations.

Oct. 18 - QB Philip Rivers records the first 500-yard passing game in franchise history as he sets multiple team records for completions (43), attempts (65) and yards (503) in a 27-20 loss to Green Bay at Lambeau Field.

Nov. 22 - RB LaDainian Tomlinson's No. 21 jersey number is retired, and he joins the Chargers Hall of Fame. At half, a banner bearing his No. 21, is unveiled in the stadium's rafters and his name is added to the team's Ring of Honor.

## 2016

Oct. 6 - Minority Owner, George Perricano, dies at the age of 98.

Oct. 9 - QB Philip Rivers completes three passes of 50-plus yards in Oakland which equals the most of his career. Rivers connects with rookie TE Hunter Henry for 59 yards, WR/KR Travis Benjamin for 54 yards and WR Tyrell Williams for 50 yards. It marks the first time since Oct. 20, 1968, that three different Chargers receivers have catches of 50 yards or more in a game.

Oct. 13 - Rivers passes for 178 yards against Denver and raises his career yardage total to 43,094. He passes QB Dan Fouts (43,040) for the all-time franchise passing mark. Rivers also passes Fouts for 13th in NFL history.

Oct. 23 - RB Melvin Gordon scores a career-high three touchdowns, two on the ground and one through the air, this helps the Chargers defeat the eventual NFC Champion Atlanta, 33-30, in overtime.

Nov. 6 - Gordon amasses 261 total yards that include 196 on the ground. He records the third-most yards from the scrimmage in franchise history.

Nov. 8 - Chargers final attempt to secure long-time plan in San Diego via city ballot measure fails.

## 2017

Jan. 1 - Mike McCoy is relieved of his duties as Chargers head coach.

Jan. 12 - Owner Dean Spanos announces Chargers relocation from San Diego to Los Angeles. The Chargers announce agreement to share future stadium in Inglewood with the newly relocated Los Angeles Rams.

Jan. 13 - Anthony Lynn is hired as the Chargers 16th head coach.

Feb. 4 - DE Joey Bosa wins Defensive Rookie of the Year for 2016 season at NFL Honors, becoming the third Charger in history to win the award.

May 8 - Los Angeles Stadium and Entertainment District opening is postponed to 2020 due to unexpected flooding.

May 21 - The Chargers sign a ten-year agreement to move training camp to the Jack Hammett Sports Complex in Costa Mesa, Calif.

July 23 - The Chargers host first training camp at Jack Hammett Sports Complex.

Aug. 5 - Former RB LaDainian Tomlinson is inducted into the Pro Football Hall of Fame in Canton, Ohio as the 9th in Chargers history.

Aug. 13 - The Chargers host the Seattle Seahawks in the first preseason game at StubHub Center in Cason, Calif.

Aug. 24 - The Chargers open and host first practice at Hoag Performance Center in Costa Mesa, Calif.

Sept. 17 - The Chargers host the Miami Dolphins in the first regular season game played at StubHub Center. During the game, TE Antonio Gates hauls in the 112th touchdown catch of his career for sole possession of the most TD catches by a tight end in NFL history.

Oct. 22 - With a 21-0 victory over Denver, QB Philip Rivers earns his 100th regular-season victory of his career to become the fifth active QB with 100 wins.

Dec. 24 - RB Melvin Gordon eclipses 1,000 rushing yards on the season for the first such season of his career. It is the 20th 1,000-yard season in team history and the first since RB Ryan Mathews ran for 1,255 in 2013.

Dec. 31 - QB Philip Rivers starts his 192nd-straight game, the longest active starting streak in the league. Rivers posts 387 passing yards to eclipse 50,000 regular-season yards for his career as he becomes the ninth player in history with 50,000 passing yards. He finishes the season with 4,515 passing yards for his ninth 4,000-yard season, becoming the fourth player in NFL history to do so.

## 2018

Feb. 3 - WR Keenan Allen wins Comeback Player of the Year for 2017 season at NFL Honors after missing the 2016 due to a torn ACL. In 2017, Allen rebounded by catching a team-record 102 passes for 1,393 yards and six touchdowns.

Aug. 7 - Faye Spanos, the matriarch of the Spanos family, passes away at the age of 92.

Oct. 6 - Chargers owner, Alex Spanos, passes away at the age of 95. According to family and friends, he was heart-broken by the passing of his wife, Faye, two months earlier.

Nov. 25 - QB Philip Rivers records the most efficient passing game in NFL history, setting all-time single-game records for consecutive completions (25) and completion percentage with at least 20 pass attempts (96.6).

Dec. 2 - During a primetime game at Heinz Field, the Bolts come back from a 16-point deficit to defeat the Steelers. Rookie kicker, Michael Badgley, nails a 29-yard field goal as time expires for the 33-30 victory.

Dec. 9 - K Michael Badgley blasts a 59-yard field goal through the uprights to close out the first half, setting a mark for the longest field goal in franchise history.

Dec. 13 - The Bolts clinch their 19th playoff berth - and first since 2013 - in a dramatic, 29-28, comeback victory over the Kansas City Chiefs at Arrowhead Stadium. QB Philip Rivers connects with WR Travis Benjamin twice on the game-winning drive, including once on fourth-and-seven, to put the Chargers in the red zone. With four seconds remaining, Rivers finds WR Mike Williams in the endzone to pull within one point. Head Coach Anthony Lynn opts to attempt a two-point conversion, where Rivers hits Williams again wide open in the corner of the endzone to beat the Chiefs.

Dec. 18 - The NFL announces the 2019 Pro Bowl roster, with the Los Angeles Chargers having a league-high seven players named to the All-Star game: WR Keenan Allen, RB Melvin Gordon III, DE Melvin Ingram III, S Derwin James, C Mike Pouncey, QB Philip Rivers and Adrian Phillips as the special teamer.

## 2019

Jan. 6 - After finishing tied for the best record in the AFC at 12-4, the Chargers travel to Baltimore and defeat the Ravens 23-17 in an AFC Wild Card round matchup.

Sept. 8 - RB Austin Ekeler becomes just the third running back since 2010 to post 150 scrimmage yards and three touchdowns in a season opener.

Sept. 15 - SoFi acquires naming rights to the Chargers new stadium at Hollywood Park in a reported 20-year deal.

Nov. 3 - DE Joey Bosa records his third-straight game with multiple sacks, becoming the first Charger to do so since 2010.

Dec. 8 - RB Austin Ekeler recorded the 35th 100-yard rushing / 100-yard receiving game in NFL history, doing so on just 12 offensive touches - the fewest in a 100/100 performance in NFL history.

## 2020

Jan. 14 - TE Antonio Gates, the NFL's all-time receiving touchdown leader among tight ends, retires as a Charger. He finished his career atop the team record books in receptions, yards and scores. Gates remains with the organization following his retirement as a Legends Ambassador.

Feb. 10 - The Chargers and quarterback Philip Rivers mutually agree that Rivers will enter free agency and not return to the team for the 2020 season.

March 16 - The Los Angeles Regional Food Bank announces a \$250,000 gift from the Los Angeles Chargers to ensure hunger relief services continue uninterrupted for Los Angeles County children, seniors, individuals and families amid the Coronavirus crisis - one of the first high-profile donations to a local food bank of the Covid-19 pandemic.

March 18 - The Bolts trade for five-time Pro Bowl G Trai Turner from Carolina, the team's first trade for a Pro Bowl player since acquiring WR Chris Chambers from Miami in 2007.

March 24 - For the 2020 season, the team's first in its new home SoFi Stadium, the Chargers introduce an update to the team's iconic 'Bolt' mark and a new logotype. The new, sleeker Bolt is accompanied by a bolt emoji built into the logotype.

April 2 - The Chargers, along with team partners KCBS and iHeartRadio, host a telethon to raise money, supplies and awareness for Los Angeles Unified School District students and their families that are struggling due to the COVID-19 pandemic. The fundraiser raised more than \$1.6 million and included donations from Owner and Chairman of the Board Dean Spanos and Head Coach Anthony Lynn.

April 21 - On NFL Network's *Good Morning Football*, the Chargers unveil much-anticipated new uniforms to nearly universal acclaim; taking the best uniform in sports and making them better. The popular uniform set spans six different combinations and brings back numbers on the side of the Chargers helmet and an updated yellow pant that can be worn home or away. Additionally, the set includes two updated alternate uniforms - one in royal blue and one in navy blue.

April 23 - Los Angeles selects QB Justin Herbert No. 6 overall, the first quarterback drafted by the Bolts in the first round since 2004. Later in the night, the Chargers trade back into the first round to pick LB Kenneth Murray at No. 23. It marks the first time the team pulled off a draft-day trade to get back into the first round since 1983.

June 2 - Chargers head coach Anthony Lynn speaks out on social justice and the state of racial equity in America in a Los Angeles Times column. The Chargers subsequently publish a video of current and former players reciting Langston Hughes iconic poem "I, Too." The video, which recognizes recent victims of police brutality by name, is one of the strongest public statements on social justice taken by an American professional sports franchise to date.

June 14 - Minority Owner, Bill Fox, dies at the age of 94.

July 14 - The Chargers joined the other 10 sports teams in the Los Angeles area to form THE ALLIANCE: Los Angeles. It's a comprehensive five-year commitment to drive investment and impact for social justice through sport.

Aug. 1 - The Bolts sign Pro Bowl DE Joey Bosa to a multi-year contract extension.

# DRAFT HISTORY

## 1960

(First selections to stock franchises) Nov. 22, 1959

- Monty Stickles, E, Notre Dame (6, Territorial)
  - Ted Aucreman, E, Indiana
  - Bob Berch, HB, Michigan State
  - Barney Berlinger, E, Pennsylvania
  - Charles Boone, C, Richmond
  - Bobby Boyd, QB, Oklahoma
  - Byron Bradfute, T, Southern Mississippi
  - Rodney Breedlove, G, Maryland
  - Tom Budrewicz, T, Brown
  - James Cameron, C, East Texas State
  - Jack Crouthamel, HB, Dartmouth
  - Pete Davidson, T-G, Citadel
  - Floyd Faucette, HB, Georgia Tech
  - Charles Flowers, FB, Mississippi
  - Bobby Franklin, QB, Mississippi
  - Bob Jeter, HB, Iowa
  - Bill Linder, T, Pittsburgh
  - Billy Locklin, T, New Mexico State
  - William Lopasky, G, West Virginia
  - Paul Maguire, E, Citadel
  - Ed McDaniel, E, Oklahoma
  - Charles Milstead, QB, Texas A&M
  - Ed Pitts, T, South Carolina
  - Ed Serikea, FB, Xavier, Ohio
  - Bob Schlotz, C, Notre Dame
  - John Stehle, T, Kansas City
  - Ron Stehouwer, T, Colorado
  - Wayne Stewart, G, Citadel
  - Leonard Wilson, HB, Purdue
  - Bob Zeman, DB, Wisconsin
- (Second selections to stock franchises)
- Gary Beabout, T-G, Purdue
  - George Blair, DB, Mississippi
  - Fran Davis, T-G, Minnesota
  - Joe Brixus, T-G, Citadel
  - Robert DeMarco, T-G, Dayton
  - Bob Hain, T-G, Iowa
  - Chuck Janssen, T-G, Tulsa
  - Gordon Kelley, E, Georgia
  - Larry Lancaster, G-T, Georgia
  - Marv Lasater, HB, Texas Christian
  - Warren Lashua, E, Whitworth (Wash.)
  - Perry McGriff, E, Florida
  - Kirk Phares, T-G, South Carolina
  - Lamar Rawson, HB, Auburn
  - Ronald Ray, T-G, Howard Payne (Tex.)
  - Ken Talkington, QB, Texas Tech
  - John Talley, QB, Northwestern
  - Bob Waters, DB, Presbyterian, S.C.
  - Bob Wehking, C, Florida
  - Larry Womack, HB, Colorado State

1961 – (Drafted 7-8) Rounds 1-6, Nov. 23,

1960; Rounds 7-30, Dec. 5, 1960

- 1. Earle Faison, DE, Indiana (7)
- 2. Keith Lincoln, HB, Washington State (16)
- 3. Marlin McKeever, E, Southern California (23)
- 4. Jimmy Johnson, HB, UCLA (32)
- 5. Bill Kilmer, QB, UCLA (39)
- 6. Calvin Bird, HB, Kentucky (46)
- 6. Cliff Roberts, T, Illinois (48)
- 7. Claude Gibson, DB, North Carolina State (55)
- 8. Charley Johnson, QB, New Mexico State (64)
- 9. Bob Scarpitto, QB, Notre Dame (71)
- 10. Willie Hector, G, Pacific (80)
- 11. Greg Larson, C, Minnesota (87)
- 12. Hezekiah Braxton, FB, Virginia Union (96)
- 13. Dale Messer, FB, Fresno State (103)
- 15. Ernie Ladd, T, Grambling (119)
- 16. Bud Whitehead, DB, Florida State (128)
- 18. Ed Dyas, FB, Auburn (144)
- 19. Jack Espenship, HB, Florida (151)
- 21. Gene Gaines, HB, UCLA (167)
- 23. Glenn Bass, HB, East Carolina (183)
- 25. Ben Balme, G, Yale (192)
- 26. Bill Kinnune, G, Washington (208)
- 27. Luther Hayes, E, Southern California (215)
- 28. Chuck Allen, G, Washington (224)
- 29. Dan Ficca, T, Southern California (231)
- 30. Mike McKeever, G, Southern California (240)

## Future Selections

- 14. Billy Wilson, T, Auburn (112)
- 17. Reg Carolan, E, Idaho (135)
- 20. Mike Lucci, C, Tennessee (160)
- 22. John Brown, T, Syracuse (176)
- 25. Don Coffee, E, Memphis State (199)

## 1962 – (Drafted 8)

- 1. Bob Ferguson, FB, Ohio State (8)
- 2. Dick Hudson, T, Memphis State (16)
- 3. John Hadl, QB, Kansas (24)
- 4. Bob Hill, T, Notre Dame (31)
- 4. Mack Burton, HB, San Jose State (32)
- 5. Bob Mitinger, DE, Penn State (34)
- 5. John Cornett, T, Rice (40)
- 6. Roy Winston, G, Louisiana State (42)
- 6. Frank Buncom, LB, Southern California (48)
- 7. Wendell Harris, HB, Louisiana State (51)
- 7. Bob Jackson, FB, New Mexico State (56)
- 8. Jerry Robinson, HB, Grambling (64)
- 8. Tommy Minter, HB, Baylor (72)
- 10. Dan Sullivan, T, Boston College (80)
- 11. Irv Bishop, G, Fresno State (88)
- 12. Ralph Smith, E, Mississippi (93)
- 12. George Andrie, E, Marquette (96)
- 13. Charles Bryant, E, Ohio State (104)
- 17. Frank Gardner, T, North Carolina College (136)
- 20. Ron Hermann, QB, Bradley (160)
- 24. Homer Jones, HB, Texas Southern (192) (voided)
- 25. Sam Gruneisen, E, Villanova (200)

## Future Selections

- 13. Bert Coan, HB, Kansas (105)
- 14. James Bates, HB, Southern California (112)
- 15. Fred Moore, T, Memphis State (120)
- 16. George Gross, T, Auburn (128)
- 18. Denny Biodrowski, E, Memphis State (144)
- 19. Mike Lind, FB, Notre Dame (152)
- 21. Jesse Williams, E, Fresno State (168)
- 22. Jim Thibert, E, Toledo (176)
- 23. Dick Farris, G, North Texas State (184)
- 26. Mike Wouffe, G, Colorado (208)
- 27. Mel Rideout, QB, Richmond (216)
- 28. Ben Wilson, FB, Southern California (224)

## 1963 – (Drafted 2) Dec. 1, 1962

- 1. Walt Sweeney, E, Syracuse (2)
- 2. Rufus Guthrie, G, Georgia Tech (10)
- 3. Dave Robinson, E, Penn State (17)
- 3. Keith Kinderman, HB, Florida State (18)
- 4. Roy Williams, T, Pacific (26)
- 5. Larry Glueck, HB, Villanova (34)
- 6. Pat Emerick, LB, Western Michigan (42)
- 7. Choice to Denver
- 8. Gene Heeter, E, West Virginia (58)
- 9. Steve Barnett, T, Oregon (66)
- 10. Don Scott, T, Tampa (74)
- 11. Bob Petrich, T, West Texas State (82)
- 12. Terry Baker, QB, Oregon State (90)
- 13. Dick Walton, G, Iowa State (98)
- 18. Choice to Oakland
- 19. Ernest Park, T, McMurtry (Tex.) (146)
- 24. Bill Frank, T, Colorado (186)
- 25. Jerry Jazzanti, T, Arkansas (194)

## Future Selections

- 14. Frank Lasky, T, Florida (106)
- 14. Harrison Rosdahl, G, Penn State (107)
- 14. Jack Cverko, G, Northwestern (109)
- 15. Mike Fracchia, HB, Alabama (114)
- 16. Gene Breen, LB, Virginia Tech (122)
- 17. Dick Drummond, HB, Geo. Washington (130)
- 20. Buddy Soefker, LB, Louisiana State (154)
- 21. Dan Points, T, Cincinnati (162)
- 22. Roger Gill, HB, Texas Tech (170)
- 23. Paul Watters, T, Miami, Ohio (178)
- 26. Ken Dill, C, Mississippi (202)
- 27. Harry Butsko, G, Maryland (210)
- 28. Steve Berzansky, FB, West Virginia (218)
- 29. Herman Hamp, HB, Fresno State (226)

## 1964 – (Drafted 8) Nov. 30, 1963

- 1. Ted Davis, E, Georgia Tech (8)
- 2. John Kirby, LB, Nebraska (16)
- 3. Perry Lee Dunn, DB, Mississippi (24)
- 4. Dave Parks, E, Texas Tech (32)
- 5. Pete Goimmarac, C, West Virginia (36)
- 5. Gary Kirner, T, Southern California (40)
- 6. Willie Brown, S, Southern California (48)
- 7. Roger Anderson, T, Virginia Union (51)
- 7. Pat Batten, FB, Hardin-Simmons (56)
- 8. George Seals, T, Missouri (64)
- 9. Choice to Oakland
- 10. Bob Long, E, Wichita State (74)
- 10. Dick Bowman, E, Syracuse (80)
- 11. Bob Horton, FB, Boston University (88)
- 12. Ron Carpenter, E, Texas A&M (96)
- 13. Kenny Graham, S, Washington State (104)

## Future Selections

- 1. Howard Kinding, C, Los Angeles State (8)
- 2. Ed Mitchell, T, Southern (La.) (16)
- 3. Bob Daugherty, HB, Tulsa (24)
- 4. John Farris, T, San Diego State (32)
- 5. Bobby Robinson, G-LB, Mississippi (40)
- 6. Paul Cercel, C-LB, Pittsburgh (48)
- 7. Dick Klein, T, Wichita State (56)
- 8. Allen Robinson, HB, Brigham Young (64)
- 9. Charles Hinton, C, Mississippi (72)
- 10. Ron Smith, QB, Richmond (80)
- 11. Bill Ban Burkelo, HB, Tulsa (88)
- 12. Tom Lucas, G, Mississippi (96)
- 13. Frank Kinard, FB, Mississippi (104)

## 1965 – (Drafted 6) Nov. 28, 1964

- 1. Steve DeLong, G, Tennessee (6)
- 2. Roy Jefferson, E, Utah (14)
- 3. Allen Brown, E, Mississippi (22)
- 4. Steve Tensi, QB, Florida State (30)
- 5. Rick Klein, LB, Washington (38)
- 6. Will Beasley, FB, North Carolina A&T (46)
- 7. Jack Snow, E, Notre Dame (54)
- 8. Clancy Williams, HB, Washington State (62)
- 9. Jerry Whelchel, QB, Massachusetts (70)
- 10. Gene Foster, HB, Arizona State (78)
- 11. Veran Smith, G, Utah State (86)
- 12. Jim Allison, FB, San Diego State (94)
- 13. Bill Quigley, LB, Villanova (102)
- 14. Don Floyd, E, Florida State (110)
- 15. Mike Howell, DB, Grambling (118)
- 16. John Godden, LB, San Diego State (126)
- 17. Leon Hardy, T, Texas Southern (134)
- 18. Bobby Evans, T, Texas A&M (142)
- 19. Braden Beck, K, Stanford (150)
- 20. Jack Edwards, C, Florida State (158)

## Future Selections

- 1. Gary Garrison, E, San Diego State (6)
- 2. Larry Martin, T, San Diego State (14)
- 3. Stan Dzura, T-DE, California (22)
- 4. Doug Woodlief, LB, Memphis State (30)
- 5. Jim Weatherwax, T, Los Angeles State (38)
- 6. Tom Good, LB, Marshall (46)
- 7. Wayne Waff, E, East Tennessee State (54)
- 8. Roy Shivers, HB, Utah State (62)
- 9. Tony Carey, HB, Notre Dame (70)
- 10. Dave Plump, HB, Fresno State (78)
- 11. Jeff White, E, Texas Tech (86)
- 12. Mike Ciccolliella, LB, Dayton (94)

**1966–(Drafted 8) Nov. 28, 1965**

1. Don Davis, T, Los Angeles State (7)
2. Nick Rassas, HB, Notre Dame (17)
3. Milt Morin, E, Massachusetts (26)
4. Charles Brown, HB, Syracuse (35)
5. Russ Smith, HB, Miami, Fla. (44)
6. Gary Pettigrew, DE, Stanford (54)
7. Jim Tolbert, E, Lincoln (Mo.) (63)
8. Doug Buffone, LB, Louisville (72)
9. Taft Reed, E-DB, Jackson State (81)
10. Danny Pridle, LB, Tennessee A&I (90)
11. Terry Owens, E, Jacksonville St. (Ala.) (99)
12. Ray Jones, HB, Los Angeles State (108)
13. Houston Ridge, DE, San Diego State (117)
14. Mike Lonard, E, Wisconsin (126)
15. Shelly Novack, E, Long Beach State (135)
16. Bill Scott, DB, Idaho (144)
17. Ron Ogle, DT, Long Beach State (153)
18. Terry Owens, E, San Jose State (162)
19. Jerome Bell, C, Oklahoma (171)
20. Bill McDowell, LB, Florida State (180)

**Future Selections**

1. Bob Windsor, E, Kentucky (8)
2. Diron Talbert, T, Texas (17)
3. Jeff Staggs, LB, San Diego State (26)
4. LaVerle Pratt, LB, Idaho (35)
5. Rhome Nixon, E, Southern (La.) (44)
6. Joe Beauchamp, S, Iowa State (53)
7. Brad Hubbard, HB, Arizona (62)
8. St. Safford, E, San Jose State (71)
9. Wayne Page, DB, Clemson (80)
10. Wayne Becker, T, Montana (89)
11. Hugh Wright, FB, Adams State (Colo.) (98)

**1967–(Drafted 14) Mar. 14-16**

1. Ron Billingsley, DT, Wyoming (14)
2. Ron McCall, LB, Weber State (40)
3. Bob Howard, CB, San Diego State (48)
4. Harold Akin, T, Oklahoma State (67)
5. Dickie Post, HB, Houston (94)
6. Bernard Erickson, LB, Abilene Christian (121)
7. Nate Johns, FB, San Diego State (147)
8. David Conway, K, Texas (13)
9. John Mills, E, Tennessee (199)
10. Steve Newell, E, Long Beach State (225)
11. Torre Ossmo, T, Western Michigan (251)
12. Carroll Jarvis, HB, Virginia (277)
13. Choice to Kansas City
14. Leon Carr, DB, Prairie View A&M (Tex.) (329)
15. Martin Baccaglio, DT, San Jose State (355)
16. Craig Scoggins, E, San Diego State (381)
17. Paul Phillips, T, South Carolina (407)
18. John Gibbs, HB, South Carolina State (433)

**1968–(Drafted alternately 18-17) Jan. 21-23**

1. Russ Washington, T, Missouri (4)
1. Jim Hill, S, Texas A&I (18)
2. Bill Lenkaitis, C, Penn State (43)
3. Choice to Miami
4. Ken Dyer, FB, Arizona State (100)
5. William Perry, TE, Kent State (129)
6. Choice to Cincinnati
7. Lane Fenner, FL, Florida State (183)
8. Elliott Gammage, TE, Tennessee (209)
9. Grundy Harris, RB, Southern (La.) (237)
10. Choice to Houston
11. Dennis Partee, K, Southern Methodist (291)
12. Jeff Queen, LB, Morgan State (317)
13. Fred Combs, DB, North Carolina State (345)
14. Jim Campbell, LB, West Texas State (371)
15. Dan Kramarczyk, T, Dayton (399)
16. Robert Wells, T, Johnson C. Smith, N.C. (403)
16. Dick Farley, DB, Boston University (425)
17. Dan Andrews, TE, West Texas State (453)

**1969–(Drafted 18) Jan. 28-30**

1. Marty Domes, QB, Columbia (9)
1. Bob Babich, LB, Miami, Ohio (15)
2. Ron Sayers, RB, Nebraska-Omaha (44)
3. Eugene Ferguson, T, Norfolk State (70)
4. Choice to Houston
5. Harry (Skip) Orszulak, FL, Pittsburgh (122)
6. Terry Swam, FL, Colorado State (147)
7. Choice to Miami
8. Craig Cotton, FL, Youngstown (Ohio) (200)
9. Joe Williams, DB, Southern (La.) (226)
10. David Arnold, G, Northwest Louisiana (251)
11. Willie Norwood, TE, Alcorn A&M (278)
12. Jim White, RB, Arkansas AM&N (304)
13. Mike Simpson, DB, Houston (330)
14. Bill Ackman, DT, New Mexico State (356)
15. Charlie Jarvis, RB, Army (382)
16. Willie Davenport, FL, Southern (La.) (408)
17. Larry Rentz, DB, Florida (434)

**1970–(Drafted alternately 15-16) Jan. 27-28**

1. Walker Gillette, WR, Richmond (15)
2. Tom Williams, DT, California-Davis (42)
3. Choice to Buffalo for WR Richard Trapp
4. Bill Maddox, TE, Syracuse (94)
5. Pettus Farrar, RB, Norfolk State (119)
6. Billy Parks, WR, Long Beach State (146)
7. Jim Fabish, DB, Texas-El Paso (171)
8. Wayne Clark, QB, U.S. International (198)
9. Chris Fletcher, S, Temple (223)
10. Mac Steen, G, Florida (250)
11. Jack Protz, LB, Syracuse (275)
12. Howard Gravelle, TE, California-Davis (302)
13. Bernard Bradley, DB, Utah State (327)
14. Tyrone Caldwell, DT, South Carolina St. (354)
15. Eugene Childs, RB, Texas-El Paso (379)
16. Mike Green, RB, Nebraska (406)
17. David Sanks, G, Louisville (431)

**1971–(Drafted 13) Jan. 28-29**

1. Leon Burns, RB, Long Beach State (13)
2. Mike Montgomery, RB, Kansas State (65)
3. Bryant Salter, S, Pittsburgh (115)
5. Ray White, LB, Syracuse (117)
5. Phil Asack, DE, Duke (119)
6. Jacob Mayes, RB, Tennessee State (143)
7. Chuck Cicus, WR, Arkansas (169)
8. Leon Van Gorkum, DE, San Diego St. (195)
9. John Tanner, TE, Tennessee Tech (221)
10. Gary Nowak, TE, Michigan State (247)
11. Don Pinson, DB, Tennessee State (273)
12. Wesley Garnett, WR, Utah State (299)
13. Sammy Milner, WR, Mississippi State (325)
14. Ed O'Daniel, DE, Texas Southern (351)
15. Eric Humston, LB, Muskingum (Ohio) (377)
16. Ed Foote, C, Hawaii (403)
17. Chip Kell, C, Tennessee (429)

**1972–(Drafted alt. 11-10-9-13-12) Feb. 1-2**

2. Pete Lazetich, DE, Stanford (36)
3. Bill McClard, K, Arkansas (61)
5. Jim Bishop, TE, Tennessee Tech (116)
5. Harry Gooden, DE, Alcorn A&M (130)
6. Bruce Ward, G, San Diego State (141)
9. Fran Schmitz, DT, St. Norbert (Wisc.) (221)
10. Lon Kolstad, LB, Whitewater (Wisc.) (246)
11. John Turner, TE, Long Beach State (270)
12. Sam Key, LB, Elon, N.C. (295)
13. Andy Selfridge, LB, Virginia (321)
14. John Van Reenen, DE, Washington St. (351)
15. Charles Neugent, DB, Tuskegee, Ala. (376)
16. James Shaw, DB, Tulsa (401)
17. Oscar Dragon, RB, Arizona State (423)
17. Bob Tackett, T, Texas-El Paso (426)

**1973–(Drafted alternately (6-5-8-7) Jan. 30-31**

1. Johnny Rodgers, WR, Nebraska (25)
3. Dan Fouts, QB, Oregon (64)
4. James Thaxton, TE, Tennessee State (84)
5. Willie McGee, WR-KR, Alcorn A&M (123)
5. John Knoble, LB, Weber State (125)
6. Marvin Roberts, C, Michigan State (135)
7. Tab Bennett, LB, Illinois (214)
10. Cliff Burnett, DE, Montana (239)
11. Jay Douglas, C, Memphis State (268)
12. Lynn Ahrens, T, Eastern Montana (293)
13. Alfred Reese, RB, Tennessee State (318)
14. Tony Adams, QB, Utah State (343)
15. Gary Parris, TE, Oklahoma State (372)
16. Joe Petty, DB, Arizona State (397)
17. Barry Darrow, T, Montana (422)

**1974–(Drafted alternately (2-3) Jan. 29-30**

1. Bo Matthews, RB, Colorado (2)
1. Don Goode, LB, Kansas (15)
2. Mark Markovich, C, Penn State (43)
4. Harrison Davis, WR, Virginia (81)
5. John Teerlink, DT, Western Illinois (105)
6. Jesse Freitas, QB, San Diego State (133)
7. Tom Forrest, G, Cincinnati (185)
8. Bon Boatwright, T, Oklahoma State (206)
9. Danny Collier, S, Tulsa (210)
10. John Kethochyan, LB, Santa Clara (237)
11. Dave Grannell, TE, Arizona State (262)
12. Sam Williams, DB, California (289)
13. Brian Verteufelle, T, Idaho State (314)
14. Greg Bailey, DB, Long Beach State (341)
15. Charles Anthony, LB, Southern California (366)
15. Greg Mezka, TE, Bowling Green (386)
16. Neal Skarin, DE, Arizona State (393)
17. Charles DeJurnett, DT, San Jose State (418)

**1975–(Drafted alternately (8-7-6) Jan. 28-29**

1. Gary Johnson, DT, Grambling (8)
1. Mike Williams, CB, Louisiana State (22)
2. Louie Kelcher, DT, Southern Methodist (30)
2. Fred Dean, LB, Louisiana Tech (33)
3. Mike Fuller, DB, Auburn (73)
4. Ken Bernich, LB, Auburn (101)
5. Kevin Nosbusch, DT, Notre Dame (111)
5. Charles Waddell, TE, North Carolina (125)
6. John Carroll, WR, Oklahoma (134)
6. Billy Shields, T, Georgia Tech (136)
7. Rickey Young, RB, Jackson State (164)
8. Barry Collier, T, Georgia (203)
8. Ralph Perretta, G, Purdue (206)
9. Larry Keller, LB, Houston (214)
10. Otha Bradley, DT, Southern California (242)
11. Vince Phason, DB, Arizona (267)
11. Ike McBee, WR, San Jose State (284)
12. Jerry Dahl, LB, North Dakota State (292)
13. Pete Demmerle, WR, Notre Dame (320)
13. Gene Printers, RB, Southern California (335)
14. Reggie Barnett, DB, Notre Dame (345)
15. John Rousch, G, Oklahoma (370)
16. Chip Salvestrini, G, Yankton (S.D.) (398)
17. Neal Jeffrey, DB, Baylor (423)

**1976–(Drafted alternately (4-3) April 8-9**

1. Joe Washington, RB, Oklahoma (4)
2. Don Macek, G, Boston College (31)
3. Larry Dorsey, WR, Tennessee State (64)
4. Bob Horn, MLB, Oregon State (94)
4. Ron Singleton, TE, Grambling (113)
4. Artie Owens, WR, West Virginia (115)
5. Woodrow Lowe, LB, Alabama (131)
5. Tony DiRienzo, K, Oklahoma (212)
9. Glynn Harrison, RB, Georgia (251)
10. Jeff Perlinger, DE, Michigan (268)
11. Ray Preston, LB, Syracuse (295)
12. Ron Lee, S, Oregon (322)
13. John Lee, DT, Nebraska (351)
14. Ed Jones, G, Cincinnati (378)
15. Jack Hoffman, DL, Indiana (407)
16. Jack Harrison, G, California (434)
17. Clarence Sanders, LB, Cincinnati (463)



**1977 – (Drafted alternately 14-13-12) May 3-4**

1. Bob Rush, C, Memphis State (24)
2. Keith King, S, Colorado State (77)
5. Clarence Williams, RB, South Carolina (124)
6. Cliff Olander, P-QB, New Mexico State (128)
6. Dave Lindstrom, DE, Boston University (146)
6. Lawrence Barnes, RB, Tennessee State (151)
6. Pete Hays, S, Northwestern (152)
7. Ron Bush, CB, Southern California (181)
9. Gene Washington, WR, Georgia (234)
10. Curtis Townsend, LB, Arkansas (265)
12. Jim Stansik, TE, Eastern Michigan (319)

**1978 – (Drafted alternately 14-13-15) May 2-3**

1. John Jefferson, WR, Arizona State (14)
2. Milton Hardaway, T, Oklahoma State (41)
3. Rickey Anderson, RB, South Carolina St. (71)
5. John Choma, G, Virginia (135)
7. Cliff Featherstone, CB, Colorado State (180)
8. Gavin Hedrick, P, Washington State (200)
9. Henry Bradley, DT, Alcorn State (237)
9. Blake Whitlatch, LB, Louisiana State (248)
10. Charles Price, TE, Cincinnati (264)
12. Kevin Bell, WR, Lamar (Tex.) (321)

**1979 – (Drafted alt. 20-19-18-17-21) May 3-4**

1. Kellen Winslow, TE, Missouri (13)
3. Cliff Thrift, MLB, East Central Oklahoma (73)
4. John Floyd, WR, NE Louisiana (104)
8. Wilburt Haslip, RB, Hawaii (210)
9. Alvin Garrett, WR, Angelo State (Tex.) (237)
10. Tony Petruccio, DT, Penn State (265)
10. Al Green, S, Louisiana State (269)
11. Dave Rader, QB, Tulsa (295)
12. Frank Duncan, S, San Francisco State (321)

**1980 – (Drafted 26th) April 29-30**

4. Ed Luther, QB, San Jose State (101)
4. Bob Gregor, S, Washington State (108)
6. La Rue Harrington, RB, Norfolk State (151)
6. Wayne Hamilton, LB, Alabama (163)
7. Chuck Loewen, G, South Dakota St. (175)
7. Stuart Dodds, P, Montana State (191)
8. Curtis Simmones, RB, North Alabama (219)
9. Steve Whitman, RB, Alabama (247)
11. John Singleton, DE, Texas-El Paso (303)
12. Harry Price, WR, McNeese State (331)

**1980 Supplemental Draft – July 17**

9. Billy Mullins, WR, Southern California (243)

**1981 – (Drafted 24th) April 28-29**

1. James Brooks, RB-KR, Auburn (24)
3. Irvin Phillips, CB, Arkansas Tech (77)
4. Amos Lawrence, RB, North Carolina (103)
5. Eric Sievers, TE, Maryland (107)
5. Keith Ferguson, LB, Ohio State (131)
6. Andrew Gissingier, T, Syracuse (141)
6. Bobby Duckworth, WR, Arkansas (162)
7. Pete Holohan, TE, Notre Dame (189)
10. Robert Parham, FB, Grambling (268)
11. Matt Petrzelka, T, Iowa (280)
11. Carlos Bradley, LB, Wake Forest (300)
12. Stacy Charles, WR, Bethune-Cookman (327)

**1982 – (Drafted alt. 23-22-21-20-23) April 27-28**

7. Hollis Hall, CB, Clemson (188)
8. Maury Buford, P, Texas Tech (215)
9. Warren Lyles, DT, Alabama (246)
10. Andre Young, S, Louisiana Tech (273)
11. Anthony Watson, S, New Mexico (299)

**1983 – (Drafted alt. 22-21-24-23-22) May 2**

1. Billy Ray Smith, LB, Arkansas (5)
1. Gary Anderson, RB, Arkansas (20)
1. Gill Byrd, CB, San Jose State (22)
6. Danny Walters, CB, Arkansas (95)
6. Trumaine Johnson, WR, Grambling (141)
7. Bill Elko, DT, Louisiana State (192)
8. Earnest Jackson, RB, Texas A&M (202)
9. Mike Green, LB, Oklahoma State (245)
10. Bruce Mathison, QB, Nebraska (272)
11. Tim Kearse, WR, San Jose State (303)
11. Tim Spencer, RB, Ohio State (308)
12. Billy Blalock, S, Tennessee Tech (314)
12. Chuck Ehin, DE, Brigham Young (330)

**1984 – (Drafted alternately 6-5) May 1**

1. Mossy Cade, CB, Texas (6)
2. Mike Guendling, LB, Northwestern (33)
5. Lionel James, RB-KR, Auburn (118)
6. Keith Guthrie, NT, Texas A&M (144)
7. Jesse Bendross, WR, Alabama (173)
8. Ray Woodard, DE, Texas (199)
8. Bob Craighead, RB, Northeast Louisiana (219)
9. Zachary Barnes, DE, Alabama State (230)
11. Buford McGee, RB, Mississippi (286)
12. Paine Harper, WR, LaVerne (331)

**1984 Supplemental Draft – (Drafted 6-5-6) June 5**

1. Lee Williams, DE, Bethune-Cookman (6)  
(Previous: Los Angeles, USFL)
2. Steve Smith, QB, Michigan (33)  
(Previous: Montreal, CFL)
3. Clarence Collins, WR, Southern Illinois (62)  
(Previous: New Jersey, USFL)

**1985 – (Drafted alternately 12-11-10) April 30**

1. Jim Lachey, T, Ohio State (12)
2. Wayne Davis, CB, Indiana State (39)
2. Jeff Dale, S, Louisiana State (55)
3. John Hendy, CB, Long Beach State (69)
4. Ralf Mojsiejenko, P-K, Michigan State (96)
6. Terry Lewis, CB, Michigan State (150)
7. Mark Fellows, OLB, Montana State (196)
8. Curtis Adams, RB, Central Michigan (207)
9. Paul Berner, QB, Pacific (234)
9. Dan Rensberg, T, Abilene Christian (252)
10. David King, CB, Auburn (264)
11. Jeff Smith, NT, Kentucky (291)
12. Tony Simmones, DE, Tennessee (318)
12. Bret Pearson, TE, Wisconsin (329)

**1986 – (Drafted alternately 14-17-16) April 29**

1. Leslie O'Neal, DE, Oklahoma State (8)
1. James FitzPatrick, T, Southern California (13)
3. Terry Unrein, DE, Colorado State (67)
3. Jeff Walker, T, Memphis State (71)
4. Ty Allert, OLB, Texas (95)
4. Tommy Taylor, ILB, UCLA (97)
5. Doug Landry, OLB, Louisiana Tech (118)
5. Donald Brown, CB, Maryland (129)
5. Matt Johnson, S, Southern California (133)
6. Curtis Pardridge, WR, Northern Illinois (155)
7. Fred Smalls, OLB, West Virginia (182)
8. Mike Perrino, T, Notre Dame (209)
9. Mike Zordich, S, Penn State (235)
11. Charles Sanders, RB, Slippery Rock, Pa. (293)
11. Drew Smetana, T, Oregon (298)
12. Jeff Sprowls, S, Brigham Young (320)
12. Mike Travis, S, Georgia Tech (333)

**1987 – (Drafted alternately 5-4-3) April 28**

1. Rod Bernstine, TE, Texas A&M (24)
2. Louis Brock, CB, Southern California (53)
3. Karl Wilson, OE, LSU (59)
4. Mark Vlasic, QB, Iowa (88)
5. Nelson Jones, CB, North Carolina St. (115)
7. Jamie Holland, WR, Ohio State (173)
8. Joe Mac Esker, T, Texas-El Paso (199)
8. Ron Brown, OLB, Southern California (204)
9. Tom Wilcher, RB, Michigan (226)
10. Anthony Anderson, DB, Grambling (256)
11. Joe Goebel, C, UCLA (284)
12. Marcus Greenwood, RB, UCLA (310)

**1988 – (Drafted alt. 15-19-18-17-16) April 24-25**

1. Anthony Miller, WR, Tennessee (15)
3. Quinn Early, WR, Iowa (60)
4. Joe Campbell, DE, New Mexico State (91)
4. Stacy Searels, C-G, Auburn (93)
4. David Richards, T, UCLA (98)
6. Cedric Figaro, LB, Notre Dame (152)
9. Joey Howard, T, Tennessee (238)
11. Ed Miller, C, Pittsburgh (285)
11. George Hinkle, DE, Arizona (292)
12. Wendell Phillips, S, North Alabama (324)

**1989 – (Drafted alternately 8-9) April 23-24**

1. Burt Grossman, DE, Pittsburgh (8)
2. Courtney Hall, C, Rice (37)
2. Billy Joe Tolliver, CB, Texas Tech (51)
5. Elliot Smith, CB, Alcorn State (120)
7. Marion Butts, FB, Florida State (183)
7. Terence Jones, QB, Tulane (195)
8. Dana Brinson, WR/KR, Nebraska (204)
9. Pat Davis, TE, Syracuse (231)
10. Ricky Andrews, LB, Washington (260)
11. Victor Floyd, RB, Florida State (287)

**1990 – (Drafted alternately 7-8) April 23-24**

1. Junior Seau, LB, Southern California (5)
3. Jeff Mills, OLB, Nebraska (57)
3. Leo Goas, T, Hawaii, (60)
3. Walter Wilson, WR, East Carolina (67)
6. John Friesz, QB Idaho (138)
6. Frank Cornish, C-G, UCLA (143)
6. David Pool, CB, Carson-Newman, Tenn. (145)
6. Derrick Walker, TE, Michigan (163)
7. Jeff Novak, G, Southwest Texas State (172)
7. Joe Staysniak, T, Ohio State (185)
7. Nate Lewis, WR, Oregon Tech (187)
7. Keith Collins, CB, Appalachian State (193)
8. J.J. Flannigan, RB, Colorado (201)
9. Chris Goetz, G, Pittsburgh (227)
10. Ken Berry, CB, Miami (256)
11. Tommie Stowers, HB, Missouri (283)
12. Elliot Searcy, WR, Southern (La.) (326)

**1991 – (Drafted alt. 10-9-8-7-12-11) April 21-22**

1. Stanley Richard, S, Texas (9)
2. George Thornton, DT, Alabama (36)
2. Eric Bieniemy, RB, Colorado (39)
2. Eric Moten, G, Michigan State (47)
4. Yancey Thigpen, WR, Winston-Salem St. (90)
5. Duane Young, TE, Michigan State (123)
5. Floyd Fields, S, Arizona State (127)
6. Jimmy Laister, DT, Oregon Tech (150)
7. David Jones, WR, Delaware State (177)
7. Terry Beauford, OL, Florida A&M (192)
9. Andy Katoo, LB, Oregon State (230)
10. Roland Poles, FB, Tennessee (254)
10. Mike Heldt, C, Notre Dame (257)
11. Joe Weinberg, WR, Johnson C. Smith (N.C.) (290)
12. Chris Samuels, RB, Texas (317)

**1992 – (Drafted alternately 5-6-7) April 26-27**

1. Chris Mims, DE, Tennessee (23)
2. Marquez Pope, CB, Fresno State (33)
3. Ray Ethridge, WR, Pasadena CC (63)
5. Curtis Whitley, C, Clemson (117)
5. Kevin Little, LB, North Carolina A&T (131)
5. Eric Jonasson, T, Bloomsburg College (140)
6. Reggie White, DT, North Carolina A&T (149)
7. Deems May, TE, North Carolina (174)
8. James Fuller, S, Portland State (201)
9. Johnnie Barnes, WR, Hampton (Va.) (231)
10. Arthur Paul, DT, Arizona State (258)
11. Keith McAfee, RB, Texas A&M (285)
12. Carlos Huerta, K, Miami (315)

**1993 – (Drafted alternately 20-24) April 25-26**

1. Darrien Gordon, CB, Stanford (22)
2. Natrone Means, RB, North Carolina (41)
3. Joe Cocozzo, G, Michigan (64)
4. Raylee Johnson, DE, Arkansas (95)
4. Lew Bush, OLB, Washington State (99)
5. Walter Dunson, WR, Middle Tennessee St. (134)
6. Eric Castle, FS, Oregon (161)
7. Doug Miller, OLB, South Dakota State (188)
8. Trent Green, CB, Indiana (222)

**1994 – (Drafted alternately 12-17) April 24-25**

2. Isaac Davis, G, Arkansas (43)
2. Vaughn Parker, G, UCLA (63)\*
3. Andre Coleman, WR, Kansas State (70)
5. Willie Clark, CB, Notre Dame (82)\*
5. Aaron Lasing, TE, New Mexico State (137)
5. Rodney Harrison, S, Western Illinois, (145)
5. Darren Krein, DE, Miami (150)
5. Tony Vinson, RB, Towson State (Md.) (160)\*
7. Zane Beehn, LB, Kentucky (207)



**1995–(Drafted 29) April 22-23**

1. Terrance Shaw, CB, Stephen F. Austin (34)
2. Terrell Fletcher, RB, Wisconsin (51)
3. Jimmy Oliver, WR, Texas Christian (61)
3. Don Sasa, DT, Washington State (93)
3. Preston Harrison, LB, Ohio State (98)
4. Chris Cowart, LB, Florida State (100)
4. Aaron Hayden, RB, Tennessee (104)
5. 'Omar Ellison, WR, Florida State (162)
6. Troy Sienkiewicz, G, New Mexico State (177)
6. Brandon Harrison, WR, Howard Payne (183)
6. Craig Whelihan, WR, Pacific (197)
6. Tony Berti, T, Colorado (200)
7. Mark Montreuil, CB, Concordia (Can.) (237)

**1996–(Drafted alt. 21-20-19-23-22) April 20-21**

2. Bryan Still, WR, Virginia Tech (41)
2. Patrick Sapp, OLB, Clemson (50)
3. Brian Roche, TE, San Jose State (81)
4. Charlie Jones, WR, Fresno State (114)
5. Junior Solt, DT, Arkansas (155)
6. Jim Mills, T, Idaho (190)
6. Bryan Stoltzberg, C, Colorado (192)
7. Freddie Bradley, RB, Sonoma State (Ca.) (231)

**1997–(Drafted alt. 16-15-14-13) April 19-20**

2. Freddie Jones, TE, North Carolina (45)
3. Michael Hamilton, OLB, No. Carolina A&T (74)
4. Raleigh Roundtree, C, South Carolina St. (109)
5. Kenny Bynum, RB, South Carolina State (138)
5. Paul Bradford, CB, Portland State (146)
6. Daniel Palmer, T, Air Force Academy (178)
7. Toran James, LB, North Carolina A&T (218)
7. Tony Corbin, QB, Sacramento State (237)\*

**1998–(Drafted alternately 3-2-5-4) April 18-19**

1. Ryan Leaf, QB, Washington State (2)
2. Mikhael Ricks, WR, Stephen F. Austin (59)
5. Cedric Harden, DE, Florida A&M (126)
6. Clifford Ivory, CB, Troy State (155)
7. Jon Haskins, LB Stanford (194)
7. Kio Sanford, WR, Kentucky (234)\*

**1998 Supplemental Draft – (Drafted 4) July 9**

2. Jamal Williams, DT, Oklahoma State (1)

**1999–(Drafted alternately 8-9) April 19-20**

2. Pick used in 1998 Supplemental Draft for Jamal Williams, DT, Oklahoma State
2. Jermaine Fazzende, FB, Oklahoma (60)
3. Steve Heiden, TE, South Dakota State (69)
4. Jason Perry, DB, North Carolina State (104)
5. Adrian Dingle, DE, Clemson (139)
5. Reginald Nelson, G, McNeese State (141)
6. Tyrone Bell, DB, North Alabama (178)

**2000–(Drafted alt. 13-12-21-19-19-18-16) April 15-16**

2. Rogers Beckett, S, Marshall (43)
3. Damien McIntosh, T, Kansas State (83)
4. Trevor Gaylor, WR, Miami, Ohio (111)
4. Leonardo Carson, DT, Auburn (113)
5. Shannon Taylor, LB, Virginia (184)
6. Damen Wheeler, CB, Colorado (203)\*
6. JaJaun Seider, QB, Florida A&M (205)\*
7. Jason Thomas, G, Hampton (222)

**2001–(Drafted 1) April 21-22**

1. LaDainian Tomlinson, RB, Texas Christian (5)
2. Drew Brees, QB, Purdue (32)
3. Tay Cody, CB, Florida State (67)
4. Carlos Polk, LB, Nebraska (112)
5. Elliot Silvers, T, Washington (132)
5. Zeke Moreno, LB, Southern California (139)
7. Brandon Gorin, T, Purdue (201)
7. Robert Carswell, FS, Clemson (244)\*

**2002–(Drafted 5) April 20-21**

1. Quentin Jammer, CB, Texas (5)
2. Toniou Fonoti, G, Nebraska (39)
2. Reche Caldwell, WR, Florida (48)
3. Ben Leber, LB, Kansas State (71)
4. Justin Peelle, TE, Oregon (103)
5. Terry Charles, WR, Portland State (142)
6. Matt Anderle, T, Minnesota (178)
7. Seth Burford, QB, Cal Poly-SLO (216)

**2003–(Drafted 15) April 26-27**

1. Sammy Davis, CB, Texas A&M (30)
2. Drayton Florence, CB, Tuskegee (46)
2. Terrence Kiel, S, Texas A&M (62)
3. Courtney VanBuren, T, Arkansas-Pine Bluff (80)
4. Matt Wilhelm, LB, Ohio State (112)
5. Mike Scifres, P, Western Illinois (149)
6. Hanik Milligan, FS, Houston (188)
7. Andrew Pinnock, FB, South Carolina (229)

**2004–(Drafted 1) April 24-25**

1. Eli Manning, QB, Mississippi (1)
2. Igor Olshansky, DT, Oregon (35)
3. Nate Kaeding, K, Iowa (65)
3. Nick Hardwick, C, Purdue (66)
4. Shaun Phillips, LB, Purdue (98)
5. Dave Ball, DE, UCLA (133)
5. Michael Turner, RB, Northern Illinois (154)
6. Ryan Krause, TE, Nebraska-Omaha (169)
7. Ryon Bingham, DT, Nebraska (204)
7. Shane Oliveira, G-I, Ohio State (209)
7. Carlos Joseph, T, Miami (254)\*

**2005–(Drafted 28) April 23-24**

1. Shawne Merriman, OLB, Maryland (12)
1. Luis Castillo, DE, Northwestern (28)
2. Vincent Jackson, WR, Northern Colorado (61)
4. Darren Sproles, RB, Kansas State (130)
5. Wesley Britt, T, Alabama (164)
6. Wes Sims, G, Oklahoma (177)
7. Scott Mruzckowski, C, Bowling Green (242)

**2006–(Drafted alt. 19-18-17-16) April 29-30**

1. Antonio Cromartie, CB, Florida State (19)
2. Marcus McNeill, T, Auburn (50)
3. Charlie Whitehurst, QB, Clemson (81)
5. Tim Dobbins, LB, Iowa State (151)
6. Jeromey Clary, T, Kansas State (187)
6. Kurt Smith, K, Virginia (188)
7. Chase Page, DT, North Carolina (225)
7. Jimmy Martin, T, Virginia Tech (227)

**2007–(Drafted 30) April 28-29**

1. Buster Davis, WR, Louisiana State (30)
2. Eric Weddle, S, Utah (37)
3. Anthony Waters, LB, Clemson (96)\*
4. Scott Chandler, TE, Iowa (129)
5. Legedu Naanee, WR, Boise State (172)
7. Brandon Siler, LB, Florida (240)

**2007 Supplemental Draft–(Drafted 28) July 12**

4. Paul Oliver, CB, Georgia (28)

**2008–(Drafted 27) April 26-27**

1. Antoine Cason, CB, Arizona (27)
3. Jacob Hester, FB, Louisiana State (69)
4. Pick used in 2007 Supplemental Draft to select Paul Oliver, CB, Georgia
5. Marcus Thomas, RB, Texas-El Paso (166)
6. DeJuan Tribble, CB, Boston College (192)
7. Corey Clark, T, Texas A&M (234)

**2009–(Drafted 16) April 25-26**

1. Larry English, LB, Northern Illinois (16)
3. Louis Vasquez, G, Texas Tech (78)
4. Vaughn Martin, DE, Western Ontario (Can.) (113)
4. Tyrnone Green, G, Auburn (133)
4. Gartrell Johnson, RB, Colorado State (134)
5. Brandon Hughes, CB, Oregon State (148)
6. Kevin Ellison, S, Southern California (189)
7. Demetrius Byrd, WR, Louisiana State (224)

**2010–(Drafted 28) April 22-24**

1. Ryan Matthews, RB, Fresno State (12)
3. Donald Butler, LB, Washington (79)
4. Darrell Stuckey, SS, Kansas (110)
5. Cam Thomas, DT, North Carolina (146)
5. Jonathan Crompton, QB, Tennessee (168)\*
7. Dedrick Epps, TE, Miami (235)

**2011–(Drafted 18) April 28-30**

1. Corey Luget, DE, Illinois (18)
2. Marcus Gilchrist, CB-KR, Clemson (50)
2. Jonas Mouton, LB, Michigan (61)
3. Vincent Brown, WR-KR, San Diego St. (82)
3. Shareece Wright, CB, Southern California (89)
6. Jordan Todman, RB, Connecticut (183)
6. Stephen Schilling, T, Michigan (201)\*
7. Andrew Gachkar, LB, Missouri (234)\*

**2012–(Drafted 18) April 26-28**

1. Melvin Ingram, OLB, South Carolina (18)
2. Kendall Reyes, DE, Connecticut (49)
3. Brandon Taylor, SS, Louisiana State (73)
4. Ladarius Green, TE, Louisiana-Lafayette (110)
7. Johnnie Troutman, G, Penn State (149)
7. David Molk, C, Michigan (226)
7. Edwin Baker, RB, Michigan State (250)\*

**2013–(Drafted 11) April 25-27**

1. D.J. Fluker, T, Alabama (11)
2. Manti Te'o, LB, Notre Dame (38)
3. Keenan Allen, WR, California (76)
5. Steve Williams, CB, California (145)
6. Tourek Williams, OLB, Fla. International (179)
7. Brad Sorenson, QB, Southern Utah (221)

**2014–(Drafted 25) May 8-10**

1. Jason Verrett, CB, Texas Christian (25)
2. Jeremiah Attaochu, OLB, Georgia Tech (50)
3. Chris Watt, G, Notre Dame (89)
5. Ryan Carrethers, DT, Arkansas State (165)
6. Marion Grice, RB, Arizona State (201)
7. Tevin Reese, WR, Baylor (240)

**2015–(Drafted 17) April 30-May2**

1. Melvin Gordon, RB, Wisconsin (15)
2. Denzel Perryman, ILB, Miami (48)
3. Craig Mager, CB, Texas State (83)
5. Kyle Emanuel, OLB, North Dakota State (153)
6. Darius Philon, DE, Arkansas (192)

**2016–(Drafted alt. 3-4) April 28-30**

1. Joey Bosa, DE, Ohio State (3)
1. Hunter Henry, TE, Arkansas (35)
3. Max Tuerk, C, Southern California (66)
4. Joshua Perry, ILB, Ohio State (102)
5. Javatis Brown, OLB, Akron (175)\*
6. Drew Kaser, P, Texas A&M (179)
6. Derek Watt, FB, Wisconsin (198)
7. Donovan Clark, G, Michigan State (224)

\* Compensatory Selection

**2017–(Drafted 7) April 27-29**

1. Mike Williams, WR, Clemson (7)
2. Forrest Lamp, G, Western Kentucky (38)
3. Dan Feeney, G, Indiana (71)
4. Rayshawn Jenkins, S, Miami (113)
5. Desmond King, S, Iowa (151)
6. Sam Tevi, T, Utah (190)
7. Isaac Rochell, DT, Notre Dame (225)

**2018–(Drafted 17) April 26-28**

1. Derwin James, S, Florida State (17)
2. Uchenna Nwosu, LB, USC (48)
3. Justin Jones, DT, N.C. State (84)
4. Kyzir White, S/LB, West Virginia (119)
5. Scott Quessenberry, C/G, UCLA (155)
6. Dylan Cantrell, WR, Texas Tech (191)
7. Justin Jackson, RB, Northwestern (251)\*

**2019–(Drafted 28) April 25-27**

1. Jerry Tillery, DT, Notre Dame (28)
2. Nasir Adderley, S, Delaware (60)
3. Trey Pinks, OT, Sioux Falls (91)
6. Dru Tranquill, LB, Notre Dame (130)
5. Easton Stick, QB, North Dakota State (166)
6. Emeke Egbule, LB, Houston (200)
7. Cortez Broughton, DT, Cincinnati (242)

**2020–(Drafted alt. 6-5-7) April 23-25**

1. Justin Herbert, QB, Oregon (6)
1. Kenneth Murray, LB, Oklahoma (23)
4. Joshua Kelley, RB, UCLA (112)
5. Joe Reed, WR, Virginia (151)
6. Alohi Gilman, S, Notre Dame (186)
7. KJ Hill, WR, Ohio State (220)

# ALL-TIME DRAFT PICKS BY SCHOOL

Southern California	24	Illinois	3	Lamar (Texas)	1
Notre Dame	22	Iowa State	3	LaVerne (Calif.)	1
Florida State	15	Louisiana Tech	3	Lincoln (Mo.)	1
San Diego State	14	Miami (Ohio)	3	Louisiana-Lafayette	1
Arkansas	13	Minnesota	3	Marquette	1
Auburn	13	Montana	3	McMurray (Texas)	1
Louisiana State	13	Norfolk State	3	Middle Tennessee State	1
Mississippi	13	North Alabama	3	Mississippi State	1
Ohio State	13	North Dakota State	3	Morgan State	1
Tennessee	12	Northern Illinois	3	Muskingum (Ohio)	1
UCLA	12	Portland State	3	New Mexico	1
Texas A&M	11	South Dakota State	3	Norbert (Wis.)	1
Arizona State	10	Tennessee Tech	3	North Carolina College	1
Nebraska	10	Texas Southern	3	North Texas	1
Oklahoma	10	Utah	3	Northern Colorado	1
San Jose State	10	Villanova	3	Northwestern State/Northwest Louisiana	1
Syracuse	10	Virginia Tech	3	Pasadena CC (Calif.)	1
Clemson	10	West Texas State	3	Pennsylvania	1
Alabama	9	Western Illinois	3	Prairie View A&M	1
Colorado	9	Abilene Christian	2	Presbyterian	1
Michigan State	9	Arkansas-Pine Bluff (Arkansas (AM&N))	2	Sacramento State	1
Washington State	9	Bethune-Cookman	2	San Francisco State	1
Florida	8	Bowling Green	2	Santa Clara	1
Fresno State	8	California-Davis	2	Souix Falls	1
Grambling	8	Connecticut	2	Slippery Rock (Pa.)	1
Iowa	8	East Carolina	2	Sonoma State (Calif.)	1
Long Beach State	8	Hampton	2	Southern Illinois	1
Memphis/Memphis State	8	Howard Payne (Texas)	2	Southern Mississippi	1
Miami (Fla.)	8	Jackson State	2	Southern Utah	1
Michigan	8	Johnson C. Smith (N.C.)	2	Southwest Texas State	1
New Mexico State	8	Louisville	2	Tampa	1
Oregon	8	Marshall	2	Temple	1
Penn. State	8	Massachusetts	2	Tennessee A&I	1
Texas	8	McNeese State	2	Texas A&I/Texas A&M Kingsville	1
Texas Tech	8	Montana State	2	Texas State	1
North Carolina	7	NE Louisiana/Louisiana-Monroe	2	Toledo	1
Pittsburgh	7	Nebraska-Omaha	2	Towson State (Md.)	1
Purdue	7	Oregon Tech	2	Troy	1
Virginia	7	Rice	2	Tulane	1
West Virginia	7	Southern Methodist	2	U.S. International	1
Cincinnati	7	Stephen F. Austin	2	Wake Forest	1
Colorado State	6	Tuskegee (Ala.)	2	Western Kentucky	1
Georgia	6	Virginia Union	2	Western Ontario (Canada)	1
Georgia Tech	6	Weber State	2	Whitewater (Wis.)	1
Kansas State	6	Western Michigan	2	Whitworth (Wash.)	1
Missouri	6	Wichita State	2	Winston-Salem State (N.C.)	1
Northwestern	6	Adams State (Colo.)	1	Wyoming	1
Oklahoma State	6	Air Force	1	Xavier	1
South Carolina	6	Akron	1	Yale	1
Southern (La.)	6	Alabama State	1	Yankton (S.D.)	1
Tennessee State	6	Angelo State (Texas)	1	Youngstown State	1
Texas-El Paso	6	Appalachian State	1		
Tulsa	6	Arkansas State	1		
Washington	6	Arkansas Tech	1		
Wisconsin	6	Army	1		
Alcorn State (Alcorn A&M)	5	Bloomsburg (Pa.)	1		
California	5	Boise State	1		
Houston	5	Bradley	1		
Idaho	5	Brown	1		
Indiana	5	Cal Poly-San Luis Obispo	1		
Kentucky	5	Carson-Newman (Tenn.)	1		
Maryland	5	Central Michigan	1		
North Carolina A&T	5	Columbia	1		
North Carolina State	5	Concordia (Canada)	1		
South Carolina State	5	Dartmouth	1		
Stanford	5	Delaware	1		
Utah State	5	Delaware State	1		
Arizona	4	Duke	1		
Citadel	4	East Central Oklahoma	1		
Kansas	4	East Tennessee State	1		
Los Angeles State	4	East Texas State	1		
Oregon State	4	Eastern Michigan	1		
Pacific	4	Eastern Montana	1		
Richmond	4	Elon	1		
Texas Christian	4	Florida International	1		
Baylor	3	George Washington	1		
Boston	3	Hardin-Simmons	1		
Boston College	3	Idaho State	1		
Brigham Young	3	Indiana State	1		
Dayton	3	Jacksonville State (Ala.)	1		
Florida A&M	3	Kansas City	1		
Hawaii	3	Kent State	1		

# TRADE HISTORY

## 1970

- 4/28 TE Jacque MacKinnon to Green Bay for 1971 5th (115, Bryan Salter)
- 5/3 DE Joe Owens from New Orleans for 1971 4th
- 8/4 SS Kenny Graham to Cincinnati for 1971 5th (119, Phil Asack)
- 10/15 RB Mike Garrett from Kansas City for 1971 2nd (39)

## 1971

- 5/19 WR Lance Alworth to Dallas for TE Pettis Norman, T Tony Liscio and DT Ron East
- 5/26 CB Leslie Duncan to Washington for 1973 5th (123, Willie McGee)
- 6/24 DT Kevin Hardy from Green Bay for 1972 1st (11)
- 9/8 C Carl Mauck from Miami for 1972 4th (91)
- 9/8 RB Eddie Ray from New England for 1972 7th (165)
- 11/19 T Tony Liscio to Dallas for 1972 5th (130, Harry Gooden)

## 1972

- 1/29 DE Deacon Jones, DT Greg Wojcik and RB Lee White from Los Angeles Rams for LB Jeff Stagg, 1972 2nd and 1973 2nd (31) and 3rd (60)
- 1/31 DT George Wright from Baltimore for 1972 4th (91) and 8th (191), and 1973 4th (85)
- 1/31 RB Leon Burns and WR Walker Gillette to St. Louis for RB Cid Edwards and WR Dave Williams
- 2/2 C Cal Winthrow to Green Bay for 1972 17th (423, Oscar Dragon)
- 3/27 LB Ed Philpott from New England for 1973 7th
- 4/19 S Jim Hill to Green Bay for DE Lionel Aldridge and 1974 3rd
- 5/5 DT Andy Rice to Kansas City for 1973 7th
- 5/9 LB Bob Bruggers to Cincinnati for T ERNIE WRIGHT
- 6/19 DE Cal Snowden from Buffalo for 1973 5th
- 7/11 DT John Richardson from Mia for 1973 6th
- 7/22 T Gary Nowak to Kansas City for 1973 9th
- 7/22 TE Jim Bishop to Kansas City for 1973 6th
- 7/26 DE Steve DeLong to Chicago for 1973 4th (84, James Thaxton)
- 7/31 Cash to Rams for TE Luther Palmer
- 7/31 RB Jesse Taylor and 1974 8th (206, Bon Boatwright) from Los Angeles Rams for 1974 7th (158)
- 7/31 RB Jeff Queen to Oakland for 1973 3rd (64, Dan Fouts)
- 7/31 WR Billy Parks and RB Mike Montgomery to Dallas for RB Duane Thomas
- 7/31 LB Tim Rossovich from Philadelphia for 1973 1st (6)
- 8/1 RB Eddie Ray and San Francisco's 1972 3rd (via Washington) to Denver for DT Dave Costa
- 8/8 QB Marty Downs to Baltimore for Washington's 1972 1st (25) and TE John Andrews
- 9/4 CB Leonard Dunlap from Baltimore for 1973 4th (85)
- 9/6 DT George Wright to Cleveland for 1973 5th (125, John Knoble)

## 1973

- 1/22 QB Johnny Unitas from Baltimore for cash
- 1/25 RB Tom Matte from Baltimore for 1973 8th
- 1/26 QB John Hadl to Los Angeles Rams for DE Coy Bacon and RB Bob Thomas
- 4/10 S Chuck Detwiler, DE Lee Thomas and player to be named later to Buffalo for 1974 2nd (43, Mark Markovich)
- 5/22 S Ron Smith from Chicago for 1974 3rd
- 7/20 RB Duane Thomas to Washington for 1975 1st (22, Mike Williams) and 1976 2nd
- 8/1 CB Ray Jones to Denver for cash
- 8/7 K Bill McClard to Los Angeles Rams for 1974 5th
- 8/27 WR Bill Malinchak to Washington for 1975 8th (203, Barry Collier) and 1974 15th (386, Greg Mezack)
- 8/31 DE Louis Ross from Atlanta for 1974 8th
- 9/5 LB Mike Stratton from Buffalo for 1974 5th
- 9/5 LB Bob Babich and 1975 4th (86) to Cleveland for 1974 1st (15, Don Goode) and 1975 2nd (30, Louie Kelcher)
- 9/5 LB Carl Gersbach and RB Clint Jones from Minnesota for 1974 2nd (29) and 3rd

## 1974

- 1/9 QB Wayne Clark to Cincinnati for QB Virgil Carter
- 1/29 G Walt Sweeney to Washington for 1974 5th (105, John Teerlink), 1975 6th and 1976 4th (115, Arie Owens) (from Oakland)
- 2/25 DE Dennis Wirgowski from Philadelphia for 1975 8th (Choice was rescinded because he did not make squad)
- 3/1 RB Reece Morrison from Cincinnati for \$1.00 and clear title rights to QB Wayne Clark
- 4/10 S Bryant Salter and 1975 8th to Washington for 1976 3rd and 1977 2nd and 3rd (77, Keith King)
- 8/2 LB Fred Forsberg from Buffalo for \$100
- 8/6 LB John Knoble from Rams for \$100
- 8/6 G Tom Forrest to Chicago for \$100
- 8/12 DE Deacon Jones and 1975 8th (189) to Washington for 1977 3rd (77, Keith King)

- 8/15 S Ron Mauck to Oakland for 1975 4th (101, Ken Bernich) and 8th (206, Ralph Perretta)
- 8/23 DT Dave Rowe from New England (via Washington) for 1975 6th
- 8/29 RB Bill Rudder to NY Giants for 1975 7th
- 9/5 DT Bob Brown from Green Bay for 1975 3rd (58)
- 9/5 DT Dave Costa to Buffalo for 1975 5th (125, Charles Waddell)
- 9/6 CB Willie McGee to Los Angeles Rams for 1975 6th
- 9/24 TE James Thaxton to Cleveland for 1975 6th (134, John Carroll)

## 1975

- 1/28 RB Cid Edwards to Chicago for 1975 3rd (73, Mike Fuller)
- 1/28 RB Jim Harrison from Chicago for 1975 6th
- 1/29 DT Ray Carr, DT Blenda Gay and T Harold Paul to Oakland for 1975 11th (284, Ike McBee) and 13th (335, Glen Printers)
- 2/7 WR Joe Sweet from New England for past considerations
- 5/29 C Ed Flanagan from Detroit for 1976 2nd
- 5/29 WR Joe Smoot to Houston for rights to T Booker Brown and compensation rights to CB Benny Johnson
- 6/13 S Reggie Berry to Denver for S Maurice Tyler
- 6/17 WR Jerry Levias to Houston for 1976 12th
- 7/3 CB Bob Howard to New England for 1976 5th (131, Woodrow Lowe)
- 7/16 DT Ron East to Cleveland for 1977 5th (128, Cliff Olander)
- 7/22 CB Leonard Dunlap to New York Giants for 1976 5th
- 7/22 LB Pete Lazetich to Miami for LB Bruce Bannon
- 7/28 WR John Carroll to Chicago for 1977 7th
- 7/29 TE Ron Mayo from Baltimore for 1976 6th
- 8/7 DT Greg Wojcik to Chicago for 1977 8th
- 8/13 TE Pat Curran and RB Howard Strickland from Los Angeles Rams for 1977 3rd (68)
- 8/13 LB Bruce Bannon to N.Y. Giants for 1976 9th (251, Glynn Harrison)
- 8/22 1976 6th (159) to St. Louis for WR Marlin Briscoe
- 9/9 LB Ken Hucherson from Dallas for 1976 7th (186)
- 9/15 RB Tony Baker from LA Rams for 1976 5th (128)
- 9/23 DT Dave Rowe to Oakland for 1976 4th (113, Ron Singleton)

## 1976

- 4/2 QB Bobby Douglass and 1976 3rd to N.O. for LB Rick Middleton
- 4/2 DE Coy Bacon to Cincinnati for WR Charlie Joiner
- 4/2 LB Franklin Tate to Oakland for LB Mike Denney
- 4/8 S Sam Williams to Atlanta for CB Tom Hayes and 1977 6th (146, Dave Lindstrom)
- 4/8 1976 4th and 8th to Oakland for 1976 4th and 6th
- 4/9 T Halvor Hagen from Buffalo for 1977 9th (241)
- 7/17 LB Floyd Rice to Oakland for cash
- 7/20 LB Drew Mahalic to Philadelphia for \$100 cash
- 7/20 DT Kevin Noshusch to SF for 1977 8th
- 7/22 C Mark Markovich to Detroit for G Guy Dennis and 1977 6th (152, Pete Shaw)
- 8/3 P Mitch Hoopes from Dallas for 1977 10th
- 8/10 T Halvor Hagen to New Orleans for 1977 9th (241)
- 8/25 RB Mercury Morris from Miami for 1977 4th (98)
- 8/30 QB Clint Longley and 1977 1st (24, Bob Rush) from Dallas for 1977 1st (14) and 2nd (41)
- 9/6 K Toni Fritsch and 1977 10th from Dallas for 1977 8th (208)
- 9/6 DE Leroy Jones from Washington for 1977 2nd and \$12,500

## 1977

- 3/1 WR Chip Myers from Cincinnati for 1977 11th (292)
- 4/27 DE Art Riley to Philadelphia for \$20,000 (\$7,500 up front and \$12,500 if he's on the Eagles' payroll for 7-or-more games)
- 6/7 QB James Harris from Los Angeles Rams for 1979 4th (99)
- 6/24 S Clarence Duren from St. Louis for 1978 4th (98)
- 7/14 C Ed Flanagan to Los Angeles Rams for 1978 5th (135, John Choma)
- 7/14 Rights to TE Jim Stansik to Miami for 1978 10th (if Stansik makes roster during 1977 season)
- 8/5 QB Neal Jeffrey to Houston for 1979 4th (104, John Floyd)
- 8/11 DB Gregg Butler from Los Angeles Rams for 1978 11
- 8/16 TE Robert Klein from Los Angeles Rams for 1980 2nd (55)

## 1978

- 3/28 RB Lydell Mitchell from Baltimore for 1979 5th (131)
- 4/26 LB Tom Graham to Philadelphia for 1979 10th (265, Tony Petruccio)
- 5/2 LB Jim Laslavic from Detroit for 1978 5th (125) and 6th (155)
- 5/3 WR Larry Dorsey to Kansas City for DE Wilbur Young
- 5/3 1978 8th (222) and 11th (293) to Oakland for 1978 8th (200, Gavin Hedrick) and 9th (248, Blake Whittlech)
- 7/27 Considerations to Philadelphia for T Harvey Goodman
- 7/28 RB Rickey Young to Minnesota for past considerations
- 7/28 G Ed White from Minnesota for past considerations
- 8/4 T Booker Brown to Tampa Bay for 1980 4th (101, Ed Luther)
- 8/6 C Richard Keys to Buffalo for past considerations
- 8/18 QB Bill Munson to Buffalo for 1980 7th (175, Chuck Loewen)

GENERAL INFORMATION	2019 IN REVIEW	TRADE HISTORY	2019 IN REVIEW	DRAFT PICKS & FREE AGENTS	VETERANS	FRONT OFFICE	COMMUNITY
							<p>8/22 FS Glen Edwards from Pittsburgh for 1979 6th (157)</p> <p>8/28 RB Joe Washington and 1979 5th for RB Lydell Mitchell</p> <p>9/25 1980 3rd (83) to St. Louis for right to hire HC Don Coryell</p> <p><b>1979</b></p> <p>4/26 CB Willie Buchanon from G.B. for 1979 7th (184) and 1980 1st (26)</p> <p>5/3 1979 1st (20) and 2nd (47) to Cle. for 1979 1st (13, Kellen Winslow)</p> <p>5/29 RB Mike Thomas from Washington for 1980 5th (139)</p> <p>5/31 RB Charlie White from Tampa Bay for 1980 10th (279)</p> <p>8/10 RB Rickey Anderson to Cle. for 1980 6th (151, LaRue Harrington)</p> <p><b>1980</b></p> <p>3/21 RB John Cappaletti from Los Angeles Rams for 1982 3rd (49)</p> <p>8/15 RB Bo Matthews to N.Y. Giants for 1981 6th (141, Andrew Gissinger)</p> <p>8/27 LB Don Goode to Cleveland for 1981 4th (107, Eric Sievers) and 1983 4th (95, Danny Walters)</p> <p>9/1 QB Cliff Olander to N.Y. Giants for 1981 11th (280, Matt Petzelka)</p> <p>9/1 P Rick Partridge from New Orleans for 1981 8th (215)</p> <p>9/8 WR Ron Smith from Los Angeles Rams for 1983 5th (134)</p> <p>9/29 RB Chuck Muncie from New Orleans for 1981 2nd (51)</p> <p><b>1981</b></p> <p>5/15 DT Wilbur Young to Washington for T Jeff Williams</p> <p>8/10 WR Billy Mullins to Chicago for 1982 12th (if Mullins is active during 1981 season)</p> <p>8/17 WR Stacy Charles to Chicago for considerations</p> <p>8/18 G Dan Audick to San Francisco for 1982 3rd (83)</p> <p>8/25 TE Gregg McCrary to Washington for 1983 11th (308, Tim Spencer)</p> <p>8/31 K Mike Wood to Baltimore for 1983 6th (141, Trumaine Johnson)</p> <p>8/31 P George Roberts from Miami for 1982 6th (161)</p> <p>9/10 RB Amos Lawrence to San Francisco for 1984 4th (107)</p> <p>9/15 DT John Woodcock from Detroit for 1982 12th (326)</p> <p>9/17 WR John Jefferson to Green Bay for 1982 1st (22) and 2nd, 1983 1st (20, Gary Anderson), 2nd in '82, '83 or '84, and WR Audra Thompson</p> <p>9/30 WR Wes Chandler from New Orleans for WR Audra Thompson, 1982 1st (22) (from Green Bay) and San Diego's 1982 3rd (76)</p> <p>10/2 DE Fred Dean to San Francisco for 1983 1st (5, Billy Ray Smith) and 2nd</p> <p>10/8 CB Allan Ellis from Chicago for 1982 5th (134)</p> <p><b>1982</b></p> <p>1/27 LB David Lewis from Tampa Bay for 1982 3rd (83) (from San Francisco) and 1984 4th (107)</p> <p>3/4 RB Ricky Bell from Tampa Bay for 1982 4th (103)</p> <p>3/29 LB Dewey Selmon from Tampa Bay for 1984 4th (89) (from S.F.)</p> <p>4/27 S Tim Fox from N.E. for 1982 2nd (40) (from G.B.) and 1983 3rd (80)</p> <p>5/26 S Bruce Laird from Baltimore for 1983 6th (161)</p> <p>5/28 LB Jeff Siemon from Minnesota for 1983 6th</p> <p>6/8 LB Bob Horn to San Francisco for 1983 8th (202, Earnest Jackson) and 1985 7th (196, Mark Fellows)</p> <p>7/13 S Pete Shaw to NY Giants for 1984 8th (199, Ray Woodard)</p> <p>8/31 T Jeff Williams to Chicago for 1983 12th (314, Billy Blalock)</p> <p><b>1983</b></p> <p>4/20 CB Reuben Henderson from Chi. for 1983 4th (107) and 8th (219)</p> <p>4/22 1983 2nd (49) and 1983 2nd (from San Francisco) to San Francisco for 1983 1st (22, Gill Byrd) (from San Diego)</p> <p>5/3 S Ken Greene from St. Louis for 1984 3rd (62) and 8th ( 201)</p> <p>7/11 C Bob Rush to Kansas City for 1985 3rd (69, John Hendy) and 1986 5th (118, Doug Landry)</p> <p>7/18 CB Jeff Allen to San Francisco for 1984 12th</p> <p>7/27 G Derrel Gofourth from Green Bay for 1984 12th (313)</p> <p>8/13 CB Mike Williams to Buffalo for WR Lou Piccone</p> <p>8/24 WR Roger Carr from Seattle for 1984 5th (125) (from Chicago) and 1985 5th (123)</p> <p><b>1984</b></p> <p>2/13 DE Kenny Neil and DT Abdul Salaam from New York Jets for 1984 2nd (from Green Bay)</p> <p>3/28 DT Louie Kelcher to San Francisco for 1984 8th (219, Bob Craighead), 12th (331, Paine Harper) and 1985 9th (252, Dan Remsberg)</p> <p>3/29 LB Brian Kelley from New York Giants for 1984 10th (257)</p> <p>4/30 RB Jewerl Thomas from Kansas City for 1985 7th (180)</p> <p>5/3 G Walt Downing from San Francisco for 1986 12th</p> <p>5/29 RB James Brooks to Cincinnati for RB Pete Johnson</p> <p>7/24 RB Robert Alexander from Los Angeles Rams for 1985 11th</p> <p>8/10 T Billy Shields and 1985 3rd (66) to Minnesota for S John Turner</p> <p>8/15 P Dave Finzer to Chicago for 1985 12th (329, Bret Pearson)</p> <p>8/20 DE Ken Neil to San Francisco for 1985 5th</p> <p>9/10 RB Chuck Muncie to Miami for 1985 2nd (nullified - DNP physical)</p> <p>9/22 RB Pete Johnson to Miami for 1985 2nd (55, Jeff Dale) and rights to DL Dewey Forte</p> <p>9/29 DT Gary Johnson to San Francisco for 1986 5th (129, Donald Brown) and 11th (298, Drew Smetana)</p>
							<p><b>1985</b></p> <p>3/27 QB Mark Herrmann from Indianapolis for 1986 10th (266)</p> <p>5/20 RB Mark Schellen from San Francisco for 1986 12th</p> <p>7/20 RB Chuck Muncie to Minnesota for 1986 6th</p> <p>8/1 LB Vernon Maxwell from Indianapolis for 1986 5th (126)</p> <p>8/20 P Maury Buford to Chicago for 1986 12th (333, Mike Travis)</p> <p>8/30 CB Mossy Cade to Green Bay for 1986 1st (14) and 1987 5th (115, Nelson Jones)</p> <p>9/2 WR Bobby Duckworth to Los Angeles Rams for 1986 5th (133, Matt Johnson) and T Gary Kowalski</p> <p>9/2 RB Earnest Jackson to Philadelphia for 1986 4th (95, Ty Allert) and 1987 8th (204, Ron Brown)</p> <p><b>1986</b></p> <p>4/29 1986 1st (14) and 2nd (44) (from Green Bay) to Minnesota for 1986 1st (8, Leslie O'Neal) and 3rd (67, Terry Unrein)</p> <p>5/13 WR Jesse Bendross to Tampa Bay for 1987 12th</p> <p>5/21 RB Mark Schellen to Houston for 1987 12th</p> <p>7/25 LB Thomas Benson from Atlanta for 1987 6th</p> <p>8/14 QB Ed Luther to Atlanta for LB Ronnie Washington and 1987 6th</p> <p>8/20 LB Andy Hawkins from Tampa Bay for 1987 6th (143)</p> <p>9/29 FS Vencie Glenn from New England for 1987 5th (116)</p> <p><b>1987</b></p> <p>4/27 WR Tim Smith from Houston for 1988 12th</p> <p>4/28 LB Chip Banks and 1987 1st (24, Rod Bernstine) and 2nd (53, Louis Brock) from Cleveland for 1987 1st (5) and 2nd (32)</p> <p>6/12 RB Buford Mcgee, 1988 2nd (45) and 1989 6th (148) to Los Angeles Rams for RB Barry Redden</p> <p>7/22 LB Tim Lucas from St. Louis for 1988 11th</p> <p>8/21 WR Bobby Johnson from New York Giants for 1988 10th (256)</p> <p>8/27 CB Wayne Davis to Buffalo for SS Martin Bayless</p> <p>9/1 WR Trumaine Johnson and 1988 7th (184) to Buffalo for LB David Brandon and 1988 4th (93, Stacy Searels)</p> <p>9/2 K Rolf Benirschke to Dallas for 1989 12th</p> <p>9/9 G-T Jeff Walker to Los Angeles Rams for 1988 11th (285, Ed Miller)</p> <p>10/13 LB James Johnson from San Francisco for past considerations</p> <p><b>1988</b></p> <p>3/25 T Emil Slovacek to Denver for past considerations</p> <p>4/13 QB Mark Malone from Pittsburgh for 1988 8th (211)</p> <p>4/24 TE Pete Holohan to L.A. Rams for 1988 4th (91, Joe Campbell)</p> <p>4/24 1988 3rd (72) and 5th (125) to Hou. for 1988 3rd (60, Quinn Early)</p> <p>4/26 QB Mark Herrmann to Indianapolis for 1989 11th</p> <p>DT Blaise Winter to Green Bay for past considerations</p> <p>6/2 WR Wes Chandler to San Francisco for C Fred Quillian - Chargers received 1989 7th (195, Terence Jones) and 1990 7th (193, Keith Collins) when Quillian did not report</p> <p>6/29 Selection rights to WR Brian Bedford from Dallas for 1989 9th</p> <p>7/8 S Leonard Coleman from Indianapolis for 1990 12th (311)</p> <p>8/1 T Jim Lachey to L.A. Raiders for T John Clay, 1989 3rd and 1990 4th</p> <p>8/4 G-T Curtis Rouse to Atlanta for past considerations</p> <p>8/22 LB Thomas Benson to N.E. for 1989 7th (183, Marion Butts)</p> <p>10/11 RB Napoleon McCallum from Los Angeles Raiders for 1990 4th (89)</p> <p><b>1989</b></p> <p>4/11 1989 3rd and 1990 4th to Los Angeles Raiders (past considerations)</p> <p>4/23 1989 3rd (64), 4th (93) and 7th (175) to New York Giants for 1989 2nd (51, Billy Joe Tolliver)</p> <p>4/24 1989 12th (316) to Washington for 1990 12th (326, Elliot Searcy)</p> <p>8/18 QB Jim McMahon from Chicago for 1990 2nd (33)</p> <p>8/30 P Ralf Mojsiejenko to Washington for 1990 7th (187, Nate Lewis)</p> <p>9/4 RB Barry Redden to Cleveland for 1990 7th (185, Joe Staysniak)</p> <p>10/17 LB Chip Banks to Indianapolis for 1990 3rd (67, Walter Wilson)</p> <p>10/17 RB Darrin Nelson from Dallas for 1990 5th (116)</p> <p><b>1990</b></p> <p>4/21 RB Gary Anderson to Tampa Bay for 1990 3rd (57, Jeff Mills) and 1991 2nd (39, Eric Bieniemy)</p> <p>4/22 1991 3rd to Dal. for 1990 6th (138, John Friesz), N.E.'s 1990 6th (163, Derrick Walker) and N.Y. Giants' 1990 6th (143, Frank Cornish)</p> <p>4/27 RB Napoleon McCallum to Los Angeles Raiders for 1991 11th</p> <p>5/4 WR Jamie Holland to L.A. Raiders for 1991 7th (192, Terry Beauford)</p> <p>8/28 P Keith English to L.A. Rams for 1991 10th (254, Roland Poles)</p> <p>8/29 G Mike Zandofsky from Phoenix for 1991 9th</p> <p><b>1991</b></p> <p>4/21 1992 1st (5) to Washington for 1991 2nd (47, Eric Moten) and 1992 5th (140, Eric Jonassen)</p> <p>4/22 1991 11th (from Los Angeles Raiders) and 1992 4th (90) to New England for 1991 5th (127, Floyd Fields)</p> <p>8/23 DE Lee Williams to Houston for 1992 1st (23, Chris Mims) and WR Shawn Jefferson</p> <p>8/28 QB Billy Joe Tolliver to Atlanta for 1992 5th (131, Kevin Little)</p>

**1992**

- 8/13 QB Stan Humphries from Washington for 1993 4th  
8/26 LB Kevin Murphy from Tampa Bay for 1993 8th

**1993**

- 4/15 T Leo Goas to Los Angeles Rams for 1993 4th  
4/25 1993 2nd (48) and 1994 1st (15) to San Francisco for 1993 2nd (41, Natrone Means), 3rd (82), 4th (110) and 5th (138)  
4/25 T Broderick Thompson to Philadelphia for 1993 4th (104)  
4/25 1993 3rd (82) (from San Francisco) and 1993 4th (104) (from Philadelphia) to Tampa Bay for 1993 3rd (64, Joe Cocozzo)  
4/25 1993 4th (110) (from San Francisco) and 5th (138) (from San Francisco) to New England for 1993 4th (99, Lew Bush) (from Green Bay)  
4/26 1994 6th (175) to San Francisco for 1993 8th (222, Trent Green)

**1994**

- 3/4 CB Donald Frank to Cleveland for 1995 6th (197, Craig Whelihan)  
3/18 WR Nate Lewis to L.A. Rams for 1995 6th (177, Troy Sienkiewicz)  
3/24 1994 4th (107) to Arizona through Miami for WR Tony Martin  
4/7 DE Burt Grossman to Phi. for 1995 6th (183, Brandon Harrison)  
4/11 CB Marquez Pope to L.A. Rams for 1995 4th (104, Aaron Hayden)  
4/25 RB Marion Butts and 1994 3rd (78) to New England for 1994 3rd (70, Andre Coleman) and 5th (137, Aaron Laing)  
4/25 1995 4th (126) to Seattle for 1994 5th (150, Darren Krein)

**1995**

- 4/22 1995 1st (29) to Carolina for 1995 2nd (34, Terrance Shaw), 3rd (98, Preston Harrison) and 4th (100, Chris Cowart)  
4/22 1996 1st (21) to Detroit for 1995 2nd (51, Terrell Fletcher)

**1996**

- 4/20 1997 1st (16) to Tampa Bay for 1996 2nd (41, Bryan Till)  
4/21 1997 5th (146) to Pittsburgh for 1996 6th (192, Bryan Stoltzberg)

**1997**

- 4/20 1997 7th (215) and 1998 4th (95) to St. Louis for 1997 5th (138, Kenny Bynum)  
4/20 1998 3rd (65) to Pittsburgh for 1997 5th (146, Paul Bradford) and 7th (218, Toran James)  
7/2 1999 7th (214) to Pittsburgh for RB Eric Pegram

**1998**

- 3/12 1998 1st (3) and 2nd (32), 1999 1st (8), WR Eric Metcalf and LB Patrick Sapp to Arizona for 1998 1st (2, Ryan Leaf)  
4/18 2000 1st (13) to Tampa Bay for 1998 2nd (59, Mikhael Ricks)  
6/3 WR Tony Martin to Atlanta for 1999 2nd (60, Jermaine Fazande)  
6/8 DT Shawn Lee to Chicago for 1999 5th (141, Reginald Nelson)

**1999**

- 3/22 QB Jim Harbaugh from Baltimore for 2000 5th (148)  
8/9 TE John Burke from New York Jets for 2001 conditional 7th

**2000**

- 4/16 2001 3rd (63) to Philadelphia for 2000 4th (111, Trevor Gaylor)  
8/22 WR Nate Jacquet from Miami for 2001 6th (164)

**2001**

- 4/20 2001 1st (1) to Atlanta for 2001 1st (5, LaDainian Tomlinson) and 3rd (67, Tay Cody), 2002 2nd (48, Reche Caldwell) and WR Tim Dwight  
4/22 2001 4th (96) to New England for 2001 4th (112, Carlos Polk) and 5th (139, Zeke Moreno)

**2002**

- 8/31 TE Steve Heiden to Cleveland for 2003 7th  
9/1 WR Trevor Gaylor to Atlanta for 2004 7th (209, Shane Olivea)  
10/12 G Kelvin Garmon from Dallas for 2003 7th (from Cleveland)

**2003**

- 4/16 LB Junior Seau to Miami for 2004 5th (154, Michael Turner)  
4/26 2003 1st (15) to Philadelphia for 2003 1st (30, Sammy Davis) and 2nd (62, Terrence Kiel)

**2004**

- 3/15 WR David Boston to Miami for 2005 6th (177, Wes Sims) and CB Jamar Fletcher  
4/24 QB Eli Manning to New York Giants for QB Philip Rivers, 2004 3rd (65, Nate Kaeding), 2005 1st (12, Shawne Merriman) and 5th (144)  
6/9 T Roman Oben from Tampa Bay for 2005 5th (144) (from N.Y. Giants)  
10/19 WR Keenan McCardell from T.B. for 2005 3rd (91) and 6th (203)

**2005**

- 10/18 QB Cleo Lemon to Mia. for 2006 6th (188, Kurt Smith) and QB A.J. Feeley  
10/18 G Toniou Fonoti to Minnesota for 2006 7th (227, Jimmy Martin)

**2006**

- 4/13 CB Sammy Davis to San Francisco for WR Rashawn Woods  
4/30 2006 4th (113) to St. Louis for TE Brandon Manumaleuna  
9/19 2007 6th (204) to Tennessee for QB Billy Volek

**2007**

- 4/28 2007 2nd (62), 3rd (93), 5th (167) and 2008 3rd to Chicago for 2007 2nd (37, Eric Weddle)  
10/16 WR Chris Chambers from Miami for 2008 2nd (57)

**2008**

- 4/27 2008 5th (160) and 2009 2nd (47) to New England for 2008 3rd (69, Jacob Hester)

**2009**

- 8/31 2010 6th (197) to Houston for DT Travis Johnson

**2010**

- 3/5 CB Antonio Cromartie to N.Y. Jets for 2011 2nd (61, Jonas Mouton)  
3/18 QB Charlie Whitehurst and 2010 2nd (60) to Seattle for 2010 2nd (40) and 2011 3rd (89, Shareece Wright)  
4/22 2010 1st (28), 2nd (40) (from Seattle), 4th (126) and LB Tim Dobbins to Miami for 2010 1st (12, Ryan Mathews), 4th (110, Darrell Stuckey) and 6th (173)  
4/23 2010 3rd (91), 6th (173) (from Miami) and 2011 4th (115) to San Francisco for 2010 3rd (79, Donald Butler)  
4/24 2010 5th (159) and 2011 5th (149) to Philadelphia for 2010 5th (146, Cam Thomas)  
9/3 WR Patrick Crayton from Dallas for 2011 7th (220)

**2011**

- No trades were made

**2012**

- 4/27 2012 3rd (78) and 6th (183) to Mia. for 2012 3rd (73, Brandon Taylor)

**2013**

- 4/25 2013 2nd (45) and 4th (110) to Ari. for 2013 2nd (38, Manti Te'o)  
9/1 2015 Conditional 7th (TBD) to Dallas for DT Sean Lissimore

**2014**

- 5/9 2014 2nd (57) and 4th (125) to Miami for 2014 2nd (50, Jeremiah Attaochu)

**2015**

- 4/30 2015 1st (17) and 4th (117), and 2016 5th (142) to San Francisco for 2015 1st (15, Melvin Gordon)  
9/5 G-T Jeremiah Sirles to Minnesota for 2016 6th (198, Derek Watt)

**2016**

- No trades were made

**2017**

- 7/26 2019 Conditional 7th to Buffalo for QB Cardale Jones  
10/25 WR Dontrelle Inman to Chicago for 2018 Conditional Pick (Conditions not met)

**2018**

- No trades were made

**2019**

- No trades were made

**2020**

- 3/18 T Russell Okung to Carolina for G Trai Turner  
4/27 2020 2nd (37) and 3rd (71) to New England for 2020 1st (23, LB Kenneth Murray Jr.)

# CHARGERS *UNIFORM* HISTORY

1960



1961



1964



1966



1967



1968



1972



1973



1974



1979



1985



1986



1988



1990





1992



2000



2007



2009



2012



2013



2016



2019




# 2020 UNIFORMS



Pants can be interchangeable with jerseys

## HEAD COACHES



**Sid Gillman**  
1960-69, '71  
Reg. 86-53-6 (.614)  
Post. 1-4-0 (.200)



**Charlie Waller**  
1969-1970  
Reg. 9-7-3 (.553)



**Harland Svare**  
1971-73  
Reg. 7-17-2 (.308)



**Ron Waller**  
1973  
Reg. 1-5-0 (.167)



**Tommy Prothro**  
1974-78  
Reg. 21-39-0 (.350)



**Don Coryell**  
1978-1986  
Reg. 69-56-0 (.552)  
Post. 3-4-0 (.429)



**Al Saunders**  
1986-88  
Reg. 17-22-0 (.436)



**Dan Henning**  
1989-1991  
Reg. 16-32-0 (.333)



**Bobby Ross**  
1992-96  
Reg. 47-33-0 (.588)  
Post. 3-3-0 (.500)



**Kevin Gilbride**  
1997-98  
Reg. 6-16-0 (.273)



**June Jones**  
1998  
Reg. 3-7-0 (.300)



**Mike Riley**  
1999-2001  
Reg. 14-34-0 (.292)



**Marty Schottenheimer**  
2002-06  
Reg. 47-33, (.588)  
Post. 0-2-0 (.000)



**Norv Turner**  
2007-12  
Reg. 56-40 (.583)  
Post. 3-3 (.500)



**Mike McCoy**  
2013-16  
Reg. 27-37 (.422)  
Post. 1-1 (.500)



**Anthony Lynn**  
2017-pres.  
Reg. 26-22 (.542)  
Post. 1-1 (.500)

# ASSISTANT COACHES

Adolph, Dave	1985, 95-96	Jackson, Bobby	1987-91	Sanford, Mike	1999-01
Alexander, DelVaughn	1999-00	Johnson, Don	2009-15	Saunders, Al	1983-86
Amstarger, Bill	1992-94, 02	Johnson, Mike	2000-01	Scherer, Rip	2018-current
Aukerman, Craig	2013-16	Johnston, Harry	1966-67	Schiotz, Matt	2002-06
Babich, Bob	2016	Johnston, Kent	2013-16	Schnelker, Bob	1972-73
Baker, Brian	1996	Joiner, Charlie	1987-91, 2008-12	Schottenheimer, Brian	2002-05
Banker, Mark	1999-01	Jones, June	1998	Sevier, Wayne	1979-80, 1987-88, 1998
Barone, Clancy	2007-08	King, Bobby	2014-16	Shamash, Dan	2017-current
Barry, Joe	2012-14	Lempa, Kevin	1997-99	Shaw, Willie	1994
Bass, Tom	1964-67, 82-85	Levy, Dave	1980-88	Shelmon, Clarence	2002-11
Bauer, Hank	1983-86	Lindsey, Dale	1992-96, 2002-03	Sheppard, Mike	1997-98
Beightolt, Larry	1989	Lofton, James	2002-07	Shively, Doug	1984
Bengtson, Phil	1971	Lundy, Lamar	1971	Shula, Chris	2015-16
Bisaccia, Rich	2011-12	Lyle, Rick	2013-16	Simon, Matt	2007
Braden, Marv	1981-85	Lynch, Addison	2018-current	Simpson, Jackie	1967-71, 1974-80
Bradley, Bill	2007-08	Lynn, D'Anton	2017	Sirianni, Nick	2013-17
Bradley, Gus	2017-current	Lynn, Ron	1986-91	Slater, Birt	1981-83
Brewster, Tim	2002-04	Maddernott, Bill	1997-98	Smith, Giff	2016-current
Brown, Greg	1995-96	Madden, Joe	1989	Smith, Jerry	1977-83
Bugel, Joe	1998-01	Madro, Joe	1960-71	Smith, Richard	2017-current
Burns, Keith	2018-current	Manusky, Greg	2002-06, 11	Spencer, Kevin	2013-15
Cameron, Cam	2002-06	Mauck, Carl	1992-95, 2005	Steichen, Shane	2014-current
Caminitti, Chris	2019-current	McClave, Andrew	2000-01	Stephens, Vernon	2007-12
Campen, James	2020	McDaniel, LeCharls	1990-91	Stewart, Brian	2004-06
Carmichael, Pete	2002-05	McDonald, Tevin	2020	Stewart, George	2017-current
Cavanaugh, Mike	1997-98	McGeoghan, Phil	2018-current	Storer, Byron	2012-13
Chryst, Geep	1999-00	McKittrick, Bobb	1974-78	Sullivan, Jerry	1992-96
Chryst, Paul	1999-01	McNulty, John	2016-17	Sullivan, Mike	2009-12
Chudzinski, Rob	2005-06, 09-10	Meeks, Ron	2012	Taylor, Bones	1963
Clausen, Chuck	1991	Metzelaars, Pete	2014-15	Theder, Roger	1987
Clegg, James	2017	Meyer, Pat	2017-2019	Thomas, Johnny	1998-99
Cochran, Red	1970	Michael, Jason	2011-13	Tollner, Ted	1989-91
Coley, Max	1977	Milus, Ron	2013-current	Turner, Norv	2001
Cottrell, Ted	2007-08	Milun, Ryan	2019-current	Tyne, Phil	1978-88
Coury, Dick	1975	Misciagna, John	1992-96	Vechiarella, Jim	1997-01
Croom, Sylvester	1992-96	Mora, Jr./Jim	1986-91	Wagstaff, Jim	1981-85
Crosby, Steve	2002-10	Mudd, Howard	1974-76	Walsh, Bill	1976
Crow, John	1974-75	Murphy, Dennis	1994-96	Wampfler, Jerry	1988
Cunningham, Gunther	1985-90	Nicolaou, Nick	1997-98	Weaver, Larrye	1977-82
D'Alessandris, Joe	2013-15	Nolan, Mike	2015	Weber, Chuck	1968-69, 1982-85
Davidson, Jeff	2016	Noll, Chuck	1960-65	Whisenhunt, Ken	2013, 2016-2019
Davis, Al	1960-62	Novak, Frank	1997-98	White, Ed	1986-87, 1989-91
Dees, Andrew	2013-15	Nunnely, Wayne	1997-08	Wilks, Steven	2009-11
DeGuglielmo, Dave	2016	O'Leary, George	1992-93	Williams, Greg	2009-15
DeLeon, George	1997	Pagano, John	2002-16	Williams, Marquice	2016-2019
Diaz-Infante, David	2020	Painter, Dwain	1994-96	Wilson, Ollie	1997-01, 2008-16
Dickenson, Craig	2000-01	Pardee, Jack	1981	Wood, Willie	1972-74
Dishman, Cris	2009-12	Pascale, Joe	1997-02	Wuehrmann, John	2003-06
Dixon, Tyrone	1997	Pasquale, Larry	1990-91	Yowarsky, Walt	1972-73
Dunn, John	1990-96	Perkins, Ray	1978	Zampese, Ernie	1976, 1979-86
Durden, Earnel	1974-86	Perry, Rod	1997-01		
Dickson, George	1972-75	Phillips, Bum	1967-71		
Fairchild, Steve	2012	Phillips, Jim	1968-71		
Falks, Frank	1994-96	Phillips, Wade	2004-06		
Faulkner, Jack	1961-62	Polk, Carlos	2010-12		
Feldman, Rudy	1974-77	Priester, Chuck	1992-96		
Fox, John	1992-93	Ramsdell, John	2006-12		
Friedgen, Ralph	1992-96	Read, Bruce	1999-01		
Gera, Steve	2010-12	Redding, Dave	2002-06		
Gibbs, Alex	1990-91	Redman, Rick	1972-73		
Gibbs, Joe	1979-80	Rees, Tommy	2016		
Glover, La Roi	2019-current	Reich, Frank	2013-15		
Graves, Fred	2013-15	Reilly, Jack	1990-92		
Gregg, Forrest	1972-73	Rhyme, Jerry	1988		
Grimm, Chad	2013-14	Ridgley, Mark	2014-current		
Hackett, Walt	1962-66	Rivera, Ron	2007-10		
Haluchak, Mike	1986-91	Roberts, Alfredo	2017-current		
Hamilton, Pep	2020	Ross, Kevin	2007-08		
Hanifan, Jim	1979	Ryan, Seth	2018-current		
Harris, Chris	2016-2019				
Hastings, John	1997-01				
Henderson, Eric	2017-18				
Henry, John "Jack"	1996, 2006-08				
Herring, Hal	1970				
Hodgson, Pat	1978				
Holmes, Jerry	2002-03				
Houck, Hudson	2002-04				
Hunter, Hal	2006-12				
Hurd, Jeff	2007-12				

COMMUNITY

FRONT OFFICE

VETERANS

DRAFT PICKS  
& FREE AGENTS

2019 IN  
REVIEW

ASSISTANT  
COACHES

GENERAL  
INFORMATION

## ALL-TIME ALPHABETICAL ROSTER

<b>A</b>		
Abbott, Vince, K, Cal State Fullerton	1987-88	Bennett, Michael, RB, Wisconsin
Ackerman, Richard, DE, Memphis	1982-84	Bennett, Monte, DE, Kansas State
Adams, Curtis, RB, Central Michigan	1985-88	Bennett, Roy, CB, Jackson State
Addae, Jahleel, S, Central Michigan	2013-18	Benson, Mitchell, DT, Texas Christian
Adlerley, Nasir, S, Delaware	2019	Benson, Thomas, LB, Oklahoma
Agajanian, Ben, K, New Mexico	1960-61, '64	Bernstein, Rod, RB/TE, Texas A&M
Aiu, Charles, G, Hawaii	1976-78	Berry, Ed, CB, Utah State
Ajrotutu, Seyi, WR, Fresno State	2010, '12-14	Berti, Tony, T, Colorado
Akin, Harold, T, Oklahoma State	1967-68	Bethune, Bob, S, Mississippi State
Albright, Ethan, LS, North Carolina	2010	Bienemy, Eric, RB, Colorado
Aldridge, Lionel, DE, Utah State	1972-73	Bigby, Atari, S, Central Florida
Ale, Arnold, LB, UCLA	1996	Billingsley, Ron, DT, Wyoming
Alexander, Danario, WR, Missouri	2012	Bingham, Craig, OLB, Syracuse
Alexander, Stephen, TE, Oklahoma	2002-03	Bingham, Ryan, DT, Nebraska
Allen, Anthony, WR, Washington	1989	Binn, David, LS, California
Allen, Chuck, LB, Washington	1961-69	Bird, Ron, LB, Texas Tech
Allen, Jeff, CB, California - Davis	1982	Bird, Steve, WR, Eastern Kentucky
Allen, Keenan, WR, California	2013-19	Blair, George, K, Mississippi
Allert, Ty, ILB, Texas	1986-87	Blaylock, Tony, CB, Winston-Salem
Allison, Jim, RB, San Diego State	1965-68	Boatwright, Bon, DT, Oklahoma State
Alwors, Lance, FL, Arkansas	1962-70	Bobo, Hubert, LB, Ohio State
Anderson, Anthony, S, Grambling	1987	Bogle, Phil, G, New Haven
Anderson, Gary, RB, Arkansas	1985-88	Bonner, Glen, RB, Washington
Anderson, Ralph, TE, Cal State - Los Angeles	1960	Boone, Alfonso, DE, Mt. San Antonio
Anderson, Ripkey, RB, South Carolina State	1978	Bordelon, Ben, G, Louisiana State
Anderson, Stephen, TE, California	2019	Bosa, Joey, DE, Ohio State
Andrews, Billy, LB, SE Louisiana	1975	Boston, David, WR, Ohio State
Andrews, John, TE, Indiana	1972	Boston, Tre, S, North Carolina
Anno, Sam, LB, Southern California	1992-93	Botchan, Ron, LB, Occidental
Anthony, Charles, LB, Southern California	1974	Bowie, Kevin, RB, Mississippi State
Appleton, Scott, DT, Texas	1967-68	Boyko, Brett, G, Nevada - Las Vegas
Applewhite, Antwan, LB, San Diego State	2008-10	Bradford, Paul, CB, Portland State
Archer, David, OLB, Iowa State	1989	Bradley, Carlos, LB, Wake Forest
Atkins, Dave, RB, Texas - El Paso	1975	Bradley, Chuck, TE, Oregon
Attaochu, Jerry, OLB, Georgia Tech	2014-17	Bradley, Freddie, RB, Sonoma State
Audick, Dan, T, Hawaii	1978-80	Brady, Jeff, LB, Kentucky
<b>B</b>		Brandon, David, OLB, Memphis
Babich, Bob, LB, Miami (Oh.)	1970-72	Brandt, David, C, Michigan
Baccaglio, Martin, DE, San Jose State	1968	Braxton, Hezekiah, RB, Virginia Union
Bacon, Coy, DE, Jackson State	1973-75	Brazley, Carl, DB, Western Kentucky
Badgley, Michael, K, Miami	2018-19	Breaux, Don, QB, McNeese State
Bahr, Chris, K, Penn State	1989	Breedlove, Kevin, G, Georgia
Baker, John, LB, Mississippi State	1967	Brees, Drew, QB, Purdue
Baker, Melvin, WR, Texas Southern	1975	Brennan, Brian, WR, Boston College
Baker, Tony, RB, Iowa State	1975	Brew, Dorian, CB, Kansas
Baldwin, Keith, DE, Texas A&M	1987-88	Briggs, Bob, DE, Heidelberg
Ball, Dave, DE, UCLA	2004-05	Briz, Derrick, G, Oregon State
Ball, Jason, C, New Hampshire	2002-04	Brinkley, Curtis, RB, Syracuse
Banks, Chip, OLB, Southern California	1987	Brinson, Dana, RB, Nebraska
Banks, Gary, WR, Troy	2010	Briscoe, Marlin, WR, Nebraska - Omaha
Barksdale, Joe, T, Louisiana State	2015-18	Brittenuum, Jon, QB, Arkansas
Barnes, Ernie, G, North Carolina Central	1961-62	Brock, Lou, CB, Southern California
Barnes, Johnnie, WR, Hampton	1992-94	Brock, Stan, T, Colorado
Barnes, Antwan, OLB, FIU	2010-12	Brooks, Billy, WR, Oklahoma
Barnes, Lawrence, RB, Tennessee State	1977-78	Brooks, James, RB, Auburn
Barnes, Pete, LB, Southern University	1969-72	Brooks, Michael, FS, North Carolina State
Barrie, Sebastian, DT, Liberty	1995	Broughton, Cortez, DT, Cincinnati
Barry, Al, G, Southern California	1960	Brown, Bob, DT, Arkansas - Pine Bluff
Barry, Reggie, S, Long Beach State	1972-74	Brown, Booker, T, Southern California
Basavage, Al, G, Southern California	1960	Brown, Don, DT, Santa Clara
Batteaux, Patrick, WR, Texas Christian	2001	Brown, Donald, CB, Maryland
Battle, Jackie, RB, Houston	2012	Brown, Donald, RB, Connecticut
Battle, Tra, S, Georgia	2008	Brown, Everette, LB, Florida State
Bauer, Hank, RB, Cal Lutheran	1977-82	Brown, Fakhir, CB, Grambling
Baxter, Colin, C, Arizona	2011-12	Brown, Gary, RB, Penn State
Bayless, Martin, S, Bowling Green	1987-91	Brown, Jarvis, ILB, Akron
Baylor, Raymond, DE, Texas Southern	1974	Brown, Katis, K, Nebraska
Beauchamp, Joe, CB, Iowa State	1966-75	Brown, Richard, LB, San Diego State
Beaudoin, Doug, S, Minnesota	1981	Brown, Ronnie, RB, Auburn
Beckett, Rogers, S, Marshall	2000-02	Brown, Vincent, WR, San Diego St.
Beckwith, Darry, LB, Louisiana State	2010	Brown, Wilbert, G, Houston
Becton, Nick, T, Virginia Tech	2013	Browner, Keith, OLB, Southern California
Beirne, Jim, WR, Purdue	1973-74	Bruckman, Charlie, LB, Pittsburgh
Bell, Eddie, WR, Idaho State	1976	Bruggers, Bob, LB, Minnesota
Bell, Ricky, RB, Southern California	1982	Byrne, Jake, TE, Wisconsin
Belotti, George, G, Southern California	1961	Buchanon, Willie, CB, San Diego State
Bendross, Jesse, WR, Alabama	1984-85, '87	Buford, Maury, P, Texas Tech
Benirschke, Rolf, K, California - Davis	1977-86	Buncom, Frank, LB, Southern California
Benjamin, Travis, WR/KR, Miami (Fla.)	2016-19	Burgess, James, LB, Miami (Fla.)
Bennett, Darren, P, No College	1995-03	Burke, John, TE, Virginia Tech
Bennett, Fred, CB, South Carolina	2010	Burnett, Kevin, OLB, Tennessee
		Burns, Leon, RB, Long Beach State
		Burse, Isaiah, WR/KR, Fresno State
		Burton, Larry, WR, Purdue
		Burwell, Tyreek, T, Cincinnati
		Bush, Lew, LB, Washington State
		Busick, Steve, LB, Southern California
		Butler, Crezdon, CB, Clemson
		Butler, Donald, ILB, Washington
		Butler, Jeremy, WR, Tennessee - Martin
		Butler, Robb, S, Robert Morris
		Butts, Marion, RB, Florida State
		Byers, Scott, S, Long Beach State
		Bynum, Kenny, RB, South Carolina State
		Byrd, Gill, CB, San Jose State
<b>C</b>		
Caffey, Lee Roy, LB, Texas A&M	1972	
Caldwell, Reche, WR, Florida	2002-05	
Camiliano, Greg, WR, Stanford	2006	
Campbell, Jim, LB, West Texas A&M	1969	
Campbell, Joe, OLB, New Mexico State	1988-89	
Capelletto, John, FB, Penn State	1980-83	
Caravello, Joe, HB, Tulane	1989-90	
Carney, John, K, Notre Dame	1990-00	
Carolan, Reggie, TE, Idaho	1962-63	
Carpenter, Ron, LB, Texas A&M	1964-65	
Carr, Chris, CB/KR, Boise State	2012	
Carr, Levert, T, North Central Illinois	1969	
Carr, Roger, WR, Louisiana Tech	1983	
Carrethers, Ryan, NT, Arkansas State	2014-16	
Carrington, Darren, S, Northern Arizona	1991-94	
Carson, Kern, HB, San Diego State	1965	
Carson, Leonardo, DT, Auburn	2001-03	
Carswell, Robert, S, Clemson	2001-02	
Carter, Mike, WR, Cal State - Sacramento	1972	
Carter, Tyrone, S, Minnesota	2010	
Carter, Virgil, OLB, Brigham Young	1975	
Cason, Antoine, CB, Arizona	2008-12	
Castille, Simeon, CB, Alabama	2009	
Castillo, Luis, DE, Northwestern	2005-11	
Castle, Eric, FS, Oregon	1993-96	
Cattouse, Sean, S, California	2012	
Cesaire, Jacques, DE, Southern Conn. St.	2003-11	
Chambers, Chris, WR, Wisconsin	2007-09	
Chancey, Robert, RB, No College	1997, '00	
Chandler, Scott, TE, Iowa	2007	
Chandler, Wes, WR, Florida	1981-87	
Charles, Mike, NT, Syracuse	1987-89	
Chatman, Jesse, RB, Eastern Washington	2002-04	
Chickillo, Tony, NT, Miami (Fla.)	1984-85	
Chorovich, Dick, DT, Miami (Oh.)	1960	
Christie, Steve, K, William & Mary	2001-03	
Claiborne, Robert, WR, San Diego State	1992	
Clapham, Sam, T, Oklahoma	1981-87	
Clark, Corey, T, Texas A&M	2009	
Clark, Greg, LB, Arizona State	1991	
Clark, Howard, TE, Tenn - Chattanooga	1960-61	
Clark, Wayne, QB, US International	1970-73	
Clark, Willie, CB, Notre Dame	1994-96, '98	
Clary, Jeromey, T, Kansas State	2007-13	
Clatterback, Bobby, QB, Houston	1960	
Clay, John, T, Missouri	1988	
Clayton, Carey, C, Texas - El Paso	2001	
Clemens, Kellen, OLB, Oregon	2014-17	
Cleveland, Asante, TE, Miami (Fla.)	2016	
Cline, Doug, LB, Clemson	1966	
Coan, Bert, RB, Kansas	1962	
Cocozzo, Joe, G, Michigan	1993-97	
Cody, Tay, CB, Florida State	2001-03	
Colbert, Lewis, P, Auburn	1989	
Colbert, Danny, CB, Tulsa	1974-76	
Cole, Fred, G, Maryland	1960	
Coleman, Andre, DE, Albany	2009	
Coleman, Andre, WR/KR, Kansas State	1994-96	
Coleman, Ben, T, Wake Forest	2000	
Coleman, Leonard, S, Vanderbilt	1988-89	
Coleman, Marco, DE, Georgia Tech	1996-98	
Collins, Jim, ILB, Syracuse	1989	
Conner, Kavell, ILB, Clemson	2014-15	
Conway, Curtis, WR, Southern California	2000-02	
Coons, Travis, K, Washington	2017	
Cooper, Stephen, LB, Maine	2003-11	
Cordill, Ollie, WR, Memphis	1967	
Corley, Anthony, RB, Nevada	1985	

Cornish, Frank, C, UCLA ..... 1990-91  
 Costa, Dave, DT, Utah ..... 1972-73  
 Cotton, Craig, TE, Youngstown State ..... 1975  
 Cox, Arthur, TE, Texas Southern ..... 1988-91  
 Cox, Derek, CB, William & Mary ..... 2013  
 Craver, Aaron, RB, Fresno State ..... 1997  
 Crayton, Patrick, WR, NW Oklahoma St. .... 2010-11  
 Crew, Terry, LB, Western Michigan ..... 1993  
 Crittenden, Ray, WR, Virginia Tech ..... 1997  
 Cromartie, Antonio, CB, Florida State ..... 2006-09  
 Croudip, David, CB, San Diego State ..... 1985  
 Culkin, Sean, TE, Missouri ..... 2017-19  
 Culver, Rodney, RB, Notre Dame ..... 1994-95  
 Cumberland, Jeff, TE, Illinois ..... 2017  
 Cummings, Joe, LB, Wyoming ..... 1996  
 Curran, Pat, TE, Lakeland ..... 1975-78  
 Curry, Markus, CB, Michigan ..... 2006

**D**

Dale, Jeff, S, Louisiana State ..... 1985-86, '88  
 Dallafior, Ken, G, Minnesota ..... 1985-88  
 Daniels, Matt, S, Duke ..... 2015  
 Darden, Tony, CB, Texas Tech ..... 2000  
 Davis, Brian, CB, Nebraska ..... 1993  
 Davis, Bruce, WR, Baylor ..... 1987  
 Davis, Buster, WR, Louisiana State ..... 2007-10  
 Davis, Chris, CB, Auburn ..... 2014  
 Davis, Jeremy, WR, Connecticut ..... 2016-19  
 Davis, Greg, C, Citadel ..... 1997  
 Davis, Harrison, WR, Virginia ..... 1974  
 Davis, Isaac, G, Arkansas ..... 1994-97  
 Davis, Michael, CB, Brigham Young ..... 2017-19  
 Davis, Mike, SS, Colorado ..... 1987  
 Davis, Reggie, TE, Washington ..... 1999-00  
 Davis, Reuben, DT, North Carolina ..... 1994-96  
 Davis, Sammy, CB, Texas A&M ..... 2003-05  
 Davis Sr., Thomas, LB, Georgia ..... 2019  
 Davis, Wayne, CB, Indiana State ..... 1985-86  
 Davis, Wendell, TE, Temple ..... 1998  
 Day, Tom, DT, North Carolina A&T ..... 1967  
 Dean, Fred, DE, Louisiana Tech ..... 1975-81  
 Degen, Dick, LB, Long Beach State ..... 1965-66  
 DeJurnett, Charles, DT, San Jose State ..... 1976-80  
 DeLine, Steve, K, Colorado State ..... 1988  
 DeLuca, Steve, DT, Tennessee ..... 1965-71  
 DeLuca, Sam, G, South Carolina ..... 1960-61, '63  
 Demaree, Chris, DE, Kentucky ..... 2002  
 Dennis, A, G, Grambling ..... 1973  
 Dennis, Mike, CB, Wyoming ..... 1984  
 Denton, Tim, CB, Sam Houston State ..... 2000  
 Desir, Pierre, CB, Lindenwood ..... 2016  
 Detwiler, Chuck, S, Utah State ..... 1970-72  
 Diaz-Infante, David, G, San Jose State ..... 1987  
 Dicus, Chuck, WR, Arkansas ..... 1971-72  
 Dielman, Kris, G, Indiana ..... 2003-11  
 Diggs, Na'Il, LB, Ohio State ..... 2011  
 DiGiacomo, Curt, G, Arizona ..... 1986  
 Dimry, Charles, CB, Nevada - Las Vegas ..... 1998-99  
 Dingle, Andre, DE, Clemson ..... 1999-04  
 Dixon, Gerald, LB, South Carolina ..... 1998-01  
 Dobbins, Tim, LB, Iowa State ..... 2006-09  
 Dodge, Dedrick, S, Florida State ..... 1998  
 Doergler, Jerry, T, Wisconsin ..... 1985  
 Dombrowski, Brandyn, G/T, San Diego St. .... 2009-11  
 Domes, Marty, QB, Columbia ..... 1969-71  
 Donnell, Ben, DE, Vanderbilt ..... 1960  
 Dorsey, Larry, WR, Tennessee State ..... 1976-77  
 Douglas, Jay, T, Memphis ..... 1973-74  
 Douglass, Bobby, QB, Kansas ..... 1975  
 Douglass, Mike, OLB, San Diego State ..... 1986  
 Dove, Jerome, CB, Colorado State ..... 1977-80  
 Downing, Eric, DT, Syracuse ..... 2004  
 Dragon, Oscar, RB, Arizona State ..... 1972  
 Draughn, Shaun, RB, North Carolina ..... 2014  
 Duckworth, Bob, WR, Arkansas ..... 1982-84  
 Ducre, Greg, CB, Washington ..... 2015  
 Dumas, Mike, S, Indiana ..... 1997-00  
 Duncan, Frank, S, San Francisco State ..... 1979-81  
 Duncan, Leslie "Speedy", CB, Jackson St. .... 1964-70  
 Dunlap, King, T, Auburn ..... 2013-16  
 Dunlap, Leonard, CB, North Texas ..... 1972-74  
 Duren, Clarence, S, California ..... 1977  
 Dwight, Tim, WR, Iowa ..... 2001-04  
 Dyer, Mike, TE, Texas A&M - Kingsville ..... 1993  
 Dyal, Ken, WR, Arizona State ..... 1968  
 Dykes, Donald, CB, SE Louisiana ..... 1982  
 Dzubnar, Nick, ILB, Cal Poly - SLO ..... 2015-19

**E**

Early, Quinn, WR, Iowa ..... 1988-90  
 East, Ron, DT, Montana State ..... 1971-73  
 Eber, Rick, WR, Tulsa ..... 1969-70  
 Edwards, Dick, RB, Tennessee State ..... 1972-74  
 Edwards, Donnie, LB, UCLA ..... 2002-06  
 Edwards, Glen, FS, Florida A&M ..... 1978-81  
 Edwards, Vernon, DE, Southern Methodist ..... 1996  
 Egbule, Emeke, LB, Houston ..... 2019  
 Eglhoff, Ron, TE, Wisconsin ..... 1984  
 Ehin, Chuck, DE/NT, Brigham Young ..... 1983-87  
 Eklar, Austin, RB, Western State ..... 2017-19  
 Elder, Donnie, CB, Memphis ..... 1990-91  
 Elio, Bill, NT, Louisiana State ..... 1983-84  
 Ellerbee, Emmanuel, LB, Rice ..... 2018  
 Ellis, Allan, CB, UCLA ..... 1981  
 Ellis, Ed, T, Buffalo ..... 2001-03  
 Ellison, Kevin, SS, Southern California ..... 2009  
 Ellison, Omar, WR, Florida State ..... 1995-96  
 Emanuel, Kyle, OLB, North Dakota St. .... 2015-18  
 Engel, Greg, C, Illinois ..... 1995-97  
 English, Larry, OLB, Northern Illinois ..... 2008-13  
 Enis, Hunter, QB, Texas Christian ..... 1961  
 Erickson, Bernard, LB, Abilene Christian ..... 1967-68  
 Erlandson, Tom, LB, Washington State ..... 1968  
 Estes, Don, G, Louisiana State ..... 1966  
 Evans, Larry, LB, Mississippi ..... 1983  
 Everett, Jim, QB, Purdue ..... 1997

**F**

Facyson, Brandon, CB, Virginia Tech ..... 2018-19  
 Faison, Earle, DE, Indiana ..... 1961-66  
 Farley, Dick, S, Boston University ..... 1968-69  
 Farr, Miller, CB, Wichita State ..... 1965-66  
 Farris, John, G, San Diego State ..... 1965-66  
 Farrow, Kenneth, RB, Houston ..... 2016  
 Faucette, Chuck, ILB, Maryland ..... 1987-88  
 Faulkner, Chris, TE, Florida ..... 1985  
 Fazande, Jermaine, RB, Oklahoma ..... 1999-00  
 Feasel, Greg, T, Abilene Christian ..... 1987  
 Feeney, Dan, G, Indiana ..... 2017-19  
 Fellows, Mark, OLB, Montana State ..... 1985-86  
 Fenner, Lane, WR, Florida State ..... 1968  
 Ferguson, Gene, T, Norfolk State ..... 1969-70  
 Ferguson, Howard, RB, No College ..... 1960  
 Ferguson, Keith, DE, Ohio State ..... 1981-85  
 Ferguson, Kevin, TE, Virginia ..... 1987  
 Ferrante, Orlando, G, Southern California ..... 1960-61  
 Fetherston, Jim, LB, California ..... 1968-69  
 Fields, Carlos, LB, Winston-Salem ..... 2016  
 Fields, Fred, S, Arizona State ..... 1991-93  
 Figaro, Cedric, ILB, Notre Dame ..... 1988-90  
 Finneran, Gary, DT, Southern California ..... 1960  
 Fisk, Jason, DT, Stanford ..... 2002-04  
 Fitzkee, Scott, WR, Penn State ..... 1981-82  
 FitzPatrick, James, T, Southern California ..... 1986-89  
 Flanagan, Ed, C, Purdue ..... 1975-76  
 Fletcher, Chris, S, Temple ..... 1970-76  
 Fletcher, Jamar, CB, Wisconsin ..... 2004-05  
 Fletcher, Terrell, RB, Wisconsin ..... 1995-02  
 Flick, Tom, CB, Washington ..... 1986  
 Florence, Drayton, CB, Tuskegee ..... 2003-07  
 Flores, Brandon, CB, Virginia Tech ..... 2014-16  
 Flowers, Charlie, RB, Mississippi ..... 1960-61  
 Floyd, Eric, OL, Auburn ..... 1990-91  
 Floyd, John, WR, Northeast Louisiana ..... 1979-80  
 Floyd, Malcolm, WR, Wyoming ..... 2004, '06-15  
 Floyd, Victor, RB, Florida State ..... 1989  
 Fluker, D.J., T, Alabama ..... 2013-16  
 Flutie, Darren, WR, Boston College ..... 1988  
 Flutie, Doug, QB, Boston College ..... 2001-04  
 Foley, Steve, LB, Northeast Louisiana ..... 2004-05  
 Fonoti, Toniui, G, Nebraska ..... 2002, '04-05  
 Fotenot, Al, DE, Baylor ..... 1999-01  
 Ford, Fred, RB, Cal Poly - Pomona ..... 1960  
 Forsberg, Fred, LB, Washington ..... 1974  
 Fortin, Roman, OL, San Diego State ..... 1998-00  
 Fortune, Hosea, WR, Rice ..... 1983  
 Foster, Gene, RB, Arizona State ..... 1965-70  
 Fouts, Dan, QB, Oregon ..... 1973-87  
 Fox, Tim, S, Ohio State ..... 1982-84  
 Fox, Vernon, SS, Fresno State ..... 2002-03  
 Frank, Donald, CB, Winston-Salem ..... 1990-93  
 Franklin, Aubrayo, DT, Tennessee ..... 2012  
 Franklin, Orlando, G, Miami (Fla.) ..... 2015-16  
 Frazier, Wayne, C, Auburn ..... 1962  
 Frazier, Willie, TE, Arkansas - Pine Bluff ..... 1966-70

Freeney, Dwight, OLB, Syracuse ..... 2013-14  
 Freitas, Jesse, QB, San Diego State ..... 1974-75  
 Friesz, John, QB, Idaho ..... 1990-91, '93  
 Fritsch, Toni, K, No College ..... 1976  
 Fuller, Joe, CB, Northern Iowa ..... 1990  
 Fuller, James, S, Portland State ..... 1992-93  
 Fuller, Mike, S, Auburn ..... 1975-80  
 Fuller, William, DE, North Carolina ..... 1997-98

**G**

Gachkar, Andrew, LB, Missouri ..... 2011-14  
 Gaffney, Jeff, K, Virginia ..... 1987  
 Gagliano, Bob, QB, Utah State ..... 1991-92  
 Gaiter, Tony, WR/KR, Miami (Fla.) ..... 1998  
 Gaither, Jared, T, Maryland ..... 2011-12  
 Gamble, Darryl, LB, Georgia ..... 2011  
 Gambol, Chris, T, Iowa ..... 1988  
 Gannon, Chris, TE, Southwestern Louisiana ..... 1989  
 Garay, Antonio, DT, Boston College ..... 2009-12  
 Gardner, Carwell, FB, Louisville ..... 1997  
 Garner, Kelvin, G, Baylor ..... 2002-03  
 Garner, Bob, CB, Fresno State ..... 1960  
 Garrett, Scott, NT, Washington ..... 1985  
 Garnett, Mike, RB, Southern California ..... 1970-73  
 Garrison, Gary, SE, San Diego State ..... 1966-76  
 Gates, Antonio, TE, Kent State ..... 2003-18  
 Gatson, Greg, CB, Arkansas ..... 2012  
 Gay, Blenda, DE, Fayetteville State ..... 1974  
 Gayle, Shaun, SS, Ohio State ..... 1995  
 Gaytor, Trevor, WR, Miami (Oh.) ..... 2000-01  
 Gbaja-Biamila, Akbar, LB, San Diego State ..... 2006  
 Geathers, Kwame, DT, Georgia ..... 2013  
 Gela, Roy, K, New Mexico State ..... 1979  
 Gersbach, Carl, LB, West Chester ..... 1973-74  
 Gibson, Claude, CB, North Carolina State ..... 1961-62  
 Gibson, Dennis, LB, Iowa State ..... 1994-95  
 Gilbert, Gale, CB, California ..... 1994-95  
 Gilchrist, Marcus, CB, Clemson ..... 2011-14  
 Gillett, Fred, LB, Cal State - Los Angeles ..... 1962  
 Gillette, Walker, WR, Richmond ..... 1970-71  
 Gilliam, Dondre, WR, Millersville (Pa.) ..... 2002-03  
 Gissingner, Andrew, T, Syracuse ..... 1982-84  
 Glenn, Vencie, FS, Indiana State ..... 1986-90  
 Glick, Gary, S, Colorado State ..... 1963  
 Gob, Art, LB, Pittsburgh ..... 1960  
 Godfrey, Randall, LB, Georgia ..... 2004-06  
 Goetas, Leo, T, Hawaii ..... 1990-92  
 Goebel, Joe, C, UCLA ..... 1987  
 Goff, Mike, G, Iowa ..... 2004-08  
 Goff, Willard, DT, Illinois ..... 1987  
 Gogofur, Derrel, G, Oklahoma State ..... 1983-84  
 Gordan, Kevin, G, Washington ..... 2000  
 Gordo, Tim, LB, Marshall ..... 1966  
 Goode, Don, LB, Kansas ..... 1974-79  
 Goodman, Richard, WR, Florida State ..... 2010-12  
 Goosdpey, Joey, FB, Notre Dame ..... 2002  
 Gordon, Cletis, CB, Jackson State ..... 2006-08  
 Gordon, Darren, CB, Stanford ..... 1993-96  
 Gordon, Dick, WR, Michigan State ..... 1974  
 Gordon, Dwayne, LB, New Hampshire ..... 1995-96  
 Gordon, Ira, T, Kansas State ..... 1970-75  
 Gordon III, Melvin, RB, Wisconsin ..... 2015-19  
 Gouveia, Kurt, LB, Brigham Young ..... 1996-98  
 Graham, DeMingo, G, Hofstra ..... 1999-01  
 Graham, Jeff, WR, Ohio State ..... 1999-01  
 Graham, Kenny, S, Washington State ..... 1964-69  
 Graham, Tom, LB, Oregon ..... 1975-77  
 Grannell, Dave, TE, Arizona State ..... 1974  
 Grant, Wes, DE, UCLA ..... 1971  
 Grayson Jr., David, LB, Fresno State ..... 1991  
 Green, Ladarius, TE, Louisiana - Lafayette ..... 2012-15  
 Green, Mike, LB, Oklahoma State ..... 1983-85  
 Green, Tyrone, G, Auburn ..... 2009-12  
 Green, Virgil, TE, Nevada ..... 2018-19  
 Greene, Ken, S, Washington State ..... 1983-84  
 Greer, Bob, S, Washington State ..... 1981-84  
 Greengr, Steve, CB, Syracuse ..... 2006-11  
 Gremnan, Keith, DE, Eastern Washington ..... 2008  
 Griffin, Jim, DT, Grambling ..... 1966-67  
 Griggs, David, OLB, Virginia ..... 1994  
 Gross, George, DT, Auburn ..... 1963-67  
 Grossman, Burt, DE, Pittsburgh ..... 1989-93  
 Groy, Ryan, G, Wisconsin ..... 2019  
 Grueneis, Sam, C, Villanova ..... 1962-72  
 Gundling, Mike, OLB, Northwestern ..... 1985  
 Guthrie, Keith, NT, Texas A&M ..... 1984  
 Guy, Lawrence, DE, Arizona State ..... 2013-14



GENERAL INFORMATION	2019 IN REVIEW	DRAFT PICKS & FREE AGENTS	VETERANS	FRONT OFFICE	COMMUNITY
					Guyton, Gary, LB, Georgia Tech ..... 2012
					Guyton, Jalen, WR, North Texas ..... 2019
				<b>H</b>	
					Hadl, John, QB, Kansas ..... 1962-72
					Hadnot, Rex, G, Houston ..... 2012
					Hagood, Rickey, NT, South Carolina ..... 1984
					Hairston, Chris, G/T, Clemson ..... 2015-17
					Hall, Courtney, C, Rice ..... 1989-96
					Hall, Delton, S, Clemson ..... 1992
					Hallen, Bob, G, Kent State ..... 2002-05
					Hamilton, Michael, LB, North Carolina A&T 1997-99
					Hand, Norman, DT, Mississippi ..... 1997-99
					Hand, Omar, DE, Tennessee ..... 2003
					Harbaugh, Jim, QB, Michigan ..... 1999-00
					Hardaway, Milton, T, Oklahoma State ..... 1978
					Harden, Cedric, DE, Florida A&M ..... 1999
					Hardison, Dee, DE, North Carolina ..... 1986-87
					Hardwick, Kevin, C, Purdue ..... 2004-14
					Hardy, Kevin, DT, Notre Dame ..... 1971-72
					Harmon, Ronnie, RB, Iowa ..... 1990-95
					Harper, Dwayne, CB, South Carolina St ..... 1994-98
					Harrington, LaRue, RB, Norfolk State ..... 1980
					Harris, Walter, S, Stanford ..... 1987
					Harris, Derrick, FB, Miami (Fla.) ..... 2001
					Harris, Dick, CB, McNeese State ..... 1960-65
					Harris, James, QB, Grambling ..... 1977-79
					Harris, Marques, LB, Southern Utah ..... 2005-09
					Harris, Michael, T, UCLA ..... 2012-13
					Harris, Nigel, LB, South Florida ..... 2017
					Harris, Tommie, DE, Oklahoma ..... 2011
					Harrison, Lloyd, CB, North Carolina State ..... 2001
					Harrison, Rodney, S, Western Illinois ..... 1994-02
					Hart, Clint, S, Central Florida CC ..... 2004-09
					Hartley, Frank, TE, Illinois ..... 1997-98
					Harvey, Richard, LB, Tulane ..... 2000
					Haskins, Jon, LB, Stanford ..... 1998
					Haslam, Kevin, T, Rutgers ..... 2012
					Hatcher, Armon, S, Oregon State ..... 2000
					Hawkins, Andy, LB, Texas A&M - Kingsville 1986-87
					Hawkins, Lavelle, WR, California ..... 2013
					Hayden, Aaron, RB, Tennessee ..... 1995-96
					Hayes, Luther, SE, Southern California ..... 1961
					Hayes, Tom, CB, San Diego State ..... 1976
					Hayward Jr., Casey, CB, Vanderbilt ..... 2016-19
					Heiden, Steve, TE, South Dakota State ..... 1999-01
					Henderson, Reuben, CB, San Diego State ..... 1983-84
					Henderson, Wyatt, CB, Fresno State ..... 1981
					Hendrickson, Steve, LB/HB, California ..... 1990-94
					Hendrix, David, S, Georgia Tech ..... 1995-97
					Hendy, John, CB, Long Beach State ..... 1985
					Henning, Dan, QB, William & Mary ..... 1966
					Henry, Hunter, TE, Arkansas ..... 2016-19
					Hermann, Mark, QB, Purdue ..... 1985-87
					Herndon, Javontee, WR, Arkansas ..... 2015
					Herron, David, LB, Michigan State ..... 2010
					Hester, Jacob, RB/FB, Louisiana State ..... 2008-11
					Hill, Eric, LB, Louisiana State ..... 1999
					Hill, Jim, S, Texas A&M - Kingsville ..... 1969-71
					Hillman, Ronnie, RB, San Diego State ..... 2016
					Hinkle, George, DT, Arizona ..... 1988-91
					Hoege, George, CB, Michigan ..... 1974
					Holecak, John, LB, Illinois ..... 2001
					Holland, Jamie, WR, Ohio State ..... 1987-89
					Holliday, Ron, WR, Pittsburgh ..... 1973
					Holmes, Robert, RB, Southern University ..... 1973
					Holohan, Pete, TE, Notre Dame ..... 1981-87
					Holt, Harry, TE, Arizona ..... 1987
					Holt, James, LB, Kansas ..... 2009-10
					Hoopes, Mitch, P, Arizona ..... 1976
					Hopper, Darrel, CB, Southern California ..... 1987
					Horn, Don, CB, San Diego State ..... 1974
					Horn, Bob, MLB, Oregon State ..... 1976-81
					Horton, Bob, LB, Boston University ..... 1964-65
					House, Kevin, CB, South Carolina ..... 2002-03
					Houston, Bobby, LB, North Carolina State ..... 1997
					Howard, Bob, CB, San Diego State ..... 1967-74
					Howard, Joey, T, Tennessee ..... 1989
					Hubbert, Brad, RB, Arizona ..... 1967-70
					Hudson, Bill, DT, Clemson ..... 1961-62
					Hudson, Mike, DE, Oklahoma State ..... 1987
					Hudson, Richard, T, Memphis ..... 1962
					Huey, Gene, WR, Wyoming ..... 1969
					Hughes, Van, DE, SW Texas State ..... 1987
					Hughes, Dante, CB, California ..... 2009-11
					Humiston, Mike, LB, Weber State ..... 1987
					Humphrey, Deon, LB, Florida State ..... 2000-01
					Humphries, Stan, QB, Northeast Louisiana 1992-97
					Hunter, Daniel, CB, Henderson State ..... 1986-87
					Hutcheson, Ken, LB, Livingston (Ala.) ..... 1975
				<b>I</b>	
					Ilesic, Hank, P, No College ..... 1989
					Ingram, Brian, LB, Tennessee ..... 1987
					Ingram III, Melvin, DE, South Carolina ..... 2012-18
					Inman, Dontrelle, WR, Virginia ..... 2014-17, '19
				<b>J</b>	
					Jackson, Bernard, CB, Washington State ..... 1980
					Jackson, Bobby, FB, New Mexico State ..... 1962-63
					Jackson, Ernest, RB, Texas A&M ..... 1983-84
					Jackson, Jeff, S, Louisiana State ..... 1997-00
					Jackson, Gregg, LB, Auburn ..... 1987-88
					Jackson, John, OL, Eastern Kentucky ..... 1998-99
					Jackson, Justin, RB, Northwestern ..... 2018-19
					Jackson, Vincent, WR, Colorado ..... 2005-11
					Jacobson, Jack, DE, Oklahoma State ..... 1965
					Jacob, Kendyl, OL, Kansas State ..... 1998-01
					Jacquet, Nate, WR/P/R, San Diego State ..... 2000
					James Jr., Derwin, S, Florida State ..... 2018-19
					James, Lionel, RB/KR, Auburn ..... 1984-88
					James, Toran, LB, North Carolina A&T ..... 1997
					Jammer, Quentin, CB, Texas ..... 2002-12
					Jefferson, John, WR, Arizona State ..... 1978-80
					Jefferson, Shawn, WR, Central Florida ..... 1991-95
					Jeffrey, Neal, QB, Baylor ..... 1976
					Jenkins, DeRon, CB, Tennessee ..... 2000
					Jenkins, Keyvan, RB, Nevada - Las Vegas ..... 1987
					Jenkins, Rayshawn, S, Miami (Fla.) ..... 2017-19
					Jenkins, Ronnie, RB/KR, N. Arizona ..... 2000-02
					Jodat, Jim, RB, Cathage ..... 1982-83
					Johnson, A.J., CB, SW Texas State ..... 1995
					Johnson, David, TE, Arkansas State ..... 2014-15
					Johnson, Dontae, CB, North Carolina State ..... 2019
					Johnson, Gary, DT, Grambling ..... 1975-84
					Johnson, James, LB, San Diego State ..... 1987
					Johnson, Jerret, LB, Alabama ..... 2012-14
					Johnson, Leon, RB, North Carolina ..... 2003
					Johnson, Pete, FB, Ohio State ..... 1984
					Johnson, Raylee, DE, Arkansas ..... 1993-99, 01-03
					Johnson, Stevie, WR, Kentucky ..... 2015
					Johnson, Travis, DT, Florida State ..... 2009-10
					Johnson, Tre Von, LB, Weber State ..... 2018
					Johnson, Trumaine, WR, Grambling ..... 1985-86
					Joiner, Charlie, WR, Grambling ..... 1976-86
					Jonassen, Eric, T, Bloomsburg (Pa.) ..... 1993-94
					Jones, Anthony, TE, Wichita State ..... 1988
					Jones, Charlie, WR, Fresno State ..... 1996-99
					Jones, Clint, RB, Michigan State ..... 1973
					Jones, Curtis, G, Missouri ..... 1968
					Jones, Deacon, DE, Mississippi Valley ..... 1972-73
					Jones, Donnie, P, Louisiana State ..... 2018
					Jones, Freddie, TE, North Carolina ..... 1997-01
					Jones, Harris, G, Johnson Smith ..... 1971
					Jones, Jacoby, WR/KR, Lane (Tenn.) ..... 2015
					Jones, JJ, WR, West Georgia ..... 2018
					Jones, Justin, DT, North Carolina State ..... 2018-19
					Jones, Leroy, DE, Norfolk State ..... 1976-83
					Jones, Ray, CB, Southern University ..... 1972
					Jones, Reggie, WR, Louisiana State ..... 2000-01
					Jordan, Leander, T, Indiana (Pa.) ..... 2004-05
					Jue, Bhawoh, FS, Penn State ..... 2005-06
				<b>K</b>	
					Kaeding, Nate, K, Iowa ..... 2004-12
					Karas, Emil, LB, Dayton ..... 1960-64, '66
					Kaser, Drew, P, Texas A&M ..... 2016-18
					Kay, Bill, CB, Purdue ..... 1984
					Keathley, Michael, G, Texas Christian ..... 2001-03
					Keckin, Val, QB, Southern Mississippi ..... 1962
					Keil, Terrence, S, Texas A&M ..... 2003-06
					Keiser, Thomas, OLB, Stanford ..... 2013
					Kelcher, Louie, DT, Southern Methodist ..... 1975-83
					Kelley, Mike, QB, Georgia Tech ..... 1987
					Kemp, Jack, QB, Occidental ..... 1960-62
					Kempkins, Charles, G, Mississippi ..... 1960
					Kendricks, Lance, TE, Wisconsin ..... 2019
					Keyes, Josh, LB, Boston College ..... 2017
					Keys, Tyrone, DE, Mississippi State ..... 1988
					Kidd, John, P, Northwestern ..... 1990-94
					Kinderman, Keith, RB, Florida State ..... 1963-64
					Kindig, Howard, DE, Cal State - LA ..... 1965-67
					King, David, CB, Auburn ..... 1985
					King, Deon, OLB, Norfolk State ..... 2016
					King II, Desmond, CB, Iowa ..... 2017-19
					King, Linden, LB, Colorado State ..... 1978-85
					Kirk, Randy, LB, San Diego State ..... 1987-88, '91
					Kirmer, Gary, T, Southern California ..... 1964-69
					Klein, Bob, TE, Southern California ..... 1977-79
					Klots, Jack, DT, Penn Military ..... 1962
					Kocourek, Dave, TE, Wisconsin ..... 1960-65
					Kompara, John, DT, South Carolina ..... 1960
					Koo, Younghoon, G, Georgia Southern ..... 2017
					Kowalski, Gary, T, Boston College ..... 1985-88
					Kramer, Erik, QB, North Carolina State ..... 1999
					Krause, Ryan, TE, Nebraska - Omaha ..... 2004-05
				<b>L</b>	
					LaBoy, Travis, LB, Hawaii ..... 2011
					Lachey, Jim, T, Ohio State ..... 1985-87
					Ladd, Ernie, DT, Grambling ..... 1961-65
					Laird, Aaron, TE, New Mexico State ..... 1994
					Laird, Bruce, S, Amer. International (Mass.) 1982-83
					Lambo, Josh, K, Texas A&M ..... 2015-16
					Lamp, Forrest, G, Western Kentucky ..... 2018-19
					Landrum, Chris, OLB, Jacksonville St ..... 2016, 18
					Lane, Bob, LB, Baylor ..... 1963-64
					Lang, Brandon, LB, Troy ..... 2010
					Laraba, Bob, QB, Texas - El Paso ..... 1960-61
					Laslavic, Jim, MLB, Penn State ..... 1978, '80-81
					Lassiter, Kwamie, S, Kansas ..... 2003
					Latzko, Billy, FB, Florida ..... 2010
					Latzke, Paul, C, Pacific ..... 1966-68
					Laufenberg, Babe, QB, Indiana ..... 1988
					Lay, Cordaro, OLB, Southern Mississippi 2014-15
					Layne, George, FB, Texas Christian ..... 2004
					Lazetich, Pete, LB, Stanford ..... 1972-74
					Leaf, Ryan, QB, Washington State ..... 1998-00
					Leber, Ben, LB, Kansas State ..... 2002-05
					Lee, John, DT, Nebraska ..... 1976-80
					Lee, Lloyd, S, Dartmouth ..... 1998
					Lee, Mike, LB, Nevada - Las Vegas ..... 1974
					Lee, Shawn, DT, North Alabama ..... 1992-97
					Legursky, Doug, C, Marshall ..... 2014
					Leikerkerker, Cory, T, California - Davis ..... 2006
					Lenkatis, Bill, G, Penn State ..... 1968-70
					Leonard, Jim, G, Santa Clara ..... 1985-86
					Leverette, Otis, DE, Alabama - Birmingham ..... 2003
					LeVias, Jerry, WR, Southern Methodist ..... 1971-74
					Lewis, Darryll, CB, Arizona ..... 1999-00
					Lewis, David, LB, Southern California ..... 1982
					Lewis, Nate, WR, Oregon Tech ..... 1990-93
					Lewis, Terry, CB, Michigan State ..... 1985
					Lilly, Sam, CB, Georgia Tech ..... 1990
					Lincoln, Keith, RB, Washington State 1961-66, '68
					Linkenbach, Jeff, T, Cincinnati ..... 2015
					Lissemore, Sean, DT, William & Mary ..... 2013-15
					Little, Larry, G, Bethune - Cookman ..... 1967-68
					Liuet, Corey, DT, Illinois ..... 2011-18
					Loewen, Chuck, G/T, South Dakota St. 1980-82, '84
					London, Mike, LB, Wisconsin ..... 1966
					Long, Jy, LB, Alabama-Birmingham ..... 2019
					Loney, Clint, QB, Abilene Christian ..... 1976
					Lott, Andre, S, Tennessee ..... 2006
					Loud, Rommie, LB, UCLA ..... 1960
					Low, Paul, RB, Oregon State ..... 1960-68
					Lowe, Woodrow, LB, Alabama ..... 1976-86
					Lowery, Dwight, FS, San Jose State ..... 2016
					Luani, Shalom, S, Washington State ..... 2019
					Luther, Ed, QB, San Jose State ..... 1980-84
					Lyfe, Keith, FS, Virginia ..... 2002
					Lyles, Lester, SS, Virginia ..... 1989-90
					Lynch, Corey, S, Appalachian State ..... 2012
				<b>M</b>	
					Macek, Don, C, Boston College ..... 1976-89
					Mack, Cedric, CB, Baylor ..... 1991
					Mackey, John, TE, Syracuse ..... 1972
					MacKinnon, Jacques, TE, Colgate ..... 1961-70
					Mager, Craig, CB, Texas State ..... 2015-18
					Maquire, Paul, LB/K, Citadel ..... 1960-63
					Mahalic, Drew, LB, Notre Dame ..... 1975
					Malone, Mark, QB, Arizona State ..... 1988
					Manning, Terrell, LB, North Carolina State ..... 2013
					Manualeuna, Brandon, TE, Arizona ..... 2006-09
					Markovich, Mark, C, Penn State ..... 1974-75
					Marsh, Frank, CB, Oregon State ..... 1967
					Marshall, Richard, CB, Fresno State ..... 2013-14
					Martin, Blanche, RB, Michigan State ..... 1960
					Martin, David, CB, Villanova ..... 1986
					Martin, Larry, DT, San Diego State ..... 1966
					Martin, Tony, WR, Mesa State ..... 1994-97
					Martin, Vaughn, DE, Western Ontario ..... 2009-12



Mathews, Ricardo, DE, Cincinnati ..... 2014-15  
 Mathews, Ryan, RB, Fresno State ..... 2010-14  
 Mathison, Bruce, QB, Nebraska ..... 1983-84, '86  
 Matsos, Archie, LB, Michigan State ..... 1966  
 Matthews, Bo, RB, Colorado ..... 1974-79  
 Mattos, Grant, WR, Southern California ..... 2003  
 Mauck, Carl, C, Southern Illinois ..... 1971-74  
 May, Deems, TE, North Carolina ..... 1992-96  
 May, Mark, G/T, Pittsburgh ..... 1991  
 Mays, Jerry, RB, Georgia Tech ..... 1990  
 Mays, Joe, ILB, North Dakota State ..... 2015  
 Mazza, Cole, LS, Alabama ..... 2019  
 McBriar, Mat, P, Hawaii ..... 2014  
 McCain, Chris, DE, California ..... 2017  
 McCall, Ron, LB, Weber State ..... 1967-68  
 McCardell, Keenan, WR, UNLV ..... 2004-06  
 McClain, Le'Ron, FB, Alabama ..... 2012-13  
 McClain, Robert, CB, Connecticut ..... 2016  
 McClard, Bill, K, Arkansas ..... 1972  
 McClendon, Skip, DE, Arizona State ..... 1991  
 McCluster, Dexter, RB/KR, Mississippi ..... 2016  
 McColi, Dexter, S, Tulsa ..... 2016-17  
 McConkey, Phil, WR/PR, Navy ..... 1989  
 McCoy, Lloyd, G, San Diego State ..... 1964  
 McCray, Fred, RB, Mississippi State ..... 1999-02  
 McCrary, Greg, TE, Clark (Ga.) ..... 1978-80  
 McGree, Marlon, S, Kentucky ..... 2006-07  
 McDonald, Dwight, WR, San Diego State ..... 1975-78  
 McDougall, Gerry, RB, UCLA ..... 1962-64  
 McEwen, Craig, TE, Utah ..... 1989-91  
 McGarrahan, Scott, S, New Mexico ..... 2005  
 McGee, Buford, RB, Mississippi ..... 1984-86  
 McGee, Carl, LB, Duke ..... 1980  
 McGee, Willie, CB, Alcorn State ..... 1973  
 McGill Jr., T.Y., DT, North Carolina State ..... 2018-19  
 McGrath, Sean, TE, Henderson State ..... 2016-17  
 McIntosh, Damion, T, Kansas State ..... 2000-03  
 McKenzie, Raleigh, OL, Tennessee ..... 1997-98  
 McKinney, Brandon, DT, Michigan State ..... 2006-07  
 McKnight, Dennis, G/C, Drake ..... 1982-88  
 McLaughlin, Chase, K, Illinois ..... 2019  
 McMahon, Jim, QB, Brigham Young ..... 1989  
 McMichael, Randy, TE, Georgia ..... 2010-12  
 McNeil, Charlie, CB, Compton JC ..... 1960-64  
 McNeil, Marcus, T, Auburn ..... 2006-11  
 McNeil, Ryan, CB, Miami (Fla.) ..... 2001-02  
 McPherson, Miles, S, New Haven ..... 1982-85  
 Meachem, Robert, WR, Tennessee ..... 2012  
 Means, Natrone, RB, North Carolina ..... 1993-95  
 '88-99  
 Mebane, Brandon, NT, California ..... 2016-19  
 Mendez, Mario, WR, San Diego State ..... 1964  
 Mercer, Mike, K, Arizona State ..... 1970  
 Merriman, Shawne, LB, Maryland ..... 2005-10  
 Metcalf, Eric, WR/KR, Texas ..... 1997  
 Mialik, Larry, TE, Wisconsin ..... 1976  
 Micho, Bob, TE, Texas ..... 1984  
 Mickell, Darren, DE, Florida ..... 2000  
 Mickles, Joe, RB, Mississippi ..... 1980  
 Middleton, Frank, RB, Florida A&M ..... 1987  
 Middleton, Rick, LB, Ohio State ..... 1976-78  
 Middleton, Ron, TE, Auburn ..... 1995  
 Mikolajewski, Pete, QB, Kent State ..... 1969  
 Milburn, Glyn, RB, Stanford ..... 2001  
 Milinichik, Joe, G, North Carolina State ..... 1993-94  
 Milks, John, LB, San Diego State ..... 1966  
 Miller, Anthony, WR, Tennessee ..... 1988-93  
 Miller, Brett, DT, Iowa ..... 1989  
 Miller, Doug, LB, South Dakota State ..... 1993-94  
 Miller, Kyle, TE, Mount Union ..... 2015  
 Mills, Les, DE, Fort Hays State ..... 1987-90, '94  
 Miller, Pat, LB, Florida ..... 1987-88  
 Miller, Paul, DT, Louisiana State ..... 1962  
 Milligan, Hank, S, Houston ..... 2004-05  
 Mills, Jeff, LB, Nebraska ..... 1990  
 Mills, Jim, G/T, Idaho ..... 1996-97  
 Mims, Chris, DE, Tennessee ..... 1992-96, '98-99  
 Mitchell, Ed, G, Southern University ..... 1965-67  
 Mitchell, Lydell, RB, Penn State ..... 1978-79  
 Mitchell, Shannon, TE, Georgia ..... 1994-97  
 Mittinger, Bob, LB, Penn State ..... 1962-66, '68  
 Mix, Ron, T, Southern California ..... 1960-69  
 Moffett, Tim, WR, Mississippi ..... 1987  
 Mohring, Michael, DT, Pittsburgh ..... 1997-01  
 Mojsiejenko, Ralf, P/K, Michigan State ..... 1985-88  
 Molden, Alex, CB, Oregon ..... 2001-02

Molk, David, C, Michigan ..... 2012  
 Moll, Tony, G/T, Nevada ..... 2011  
 Montgomery, Mike, RB, Kansas State ..... 1971  
 Montreuil, Mark, CB, Concordia (Quebec) ..... 1995-97  
 Mooney, Mike, T, Georgia Tech ..... 1993  
 Moore, Brandon, LB, Oklahoma ..... 2010  
 Moore, Fred, DT, Memphis ..... 1964-66  
 Moore, Jason, WR, Findlay ..... 2019  
 Moore, Mack, DE, Texas A&M ..... 1986  
 Moreno, Moses, QB, Colorado State ..... 1999-00  
 Moreno, Zeke, LB, Southern California ..... 2001-04  
 Morris, Mercury, RB, West Texas State ..... 1976  
 Morris, Wayne, RB, Southern Methodist ..... 1984  
 Moss, Roland, TE, Toledo ..... 1970  
 Mouten, Eric, G/T, Michigan State ..... 1991-93, '95-96  
 Moten, Jonas, LB, Michigan ..... 2012  
 Mruzkowski, Scott, C, Bowling Green ..... 2005-11  
 Muhammad, Calvin, WR, Texas Southern ..... 1987  
 Muncie, Chuck, RB, California ..... 1980-84  
 Munson, Bill, QB, Utah State ..... 1977  
 Murphy, Kevin, LB, Oklahoma ..... 1992  
 Myrtle, Chip, LB, Maryland ..... 1974

**N**

Naanee, Legedud, WR/TE, Boise State ..... 2007-10  
 Ndukwe, Iechuku, G/T, Northwestern ..... 2011  
 Neal, Lorenzo, FB, Fresno State ..... 2003-07  
 Neill, Ryan, LS, Rutgers ..... 2010  
 Nelson, Darrin, RB, Stanford ..... 1989-90  
 Nelson, Derrie, LB, Nebraska ..... 1983-86  
 Nelson, Kyle, LS, New Mexico State ..... 2012  
 Nelson, Reggie, G/T, McNeese State ..... 1999  
 Nery, Ron, DE, Kansas State ..... 1960-62  
 Neuheisel, Rick, QB, UCLA ..... 1987  
 Newberry, Jeremy, C, California ..... 2008  
 Newell, Steve, WR, Long Beach State ..... 1967  
 Newsome, Detrez, RB, Western Carolina ..... 2018  
 Nix, Doyle, CB, Southern Methodist ..... 1960  
 Norman, Dennis, C, Princeton ..... 2009  
 Norman, Josh, TE, Oklahoma ..... 2002-03  
 Norman, Pettis, TE, Johnson Smith ..... 1971-73  
 Norris, Trusse, WR, UCLA ..... 1960  
 Norton, Don, WR, Iowa ..... 1960-66  
 Novak, Nick, K, Maryland ..... 2011-14, '17  
 Nowak, Gary, T, Michigan State ..... 1971  
 Nowagbu, Ogemdi, DE, Michigan State ..... 2009-11  
 Nwosu, Uchenna, LB, Southern California ..... 2018-19

**O**

O'Barnd, Ronnie, CB, Brigham Young ..... 1985  
 Obard, Roman, T, Louisville ..... 2004-07  
 Obizor, Cyril, LB, Texas A&M ..... 2010  
 Ohrnberger, Rich, C/G, Penn State ..... 2013-14  
 Okanlawon, Tony, CB, Maryland ..... 2003  
 Okung, Russell, T, Oklahoma State ..... 2017-19  
 Ola, Michael, T, Hampton ..... 2015, '17  
 Olander, Cliff, QB, New Mexico State ..... 1977-79  
 Olivea, Shane, G, Ohio State ..... 2004-07  
 Oliver, Branden, RB, Buffalo ..... 2014-15, '17  
 Oliver, Paul, S, Georgia ..... 2008-11  
 Olshansky, Igor, DE, Oregon ..... 2004-08  
 O'Neal, Leslie, DE, Oklahoma State ..... 1986, '88-89  
 Onwuallu, James, LB, Notre Dame ..... 2017  
 Orlando, Bo, FS, West Virginia ..... 1995  
 Orr, Terry, HB, Texas ..... 1990  
 Osby, Vince, LB, Illinois ..... 1984-85  
 Osgood, Kassim, WR, San Diego State ..... 2003-09  
 Owens, Artie, WR, West Virginia ..... 1976-79  
 Owens, Joe, DE, Alcorn State ..... 1970  
 Owens, Terry, T, Jacksonville State ..... 1966-75

**P**

Page, Solomon, T, West Virginia ..... 2003  
 Palepoi, Tenny, DT, Utah ..... 2014, '16-17  
 Park, Ernie, G, McMurry ..... 1963-65  
 Parker, Andy, TE, Utah ..... 1989  
 Parker, Eric, WR, Tennessee ..... 2002-06  
 Parker, Vaughn, T, UCLA ..... 1994-03  
 Parks, Billy, WR, Long Beach State ..... 1971  
 Parrella, John, DT, Nebraska ..... 1994-01  
 Parris, Gary, TE, Florida State ..... 1973-74  
 Partee, Dennis, K, Southern Methodist ..... 1968-75  
 Partidge, Rick, P, Utah ..... 1980  
 Patrick, Johnny, CB, Louisville ..... 2013  
 Patten, Joel, T, Duke ..... 1989-90  
 Patterson, Elvis, CB, Kansas ..... 1987-89  
 Pattillo, Darrell, CB/S, Long Beach State ..... 1983  
 Patton, Andre, WR, Rutgers ..... 2019  
 Paul, Harold, T, Oklahoma ..... 1974

Peace, Chris, DE, Virginia ..... 2019  
 Peele, Justin, TE, Oregon ..... 2002-05  
 Pegram, Eric, RB, North Texas ..... 1997  
 Penn, Chris, WR, Tulsa ..... 1999  
 Perretta, Ralph, G, Purdue ..... 1975-80  
 Perry, Jason, S, North Carolina State ..... 1999-01  
 Perry, Joshua, ILB, Ohio State ..... 2016  
 Pettit, Duane, DE, San Diego State ..... 1980  
 Peryman, Denzel, ILB, Miami (Fla.) ..... 2015-19  
 Peters, Volney, DT, Southern California ..... 1960  
 Petrich, Bob, DE, West Texas State ..... 1963-66  
 Pettitt, Duane, DE, San Diego State ..... 1987  
 Philcox, Todd, QB, Syracuse ..... 1997  
 Phillips, Adrian, S, Texas ..... 2014-19  
 Phillips, Irvin, CB, Arkansas Tech ..... 1981  
 Phillips, Joe, DE, Southern Methodist ..... 1987-91  
 Phillips, John, TE, Virginia ..... 2013-15  
 Phillips, Shaun, LB, Purdue ..... 2004-12  
 Philon, Darius, DE, Arkansas ..... 2015-18  
 Pinnock, Andrew, FB, South Carolina ..... 2003-07  
 Pipkins III, Trey, T, Sioux Falls ..... 2003-07  
 Pippens, Jerrell, S, Nebraska ..... 2004-05  
 Plummer, Gary, ILB, California ..... 1986-93  
 Plunk, Dave, WR, Fresno State ..... 1966  
 Plunkett, Sherman, T, Md. - Eastern Shore ..... 1961-62  
 Poll, Carlos, LB, Nebraska ..... 2001-04, '06-07  
 Pollard, Robert, DE, Texas Christian ..... 2004  
 Pope, Marquez, DB, Fresno State ..... 1992-93  
 Pope, Troymaine, RB, Jacksonville State ..... 2019  
 Porter, Jack, C, Oklahoma ..... 1971  
 Post, Dick, RB, Houston ..... 1967-70  
 Pouncey, Mike, C, Florida ..... 2018-19  
 Powell, Jeff, RB, Tennessee ..... 1987  
 Preston, Ray, LB, Syracuse ..... 1976-84  
 Price, Marcus, T, Louisiana State ..... 1997-98  
 Price, Shawn, DT, Pacific ..... 2002  
 Price, Stacy, LB, Arkansas State ..... 1987  
 Pringley, Mike, DE, North Carolina ..... 2000  
 Print, Bob, LB, Dayton ..... 1967-68  
 Prokop, Joe, P, Cal Poly - Pomona ..... 1987  
 Protz, Jack, LB, Syracuse ..... 1970  
 Pullard, Hayes, LB, Southern California ..... 2017-18  
 Pulley, Spencer, C/G, Vanderbilt ..... 2016-17  
 Pupunu, Alfred, TE/HB, Weber State ..... 1992-97, '99

**Q**

Queen, Jeff, RB, Morgan State ..... 1969-71  
 Quessenberry, Scott, C, UCLA ..... 2018-19

**R**

Raab, Marc, C, Southern California ..... 1998  
 Rachal, Latorio, WR, Fresno State ..... 1997-98  
 Ray, Eddie, RB, Louisiana State ..... 1971  
 Raymer, Cory, C, Wisconsin ..... 2002-03  
 Rayner, Dave, K, Michigan State ..... 2007  
 Redden, Barry, RB, Richmond ..... 1987-88  
 Reddick, Kevin, ILB, North Carolina ..... 2014  
 Redman, Rick, DE, Washington ..... 1965-73  
 Reed, Robert, WR, Lambuth ..... 1999  
 Reed, Trovon, CB, Auburn ..... 2016  
 Reeves, Don, DE, Jackson State ..... 1981  
 Reeves, John, LB, Purdue ..... 1999-00  
 Reeves, Walter, TE, Auburn ..... 1996  
 Reid, Carau, DT, Princeton ..... 2016  
 Remmers, Mike, T, Oregon State ..... 2013  
 Rentz, Larry, CB, Florida ..... 1969  
 Reveiz, Fud, K, Tennessee ..... 1990  
 Reyes, Kendall, DE, Connecticut ..... 2012-15  
 Ricardo, Benny, K, San Diego State ..... 1984  
 Rice, Andy, DT, Texas Southern ..... 1970-71  
 Rice, Floyd, LB, Alcorn State ..... 1973-75  
 Richard, Stanley, FS, Texas ..... 1991-94  
 Richards, Dave, T, UCLA ..... 1988-92  
 Richards, Jeff, CB, Emporia State ..... 2018  
 Riches, Wade, K, Louisiana State ..... 2001-02  
 Ricks, Michael, TE, Stephen F. Austin ..... 1998-00  
 Ridge, Houston, DT, San Diego State ..... 1966-69  
 Rinehart, Chad, G, Northern Iowa ..... 2013-14  
 Rivers, Phillip, DB, North Carolina St. ..... 2004-19  
 Robertson, Bo, WR, Cornell ..... 1961  
 Robinson, George, P, Virginia Tech ..... 1981  
 Robinson, Adrian, OLB, Temple ..... 2013  
 Robinson, Derreck, DE, Iowa ..... 2005-06  
 Robinson, Fred, DE, Miami (Fla.) ..... 1984-86  
 Robinson, Gerald, DE, Auburn ..... 1989-90  
 Robinson, Jerry, WR, Grambling ..... 1962-64  
 Robinson, Patrick, CB, Florida State ..... 2015  
 Robinson, Trevor, C, Notre Dame ..... 2014-15

Rochie, Brian, TE, San Jose State	1996-97	Slovacek, Emil, T, Stephen F. Austin	1987	Thompson, Aundra, WR, Texas A&M - Commerce	1981
Rochell, Isaac, DE, Notre Dame	2017-19	Smith, Billy Ray, LB, Arkansas	1983-92	Thompson, Broderick, T, Kansas	1987-92
Rockford, Jim, CB, Oklahoma	1985	Smith, Charlie, RB, Utah	1975	Thompson, Tommy, RB, Southern Illinois	1974
Rodenhauser, Mark, C, Illinois State	1990-91	Smith, Dave, RB, Utah	1970	Thornton, George, DT, Alabama	1991-92
Rodgers, Johnny, WR/RB, Nebraska	1977-78	Smith, Derek, LB, Arizona State	2008	Thrift, Cliff, LT, East Central Oklahoma	1979-84
Rogers, Don, C, South Carolina	1960-64	Smith, Dreamius, RB, West Virginia	2015	Tillery, Jerry, DT, Notre Dame	2019
Rogers, Mel, LB, Florida A&M	1971, 73-74	Smith, Elliot, CB, Alcorn State	1989	Tipton, Dave, DE, Stanford	1974-75
Rogers, Sam, LB, Colorado	2001	Smith, Geno, QB, West Virginia	2018	Tolbert, Jim, S, Lincoln	1966-71, 76
Rolling, Henry, LB, Nevada	1990-92	Smith, Johnny Ray, CB, Lamar	1984	Tolbert, Mike, FB, Coastal Carolina	2008-11
Rome, Tag, WR, Louisiana - Monroe	1987	Smith, Lucious, CB, Cal State Fullerton	1984-85	Tolliver, Billie Joe, QB, Texas Tech	1989-90
Romes, Charles, CB, North Carolina Central	1987	Smith, Neil, DE, Nebraska	2000	Tomlinson, LaDainian, RB, Texas Christian	2001-09
Rosado, Dan, G, Northern Illinois	1987-88	Smith, Ron, S, Wisconsin	1973	Toomer, Corey, ILB, Idaho	2016-17
Rosario, Dante, TE, Oregon	2012	Smith, Ron, WR, San Diego State	1980-81	Toner, Cole, G, Harvard	2018
Rose, Nick, K, Texas	2017-18	Smith, Russ, RB, Miami (Fla.)	1967-70	Toth, Tom, T, Western Michigan	1990
Ross, Brandon's, S, Youngstown State	2015	Smith, Sherman, RB, Miami (Oh.)	1983	Tovar, Steve, LB, Ohio State	1998, 2019
Ross, Kevin, S, Temple	1996	Smith, Willie, T, Eastern Carolina	2013-14	Tranquill, Duane, LB, Notre Dame	2019
Ross, Micah, WR, Jacksonville	2003-04	Smart, Raymond, G, Louisiana State	1993	Trapp, Richard, WR, Florida	1969
Rossovisch, Tim, LB, Southern California	1972-73	Snopes, Angelo, OLB, West Georgia	1986-87	Travenco, Herb, K, Texas College	1964-65
Rote, Tobin, QB, Rice	1963-64	Snowden, Cal, DE, Indiana	1972-73	Travis, John, RB, San Jose State	1966
Roundtree, Raleigh, T, South Carolina State		Speights, Dick, DB, Wyoming	1968	Troutman, Johnnie, G, Penn State	2013-14
1998-01		Spencer, Jimmy, CB, Florida	1998-99	Tucker, Jyles, LB, Wake Forest	2007-10
Rouse, Curtis, G, Tennessee - Chattanooga	1987	Spencer, Tim, RB, Ohio State	1985-90	Tuckett, Phil, WR, Weber State	1968
Rowe, Dwayne, DT, Penn State	1974-75	Spencer, Todd, RB, Southern California	1987	Tuiuei, Van, DE, Arizona	1997
Royal, Eddie, WR, Virginia Tech.	2012-14	Sperky, Rory, TE, Colorado State	2010-11	Tuipulotu, Peter, RB, Brigham Young	1992
Ruff, Orlando, LB, Furman	1999-02	Spires, Takeo, LB, Auburn	2011-12	Turner, John, S, Miami (Fla.)	1984
Runyan, John, T, Michigan	2009	Spellman, Chris, FS, Marshall	2009-10	Turner, Michael, RB, Northern Illinois	2004-07
Rush, Bob, C, Memphis	1977, 79-82	Sproles, Darren, RB/KR, Kansas St.	2005, 07-10	Turner, Nate, WR, Nevada - Las Vegas	2001
Russ, Reggie, S, Kentucky	1999-00	Sprule, Michael, WK/RK, Mississippi	2012	Turner, Scott, CB, Illinois	1998-01
Russek, Broker, RB, Texas State	1980	Square, Damon, NT, Alabama	2015-19	Tuthill, James, K, Cal Poly - SLO	2002
Russell, Leonard, RB, Arizona State	1996	Stadnik, John, C, Western Illinois	1987	Tyler, Maurice, S, Morgan State	1975
<b>S</b>		Staggs, Jeff, LB, San Diego State	1966-71, 74	<b>U</b>	
Salave'a, Joe, DT, Arizona	2003	Stanley, Walter, WR, Mesa State	1992	Umphrey, Rich, G, Colorado	1985
Salsbury, Sean, QB, Southern California	1996	Steels, Anthony, RB, Nebraska	1985, 87	Unitas,Johnny, QB, Louisville	1973
Saiter, Bryan, SS, Pittsburgh	1971-73	Stein, Bob, LB, Minnesota	1975	Unrein, Mitch, DT, Wyoming	2015
Samuels, Chris, RB, Texas	1991	Stephens, Tremayne, RB, NC State	1998-99	Ureiri, Terry, NT, Colorado State	1986-87
Sanchez, David, CB, Oregon	2001-02	Stephenson, Jay, QB, Florida	1967	Usher, Darryl, WK/RK, Illinois	1989
Sanders, Bob, S, Iowa	2011	Stewart, Wayne, TE, California	1974	<b>V</b>	
Sant, Patrick, LB, Clemson	1996-97	Still, Bryan, WR, Virginia Tech	1996-99	Vaa Raaphorst, Dick, K, Ohio State	1966-67
Sartin, Martin, RB, Long Beach State	1987	Stinger, Hal, CB, Hawaii	1975-80	Van Buren, Courtney, T, Ark - Pine Bluff	2003-04
Sartin, Dan, C, Mississippi	1969	Stoltengen, Bryan, C, Colorado	1996	Vanhorse, Sean, CB, Howard	1992-94
Sasa, Don, DT, Washington State	1995-96	Stratton, Mike, LB, Tennessee	1973	Vanover, Tamarric, WR, Florida State	2002
Savage, Tony, NT, Washington State	1990, '92	Strickland, Donald, CB, Colorado	2010	Vasquez, Louis, G, Texas Tech	2009-12
Sayers, Ron, RB, Nebraska - Omaha	1969	Strozier, Wilbur, TE, Georgia	1988	Vaughn, Cassius, CB, Mississippi	2015
Scafe, Damik, DE, Boston College	2012	Strozier, Art, TE, Kansas State	1970-71	Verritt, Jason, CB, Texas Christian	2014-17
Scales, Dwight, WR, Grambling	1981-83	Stuckey, Darrell, S, Kansas	2010-16	Vertefeuille, Brian, G, Idaho	1974
Scarber, Sam, RB, New Mexico	1975-76	Sturgis, Caleb, K, Florida	2018	Vlach, Mark, QB, Iowa	1987-88, '90
Scarpitto, Bob, DB, Notre Dame	1961	Sullivan, John, SS, California	1986	Voisek, Billy, QB, Fresno State	2006-07, '09-11
Schilling, Stephen, T, Michigan	2011-13	Sullivan, Kent, P, Cal Lutheran	1993	<b>W</b>	
Schleicher, Maury, DE, Penn State	1960-62	Swayne, Harry, T, Rutgers	1991-96	Wagner, Bryan, P, Cal State - Northridge	1994

White, Kyzir, LB, West Virginia . . . . . 2018-19  
 White, Lee, RB, Weber State . . . . . 1972  
 White, Ray, LB, Syracuse . . . . . 1971-72  
 White, Reggie, DT, North Carolina A&T . . . . . 1992-94  
 Whitehead, Bud, S, Florida State . . . . . 1961-68  
 Whitehurst, Charlie, QB, Clemson . . . . . 2006, '13  
 Whitley, Curtis, C, Clemson . . . . . 1992-94  
 Whitman, Josh, TE, Illinois . . . . . 2001  
 Whittaker, Nat, CB, Washington . . . . . 1966  
 Whittaker, Fozzy, RB, Texas . . . . . 2013  
 Wiggins, Kenny, G/T, Fresno State . . . . . 2014-17  
 Wilcher, Mike, LB, North Carolina . . . . . 1991  
 Wiley, Marcellus, DE, Columbia . . . . . 2001-03  
 Wilhelm, Matt, LB, Ohio State . . . . . 2003-08  
 Wilkerson, Doug, G, NC Central . . . . . 1971-84  
 Williams, Al, WR, Nevada . . . . . 1987  
 Williams, Andre, RB, Boston College . . . . . 2016-17  
 Williams, Clarence, RB, South Carolina . . . . . 1977-81  
 Williams, Dave, WR, Washington . . . . . 1972-73  
 Williams, Demorrio, LB, Nebraska . . . . . 2012  
 Williams, Eric, LB, Southern California . . . . . 1984  
 Williams, Gerome, S, Houston . . . . . 1997-98  
 Williams, Henry, CB, San Diego State . . . . . 1983  
 Williams, Jamaal, DT, Oklahoma State . . . . . 1998-09  
 Williams, Jeff, T, Rhode Island . . . . . 1981

Williams, Jerrol, OLB, Purdue . . . . . 1993  
 Williams, Lee, DE, Bethune - Cookman . . . . . 1984-90  
 Williams, Lester, NT, Miami (Fla.) . . . . . 1986  
 Williams, Mike, WR, Clemson . . . . . 2017-19  
 Williams, Mike, CB, Louisiana State . . . . . 1975-82  
 Williams, Sam, S, California . . . . . 1974-75  
 Williams, Sammy, T, Oklahoma . . . . . 2002  
 Williams, Steve, CB, California . . . . . 2014-16  
 Williams, Sylvester, DT, North Carolina . . . . . 2019  
 Williams, Tom, DT, California - Davis . . . . . 1970-71  
 Williams, Tourek, OLB, FIU . . . . . 2013-14, '16  
 Williams, Trevor, CB, Penn State . . . . . 2016-18  
 Williams, Tyrell, WR, Western Oregon . . . . . 2015-18  
 Wilson, Earl, DE, Kentucky . . . . . 1985-87  
 Wilson, Jerry, S, Southern University . . . . . 2002-05  
 Wilson, Jimmy, S, Montana . . . . . 2015  
 Wilson, Karl, DE, Louisiana State . . . . . 1987-88  
 Wilson, Kion, LB, South Florida . . . . . 2010  
 Wilson, Kris, TE, Pittsburgh . . . . . 2008-10  
 Wilson, Kyle, LB, Arkansas State . . . . . 2018  
 Wilson, Walter, WR, East Carolina . . . . . 1990  
 Windt, Mike, C, Cincinnati . . . . . 2010-18  
 Winslow, Kellen, TE, Missouri . . . . . 1979-87  
 Winter, Blaise, DE, Syracuse . . . . . 1986-87, '92-94  
 Withrow, Cal, C, Kentucky . . . . . 1970

Withrow, Cory, C, Washington State . . . . . 2006-07  
 Wojcik, Greg, DT, Southern California . . . . . 1972-73, '75  
 Womble, Royce, FL, North Texas . . . . . 1960  
 Wood, Dick, QB, Auburn . . . . . 1962  
 Wood, Mike, K, Southeast Missouri State . . . . . 1979-80  
 Woodard, Ken, LB, Tuskegee . . . . . 1988-89  
 Woodcock, John, DE, Hawaii . . . . . 1981-82  
 Woodhead, Danny, RB, Chadron State . . . . . 2013-16  
 Woods, Don, RB, New Mexico . . . . . 1974-80  
 Wright, Ernie, T, Ohio State . . . . . 1960-67  
 Wright, Shareece, CB, Southern California . . . . . 2011-14  
 Wyatt, Kevin, CB, Arkansas . . . . . 1986  
 Wynn, Jarius, DE, Georgia . . . . . 2013

**Y**  
 Young, Andre, S, Louisiana Tech . . . . . 1982-84  
 Young, Duane, TE, Michigan State . . . . . 1991-95  
 Young, Glen, LB, Syracuse . . . . . 1995-96  
 Young, Lonnie, S, Michigan State . . . . . 1994  
 Young, Rickey, RB, Jackson State . . . . . 1975-77  
 Young, Wilbur, DE, William Penn . . . . . 1978-82

**Z**  
 Zachary, Ken, RB, Oklahoma State . . . . . 1987  
 Zandofsky, Mike, G, Washington . . . . . 1990-93  
 Zeman, Bob, S, Wisconsin . . . . . 1960-61, '65-66

## ALL-TIME COLLEGES

Abilene Christian . . . . .	3	Florida . . . . .	15	Mississippi Valley . . . . .	1	Southern Illinois . . . . .	2
Akron . . . . .	1	Florida A&M . . . . .	5	Missouri . . . . .	7	Southern Methodist . . . . .	7
Alabama . . . . .	10	Florida International . . . . .	2	Montana . . . . .	1	Southern Mississippi . . . . .	3
Alabama - Birmingham . . . . .	2	Florida State . . . . .	19	Montana State . . . . .	2	Southern University . . . . .	5
Albany . . . . .	1	Fort Hays State . . . . .	1	Mount Union . . . . .	1	Southern Utah . . . . .	1
Alcorn State . . . . .	4	Fresno State . . . . .	16	Mt. San Antonio . . . . .	1	Southwestern Louisiana . . . . .	1
American International (Mass.) . . . . .	1	Furman . . . . .	1	Navy . . . . .	1	Stanford . . . . .	12
Appalachian State . . . . .	1	Georgia . . . . .	11	Nebraska . . . . .	19	Stephen F. Austin . . . . .	3
Arizona . . . . .	12	Georgia Southern . . . . .	1	Nebraska - Omaha . . . . .	3	SW Texas State . . . . .	2
Arizona State . . . . .	14	Georgia Tech . . . . .	9	Nevada . . . . .	5	Syracuse . . . . .	18
Arkansas . . . . .	15	Grambling . . . . .	14	Nevada - Las Vegas . . . . .	7	Temple . . . . .	4
Arkansas - Pine Bluff . . . . .	3	Hampton . . . . .	2	New Hampshire . . . . .	2	Tennessee . . . . .	19
Arkansas State . . . . .	3	Harvard . . . . .	1	New Haven . . . . .	2	Tennessee - Chattanooga . . . . .	2
Arkansas Tech . . . . .	1	Hawaii . . . . .	9	New Mexico . . . . .	4	Tennessee - Martin . . . . .	1
Auburn . . . . .	21	Heidelberg . . . . .	1	New Mexico State . . . . .	7	Tennessee State . . . . .	7
Austin Peay . . . . .	1	Henderson State . . . . .	2	Norfolk State . . . . .	4	Tennessee Tech . . . . .	1
Baylor . . . . .	8	Hofstra . . . . .	1	North Alabama . . . . .	1	Texas . . . . .	11
Bethune - Cookman . . . . .	2	Houston . . . . .	10	North Carolina . . . . .	14	Texas - El Paso . . . . .	3
Bloomsburg (Pa.) . . . . .	1	Howard . . . . .	1	North Carolina A&T . . . . .	5	Texas A&M . . . . .	13
Boise State . . . . .	1	Idaho . . . . .	5	North Carolina Central . . . . .	4	Texas A&M - Commerce . . . . .	1
Boston College . . . . .	9	Idaho State . . . . .	1	North Carolina State . . . . .	13	Texas A&M - Kingsville . . . . .	3
Boston University . . . . .	2	Illinois . . . . .	12	North Central Illinois . . . . .	1	Texas Christian . . . . .	9
Bowling Green . . . . .	2	Illinois State . . . . .	1	North Dakota State . . . . .	2	Texas College . . . . .	1
Brigham Young . . . . .	7	Indiana . . . . .	7	North Texas . . . . .	4	Texas Southern . . . . .	5
Buffalo . . . . .	2	Indiana (Pa.) . . . . .	1	Northeast Louisiana . . . . .	3	Texas State . . . . .	2
Cal Lutheran . . . . .	2	Indiana State . . . . .	2	Northern Arizona . . . . .	2	Texas Tech . . . . .	9
Cal Poly - Pomona . . . . .	2	Iowa . . . . .	13	Northern Illinois . . . . .	3	Toledo . . . . .	1
Cal Poly - San Luis Obispo . . . . .	2	Iowa State . . . . .	5	Notre Dame . . . . .	18	Trinity . . . . .	1
Cal State - Los Angeles . . . . .	3	Jackson State . . . . .	7	Northwestern . . . . .	2	Troy . . . . .	2
Cal State - Northridge . . . . .	1	Jacksonville . . . . .	1	Northwestern Oklahoma State . . . . .	1	Tulane . . . . .	3
Cal State - Sacramento . . . . .	1	Jacksonville State . . . . .	3	Notre Dame . . . . .	18	Tulsa . . . . .	4
Cal State Fullerton . . . . .	2	Johnson Smith . . . . .	3	Occidental . . . . .	2	Tuskegee . . . . .	2
California . . . . .	22	Kansas . . . . .	10	Ohio State . . . . .	19	UCLA . . . . .	15
California - Davis . . . . .	4	Kansas State . . . . .	12	Oklahoma . . . . .	16	US International . . . . .	1
Cathage . . . . .	2	Kent State . . . . .	3	Oklahoma State . . . . .	11	Utah . . . . .	9
Central Florida . . . . .	1	Kentucky . . . . .	7	Oregon . . . . .	10	Utah State . . . . .	5
Central Florida CC . . . . .	1	Lakeland . . . . .	1	Oregon State . . . . .	7	Vanderbilt . . . . .	4
Central Michigan . . . . .	2	Lamar . . . . .	1	Oregon Tech . . . . .	1	Villanova . . . . .	2
Chadron State . . . . .	1	Lambuth . . . . .	1	Pacific . . . . .	4	Virginia . . . . .	10
Cincinnati . . . . .	7	Lane (Tenn.) . . . . .	1	Penn Military . . . . .	1	Virginia Tech . . . . .	9
Citadel . . . . .	2	Liberty . . . . .	1	Penn State . . . . .	15	Virginia Union . . . . .	1
Clarion . . . . .	1	Lincoln . . . . .	1	Pittsburgh . . . . .	8	Wake Forest . . . . .	3
Clark (Ga.) . . . . .	1	Lindenwood . . . . .	1	Portland State . . . . .	2	Washington . . . . .	16
Clemson . . . . .	14	Livingston (Ala.) . . . . .	1	Princeton . . . . .	2	Washington State . . . . .	13
Coastal Carolina . . . . .	2	Long Beach State . . . . .	10	Purdue . . . . .	13	Weber State . . . . .	7
Colgate . . . . .	1	Louisiana - Lafayette . . . . .	1	Rhode Island . . . . .	1	West Chester . . . . .	1
Colorado . . . . .	10	Louisiana - Monroe . . . . .	1	Rice . . . . .	4	West Georgia . . . . .	3
Colorado State . . . . .	8	Louisiana State . . . . .	20	Richmond . . . . .	3	West Texas A&M . . . . .	1
Columbia . . . . .	2	Louisiana Tech . . . . .	3	Robert Morris . . . . .	1	West Texas State . . . . .	2
Compton JC . . . . .	1	Louisville . . . . .	4	Rutgers . . . . .	4	West Virginia . . . . .	6
Concordia . . . . .	1	Maine . . . . .	1	Saginaw Valley State . . . . .	1	Western Illinois . . . . .	4
Connecticut . . . . .	4	Marshall . . . . .	4	Sam Houston State . . . . .	1	Western Kentucky . . . . .	2
Cornell . . . . .	2	Maryland . . . . .	10	San Diego State . . . . .	37	Western Michigan . . . . .	2
Dartmouth . . . . .	1	Maryland - Eastern Shore . . . . .	1	San Francisco State . . . . .	1	Western Ontario . . . . .	1
Dayton . . . . .	2	McMurry . . . . .	3	San Jose State . . . . .	9	Western Oregon . . . . .	1
Delaware . . . . .	1	McNeese State . . . . .	1	Santa Clara . . . . .	1	Western State . . . . .	2
Drake . . . . .	1	Memphis . . . . .	9	SE Louisiana . . . . .	2	Wichita State . . . . .	2
Duke . . . . .	3	Mesa State . . . . .	2	Sioux Falls . . . . .	1	William & Mary . . . . .	4
East Carolina . . . . .	2	Miami (Fla.) . . . . .	15	Sonoma State . . . . .	1	William Penn . . . . .	1
East Central Oklahoma . . . . .	1	Miami (Oh.) . . . . .	4	South Carolina . . . . .	10	Williams (Mass.) . . . . .	1
Eastern Kentucky . . . . .	2	Michigan . . . . .	11	South Carolina State . . . . .	4	Winston-Salem . . . . .	4
Eastern Michigan . . . . .	1	Michigan State . . . . .	15	South Dakota State . . . . .	3	Wisconsin . . . . .	17
Eastern Washington . . . . .	2	Millersville (Pa.) . . . . .	1	South Florida . . . . .	2	Wyoming . . . . .	8
Emporia . . . . .	1	Minnesota . . . . .	7	Southeast Missouri State . . . . .	1	Youngstown State . . . . .	2
Fayetteville State . . . . .	1	Mississippi . . . . .	12	Southern California . . . . .	40		
Findlay . . . . .	1	Mississippi State . . . . .	6	Southern Connecticut State . . . . .	1		

# ALL-TIME NUMERICAL ROSTER

\* wore more than one number during career

1 Ricardo, Benny, K (1984)  
 1 Sullivan, Kent, P (1993)  
 1 McBriar, Mat (2014)  
 1 Long, Ty, P (2019)  
 2 Mojsiejenko, Ralf, P-K (1985-88)  
 2 Bennett, Darren, P (1995-03)  
 2 Lambro, Josh, K (2015-16)  
 3 Agajanian, Ben, K (1960-61, 1964)  
 3 Bahr, Chris, K (1989)  
 3 Carney, John, K (1990-00)  
 3 Brown, Kris, K (2010)  
 3 Smith, Geno, QB (2018)  
 3 McGill, T.Y., DT (2019)  
 4 Roberts, George, P (1981)  
 4 Gaffney, Jeff, K (1987)  
 4 Harbaugh, Jim, QB (1999-00)  
 4 Badgley, Michael, K (2018-19)  
 5 Colbert, Lewis, P (1989)  
 5 Whelihan, Craig, QB (1995-98)  
 5 Richey, Wade, K (2001-02)  
 5 Scifres, Mike, P (2003-15)  
 5 Coons, Travis, K (2017)  
 5 Jones, Donnie, P (2018)  
 5 Taylor, Tyrod, QB (2019)  
 6 Wersching, Ray, K (1976)\*  
 6 Benirschke, Rolf, K (1977-86)  
 6 DeLine, Steve, K (1988)  
 6 Turner, Nate, WR (2001)  
 6 Whitehurst, Charlie, QB (2006, '13)  
 6 Rose, Nick, K (2017-18)  
 6 Sturgis, Caleb, K (2018)  
 7 Carter, Virgil, QB (1975)  
 7 Bell, Eddie, WR (1976)  
 7 Buford, Maury, P (1982-84)  
 7 Mathison, Bruce, QB (1983-84, 86)  
 7 Neuheisel, Rick, QB (1987)  
 7 Reveiz, Fuad, K (1990)  
 7 Davis, Greg, K (1997)  
 7 Flutie, Doug, QB (2001-04)  
 7 Volek, Billy, QB (2006-07, 09-11)  
 8 West, Jeff, P (1979)\*  
 8 Prokop, Joe, P (1987)  
 8 Ilesic, Hank, P (1989)  
 8 Salisbury, Sean, QB (1996)  
 8 Weldon, Casey, QB (1997)  
 8 Christie, Steve, K (2001-03)  
 8 Kaser, Drew, P (2016-18)  
 9 Gerela, Roy, K (1979)  
 9 Herrmann, Mark, QB (1985-87)  
 9 McMahon, Jim, QB (1989)  
 9 Wagner, Bryan, P (1994)  
 9 Brees, Drew, QB (2001-05)  
 9 Novak, Nick, K (2011-14, '17)  
 9 Koo, Younghoe, K (2017)  
 10 McClard, Bill, K (1972)  
 10 Douglass, Bobby, QB (1975)  
 10 Hoopes, Mitch, P (1976)  
 10 Olander, Cliff, QB (1977-79)  
 10 Kelley, Mike, QB (1987)  
 10 Abbott, Vince, K (1987-88)  
 10 Kidd, John, P (1990-94)  
 10 Kaeding, Nate, K (2004-12)  
 10 Hawkins, Lavelle, WR (2013)  
 10 Clemens, Kellen, QB (2014-17)  
 11 Luther, Ed, QB (1980-84)  
 11 Tolliver, Billy Joe, QB (1989-90)  
 11 Brohm, Jeff, QB (1994)  
 11 Everrett, Jim, QB (1997)  
 11 Ross, Micah, WR (2003-04)  
 11 Naanee, Legedu, TE-WR (2008-10)\*  
 11 Royal, Eddie, WR (2012-14)  
 11 Johnson, Stevie, WR (2015)  
 11 Davis, Jeremy, WR (2017-18)\*

12 Harris, James, QB (1977-81)  
 12 Dufek, Joe, QB (1985)  
 12 Laufenberg, Babe, QB (1985, 1988)  
 12 Flick, Tom, QB (1986)  
 12 Humphries, Stan, QB (1992-97)  
 12 Kramer, Erik, QB (1999)  
 12 Crayton, Patrick, WR (2010-11)  
 12 Meachem, Robert, WR (2012)  
 12 Jones, Jacoby, WR-KR (2015)  
 12 Benjamin, Travis, WR-KR (2016-19)  
 13 Tensi, Steve, QB (1965-66)  
 13 Clark, Wayne, QB (1970-73)  
 13 Horn, Don, QB (1974)  
 13 Vlasic, Mark, QB (1987-88, 90)  
 13 Brennan, Brian, WR (1992)  
 13 Gilbert, Gale, QB (1994-95)  
 13 Moreno, Moses, QB (1999-00)  
 13 Floyd, Malcom, WR (2004)\*  
 13 Walters, Bryan, WR (2011)  
 13 Ajirotutu, Seyi, WR (2012)\*  
 13 Allen, Keenan, WR (2013-19)  
 14 Domes, Marty, QB (1969-71)  
 14 Fouts, Dan, QB (1973-87)  
 15 Kemp, Jack, QB (1960-62)  
 15 Breaux, Don, QB (1964-65)  
 15 Henning, Dan, QB (1966)  
 15 Brittenum, Jon, QB (1968)  
 15 Mikolajewski, Pete, QB (1969)  
 15 Mercer, Mike, K (1970)  
 15 Wersching, Ray, K (1973-75)\*  
 15 Fritsch, Toni, K (1976)  
 15 Archer, David, QB (1989)  
 15 Philcox, Todd, QB (1997)  
 15 Goodman, Richard, WR (2010-12)  
 15 Inman, Dontrelle (2014-16, '19)  
 15 Guyton, Jalen, WR (2019)  
 16 Keckin, Val, QB (1962)  
 16 Longley, Clint, QB (1976)  
 16 Wood, Mike, K (1979-80)  
 16 Thomas, Bob, K (1985)  
 16 Malone, Mark, QB (1988)  
 16 Gagliano, Bob, QB (1991-92)  
 16 Leaf, Ryan, QB (1998-00)  
 16 Rayner, Dave, K (2007)  
 16 Banks, Gary, WR (2010)  
 16 Seyi Ajirotutu, WR (2013-14)\*  
 16 Williams, Tyrell, WR (2015-18)  
 16 Patton, Andre, WR (2019)  
 17 Laraba, Bob, QB-LB (1960-61)  
 17 Enis, Hunter, QB (1961)  
 17 Greene, Tom, QB (1961)  
 17 Wood, Dick, QB (1962)  
 17 Freitas, Jesse, QB (1974-75)  
 17 Partridge, Rick, P (1980)  
 17 Friesz, John, QB (1990-91, 93)  
 17 Tuthill, James, K (2002)  
 17 Rivers, Philip, QB (2004-19)  
 18 Rote, Tobin, QB (1963-64)  
 18 Stephenson, Kay, QB (1967)  
 18 Joiner, Charlie, WR (1976-86)  
 19 Clatterbuck, Bobby, QB (1960)  
 19 Alworth, Lance, FL (1963-70)\*  
 19 Unitas, Johnny, QB (1973)  
 19 Jeffrey, Neal, QB (1976)  
 19 Munson, Bill, QB (1977)

20 Ford, Fred, RB (1960)  
 20 Thomas, Jesse, S (1960)  
 20 McDougall, Gerry, RB (1962-64, 68)  
 20 Farr, Miller, CB (1965-66)  
 20 Smith, Russ, RB (1967-70)  
 20 Garrett, Mike, RB (1970-73)  
 20 Rodgers, Johnny, WR-RB (1977-78)  
 20 Henderson, Reuben, CB (1983-84)  
 20 Davis, Wayne, CB (1985-86)  
 20 Redden, Barry, RB (1987-88)  
 20 Nelson, Darrin, RB (1989-90)  
 20 Samuels, Chris, RB (1991)  
 20 Means, Natrone, RB (1993-95, 98-99)  
 20 Dumas, Michael, S (1997, 2000)\*  
 20 Wilson, Jerry, S (2002-05)  
 20 McCree, Marlon, S (2006-07)  
 20 Cason, Antonio, CB (2008-12)  
 20 Butler, Crezdon, CB (2013)  
 20 Davis, Chris, CB (2014)  
 20 Lowery, Dwight, FS (2016)  
 20 King, Desmond, DB (2017-19)  
 21 Hadl, John, QB (1962-72)  
 21 Bonner, Glen, RB (1974-75)  
 21 Duren, Clarence, S (1977)  
 21 Brooks, James, RB (1981-83)  
 21 McGee, Buford, RB (1984-86)  
 21 McConkey, Phil, WR-PR (1989)  
 21 Gordon, Darrin, CB (1993-96)  
 21 Metcalfe, Eric, WR-KR (1997)  
 21 Tomlinson, LaDainian, RB (2001-09)  
 22 Lincoln, Keith, RB (1961-66, 68)  
 22 Post, Dick, RB (1967-70)  
 22 Hayes, Tom, CB (1976)  
 22 Thomas, Mike, RB (1979-80)  
 22 Byrd, Gill, CB (1983-92)  
 22 Culver, Rodney, RB (1995)\*  
 22 Brew, Dorian, CB (1997)  
 22 Spencer, Jimmy, CB (1998-99)  
 22 Denton, Tim, CB (2000)  
 22 Harrison, Lloyd, CB (2001)  
 22 Davis, Sammy, CB (2003-05)  
 22 Hester, Jacob, RB-FB (2008-11)  
 22 Carr, Chris, CB-KR (2012)  
 22 Cox, Derek, CB (2013)  
 22 Verrett, Jason, CB (2014-18)  
 22 Jackson, Justin, RB (2019)\*  
 23 Lowe, Paul, RB (1960-68)  
 23 Montgomery, Mike, RB (1971)  
 23 Jones, Ray, CB (1972)  
 23 Hoey, George, CB (1974)  
 23 Smith, Charlie, RB (1975)  
 23 Morris, Mercury, RB (1976)  
 23 Phillips, Irvin, CB (1981)  
 23 Walters, Danny, CB (1983-87)  
 23 Bennett, Roy, CB (1988-89)  
 23 Shelton, Anthony, CB (1990-91)  
 23 Gayle, Shaun, SS (1995)  
 23 Williams, Gerome, S (1997-98)  
 23 Jenkins, DeRon, CB (2000)  
 23 Jammer, Quentin, CB (2002-12)  
 23 Brown, Ronnie, RB (2013)\*  
 23 Williams, Steve, CB (2014-15)\*  
 23 McCoil, Dexter, S (2016-17)  
 23 Jenkins, Rayshawn, S (2018-19)\*

COMMUNITY

FRONT OFFICE

VETERANS

DRAFT PICKS  
& FREE AGENTS

2019 IN  
REVIEW

ALL-TIME  
CHARGERS

GENERAL  
INFORMATION

GENERAL INFORMATION	2019 IN REVIEW	DRAFT PICKS & FREE AGENTS	VETERANS	FRONT OFFICE	COMMUNITY
24	Hayes, Luther, SE (1961)	28	Womble, Royce, FL (1960)	33	Martin, Blanche, RB (1960)
24	Alworth, Lance, FL (1962)*	28	Mendez, Mario, WR (1964)	33	Gillett, Fred, LB (1962)
24	Kinderman, Keith, RB (1963-64)	28	Speights, Dick, WR (1968)	33	Graham, Kenny, S (1964-69)
24	Howard, Bob, CB (1967-74)	28	McGee, Willie, CB (1973)	33	Thomas, Duane, RB (1972)
24	Owens, Artie, WR (1979)*	28	Buchanan, Willie, CB (1979-82)	33	Woods, Don, RB (1974-80)
24	Washington, Joe, RB (1976-77)	28	Greene, Ken, S (1983-84)	33	Smith, Lucious, CB (1984-85)
24	McPherson, Miles, S (1982-85)	28	Croudip, David, CB (1985)	33	Martin, David, CB (1986)
24	Smith, Johnny Ray, CB (1984)	28	Rockford, Jim, CB (1985)	33	Sullivan, John, SS (1986)
24	Taylor, Ken, CB (1986)	28	Hudson, Mike, S (1987)	33	Zachary, Ken, RB (1987)
24	Anderson, Anthony, S (1987)	28	Watts, Ted, S (1987)	33	Brinson, Dana, RB (1989)
24	Scott, Kevin, RB (1988)	28	Smith, Elliot, CB (1989)	33	Harmon, Ronnie, RB (1990-95)
24	Lyles, Lester, SS (1989-90)	28	Elder, Donnie, CB (1990-91)	33	Bouie, Kevin, RB (1996)
24	Richard, Stanley, FS (1991-94)	28	Harper, Dwayne, CB (1994-98)	33	Brown, Gary, RB (1997)
24	Hayden, Aaron, RB (1995-96)	28	Jenkins, Ronney, RB-KR (2000-02)	33	Dodge, Dedrick, S (1998)
24	Pegram, Eric, RB (1997)	28	Pippens, Jerrell, S (2004-05)	33	Sanchez, Davis, CB (2001-02)
24	Brown, Fakhir, CB (1999-00)	28	Gregory, Steve, S (2006-10)	33	Turner, Michael, RB (2004-07)
24	Milburn, Glyn, RB (2001)	28	Taylor, Brandon, S (2012)	33	Hughes, Dante, CB (2009-11)
24	Chatman, Jesse, RB (2002-04)	28	Draughn, Shaun, RB (2014)	33	McClain, Le Ron, FB (2012-13)
24	Lott, Andre, S (2006)	28	Gordon, Melvin, RB (2015-18)*	33	Duce, Greg, CB (2015)
24	Gordon, Cletis, CB (2006-08)	28	Facyson, Brandon, CB (2019)*	33	McCluster, Dexter, RB-KR (2016)
24	Mathews, Ryan, RB (2010-14)	29	Nix, Doyle, CB (1960)	33	Boston, Tre, S (2017)
24	Flowers, Brandon, CB (2015-16)*	29	Robinson, Jerry, WR (1962-64)	33	James, Derwin, S (2018-19)
24	Williams, Trevor, CB (2017-18)*	29	Partee, Dennis K (1968-75)	33	Zeman, Bob, S (1960-61, 65-66)
24	Luani, Shalom, S (2019)	29	Williams, Mike, CB (1975-82)	34	Dragon, Oscar, RB (1972)
25	Gibson, Claude, CB (1961-62)	29	Hendy, John, CB (1985)	34	Young, Ricky, RB (1975-77)
25	Westmoreland, Dick, CB (1963-65)	29	Romes, Charles, CB (1987)	34	Harrington, LaRue, RB (1980)
25	Newell, Steve, WR (1967)	29	Fuller, Joe, CB (1990)	34	Patterson, Elvis, CB (1987-89)
25	LeVias, Jerry, WR (1971-74)	29	Carrington, Darren, CB (1991-94)	34	Hendrickson, Steve, HB-LB (1990-94)
25	Tyler, Maurice, S (1975)	29	Shaw, Terrance, CB (1995-99)	34	Craver, Aaron, RB (1997)
25	Cappelletti, John, FB (1980-83)	29	Turner, Scott, CB (1998-01)	34	Stephens, Tremayne, RB (1998-99)
25	Morris, Wayne, RB (1984)	29	Hatcher, Armon, S (2000)	34	Okanlawon, Tony, CB (2003)
25	Glenn, Vencie, FS (1986-90)	29	Florence, Drayton, CB (2003-07)	34	Pinnock, Andrew, FB (2003-07)
25	Vanhorse, Sean, CB (1992-94)	29	Bennett, Michael, RB (2008-09)	34	Latsko, Billy, FB (2010)
25	Bradford, Paul, CB (1997)	29	Bennett, Fred, CB (2010)	34	Whittaker, Fozzy, RB (2013)
25	Rusk, Reggie, S (1999-00)	29	Wright, Shareece, CB (2011-14)	34	Brown, Donald, RB (2014-15)
25	Molden, Alex, CB (2001-02)	29	Mager, Craig, CB (2015-18)	34	Watt, Derek, FB (2016-19)
25	Fletcher, Jamar, CB (2004-05)	29	Richards, Jeff, CB (2018)	35	Garner, Bob, CB (1960)
25	Cromartie, Antonio, CB (2006)*	29	Johnson, Dontae, CB (2019)	35	Braxton, Hezekiah, RB (1962)
25	Ellison, Kevin, S (2009)	30	Horton, Bob, LB (1964-65)	35	Travenio, Herb, K (1964-65)
25	Stuckey, Darrell, S (2010-16)	30	Salter, Bryant, S (1971-73)	35	Sartin, Dan, C (1969)*
25	Jenkins, Rayshaw, S (2017)*	30	Scarber, Sam, RB (1975-76)	35	Detwiler, Chuck, S (1970-72)
25	Gordon, Melvin, RB (2019)*	30	Laird, Bruce, S (1982-83)	35	Thomas, Bob, RB (1973-74)
26	Sears, Jim, S (1960)	30	Byers, Scott, S (1984)	35	Baker, Tony, RB (1975)
26	Roberson, Bo, WR (1961)	30	King, David, CB (1985)	35	Barnes, Lawrence, RB (1977-78)
26	Coan, Bert, RB (1962)	30	Wyatt, Kevin, CB (1986)	35	Butts, Marion, RB (1989-93)
26	Carson, Kern, HB (1965)	30	Middleton, Frank, RB (1987)	35	Culver, Rodney, RB (1994)*
26	Hubbert, Brad, RB (1967-70)	30	Seale, Sam, CB (1988-91)	35	Bradley, Freddie, RB (1996)
26	Jones, Clint, RB (1973)	30	Pope, Marquez, DB (1992-93)	35	Gardner, Carwell, FB (1997)
26	Atkins, Dave, RB (1975)	30	Carswell, Robert, S (2001-02)	35	Faznock, Jermaine, RB (1999-00)
26	Mitchell, Lydell, RB (1978-79)	30	Strickland, Donald, CB (2010)	35	Lyle, Keith, FS (2002)
26	Jackson, Bernard, CB (1980)	30	Brown, Ronnie, RB (2012, 2014)*	35	Johnson, Leon, RB (2003)
26	Dykes, Donald, CB (1982)	30	Daniels, Matt, S (2015)	35	Tolbert, Mike, FB (2008-11)
26	James, Lionel, RB-KR (1984-88)	30	Ekeler, Austin, RB (2017-19)	35	McClain, Robert, CB (2016)
26	Usher, Darryl, WR-KR (1989)	31	Sayers, Ron, RB (1969)	35	Pope, Troymaine, RB (2019)
26	Lilly, Sam, CB (1990)	31	Pattillo, Darrell, CB-S (1983)	36	Harris, Dick, CB (1960-65)
26	Fields, Floyd, S (1991-93)	31	Kay, Bill, CB (1984)	36	Marsh, Frank, CB (1967)
26	Orlando, Bo, FS (1995)	31	Corley, Anthony, RB (1985)	36	Farley, Dick, S (1968-69)
26	Lewis, Darryll, CB (1999-00)	31	Powell, Jeff, RB (1987)	36	Ray, Eddie, RB (1971)
26	Castille, Simeon, CB (2009)	31	Coleman, Leonard, S (1988)	36	Davis, Mike, SS (1987)
26	Watkins, Pat, S (2010)	31	McEwen, Craig, TE (1989-91)	36	Mickles, Joe, RB (1990)
26	Wallace, C.J., S (2011)	31	Davis, Brian, CB (1993)	36	Hall, Delton, S (1992)
26	Bigby, Atari, S (2012)	31	Clark, Willie, CB (1994-96, 1998)	36	Ross, Kevin, S (1996)
26	Patrick, Johnny, CB (2013)	31	Perry, Jason, S (1999-01)	36	Lee, Veldon, S (1998)
26	Flowers, Brandon, CB (2014)*	31	Milligan, Hanik, S (2004-05)	36	Fox, Moryn, S (2002-03)
26	Robinson, Patrick, CB (2015)	31	Cromartie, Antonio, CB (2007-09)*	36	Curry, Markus, CB (2006)
26	Hayward, Casey, CB (2016-19)	31	Carter, Tyrone, S (2010)	36	Battle, Tra, S (2008)
27	Waller, Ron, RB (1960)	31	Sanders, Bob, S (2011)	36	Teal, Quinton, S (2010)
27	McNeil, Charlie, CB (1960-64)	31	Gatson, Greg, CB (2012)	36	Brinkley, Curtis, RB (2012)*
27	Garrison, Gary, SE (1966-76)	31	Marshall, Richard, CB (2013-14)	36	Smith, Dreamius, RB (2015)
27	Edwards, Glen, FS (1978-81)	31	Phillips, Adrian, S (2015-19)*	36	Hillman, Ronnie, RB (2016)
27	Allen, Jeff, CB (1982)	32	Allison, Jim, RB (1965-68)	36	Facyson, Brandon, CB (2018)*
27	Turner, John, DB (1984)	32	Parks, Billy, WR (1971)	36	Teamer, Roderic, S (2019)
27	O'bard, Ron, CB (1985)	32	Perry, Scott, CB (1980)	37	Ferguson, Howie, RB (1960)
27	Hunter, Daniel, CB (1986-87)	32	Henderson, Wyatt, CB (1981)	37	Foster, Gene, RB (1965-70)
27	Floyd, Victor, RB (1989)	32	Thomas, Jewerl, RB (1984)	37	Edwards, Cid, RB (1972-74)
27	Frank, Donald, CB (1990-93)	32	Lewis, Terry, CB (1985)	37	Bauer, Hank, FB (1977-82)
27	Swift, Michael, CB (1997)	32	Brown, Donald, CB (1986)	37	Dale, Jeff, S (1985-86, 1988)
27	Dimry, Charles, CB (1998-99)	32	Spencer, Todd, RB (1987)	37	Orr, Terry, HB (1990)
27	Darden, Tony, QB (2000)	32	Brooks, Michael, FS (1989)	37	Blaylock, Tony, CB (1991)
27	Cody, Tay, CB (2001-03)	32	Bieniemy, Eric, RB (1991-94)	37	Harrison, Rodney, S (1994-02)
27	Jue, Bhawoh, FS (2005-06)	32	Chancey, Robert, FB (1997, 2000)	37	Addae, Jahleel , S (2013-18)
27	Oliver, Paul, S (2008-11)	32	House, Kevin, CB (2002-03)		
27	Phillips, Adrian, S (2014)*	32	Weddle, Eric, S (2007-15)		
27	Wilson, Jimmy, S (2015)	32	Oliver, Branden, RB (2017)*		
27	Farrow, Kenneth, RB (2016)	32	Jackson, Justin, RB (2018)*		
27	Watkins, Jaylen, S (2019)	32	Adderley, Nasir, S (2019)		



38	MacKinnon, Jacque, TE (1961-69)	45	Wallace, Henry, CB (1960)	52	Rogers, Don, C (1960-64)
38	Moss, Roland, TE (1970)	45	Duncan, Leslie, CB (1964-70)	52	Latzke, Paul, C (1966-68)
38	Burns, Leon, RB (1971)	45	Berry, Reggie, S (1972-74)	52	Sartin, Dan, C (1969)*
38	White, Lee, RB (1972)	45	Stringert, Hal, CB (1975-80)	52	White, Ray, LB (1971)*
38	Holmes, Robert, RB (1973)	45	Beaudoin, Doug, S (1981)	52	Douglas, Jay, T (1973-74)
38	Thompson, Tommy, RB (1974)	45	Williams, Henry, CB (1983)	52	Stein, Bob, LB (1975)
38	Berry, Ed, CB (1987)	45	Dennis, Mike, CB (1984)	52	Preston, Ray, LB (1976-84)
38	Brock, Lou, CB (1987)	45	Steels, Anthony, RB (1985, 1987)	52	Fellows, Mark, OLB (1985-86)
38	Hendrix, David, S (1995-97)	45	Goodspeed, Joey, FB (2002)	52	Snipes, Angelo, OLB (1986-87)
38	Dumas, Michael, S (1998-99)*	45	Butler, Robb, S (2004)	52	Jackson, Jeff, LB (1988)*
38	Layne, George, FB (2004)	45	Cleveland, Asante, TE (2016)	52	Mills, Jeff, LB (1990)
38	Gilchrist, Marcus, CB (2011-14)	45	Mazza, Cole, LS (2019)	52	Anno, Sam, LS (1992-93)
38	Reed, Trovon, CB (2016)	46	Scarpitto, Bob, DB (1961)	52	Gordon, Dwayne, LB (1995-96)
38	Newsome, Detrez, RB (2018)	46	Sykes, John, RB (1972)	52	Burgess, James, LB (1997-98)
39	Blair, George, K (1961-64)	46	Colbert, Danny, CB (1974-76)	52	Reeves, John, LB (1999-00)
39	Van Raaphorst, Dick, K (1966-67)	46	Muncie, Chuck, RB (1980-84)	52	Holecek, John, LB (2001)
39	Hill, Jim, S (1969-71)	46	Harris, Walter, S (1987)	52	Polk, Carlos, LB (2001-04, 06-07)
39	Dunlap, Leonard, CB (1972-74)	46	Caravello, Joe, HB (1989-90)	52	English, Larry, OLB (2009-12)*
39	Jenkins, Keyvan, RB (1987)	46	Reeves, Walter, TE (1996)	52	Walker, Reggie, ILB (2013-14)
39	Woodhead, Danny, RB (2013-16)	46	Beckwith, Darryl, LB (2010)	52	Perryman, Denzel, ILB (2015-19)
40	Jackson, Bob, FB (1962-63)	46	Landrum, Christopher, OLB (2016, 18)	53	Bruckeman, Charlie, LB (1960)
40	Beauchamp, Joe, CB (1966-75)	47	Whitehead, Bud, S (1961-68)	53	Campbell, Jim, LB (1969)
40	Williams, Clarence, RB (1977-81)	47	Queen, Jeff, RB (1969-71)	53	Rogers, Mel, LB (1971, 1974)
40	Jodat, Jim, RB (1982-83)	47	Williams, Sam, S (1974-75)	53	Myrtle, Chip, LB (1974)
40	Anderson, Gary, RB (1985-88)	47	Duncan, Frank, S (1979-81)	53	Mahalic, Drew, LB (1975)
40	Fuller, James, S (1992-93)	47	Smith, Sherman, RB (1983)	53	Perretta, Ralph, G (1975-80)
40	Montreuil, Mark, CB (1995-97)	47	Hoppes, Darrell, CB (1987)	53	Lewis, David, LB (1982)
40	Harris, Derrick, FB (2001)	47	Thomas, Johnny, CB (1989)	53	Guendling, Mike, LB (1985)
40	Nanee, Legedu, TE-WR (2007)*	47	Mays, Jerry, RB (1990)	53	Douglass, Mike, OLB (1986)
40	Cattouse, Sean, S (2012)	47	Mack, Cedric, CB (1991)	53	Busick, Steve, LB (1987)
40	Desir, Pierre, CB (2016)	47	Johnson, AJ, CB (1995)	53	Price, Stacey, LB (1987)
40	McCain, Chris, DE (2017)	47	Middleton, Ron, TE (1995)	53	Hall, Courtney, C (1989-96)
40	Peace, Chris, DE (2019)	47	Jackson, Greg, S (2000)*	53	Hamilton, Michael, LB (1997-99)
41	Flowers, Charlie, RB (1960-61)	47	McNeil, Ryan, CB (2001-02)	53	Humphrey, Deon, LB (2000-01)
41	Whitmyer, Nat, CB (1966-67)	47	Windt, Mike, LB (2010-18)	53	Foley, Steve, LB (2005)
41	Tuckett, Phil, WR (1968)	48	Rentz, Larry, CB (1969)	53	Waters, Anthony, LB (2008)
41	Matthews, Bo, RB (1974-79)	48	Smith, Ron, S (1973)	53	Holt, James, LB (2009-10)
41	Russell, Booker, RB (1980)	48	Dove, Jerome, CB (1977-80)	53	Gamble, Darryl, LB (2011)
41	Jackson, Earnest, RB (1983-84)	48	Ellis, Allan, CB (1981)	53	Guyton, Gary, LB (2012)
41	Simmons, King, S (1987)	48	Fox, Tim, S (1982-84)	53	Manning, Terrell, ILB (2013)
41	Fletcher, Terrell, RB (1995-02)	48	Brazley, Carl, DB (1987)	53	Conner, Kavell, ILB (2014-15)
41	Neal, Lorenzo, FB (2003-07)	48	Miller, Pat, LB (1987-88)	53	Perry, Joshua, ILB (2016)
41	Spillman, C.J., FS (2009-10)	48	Kiel, Terrence, S (2003-06)	53	Keyes, Josh, LB (2017)
41	Lynch, Corey, S (2012)	48	Dzubnar, Nick, ILB (2015-19)	53	Pouncey, Mike, C (2018-19)
41	Williams, Steve, CB (2016)*	49	Warren, Jim, DB (1964-65)	54	Botchan, Ron, LB (1960)
42	Fenner, Lane, WR (1968)	49	Dyer, Ken, WR (1968)	54	Good, Tom, LB (1966)
42	Smith, Dave, RB (1970)	49	Eber, Rick, WR (1970)	54	Wenzel, Ralph, G (1972)*
42	Taylor, Jessie, RB (1972)	49	Young, Andre, S (1982-84)	54	Gersbach, Carl, LB (1973-74)
42	Fuller, Mike, S (1975-80)	49	Moore, Brandon, LB (2010)	54	Flanagan, Ed, C (1975-76)
42	Bell, Ricky, RB (1982)	49	Onwuallu, James, OLB (2017)	54	Laslavic, Jim, MLB (1978, 80-81)
42	Johnson, Pete, FB (1984)	49	Tranquill, Dru, LB (2019)	54	Smith, Billy Ray, LB (1983-92)
42	Adams, Curtis, RB (1985-88)	50	Donnell, Ben, DE (1960)	54	Miller, Doug, LB (1993-94)
42	Russell, Leonard, RB (1996)	50	Allen, Chuck, LB (1961-69)	54	Gouveia, Kurt, LB (1996-98)
42	Jackson, Greg, S (1997-99)*	50	Protz, Jack, LB (1970)	54	Hill, Eric, LB (1999)
42	Beckett, Rogers, S (2000-02)	50	Caffey, Lee Roy, LB (1972)	54	Cooper, Stephen, LB (2003-11)
42	Lassiter, Kwamie, S (2003)	50	Goode, Don, LB (1974-79)	54	Ingram, Melvin, LB (2012-19)
42	Hart, Clinton, S (2004-09)	50	Bradley, Carlos, LB (1981-85)	55	Buncom, Frank, LB (1962-67)
42	Wilson, Kion, LB (2010)	50	Plummer, Gary, ILB (1986-93)	55	Mauck, Carl, C (1971-74)
42	Nelson, Kyle, LS (2012)	50	Binn, David, LS (1994-10)	55	Hutcherson, Ken, LB (1975)
42	Williams, Trevor, CB (2016)*	50	Te'o, Manti, ILB (2013-16)	55	Horn, Bob, MLB (1976-81)
42	Nwosu, Uchenna, LB (2018-19)	50	Pullard, Hayes, LB (2017-18)	55	Nelson, Derrie, LB (1983-86)
42	Bethune, Bob, S (1962)	51	Loudd, Rommie, LB (1960)	55	Taylor, John, LB (1987)*
42	Glick, Gary, S (1963)	51	Frazier, Wayne, C (1962)	55	Collins, Jim, LB (1989)
42	Tolbert, Jim, S (1966-71, 76)	51	Degan, Dick, LB (1965-66)	55	Seau, Junior, LB (1990-02)
42	Anderson, Rickey, RB (1978)	51	Lenkaitis, Bill, G (1968-70)	56	Karas, Emil, LB (1960-64, 1966)
42	Gregor, Bob, S (1981-84)	51	Lazetich, Pete, LB (1972-73)*	56	Bruggers, Bob, LB (1968-71)
42	Spencer, Tim, RB (1985-90)	51	Andrews, Billy, LB (1974)	56	White, Ray, LB (1972-73)*
42	Tuipulotu, Peter, RB (1992)	51	Lowe, Woodrow, LB (1976-86)	56	Forsberg, Fred, LB (1974)
42	Young, Lonnie, S (1994)	51	Brandon, David, LB (1995)*	56	Markovich, Mark, C (1975)*
42	Bynum, Kenny, RB (1997-00)	51	Figaro, Cedric, LB (1988-90)	56	Rush, Bob, C (1977, 79-82)
42	Sproles, Darren, RB-KR (2005, 07-10)	51	Crews, Terry, LB (1993)	56	Evans, Larry, LB (1983)
42	Oliver, Brandon, RB (2014-15)*	51	Cummings, Joe, LB (1996)	56	Osby, Vince, LB (1984-85)
42	Davis, Michael, CB (2017-19)	51	Dixon, Gerald, LB (1998-01)	56	Allert, Ty, LB (1986-87)
44	Norris, Trusse, WR (1960)	51	Leber, Ben, LB (2002-05)	56	Banks, Chip, LB (1987)
44	Cordill, Ollie, WR (1967)	51	Dobbins, Tim, LB (2006-09)	56	Thaxton, Galand, LB (1991)
44	Trapp, Richard, WR (1969)	51	Spikes, Takeo, LB (2011-12)	56	Sapp, Patrick, LB (1996-97)
44	Fletcher, Chris, S (1970-76)	51	English, Larry, OLB (2013)*	56	Ruff, Orlando, LB (1999-02)
44	Shaw, Pete, S (1977-81)	51	Reddick, Kevin, LB (2014)	56	Merriman, Shawne, LB (2005-10)
44	Bayless, Martin, S (1987-91)	51	Emanuel, Kyle, OLB (2015-18)	56	Butler, Donald, LB (2011-15)
44	Castle, Eric, FS (1993-96)	51	Egbule, Emeke, LB (2019)	56	Toomer, Korey, LB (2016-17)
44	McCrary, Fred, FB (1999-02)			56	Ellerbe, Emmanuel, LB (2018)
44	McGarrahan, Scott, S (2005)			56	Wilson, Kyle, LB (2018)
44	Brinkley, Curtis, RB (2010-11)*				
44	Battle, Jackie, RB (2012)				
44	Williams, Andre, RB (2016-17)				
44	White, Kyzir, LB (2018-19)				

COMMUNITY

FRONT OFFICE

VETERANS

DRAFT PICKS  
& FREE AGENTS2019 IN  
REVIEWALL-TIME  
CHARGERSGENERAL  
INFORMATION

GENERAL INFORMATION	2019 IN REVIEW	DRAFT PICKS & FREE AGENTS	VETERANS	FRONT OFFICE	COMMUNITY
57					Bansavage, Al, G (1960)
57					Bobo, Hubert, LB (1960)
57					Belotti, George, G (1961)
57					Lane, Bob, LB (1963-64)
57					London, Mike, LB (1966)
57					Print, Bob, LB (1967-68)
57					Withrow, Cal, C (1970)
57					Rice, Floyd, LB (1973-75)
57					Middleton, Rick, LB (1976-78)
57					King, Linden, LB (1978-85)
57					Benson, Thomas, LB (1986-87)
57					Johnson, James, LB (1987)
57					Faucette, Chuck, LB (1987-88)
57					Browner, Keith, LB (1988)
57					Rolling, Henry, LB (1990-92)
57					Williams, Jerrol, OLB (1993)
57					Gibson, Dennis, LB (1994-95)
57					Houston, Bobby, LB (1997)
57					Raab, Marc, LS (1998)
57					Simien, Tracy, LB (1999)
57					Moreno, Zeke, LB (2001-04)
57					Wilhelm, Matt, LB (2003-08)
57					Lang, Brandon, LB (2010)
57					Mouton, Jonas, LB (2012)
57					Legursky, Doug, C (2014)
57					Mays, Joe, ILB (2015)
57					Brown, Jatavis, ILB (2016-19)
58					Cline, Doug, LB (1966)
58					Erlandson, Tom, LB (1968)
58					Jones, Harris, G (1971)
58					Stratton, Mike, LB (1973)
58					Lee, Mike, LB (1974)
58					Graham, Tom, LB (1975-77)
58					Slater, Mark, C (1978)
58					Selmon, Dewey, MLB (1982)
58					Green, Mike, LB (1983-85)
58					Jackson, Jeff, LB (1987)*
58					Brandon, David, LB (1987-89)*
58					Grayson, David Jr., LB (1991)
58					Murphy, Kevin, LB (1992)
58					Bush, Lew, LB (1993-99)
58					Harvey, Richard, LB (2000)
58					Godfrey, Randall, LB (2004-06)
58					Harris, Marques, LB (2009)*
58					Smith, Derek, LB (2008)
58					Neill, Ryan, LS (2010)
58					Obiozor, Cyril, LB (2010)
58					Diggs, Na'il, LB (2011)
58					Williams, Demorrio, LB (2012)
58					Williams, Tourek, OLB (2013-14, 16)
58					Harris, Nigel, OLB (2017)
58					Johnson, Tre'Von, LB (2018)
58					Davis, Thomas, LB (2019)
59					Barnes, Pete, LB (1970-72)
59					Anthony, Charles, LB (1974)
59					Tate, Franklin, LB (1975)
59					Thrift, Cliff, LB (1979-84)
59					Bingham, Craig, LB (1985)
59					Hawkins, Andy, OLB (1986-87)
59					Taylor, John, LB (1987)*
59					Woodard, Ken, LB (1988-89)
59					Clark, Greg, LB (1991)
59					Young, Glen, LB (1995-96)
59					James, Toran, LB (1997)
59					Haskins, Jon, LB (1998)
59					Tovar, Steve, LB (1998, 2000)
59					Rogers, Sam, LB (2001)
59					Edwards, Donnie, LB (2002-06)
59					Siler, Brandon, LB (2007-10)
59					Gachkar, Andrew, LB (2011-14)
59					Fields, Carlos, LB (2016)
59					King, Deon, OLB (2016)
60					Kompara, John, DT (1960)
60					DeLuca, Sam, G (1960-61, 1963)
60					Klotz, Jack, DT (1962)
60					Mitchell, Ed, G (1965-66)
60					Babich, Bob, LB (1970-72)
60					Audick, Dan, G (1978-80)
60					McKnight, Dennis, G-C (1982-88)
60					Engel, Greg, C (1994-97)
60					Brown, Wilbert, G (1999)
60					Ball, Jason, C (2002-04)
60					Sims, Wes, G (2005)
60					Ndukwe, Ikechuku, G-T (2011)
60					Molk, David, C (2012)
60					Remmers, Mike, T (2013)
60					Robinson, Trevor, C (2014-15)
61					Barnes, Ernie, G (1960-62)
61					Park, Ernest, G (1963-65)
61					Milks, Jack, LB (1966)
61					Fetherston, Jim, LB (1968-69)
61					Dennis, Al, G (1973)
61					Gay, Blenda, DE (1974)
61					Webb, Jimmy, DT (1981)
61					Brown, Don, T (1983)
61					Dallafor, Ken, G (1985-88)
61					Floyd, Eric, OL (1990-91)
61					Keathley, Michael, G (2001-03)
61					Hardwick, Nick, C (2004-14)
61					Quessensberry, Scott, C (2018-19)
62					Farris, John, G (1965-66)
62					Erickson, Bernard, LB (1967-68)
62					Wenzel, Ralph, G (1972)*
62					Macek, Don, C (1976-89)
62					Coleman, Ben, G (2000)
62					Hallen, Bob, G (2002-05)
62					Newberry, Jeremy, C (2008)
62					Dombrowski, Brandon G-T (2009-11)
63					Wilkerson, Doug, G (1971-84)
63					Leonard, Jim, G (1985-86)
63					Diaz-Infante, David, G (1987)
63					Cornish, Frank, G (1990-91)
63					Smoot, Ray, G (1993)
63					McKenzie, Raleigh, OL (1997-98)
63					Garmon, Kelvin, G (2002-03)
63					Mruczkowski, Scott, C (2005-11)
63					Troutman, Johnnie, G (2013-14)
64					Shea, Pat, G (1962-65)
64					Schmedding, Jim, G (1968-70)
64					Costa, Dave, DT (1972-73)
64					Aiu, Charles, G (1976-78)
64					Loewen, Chuck, G-T (1980-82, 84)
64					Searcey, Bill, G (1985)
64					Rodenhauser, Mark, C (1990-91)
64					Whitley, Curtis, C (1992-94)
64					Stoltenberg, Bryan, C (1996)
64					Jacox, Kendyl, OL (1998-01)
64					Bogle, Phil, G (2003)
64					Lekkerkerker, Cory, T (2006)*
64					Norman, Dennis, C (2009)
64					Albright, Ethan, LS (2010)
64					Baxter, Colin, C (2011-12)
64					Toner, Cole, G (2018)
65					Gruneisen, Sam, C (1962-72)
65					Markovich, Mark, C (1975)*
65					Brown, Booker, T (1975-77)
65					Doerger, Jerry, T (1985)
65					Stadnik, John, C (1987)
65					Richards, David, T (1988-92)
65					Sienkiewicz, Troy, G (1995-97)*
65					Jackson, John, OL (1998-99)
65					Brandt, David, G (2004)
65					Withrow, Cory, C (2006-07)
65					Vasquez, Louis, G (2009-12)
65					Watt, Chris, G (2014-15)
66					Cole, Fred, G (1960)
66					Redman, Rick, LB (1965-73)
66					Shields, Billy, T (1975-83)
66					Umpfhey, Rich, G (1985)
66					Rosado, Dan, G (1987-88)
66					Mills, Jim, G-T (1996-97)
66					Nelson, Reginald, G-T (1999)
66					Gogan, Kevin, G (2000)
66					Clayton, Carey, C (2001)
66					Raymer, Cory, C (2002-03)
66					Clary, Jeromey, T (2007-13)
66					Walton, J.D., C (2015)
66					Feeney, Dan, G (2017-18)
67					Kempinska, Butch, G (1960)
67					Matsos, Archie, LB (1966)
67					White, Ed, G (1978-85)
67					Feasel, Greg, T (1987)
67					Goaes, Leo, T (1990-92)
67					Brock, Stan, T (1993-95)
67					Fortin, Roman, C (1998-00)
67					Breedlove, Kevin, G (2003)
67					Hadnot, Rex, G (2012)
67					Becton, Nick, T (2013)
67					Boyko, Brett, G (2017)
68					Ferrante, Orlando, G (1960-61)
68					Estes, Don, G (1966)
68					McCoey, Lloyd, G (1966)
68					Briggs, Bob, DE (1968-70)
68					Wojcik, Greg, DT (1972-73)
68					Vertefeuille, Brian, G (1974)
68					Jones, Leroy, DE (1976-83)
68					Elko, Bill, NT (1983-84)
68					Kowalski, Gary, T (1985-88)
68					Goebel, Joe, C (1987)
68					Cocozzo, Joe, G (1993-97)
68					Dielman, Kris, G (2003-11)
68					Slauson, Matt, C (2016-17)
68					Scott, Trent, OT (2018)*
69					Barry, Al, G (1960)
69					Jones, Curtis, G (1968)
69					Gordon, Ira, T (1970-75)
69					Lee, John, DT (1976-80)
69					Golourth, Derrel, G (1983-84)
69					Bennett, Monte, DE (1987)
69					Miller, Les, DE (1988-89)*
69					Bordelon, Ben, G (1997)
69					Ellis, Ed, T (2001-03)
69					Green, Tyronne, G (2009-12)
69					Smith, Willie, T (2013-14)
69					Tevi, Sam, T (2017-19)
70					Peters, Volney, DT (1960)
70					Plunkett, Sherman, T (1961-62)
70					Appleton, Scott, DT (1967-68)
70					Washington, Russ, T (1968-82)
70					FitzPatrick, James, T (1986-89)
70					Zandofsky, Mike, G (1990-93)
70					Parker, Vaughn, T (1994-03)
70					Olivera, Shane, T (2004-07)
70					Shelton, L.J., T (2008)
70					Boone, Alfonso, DE (2009-10)
70					Schilling, Stephen, T (2011)*
70					Haslam, Kevin, T (2012)
70					Schilling, Stephen, T (2013)*
70					Ola, Michael, G (2015)*
70					Linkenbach, Jeff, G-T (2015)
70					Chorovich, Dick, DT (1960)
70					Moore, Fred, DT (1964-66)
70					Akin, Harold, T (1967-68)
71					Carr, Levett, T (1969)
71					Snowden, Cal, DE (1972-73)
71					Lazetich, Pete, LB (1974)*
71					Dean, Fred, DE (1975-81)
71					Wheelar, Dwight, G (1987)
71					Charles, Mike, NT (1987-89)
71					Milinicich, Joe, G (1993-94)
71					Graham, DeMingo, G (1999-01)
71					Fontoti, Toniun, G (2002, 04-05)
71					VanBuren, Courtney, T (2004)*
71					Lekkerkerker, Cory, T (2006)*
71					Garay, Antonio, DT (2009-12)
71					Guy, Lawrence, DE (2013-14)
71					Square, Damion, DT (2015-19)
72					Kirner, Gary, T (1964-69)
72					Owens, Joe, DE (1970)
72					Singleton, Ron, T (1976)
72					Williams, Jeff, T (1981)
72					Hagood, Rickey, NT (1984)
72					Walker, Jeff, G (1986)
72					Slovacek, Emil, T (1987)
72					Wilson, Karl, DE (1987-88)
72					Swayne, Harry, T (1991-96)
72					Sienkiewicz, Troy, G (1998)*
72					Pingley, Mike, DE (2000)
72					VanBuren, Courtney, T (2003)*
72					Oben, Roman, T (2004-07)
72					Schilling, Stephen, T (2012)*
72					Palepoli, Tenny, DT (2014)*
72					Barksdale, Joe, T (2015-18)
72					Groy, Ryan, C/G (2019)

73	Martin, Larry, DT (1966)	79	Wright, Ernie, T (1972)*	83	Kocourek, Dave, TE (1960-65)
73	Little, Larry, G (1967-68)	79	Hudson, Bill, DT (1961-62)	83	Frazier, Willie, TE (1966-70)
73	Thomas, Lee, DE (1971-72)	79	Gross, George, DT (1963-67)	83	Carter, Mike, WR (1972)
73	Boatright, Bon, DT (1974)	79	Rice, Andy, DT (1970-71)	83	Sweet, Joe, WR (1975)
73	DeJurnett, Charles, DT (1976-80)	79	Bacon, Coy, DE (1973-75)	83	Mialik, Larry, TE (1976)
73	Guthrie, Keith, NT (1984)	79	Johnson, Gary, DT (1975-84)	83	Jefferson, John, WR (1978-80)
73	Briz, Darrick, G (1988)	79	Rouse, Curtis, G (1987)*	83	Micho, Bob, TE (1984)
73	Toth, Tom, T (1990)	79	Howard, Joey, T (1989)	83	Johnson, Trumaine, WR (1985-86)
73	May, Mark, G-T (1991)	79	Miller, Les, DE (1990)*	83	Davis, Bruce, WR (1987)
73	Mooney, Mike, T (1993)	79	Savage, Tony, NT (1990, 92)	83	Miller, Anthony, WR (1988-93)
73	Davis, Isaac, G (1994-96)*	79	Thomas, Cornell, DE (1994)	83	Coleman, Andre, WR-KR (1994-96)
73	Taylor, Aaron, OL (1998-99)	79	Price, Marcus, T (1997-98)	83	Burke, John, TE (1998)
73	McNeill, Marcus, T (2006-11)	79	Williams, Sammy, T (2002)	83	Heiden, Steve, TE (1999-01)
73	Pulley, Spencer, C-G (2016-17)	79	Page, Solomon, T (2003)	83	Norman, Josh, TE (2002-03)
74	Mix, Ron, T (1960-69)	79	Goff, Mike, G (2004-08)	83	Shaw, Bobby, WR (2004)
74	Rowe, Dave, DT (1974-75)	79	Runyan, Jon, T (2009)	83	Welker, Wes, WR (2004)
74	Kelcher, Louie, DT (1975-83)	79	Harris, Michael, T (2012-13)	83	Jackson, Vincent, WR (2005-11)
74	Lachey, Jim, T (1985-87)	79	Wiggins, Kenny, G-T (2014-17)	83	Phillips, John, TE (2013-15)
74	Gambol, Chris, T (1988)	79	Pipkins, Trey, T (2019)	83	Whalen, Griff, WR (2016)
74	Miller, Brett, T (1989)	80	Nery, Ron, DE (1960-62)	84	Maguire, Paul, LB-K (1960-63)
74	Jonassen, Eric, T (1993-94)	80	Ridge, Houston, DT (1966-69)	84	Baker, John, LB (1967)
74	Roundtree, Raleigh, T (1998-01)	80	Hardy, Kevin, DT (1971-72)	84	Baccaglio, Martin, DE (1968)
74	Cesaire, Jacques, DE (2003-11)	80	Parris, Gary, TE (1973-74)	84	Gillette, Walker, WR (1970-71)
74	Wells, Reggie, T (2012)	80	West, Jeff, P (1976-78)*	84	Williams, Dave, WR (1972)
74	Ohrnberger, Rich, C-G (2013-14)	80	Winslow, Kellen, TE (1979-87)	84	Klein, Bob, TE (1977-80)
74	Franklin, Orlando, G (2015-16)	80	Walker, Wayne, WR (1989)	84	Smith, Ron, WR (1980-81)
74	Ola, Michael, G-T (2017)*	80	Jefferson, Shawn, WR (1991-95)	84	Fortune, Hosea, WR (1983)
75	Wright, Ernie, T (1960-67)*	80	Still, Bryan, WR (1996-99)	84	Dixon, Al, TE (1984)
75	Ferguson, Eugene, T (1969-70)	80	Conway, Curtis, WR (2000-02)	84	Egloff, Ron, TE (1984)
75	Nowak, Gary, T (1971)	80	Alexander, Stephen, TE (2003)*	84	Faulkner, Chris, TE (1985)
75	Jones, Deacon DE (1972-73)	80	Floyd, Malcom, WR (2006-15)*	84	Williams, Al, WR (1987)
75	Tipton, Dave, DE (1974-75)	80	Culkin, Sean, TE (2017-19)	84	Gannon, Chris, TE (1989)
75	Gissingner, Andrew, T (1982-84)	81	Schleicher, Maury, DE (1960-62)	84	Wilson, Walter, WR (1990)
75	DiGiacomo, Curt, G (1986)	81	Taylor, Sammie, WR (1964)	84	Thigpen, Vancey, WR (1991)
75	Phillips, Joe, DE (1987-91)	81	Plump, Dave, WR (1966)	84	Claiborne, Robert, WR (1992)
75	Miller, Les, DE (1987)*	81	Staggs, Jeff, LB (1966-71, 74)	84	Laing, Aaron, TE (1994)
75	Berti, Tony, T (1995-97)	81	Andrews, John, TE (1972)	84	Ellison, Omar, WR (1995-96)
75	Wiley, Marcellus, DE (2001-03)	81	Holiday, Ron, WR (1973)	84	Crittenden, Ray, WR (1997)
75	Jordan, Leander, T (2004-05)	81	Baker, Mel, WR (1975)	84	Slaughter, Webster, WR (1998)
75	Clark, Corey, T (2009)	81	Thompson, Aundra, WR (1981)	84	Davis, Reggie, TE (1999-00)
75	Moll, Tony, T (2011)	81	Fitzkee, Scott, WR (1981-82)	84	Whitman, Josh, TE (2001)
75	Scafe, Damik, DE (2012)	81	Carr, Roger, WR (1983)	84	Peelle, Justin, TE (2002-05)
75	Sirles, Jeremiah, G-T (2014)	81	Bird, Steve, WR (1984)	84	Davis, Buster, WR (2007-10)
75	Hairston, Chris, G-T (2015-17)	81	Ware, Timmie, WR (1986-87)	84	Alexander, Danario, WR (2012)
75	Schofield, Michael, G (2018-19)*	81	Muhammad, Calvin, WR (1987)	84	McGrath, Sean, TE (2016-17)
76	Finneran, Gary, DT (1960)	81	Jones, Anthony, TE (1988)	85	Miller, Paul, DT (1962)
76	Schmidt, Henry, DT (1961-64)	81	Strozger, Wilbur, TE (1988)	85	Petrich, Bob, DE (1963-66)
76	Owens, Terry, T (1966-75)	81	Walczak, Mark, TE (1989)*	85	Tanner, John, LB (1971)
76	Ferguson, Keith, DE (1981-85)	81	Lewis, Nate, WR (1990-93)	85	Dicus, Chuck, WR (1971-72)
76	Goff, Willard, DE (1987)	81	Martin, Tony, WR (1994-97)	85	Beirne, Jim, WR (1973-74)
76	Thompson, Broderick, T (1987-92)	81	Davis, Wendell, TE (1998)	85	Owens, Artie, WR (1976-78)*
76	Williams, Jamal, DT (1998-09)	81	Graham, Jeff, WR (1999-01)	85	Siewers, Eric, TE (1981-88)
76	Thomas, Cam, DT (2010-11)*	81	Alexander, Stephen, TE (2002)*	85	Holt, Harry, TE (1987)
76	Fluker, D.J., T (2013-16)	81	Osgood, Kassim, WR (2003-09)	85	Parker, Andy, TE (1989)
76	Okung, Russell, T (2017-19)	81	McMichael, Randy, TE (2010-12)	85	Schwedes, Scott, WR (1990)
77	Ladd, Ernie, DT (1961-65)	81	Byrne, Jake, TE (2013)	85	Taylor, Kitrick, WR (1990-91)
77	Griffin, Jim, DT (1966-67)	81	Herndon, Javonte, WR (2015)	85	Stanley, Walter, WR (1992)
77	Wells, Robert, T (1968-70)	81	Davis, Jeremy, WR (2016)*	85	Barnes, Johnnie, WR (1992-94)
77	East, Ron, DT (1971-73)	81	Williams, Mike, WR (2017-19)	85	Oliver, Jimmy, WR (1995)
77	Teerlinck, John, DT (1974-75)	82	Anderson, Ralph, TE (1960)	85	Rachal, Latario, WR (1997-98)
77	Hardaway, Milton, T (1978)	82	Mittinger, Bob, LB (1963-66, 68)	85	Gaither, Tony, WR (1998)
77	Claphan, Sam, T (1981-87)	82	DeLong, Steve, DE (1965-71)	85	Reed, Robert, WR (1999)
77	Rouse, Curtis, G (1987)*	82	Rossovich, Tim, LB (1972-73)	85	Dwight, Tim, WR (2001-02)*
77	Clay, John, T (1988)	82	Grannell, Dave, TE (1974)	85	Gates, Antonio, TE (2003-17)
77	Moten, Eric, G-T (1991-93, 95-96)	82	Curran, Pat, TE (1975-78)	86	Faison, Earle, DE (1961-66)
77	Davis, Isaac, G (1997)*	82	Brooks, Billy, WR (1981)	86	Billingsley, Ron, DT (1967-70)
77	McIntosh, Damien, T (2000-03)	82	Duckworth, Bobby, WR (1982-84)	86	Grant, Wes, DE (1971)
77	Dunlap, King (2013-16)	82	Rome, Tag, WR (1987)	86	Thaxton, James, TE (1973-74)
77	Lamp, Forrest, G (2018-19)	82	Bernstine, Rod, TE-RB (1987-92)	86	Briscoe, Marlin, WR (1975)
78	Selawski, Gene (1961)	82	Dyal, Mike, TE (1993)	86	Floyd, John, WR (1979-80)
78	Hudson, Richard, T (1962)	82	Seay, Mark, WR (1993-95)	86	Bendross, Jesse, WR (1984-85)
78	Sweeney, Walt, G (1963-73)	82	Jones, Charlie, WR (1996-99)	86	Moffett, Tim, WR (1987)
78	Brown, Bob, DT (1974)	82	Gaylor, Trevor, WR (2001)	86	Holland, Jamie, WR (1987-89)
78	Ehin, Chuck, DE-NT (1983-87)	82	Caldwell, Reche, WR (2002-05)	86	Pupunu, Alfred, TE-HB (1992-97, 99)
78	Patten, Joel, T (1989-90)	82	Camarillo, Greg, WR (2006)	86	McClafferty, Scott, TE (1997)*
78	Scott, DeQuincy, DT (2002-05)	82	Sperry, Kory, TE (2010-11)	86	Ricks, Mikhael, WR (1998-00)
78	Coleman, Andre, DE (2009)	82	Anderson, Stephen, TE (2019)	86	Batteaux, Patrick, WR (2001)
78	Terry, Adam, T (2010)			86	Gilliam, Dondre, WR (2002-03)
78	Gaither, Jared, T (2011-12)			86	Mattos, Grant, WR (2003)
78	Rinehart, Chad, G (2013-14)			86	McCardell, Keenan, WR (2004)*
78	Burwell, Tyreek, T (2015-16)			86	Manumaleuna, Brandon (2006-09)
78	Schofield, Michael, G-T (2017)*			86	Brown, Vincent, WR (2011, '13, '15)
78	Scott, Trent, T (2019)*			86	Miller, Kyle, TE (2015)
				86	Henry, Hunter, TE (2016-19)

COMMUNITY

FRONT OFFICE

VETERANS

DRAFT PICKS  
& FREE AGENTS

2019 IN  
REVIEW

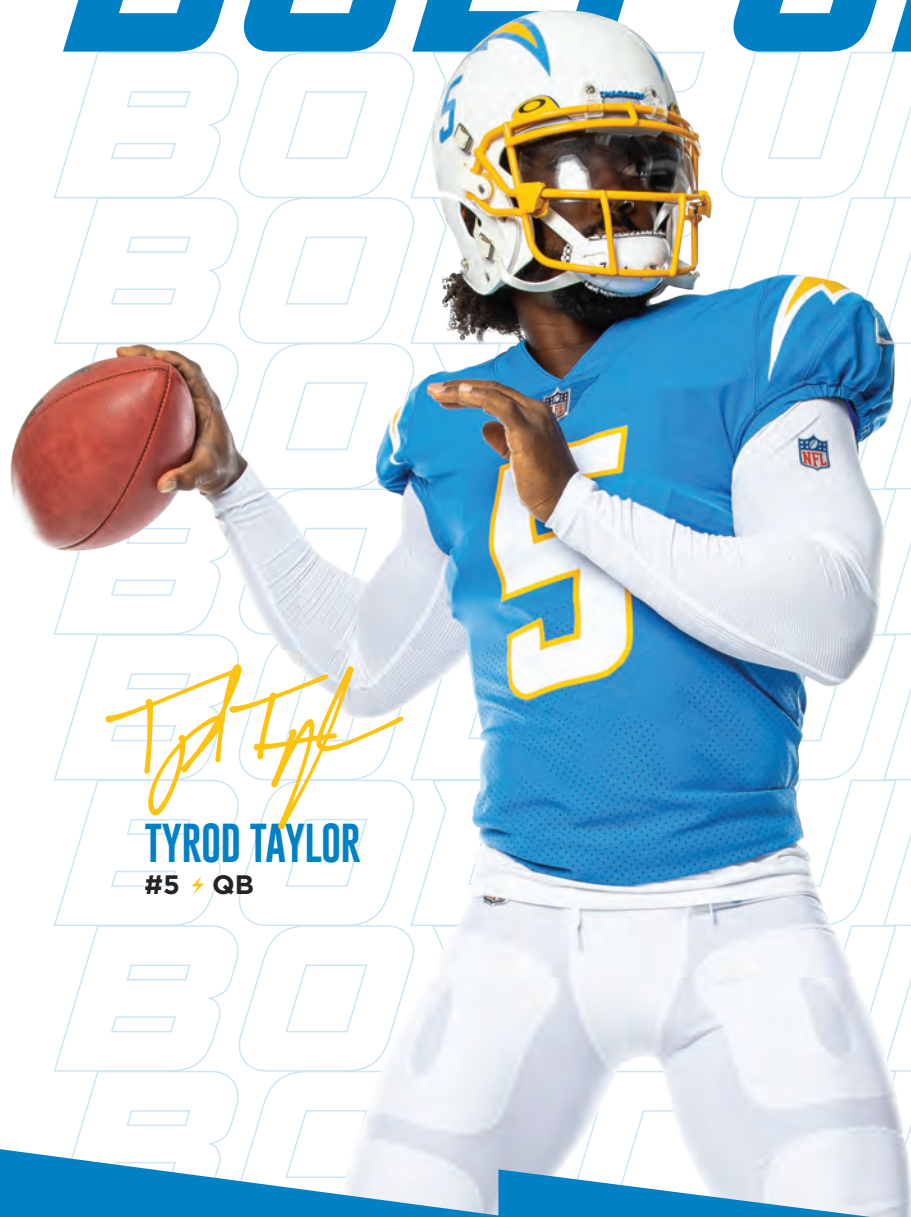
ALL-TIME  
CHARGERS

GENERAL  
INFORMATION

GENERAL INFORMATION	2019 IN REVIEW			DRAFT PICKS & FREE AGENTS			VETERANS			FRONT OFFICE			COMMUNITY																																																																																																																																																																																																																																																																																																																																																									
	87	Clark, Howard, TE (1960-61)	90	McGee, Carl, LB (1980)	95	Humiston, Mike, LB (1987)	87	Kindig, Howard, DE (1965-67)	90	Woodcock, John, DE (1981-82)	95	Miller, Les, DE (1994)*	87	White, Andy, TE (1968)	90	Robinson, Fred, DE (1984-86)	95	Campbell, Joe, LB (1988-89)	95	Benson, Mitchell, DT (1991)	95	Brady, Jeff, LB (1993)	95	Miller, Les, DE (1994)*	95	Edwards, Vernon, DE (1996)	95	Fuller, William, DE (1997-98)	95	Fontenot, Al, DE (1999-01)	95	Salave'a, Joe, DT (2003)	95	Phillips, Shaun, LB (2004-12)	95	Geathers, Kwame, DT (2013)	95	Palepoi, Tenny, DT (2016-17)*	95	McGill, T.Y., DT (2018-19)	96	Williams, Lester, NT (1986)	96	Winter, Blaise, DE (1986-87, 92-94)	96	Baldwin, Keith, DE (1987-88)	96	Sasa, Don, DT (1995-96)	96	Hand, Norman, DT (1997-99)	96	Carson, Leonardo, DT (2001-03)	96	Ball, Dave, DE (2004-05)	96	Grennan, Keith, DE (2008)	96	Johnson, Travis, DT (2009-10)	96	Johnson, Jarret, LB (2012-14)	96	Unrein, Mitch, DT (2015)	96	Williams, Sylvester, DT (2019)	97	Simmons, Tony, DE (1985, 1987)	97	Hinkle, George, DT (1988-91)	97	Parrella, John, DT (1994-01)	97	Bingham, Ryon, DT (2005-08)	97	Herron, David, LB (2010)	97	Bird, Brent, LB, (2011-13)	97	Attaochu, Jerry, OLB (2014-17)	97	Bosa, Joey, DE (2019)*	98	Unrein, Terry, NT (1986-87)	98	Robinson, Gerald, DE (1989-90)	98	McClendon, Skip, DE (1991)	98	Skow, Jim, DE (1992)	98	Lee, Shawn, DT (1992-97)	98	Mohring, Michael, DT (1998-01)*	98	Robinson, Derreck, DE (2005-06)	98	Scott, Ian, DT (2008-09)	98	Barnes, Antwan, LB (2010-12)	98	Lisemore, Sean, DT (2013-15)	98	Rochell, Isaac, DE (2017-19)	98	Young, Wilbur, DE (1978-82)	99	Williams, Lee, DE (1984-90)	99	Marve, Eugene, LB (1992)	99	Johnson, Raylee, DE (1993-99, 01-03)	99	Olshansky, Igor, DE (2004-08)	99	Burnett, Kevin, LB (2009-10)	99	LaBoy, Travis, LB (2011)	99	Wynn, Jarius, DE (2013)	99	Robinson, Adrian, OLB (2013)	99	Law, Cordaro, OLB (2014-15)	99	Bosa, Joey, DE (2016-18)*	99	Tillery, Jerry, DT (2019)																																																																																																																																																																																																																																								
	87	Aldridge, Lionel, DE (1972-73)	90	Brown, Richard, LB (1990)	95	Miller, Les, DE (1994)*	87	Davis, Harrison, WR (1974)	90	White, Reggie, DT (1992-94)	95	Edwards, Vernon, DE (1996)	87	Dorsey, Larry, WR (1976-77)	90	Barrie, Sebastian, DT (1995)	95	Fuller, William, DE (1997-98)	87	Burton, Larry, WR (1978-79)	90	Coleman, Marco, DE (1996-98)	95	Fontenot, Al, DE (1999-01)	87	Scals, Dwight, WR (1981-83)	90	Dingle, Adrian, DE (2000-04)	95	Coleman, Marco, DE (1996-98)	95	Salave'a, Joe, DT (2003)	87	Ferguson, Kevin, TE (1987)	90	Applewhite, Antwan, LB (2008-10)	95	Phillips, Shaun, LB (2004-12)	87	Early, Quinn, WR (1988-90)	90	Harris, Tommie, DE (2011)	95	Geathers, Kwame, DT (2013)	87	Young, Duane, TE (1991-95)	90	Franklin, Aubrayo, DT (2012)	95	Palepoi, Tenny, DT (2016-17)*	87	Roche, Brian, TE (1996-97)	90	Keiser, Thomas, OLB (2013)	95	McGill, T.Y., DT (2018-19)	87	Thelwell, Ryan, WR (1998)	90	Mathews, Ricardo, DE (2014-15)	96	Williams, Lester, NT (1986)	87	Penn, Chris, WR (1999)	90	Carrethers, Ryan, NT (2016)*	96	Winter, Blaise, DE (1986-87, 92-94)	87	Jones, Reggie, WR (2000-01)	91	Reese, Don, DE (1981)	96	Baldwin, Keith, DE (1987-88)	87	Vanover, Tamarick, WR (2002)	91	Ackerman, Rich, DE (1982-84)	96	Sasa, Don, DT (1995-96)	87	Dwight, Tim, WR (2003-04)*	91	Chickillo, Tony, NT (1984-85)	96	Hand, Norman, DT (1997-99)	87	McCardell, Keenan, WR (2005-06)*	91	O'Neal, Leslie, DE (1986, 1988-95)	96	Carson, Leonardo, DT (2001-03)	87	Chandler, Scott, TE (2007)	91	Tuinei, Van, DE (1997)	96	Ball, Dave, DE (2004-05)	87	Washington, Kelley, WR (2010)	91	Smith, Neil, DE (2000)	96	Grennan, Keith, DE (2008)	87	Spurlock, Micheal, WR-KR (2012)	91	Price, Shawn, DT (2002)	96	Johnson, Travis, DT (2009-10)	87	Cumberland, Jeff, TE (2017)	91	Hand, Omari, DE (2003)	96	Johnson, Jarret, LB (2012-14)	87	Kendricks, Lance, TE (2019)	91	McKinney, Brandon, DT (2006-07)	96	Unrein, Mitch, DT (2015)	87	Norton, Don, WR (1960-66)	91	Nwagbuo, Ogemdi, DE (2009-11)	96	Williams, Sylvester, DT (2019)	87	Day, Tom, DE (1967)	91	Brown, Everette, LB (2011)	96	Simmons, Tony, DE (1985, 1987)	87	Huey, Gene, WR (1969)	91	Reyes, Kendall, DE (2012-15)	97	Hinkle, George, DT (1988-91)	87	Norman, Pettis, TE (1971-73)	91	Reid, Caraun, DT (2016)	97	Parrella, John, DT (1994-01)	87	Gordon, Dick, WR (1974)	91	Jones, Justin (2018)*	97	Bingham, Ryon, DT (2005-08)	87	Cotton, Craig, TE (1975)	91	Broughton, Cortez, DT (2019)	97	Herron, David, LB (2010)	87	Bradley, Chuck, TE (1975-76)	92	Williams, Eric, LB (1984)	97	Bird, Brent, LB, (2011-13)	87	McCrory, Gregg, TE (1978-80)	92	Garnett, Scott, NT (1985)	97	Attaochu, Jerry, OLB (2014-17)	87	Holohan, Pete, TE (1981-87)	92	Hardison, Dee, DE (1986-87)	97	Bosa, Joey, DE (2019)*	87	Cox, Arthur, TE (1988-91)	92	Grossman, Burt, DE (1989-93)	98	Unrein, Terry, NT (1986-87)	87	Walczak, Mark, TE (1991)*	92	Griggs, David, LB (1994)	98	Robinson, Gerald, DE (1989-90)	87	May, Deems, TE (1992-96)	92	Harden, Cedric, DE (1999)	98	McClendon, Skip, DE (1991)	87	Jones, Freddie, TE (1997-01)	92	Mickell, Darren, DE (2000)	98	Skow, Jim, DE (1992)	87	Parker, Eric, WR (2002-06)	92	Fisk, Jason, DT (2002-04)	98	Lee, Shawn, DT (1992-97)	87	Wilson, Kris, TE (2008-10)	92	Harris, Marques, LB (2005-08)*	98	Mohring, Michael, DT (1998-01)*	87	Rosario, Dante, TE (2012)	92	Martin, Vaughn, DE (2009-12)	98	Robinson, Derreck, DE (2005-06)	87	Johnson, David, TE (2014-15)	92	Thomas, Cam, DT (2013)*	98	Scott, Ian, DT (2008-09)	87	Butler, Jeremy, WR (2016)	92	Carrethers, Ryan, NT (2014-15)*	98	Barnes, Antwan, LB (2010-12)	87	Green, Virgil, TE (2018-19)	92	Mebane, Brandon, NT (2016-19)	98	Lisemore, Sean, DT (2013-15)	87	Gob, Art, DE (1960)	92	Wilson, Earl, DE (1985-87)	98	Rochell, Isaac, DE (2017-19)	87	Carolan, Reg, TE (1962-63)	93	Pettitt, Duane, DE (1987)	98	Young, Wilbur, DE (1978-82)	87	Carpenter, Ron, LB (1964-65)	93	Keys, Tyrone, DE (1988)	99	Williams, Lee, DE (1984-90)	87	McCall, Ron, LB (1967-68)	93	Thornton, George, DT (1991-92)	99	Marve, Eugene, LB (1992)	87	Strozier, Art, TE (1970-71)	93	Davis, Reuben, DT (1994-97)	99	Johnson, Raylee, DE (1993-99, 01-03)	87	Mackey, John, TE (1972)	93	Simpson, Antoine, DT (2000)	99	Olshansky, Igor, DE (2004-08)	87	Stewart, Wayne, TE (1974)	93	Demaree, Chris, DE (2002)	99	Burnett, Kevin, LB (2009-10)	87	McDonald, Dwight, WR (1975-78)	93	Leverette, Otis, DE (2003)	99	LaBoy, Travis, LB (2011)	87	Chandler, Wes, WR (1981-87)	93	Downing, Eric, DT (2004)	99	Wynn, Jarius, DE (2013)	87	Flutie, Darren, WR (1988)	93	Castillo, Luis, DE (2005-11)	99	Robinson, Adrian, OLB (2013)	87	Allen, Anthony, WR (1989)	93	Thomas, Cam, DT (2012)*	99	Law, Cordaro, OLB (2014-15)	87	Walker, Derrick, TE (1990-93)	93	Freaney, Dwight, OLB (2013-14)	99	Bosa, Joey, DE (2016-18)*	87	Mitchell, Shannon, TE (1994-96)*	93	Philon, Darius, DE (2015-17)	99	Tillery, Jerry, DT (2019)	87	Hartley, Frank, TE (1997-98)	93	Jones, Justin, DT (2019)*	87	Jacquet, Nate, WR-PR (2000)	94	Kirk, Randy, LB (1987-88, 91)	87	Boston, David, WR (2003)	94	Mims, Chris, DE (1992-96, 98-99)	87	Burke, Isiah, WR-KR (2016)	94	Mohring, Michael, DT (1997)*	87	Moore, Jason, WR (2019)	94	Taylor, Shannon, LB (2000)	87	Green, Ladarius, TE (2012-15)	94	Tanuvasa, Maa, DT (2001)	87	Burse, Isiah, WR-KR (2016)	94	Pollard, Robert, DE (2004)	87	Moore, Jason, WR (2019)	94	Gbaja-Biamila, Akbar, LB (2006)	87	Tucker, Jyles, LB (2007-10)	94	Tucker, Jyles, LB (2007-10)	87	Moore, Jason, WR (2019)	94	Luiget, Corey, DE (2011-17)	87	Moore, Jason, WR (2019)	94	Luiget, Corey, DE (2011-17)

— 396 —

# BOLT UP



*Tyrod Taylor*

**TYROD TAYLOR**

**#5 ⚡ QB**

## GENERAL INFORMATION



# 2020 NFL SCHEDULE

\*Sunday night games in Weeks 5-15 subject to change. Week 17 Sunday night game TBD

## WEEK 1 – (All Times Pacific)

**Thursday, September 10, 2020**

Texans at Chiefs ..... 5:20pm

**Sunday, September 13, 2020**

Eagles at Washington ..... 10:00am

Dolphins at Patriots ..... 10:00am

Packers at Vikings ..... 10:00am

Colts at Jaguars ..... 10:00am

Bears at Lions ..... 10:00am

Raiders at Panthers ..... 10:00am

Jets at Bills ..... 10:00am

Browns at Ravens ..... 10:00am

Seahawks at Falcons ..... 10:00am

*Chargers at Bengals ..... 1:05pm*

Cardinals at 49ers ..... 1:25pm

Buccaneers at Saints ..... 1:25pm

Cowboys at Rams ..... 5:20pm

**Monday, September 14, 2020**

Steelers at Giants ..... 4:15pm

Titans at Broncos ..... 7:10pm

## WEEK 2

**Thursday, September 17, 2020**

Bengals at Browns ..... 5:20pm

**Sunday, September 20, 2020**

Jaguars at Titans ..... 10:00am

Panthers at Buccaneers ..... 10:00am

Broncos at Steelers ..... 10:00am

Rams at Eagles ..... 10:00am

49ers at Jets ..... 10:00am

Bills at Dolphins ..... 10:00am

Vikings at Colts ..... 10:00am

Lions at Packers ..... 10:00am

Falcons at Cowboys ..... 10:00am

Giants at Bears ..... 10:00am

Washington at Cardinals ..... 1:05pm

*Chiefs at Chargers ..... 1:25pm*

Ravens at Texans ..... 1:25pm

Patriots at Seahawks ..... 5:20pm

**Monday, September 21, 2020**

Saints at Raiders ..... 5:15pm

## WEEK 3

**Thursday, September 24, 2020**

Dolphins at Jaguars ..... 5:20pm

**Sunday, September 27, 2020**

Texans at Steelers ..... 10:00am

Bengals at Eagles ..... 10:00am

49ers at Giants ..... 10:00am

Raiders at Patriots ..... 10:00am

Titans at Vikings ..... 10:00am

Washington at Browns ..... 10:00am

Rams at Bills ..... 10:00am

Bears at Falcons ..... 10:00am

*Panthers at Chargers ..... 1:05pm*

Jets at Colts ..... 1:05pm

Cowboys at Seahawks ..... 1:25pm

Buccaneers at Broncos ..... 1:25pm

Lions at Cardinals ..... 1:25pm

Packers at Saints ..... 5:20pm

**Monday, September 28, 2020**

Chiefs at Ravens ..... 5:15pm

## WEEK 4

**Thursday, October 1, 2020**

Broncos at Jets ..... 5:20pm

**Sunday, October 4, 2020**

Ravens at Washington ..... 10:00am

Steelers at Titans ..... 10:00am

*Chargers at Buccaneers ..... 10:00am*

Seahawks at Dolphins ..... 10:00am

Vikings at Texans ..... 10:00am

Saints at Lions ..... 10:00am

Browns at Cowboys ..... 10:00am

Jaguars at Bengals ..... 10:00am

Colts at Bears ..... 10:00am

Cardinals at Panthers ..... 10:00am

Giants at Rams ..... 1:05pm

Bills at Raiders ..... 1:25pm

Patriots at Chiefs ..... 1:25pm

Eagles at 49ers ..... 5:20pm

**Monday, October 5, 2020**

Falcons at Packers ..... 5:15pm

## WEEK 5

**Thursday, October 8, 2020**

Buccaneers at Bears ..... 5:20pm

**Sunday, October 11, 2020**

Rams at Washington ..... 10:00am

Bills at Titans ..... 10:00am

Eagles at Steelers ..... 10:00am

Cardinals at Jets ..... 10:00am

Broncos at Patriots ..... 10:00am

Raiders at Chiefs ..... 10:00am

Jaguars at Texans ..... 10:00am

Bengals at Ravens ..... 10:00am

Panthers at Falcons ..... 10:00am

Dolphins at 49ers ..... 1:05pm

Giants at Cowboys ..... 1:25pm

Colts at Browns ..... 1:25pm

Vikings at Seahawks ..... 5:20pm

**Monday, October 12, 2020**

*Chargers at Saints ..... 5:15pm*

*Bye: Lions, Packers*

## WEEK 6

**Thursday, October 15, 2020**

Chiefs at Bills ..... 5:20pm

**Sunday, October 18, 2020**

Texans at Titans ..... 10:00am

Browns at Steelers ..... 10:00am

Ravens at Eagles ..... 10:00am

Washington at Giants ..... 10:00am

Falcons at Vikings ..... 10:00am

Lions at Jaguars ..... 10:00am

Bengals at Colts ..... 10:00am

Bears at Panthers ..... 10:00am

*Jets at Chargers ..... 1:05pm*

Dolphins at Broncos ..... 1:05pm

Packers at Buccaneers ..... 1:25pm

Rams at 49ers ..... 5:20pm

**Monday, October 19, 2020**

Cardinals at Cowboys ..... 5:15pm

*Bye: Patriots, Raiders, Saints, Seahawks*

## WEEK 7

**Thursday, October 22, 2020**

Giants at Eagles ..... 5:20pm

**Sunday, October 25, 2020**

Cowboys at Washington ..... 10:00am

Bills at Jets ..... 10:00am

Panthers at Saints ..... 10:00am

*Chargers at Dolphins ..... 10:00am*

Packers at Texans ..... 10:00am

Browns at Bengals ..... 10:00am

Steelers at Ravens ..... 10:00am

Lions at Falcons ..... 10:00am

Seahawks at Cardinals ..... 1:05pm

49ers at Patriots ..... 1:25pm

Chiefs at Broncos ..... 1:25pm

**Monday, October 26, 2020**

Bears at Rams ..... 5:15pm

*Bye: Colts, Jaguars, Vikings, Titans*

## WEEK 8

**Thursday, October 29, 2020**

Falcons at Panthers ..... 5:20pm

**Sunday, November 1, 2020**

Rams at Dolphins ..... 10:00am

Jets at Chiefs ..... 10:00am

Vikings at Packers ..... 10:00am

Colts at Lions ..... 10:00am

Raiders at Browns ..... 10:00am

Titans at Bengals ..... 10:00am

Patriots at Bills ..... 10:00am

*Jaguars at Chargers ..... 1:05pm*

49ers at Seahawks ..... 1:25pm

Saints at Bears ..... 1:25pm

Cowboys at Eagles ..... 5:20pm

**Monday, November 2, 2020**

Buccaneers at Giants ..... 5:15pm

*Bye: Cardinals, Ravens, Broncos, Texans, Steelers, Washington*

## WEEK 9

**Thursday, November 5, 2020**

Packers at 49ers ..... 5:20pm

**Sunday, November 8, 2020**

Giants at Washington ..... 10:00am

Bears at Titans ..... 10:00am

Lions at Vikings ..... 10:00am

Panthers at Chiefs ..... 10:00am

Texans at Jaguars ..... 10:00am

Ravens at Colts ..... 10:00am

Seahawks at Bills ..... 10:00am

Denver at Falcons ..... 10:00am

*Raiders at Chargers ..... 1:05pm*

Steelers at Cowboys ..... 1:25pm

Dolphins at Cardinals ..... 1:25pm

Saints at Buccaneers ..... 5:20pm

**Monday, November 9, 2020**

Patriots at Jets ..... 5:15pm

*Bye: Bengals, Browns, Rams, Eagles*



**WEEK 10****Thursday, November 12, 2020**

Colts at Titans ..... 5:20pm

**Sunday, November 15, 2020**

Bengals at Steelers ..... 10:00am

Eagles at Giants ..... 10:00am

Jaguars at Packers ..... 10:00am

Washington at Lions ..... 10:00am

Texans at Browns ..... 10:00am

Buccaneers at Panthers ..... 10:00am

Jets at Dolphins ..... 1:05pm

Broncos at Raiders ..... 1:05pm

Bills at Cardinals ..... 1:05pm

49ers at Saints ..... 1:25pm

Seahawks at Rams ..... 1:25pm

Ravens at Patriots ..... 5:20pm

**Monday, November 16, 2020**

Vikings at Bears ..... 5:15pm

**Bye:** Falcons, Cowboys, Chiefs, *Chargers***WEEK 11****Thursday, November 19, 2020**

Cardinals at Seahawks ..... 5:20pm

**Sunday, November 22, 2020**

Bengals at Washington ..... 10:00am

Falcons at Saints ..... 10:00am

Steelers at Jaguars ..... 10:00am

Packers at Colts ..... 10:00am

Patriots at Texans ..... 10:00am

Eagles at Browns ..... 10:00am

Lions at Panthers ..... 10:00am

Titans at Ravens ..... 10:00am

*Chargers at Broncos* ..... 1:05pm

Cowboys at Vikings ..... 1:25pm

Chiefs at Raiders ..... 5:20pm

**Monday, November 23, 2020**

Rams at Buccaneers ..... 5:15pm

**Bye:** Bills, Bears, Dolphins, Giants, Jets, 49ers**WEEK 12****Thursday, November 26, 2020**

Texans at Lions ..... 9:30am

Washington at Cowboys ..... 1:30pm

Ravens at Steelers ..... 5:20pm

**Sunday, November 29, 2020**

Dolphins at Jets ..... 10:00am

Cardinals at Patriots ..... 10:00am

Panthers at Vikings ..... 10:00am

Browns at Jaguars ..... 10:00am

Titans at Colts ..... 10:00am

Giants at Bengals ..... 10:00am

*Chargers at Bills* ..... 10:00am

Raiders at Falcons ..... 10:00am

49ers at Rams ..... 1:05pm

Saints at Broncos ..... 1:05pm

Chiefs at Buccaneers ..... 1:25pm

Bears at Packers ..... 5:20pm

**Monday, November 30, 2020**

Seahawks at Eagles ..... 5:15pm

**WEEK 13****Thursday, December 3, 2020**

Cowboys at Ravens ..... 5:20pm

**Sunday, December 6, 2020**

Browns at Titans ..... 10:00am

Washington at Steelers ..... 10:00am

Raiders at Jets ..... 10:00am

Jaguars at Vikings ..... 10:00am

Bengals at Dolphins ..... 10:00am

Colts at Texans ..... 10:00am

Lions at Bears ..... 10:00am

Saints at Falcons ..... 10:00am

Giants at Seahawks ..... 1:05pm

Rams at Cardinals ..... 1:05pm

*Patriots at Chargers* ..... 1:25pm

Eagles at Packers ..... 1:25pm

Broncos at Chiefs ..... 5:20pm

**Monday, December 7, 2020**

Bills at 49ers ..... 5:15pm

**Bye:** Panthers, Buccaneers**WEEK 14****Thursday, December 10, 2020**

Patriots at Rams ..... 5:20pm

**Sunday, December 13, 2020**

Vikings at Buccaneers ..... 10:00am

Cardinals at Giants ..... 10:00am

Chiefs at Dolphins ..... 10:00am

Titans at Jaguars ..... 10:00am

Packers at Lions ..... 10:00am

Cowboys at Bengals ..... 10:00am

Texans at Bears ..... 10:00am

Broncos at Panthers ..... 10:00am

Jets at Seahawks ..... 1:05pm

Colts at Raiders ..... 1:05pm

Washington at 49ers ..... 1:25pm

Saints at Eagles ..... 1:25pm

*Falcons at Chargers* ..... 1:25pm

Steelers at Bills ..... 5:20pm

**Monday, December 14, 2020**

Ravens at Browns ..... 5:15pm

**WEEK 15****Thursday, December 17, 2020***Chargers at Raiders* ..... 5:20pm**Saturday, December 19/20, 2020<sup>^</sup>**

Lions at Titans ..... TBD

Jets at Rams ..... TBD

Texans at Colts ..... TBD

Panthers at Packers ..... TBD

Bills at Broncos ..... TBD

**Sunday, December 20, 2020**

Seahawks at Washington ..... 10:00am

Browns at Giants ..... 10:00am

Bears at Vikings ..... 10:00am

Patriots at Dolphins ..... 10:00am

Jaguars at Ravens ..... 10:00am

Buccaneers at Falcons ..... 10:00am

Eagles at Cardinals ..... 1:05pm

Chiefs at Saints ..... 1:25pm

49ers at Cowboys ..... 5:20pm

**Monday, December 21, 2020**

Steelers at Bengals ..... 5:15pm

<sup>^</sup> In Week 15, up to three of five possible matchups will be scheduled for Saturday on NFL Network. Start times and Saturday games for Week 15 will be announced no later than following Week 8, with the non-Saturday games to be played on Sunday.

**WEEK 16****Friday, December 25, 2020**

Vikings at Saints ..... 1:30pm

**Saturday, December 26/27, 2020<sup>^</sup>**

Browns at Jets ..... TBD

Dolphins at Raiders ..... TBD

*Broncos at Chargers* ..... TBD

Buccaneers at Lions ..... TBD

49ers at Cardinals ..... TBD

**Sunday, December 27, 2019**

Panthers at Washington ..... 10:00am

Colts at Steelers ..... 10:00am

Falcons at Chiefs ..... 10:00am

Bears at Jaguars ..... 10:00am

Bengals at Texans ..... 10:00am

Giants at Ravens ..... 10:00am

Rams at Seahawks ..... 1:05pm

Eagles at Cowboys ..... 1:25pm

Titans at Packers ..... 5:20pm

**Monday, December 28, 2019**

Bills at Patriots ..... 5:15pm

<sup>^</sup> In Week 16, up to three of five possible matchups will be scheduled for Saturday on NFL Network. Start times and Saturday games for Week 16 will be announced no later than following Week 8, with the non-Saturday games to be played on Sunday.

**WEEK 17\*****Sunday, January 3, 2021**

Jaguars at Colts ..... 10:00am

Titans at Texans ..... 10:00am

Falcons at Buccaneers ..... 10:00am

Washington at Eagles ..... 10:00am

Cowboys at Giants ..... 10:00am

Jets at Patriots ..... 10:00am

*Chargers at Chiefs* ..... 10:00am

Vikings at Lions ..... 10:00am

Steelers at Browns ..... 10:00am

Ravens at Bengals ..... 10:00am

Packers at Bears ..... 10:00am

Saints at Panthers ..... 10:00am

Dolphins at Bills ..... 10:00am

Seahawks at 49ers ..... 1:25pm

Cardinals at Rams ..... 1:25pm

Raiders at Broncos ..... 1:25pm

**WILD CARD PLAYOFFS**

January 9-10, 2021

**DIVISIONAL PLAYOFFS**

January 16-17, 2021

**CONFERENCE CHAMPIONSHIPS**

Sunday, January 24, 2021

**PRO BOWL**

Sunday, January 31, 2021

**SUPER BOWL LV  
(RAYMOND JAMES STADIUM - TAMPA)**

Sunday, February 7, 2021

# CHARGERS RADIO NETWORK

As the Chargers' flagship English-language radio partner, iHeartMedia Los Angeles will again air all regular season and postseason Chargers games on ALT 98.7 – Los Angeles' New Alternative – complete with a two-hour pregame and one-hour postgame show.

Additionally, specially designated regular and postseason games will be simulcast on AM570 LA Sports as part of the partnership extension.

Throughout the regular and postseason, players, coaches and Chargers personalities will appear in regularly-scheduled segments Monday through Friday on AM570 LA Sports.

ALT 98.7 will also feature Chargers content during select throughout the year while Chargers/iHeartMedia Los Angeles experiential sweepstakes will be promoted across the iHeartMedia family of media.



**MATT "MONEY"  
SMITH**

PLAY-BY-PLAY

Matt "Money" Smith enters his fourth season handling the play-by-play duties for the Chargers broadcast team. A fixture in Los Angeles sports for more than two decades, Smith is a co-host of the Petros & Money Show on AM 570. He is also a fantasy football analyst on the NFL Network's NFL Fantasy Live

show and is regularly featured as part of NFL.com's coverage of the NFL Draft, the NFL Scouting Combine and the Super Bowl. Additionally, for the past eight years, Smith has handled play-by-play for Compass Media Network's coverage of NFL games, NCAA football and NCAA basketball and has also done television play-by-play for the Pac-12 Network and the NFL on Fox. From 2005-09, Smith hosted AM 570's Los Angeles Lakers pregame, halftime and post-game shows, and he was part of the National Association of Broadcasters Hall of Fame morning program 'Kevin and Bean' on KROQ 106.7 FM in Los Angeles from 1995-2005.



**DANIEL JEREMIAH**

ANALYST

Jeremiah, a former NFL scout who spent a combined eight seasons with three NFL teams prior to joining the NFL Network in 2012, continues to partner with radio play-by-play announcer Matt "Money" Smith and sideline reporter Shannon Farren as the color analyst on ALT 98.7's Chargers

game broadcasts. A 2000 graduate of Appalachian State, where he was a three-year starter at quarterback, Jeremiah began his NFL career as a personnel assistant with the Baltimore Ravens scouting department in 2003 and was promoted to area scout in 2005. Moving to the Cleveland Browns as a National Scout prior to the 2007 season, most recently he served as a West Coast scout for the Philadelphia Eagles from 2010-12. Currently a regular contributor on NFL.com and NFL Mobile, offering an Xs-and-Os look at players, teams and trends, the El Cajon, CA native also plays a vital role on various NFL Network programs such as NFL Total Access and Path to the Draft and is the co-host of the Move the Sticks Podcast with Bucky Brooks.



**SHANNON FARREN**

SIDELINE

Shannon Farren hosts The Gary and Shannon Show on KFI Monday thru Friday, 10a-2p. Before the show debuted in 2015, she spent 15 years reporting on news and sports in Sacramento, Seattle and Los Angeles. Shannon has won awards from the Radio and Television News Association of Southern California and the Associated Press including Best Sports Reporting, Best Spot News Coverage, Best Feature Reporting and Best Use of Sound. She can be seen on NBC4's Going Roggin. Last year was her third season working the sidelines for the Chargers.

# CHARGERS EN ESPAÑOL

Que Buena 105.5/94.3 FM was announced as the new flagship Spanish-language radio broadcaster of the Chargers earlier this year. It is owned and operated by Estrella Media, and will broadcast all preseason, regular season and postseason Chargers games, including pre and postgame shows. Throughout training camp and the regular and postseason, players, coaches and Chargers personalities will appear in regularly scheduled segments.



**ADRIAN  
GARCIA-MARQUEZ**  
PLAY-BY-PLAY

Garcia Marquez returns to the Chargers booth after serving as the team's Spanish-language play-by-play announcer in 2008. Like Pinto, he has been a fixture in the Southern California sports landscape for more than 20 years. The San Diego native

began his career in baseball in 1999 as the host of the San Diego Padres Pregame Show for the team's Spanish radio flagship K1040am. Garcia Marquez spent six seasons as "La Voz de Los Lakers" on television where he won an Emmy Award for 'Live Sports Coverage', two NBA 'Best Live Call' Awards, and three Southern California Sports-Broadcaster Association Awards for best 'TV Play by Play.' He also serves as the principle play-by-play voice for FOX Deportes' coverage of the NFL and Premier Boxing Champions as well as MLB, College Football and Liga MX broadcasts. Garcia Marquez has also served as the play-by-play announcer for Super Bowl LIV and the World Series on five occasions.



**FRANCISCO PINTO**  
ANALYST

A native of Concepcion, Chile, Pinto will lend his talents in the radio booth to serve as color analyst for the Chargers Spanish-language radio team. Pinto's long, illustrious career

in television and radios spans over 20 years, and he is a popular on-air personality in Los Angeles. He won the 2012 and 2015 NBA Broadcasting Award for Best Live Call and a 2013 LA Area Emmy Award for Live Sports Coverage for the contest between the Lakers and Raptors on December 8 of that year. Prior to joining the Lakers broadcast team, Pinto spent 12 years with KMEX-TV, Univision's LA affiliate, where he was a sports anchor for seven years before switching to news and becoming a host on the station's morning newscast, Primera Edición. Pinto has covered many of the biggest sporting events in the world, including two World Cups (2002 and 2006) and several NBA Finals, Super Bowls, World Series and world title boxing matches.

COMMUNITY

FRONT OFFICE

VETERANS

DRAFT PICKS  
& FREE AGENTS

2019 IN  
REVIEW

RECORDS  
& HISTORY

GENERAL  
INFORMATION

# WORLD'S GREATEST STADIUM

## FACTS & FIGURES



FIRST-EVER OPEN-AIR  
INDOOR OUTDOOR STADIUM



STATE-OF-THE-ART ROOF  
CANOPY THAT DECREASES  
IMPACT OF DIRECT SUNLIGHT,  
UV RAYS, PRECIPITATION



3.1 MILLION FT<sup>2</sup>  
70,000-SEAT STADIUM



NFL'S FIRST-EVER  
360° DUAL-SIDED UHD  
4K VIDEOBOARD



260+ PREMIUM SUITES



STADIUM LANDSCAPE INCLUDES  
ALL 5 ECOLOGIES NATIVE TO SOCAL



BoltUp







INGLEWOOD, CA  
3.4 MILES FROM LAX



6,000-SEAT  
PERFORMANCE VENUE



6-ACRES OF LAKE  
WITH MORE THAN 25  
ACRES OF PARKLAND



HOLLYWOOD PARK  
IS 3.5X THE SIZE OF  
DISNEYLAND PARK

## GLOBAL EVENTS



2022 SUPER BOWL LVI



2023 COLLEGE  
FOOTBALL  
CHAMPIONSHIP GAME



OPENING & CLOSING  
CEREMONIES OF THE  
2028 OLYMPICS



# SoFi Stadium

# MEDIA INFORMATION

**GAME-DAY MEDIA PARKING:** Media attending Chargers home games have been assigned reserved areas to park at SoFi Stadium. Please refer to the map on the back of your assigned parking permit. Media should enter the parking lot off of Varus Drive. Media must park in the assigned area and display parking permits at all times. As a reminder, parking is limited and is being provided as a courtesy.

**MEDIA ENTRANCE:** All credentialed media must enter through SE Media Gate and are subject to search procedures. Please be prepared to open all cases and bags for inspection by stadium security personnel. All items will be inspected and tagged for security purposes. Please make sure bags are identifiable and limit carry-in items to only what is necessary. Remove any security tags from prior games.



**JOSH RUPPRECHT**

Vice President,  
Communications



**JENNIFER ROJAS**

Senior Manager,  
Corporate Communications & Alumni Affairs



**JAMAAL LaFRANCE**

Senior Manager,  
Communications



**BROCK ANDERSON**

Coordinator,  
Football Communications



**DANNY MARKINO**

Coordinator,  
Football Communications



**LAUREN MEYER**

Coordinator,  
Corporate Communications  
& Alumni Affairs



**ANA SPANOS**

Coordinator,  
Corporate Communications  
& Alumni Affairs

The communications department of the Los Angeles Chargers serves as the liaison between the team and the media. Please contact us with all requests for information or game credentials.

## LOS ANGELES CHARGERS COMMUNICATIONS DEPARTMENT

**Josh Rupprecht**  
**Jennifer Rojas**  
**Jamaal LaFrance**  
**Brock Anderson**  
**Danny Markino**  
**Lauren Meyer**  
**Ana Spanos**

Vice President, Communications  
Senior Manager, Corporate Communications & Alumni Affairs  
Senior Manager, Communications  
Coordinator, Football Communications  
Coordinator, Football Communications  
Coordinator, Corporate Communications & Alumni Affairs  
Coordinator, Corporate Communications & Alumni Affairs

3333 Susan Street  
Costa Mesa, CA 92626  
Office: (714) 540-7100

## CHARGERS.COM AND CHARGERS.COM/MEDIA

**Chargers.com** features the latest news on the Los Angeles Chargers, including player features. The site also includes player bios, rosters, the depth chart, transactions and more. It is the quickest and easiest way to find the latest information on the Los Angeles Chargers.

**Chargers.com/media** is available to assist media with coverage leading up to each game of the 2020 season. The media site contains a digital copy of the 2020 Los Angeles Chargers Media Guide, game releases, news releases, credential request forms and transcripts. Credential requests must be submitted by the sports director, sports editor or photo editor to be considered. The site is password protected and can be accessed with chargersmedia.

## PRESS WILL CALL

Press Will Call is located at the SE Media Gate between entries 10 & 11.

## PRESS BOX

The telephone numbers for the Chargers and visiting communications staffs in the press box at SoFi Stadium are TBD. The press box is equipped with wireless internet. Contact the Chargers' communications staff for additional support.

## TICKET INFORMATION

For information, call the Chargers' ticket office at 1-877-CHARGERS or visit [chargers.com/tickets](https://chargers.com/tickets).

The Media Guide is a publication of the Los Angeles Chargers. Copyright © 2020 Chargers Football Company, LLC. Chargers Editorial Offices: 3333 Susan Street, Costa Mesa, CA 92626, (714) 540-7100.



# INDEX

100-yard receiving games .....	261
100-yard rushing games .....	259
200-yard all-purpose games .....	265
2019 In Review	
Game Summaries .....	231
Game-by-game starters .....	227
NFL Standings .....	224
Participation, regular season .....	228
Regular-season rankings .....	226
Single-game highs .....	229
Statistics, defense .....	226
Statistics, offense .....	225
Team captains .....	227
Weekly inactives .....	230
Weekly leaders .....	230
300-yard passing games .....	258
<b>A</b>	
Abraham, Dennis .....	60
Adderley, Nasir .....	70
Allen, Keenan .....	71
Anderson, Stephen .....	80
<b>B</b>	
Badgley, Michael .....	82
Beidelschies, Donovan .....	61
Bilal, Asmar .....	210
Big Days (notable performances) .....	258
Bonk, Jeanne M. ....	21
Bosa, Joey .....	84
Bradley, Gus .....	32
Bradwell, Darius .....	210
Brannon, John .....	210
Brodsky, Ethan .....	63
Brooks, Jonathan .....	58
Broughton, Cortez .....	89
Bulaga, Bryan .....	90
Burns, Keith .....	35
<b>C</b>	
Caminiti, Chris .....	36
Campbell, Tevaughn .....	211
Campan, James .....	37
Chargers broadcasts	
English radio .....	400
Spanish radio .....	401
Chargers honors .....	363
Chargers in the Community .....	6
Chargers top-10	
Career .....	255
Single-season .....	256
Christiansen, Cole .....	212
Chronology, Chargers franchise .....	364
Clark, Louis .....	60
Coaches, all-time	
Head coaches .....	382
Assistants .....	383
College, draft selections by .....	376
College, players by .....	390
Cotton, Jeff .....	212

<b>D</b>	
Davis, Michael .....	93
Diaz-Infante, David .....	38
Draft	
All-time selections .....	372
Choices, 2020 .....	375
College, selections by .....	376
Dunlop, Josh .....	213
<b>E</b>	
Egbule, Emeke .....	95
Ekeler, Austin .....	96
Eller, Regis .....	61
<b>F</b>	
Fabiani, Mark .....	26
Facyson, Brandon .....	102
Feeney, Dan .....	104
Fehoko, Breiden .....	213
Finley, Romey .....	214
Football Support Staff .....	64
<b>G</b>	
Gates, Antonio .....	25
Gaziano, Joe .....	214
Gilliam, Nate .....	215
Gilman, Alohi .....	208
Glover, La'Roi .....	39
Gore, Derrick .....	215
Green, Virgil .....	108
Groy, Ryan .....	111
Guyton, Jalen .....	216
<b>H</b>	
Hamilton, Pep .....	40
Harris Jr., Chris .....	113
Hayward Jr., Casey .....	116
Head coaches, all-time .....	382
Herbert, Justin .....	202
Henry, Hunter .....	120
Hill, KJ .....	209
Hobbs, Chris .....	61
Holly, Bobby .....	216
<b>I</b>	
Ingram III, Melvin .....	123
<b>J</b>	
Jackson, Justin .....	128
James Jr., Derwin .....	131
Jasinski, Mike .....	62
Jefferson, Malik .....	134
Jenkins, Rayshawn .....	135
Jennings, Darius .....	138
Johnson, Tyron .....	217
Jones, Justin .....	140
Joseph, Linval .....	142
Judkins, Tyler .....	59
<b>K</b>	
Kelley, Joshua .....	205
Kelly, Kevin .....	60
King II, Desmond .....	145

COMMUNITY	L	
	Lamp, Forrest	149
	Last time	271
	Lemonier, Jessie	217
	Long, Ty	151
	Longest plays	266
	Lott, John	57
	Lynch, Addison	41
	Lynn, Anthony	28
	Lyon, Tyler	62
FRONT OFFICE	M	
	Maas, Fred	23
	MacPherson, James	62
	Mazza, Cole	153
	McConnaughey, Tom	62
	McDonald, Tevin	42
	McGeoghan, Phil	43
	McGill, Kevin	218
	McGuire, Ed	22
	McGuire, Kevin	63
VETERANS	Meeks, Quenton	154
	Media information	404
	Milus, Ron	44
	Milus, Ryan	45
	Moore, Jason	155
	Murray Jr., Kenneth	204
	N	
	Nabers, Gabe	218
	NFL honors	360
	Norton, Storm	218
DRAFT PICKS & FREE AGENTS	Nwosu, Uchenna	156
	O	
	Opponent top performances	267
	P	
	Parham Jr., Donald	219
	Perryman, Denzel	159
	Pipkins III, Trey	162
	Pouncey, Mike	163
	Postseason results	
	All-time	341
2019 IN REVIEW	Game summaries	342
	Preseason results, all-time	340
	Prime time, Chargers in	339
	Pro Football Hall of Fame, Chargers enshrined	358
	Q	
	Quessenberry, Scott	168
	R	
	Records, Individual	
	Postseason	269
	Regular season	248
RECORDS & HISTORY	Records, Team	
	Postseason	270
	Regular season	251
	Reed, Joe	206
	Results	
	All-time record	334
	By team	335
	Postseason, all-time	341
	Preseason, all-time	340
	Prime time, since 1970	339
Warmest and coldest games	334	
	Retired numbers	357
	Ridgley, Mark	46
	Roberts, Alfredo	47
	Roberts, Ryan	220
	Rochell, Isaac	170
	Roster	
	Alphabetical, 2020	67
	Alphabetical, all-time	384
	Numerical, 2020	68
	Numerical, all-time	391
	Ryan, Patrick	63
	Ryan, Seth	49
	S	
	Schedule	
	Chargers, 2020	1
	NFL regular season, 2020	398
	Scherer, Rip	50
	Schoen, Dalton	220
	Scott, Trent	172
	Shamash, Dan	52
Sheridan, Justin	61	
Smith, Giff	53	
Smith, Richard	55	
Smith, TJ	221	
SoFi Stadium	402	
Spanos, A.G.	19	
Spanos, Alex & Faye	14	
Spanos, Dean A.	16	
Spanos, John	20	
Spanos, Michael A.	18	
Spanos, Michael II	63	
Square, Damion	174	
Staff Directory	3	
St. Louis, Tyree	221	
Steichen, Shane	34	
Stewart, George	30	
Stick, Easton	222	
	T	
	Taylor, Tyrod	177
	Telesco, Tom	27
	Tevi, Sam	181
	Tillery, Jerry	185
	Tomlinson, LaDainian	24
	Toner, Cole	187
	Trade history	377
	Tranquill, Drue	188
	Turner, Trai	190
	U	
	Uniform history	380
	V	
	Vaughn, Donte	222
	Vigil, Nick	192
	W	
	White, Kyzir	194
	Williams, Mike	196
	Wooden, JoJo	60



# SEATING MAP



#BOLTUP ➡

CHARGERS.COM

BOLTUP ⚡ BOLTUP ⚡ BOLTUP ⚡  
BOLTUP ⚡ BOLTUP ⚡ BOLTUP ⚡  
BOLTUP ⚡ BOLTUP ⚡ BOLTUP ⚡  
BOLTUP ⚡ BOLTUP ⚡ BOLTUP ⚡  
BOLTUP ⚡ BOLTUP ⚡ BOLTUP ⚡



**#BOLTUP**