

# LA RAMS

## 2020 Media Guide

# 2020 Season Schedule

| | | |
|---|---|---|
| **Sep 13** | **Dallas Cowboys** | **SUN — 5:20 P.M.** |
| Sep 20 | at Philadelphia Eagles | SUN — 10:00 A.M. |
| Sep 27 | at Buffalo Bills | SUN — 10:00 A.M. |
| **Oct 4** | **New York Giants** | **SUN — 1:05 P.M.** |
| Oct 11 | at Washington Football Team | SUN — 10:00 A.M. |
| Oct 18 | at San Francisco 49ers | SUN — 5:20 P.M. |
| **Oct 26** | **Chicago Bears** | **MON — 5:15 P.M.** |
| Nov 1 | at Miami Dolphins | SUN — 10:00 A.M. |
| | *bye week* | |
| **Nov 15** | **Seattle Seahawks** | **SUN — 1:25 P.M.** |
| Nov 23 | at Tampa Bay Buccaneers | MON — 5:15 P.M. |
| **Nov 29** | **San Francisco 49ers** | **SUN — 1:05 P.M.** |
| Dec 6 | at Arizona Cardinals | SUN — 1:05 P.M. |
| **Dec 10** | **New England Patriots** | **THU — 5:20 P.M.** |
| **Dec 19/20** | **New York Jets** | **Exact Date & Time TBD** |
| Dec 27 | at Seattle Seahawks | SUN — 1:05 P.M. |
| **Jan 3** | **Arizona Cardinals** | **SUN — 1:25 P.M.** |

# Fingertip Information

## Los Angeles Rams Football Club

29899 Agoura Road
Agoura Hills, CA, 91301
Telephone: (818) 540-2016
www.therams.com

**Home Field:**
SoFi Stadium

**Club Formed:**
1936 as Cleveland Rams of American Football League
1937 adopted as NFL franchise
1946 moved to Los Angeles
1980 moved Anaheim Stadium from Memorial Coliseum
1995 moved to St. Louis
2016 moved to Los Angeles

**Postseason Success:**
World Championships (1945, 1951, 1999)
NFC Championships (1979, 1999, 2001)
Conference Championships (1945, 1949, 1950, 1951, 1955)
Coastal Division Championships (1967, 1969)
NFC Western Division Championships (1973, 1974, 1975, 1976, 1977, 1978, 1979, 1985, 1999, 2001, 2003, 2017)
NFC Wildcard Playoff Team (1980, 1983, 1984, 1986, 1988, 1989, 2000, 2004)

**Colors:**
Rams Royal (RGB 0, 53, 148), Sol (RGB 255, 209, 0)

**Retired Numbers:**
7 (Bob Waterfield), 28 (Marshall Faulk), 29 (Eric Dickerson), 74 (Merlin Olsen), 75 (Deacon Jones) 78 (Jackie Slater), 80 (Isaac Bruce), 85 (Jack Youngblood)

The Los Angeles Rams Media Guide was edited by Travis Langer
with the assistance of Artis Twyman, Tiffany White, Joanna Hunter, Chase Isaacs, Jake Spitz, Bobby Bailey, Eric Heppding and Avery Jacobs.
A special thank you to Shawn Dangerfield and Catherine Howard for their design assistance.
Photography by Jeff Lewis, Will Navarro, Scott Rovak, G. Newman Lowrance and AP Images.
Media Guide layout by Travis Langer.
Web publishing provided by 1st Round Media Group.
Editors Emeritus: Maxwell Stiles, Tex Schramm, Tex Maule, Pete Rozelle, Bert Rose Jr., Jack Teele, Jack Geyer, Jerry Wilcox, Pete Donovan, Rick Smith, John Oswald, Duane Lewis, and all former Rams Public Relations Directors.
Copyright 2020, Los Angeles Rams, LLC

# Staff Directory

| | |
|---|---|
| Owner/Chairman | E. Stanley Kroenke |
| Chief Operating Officer | Kevin Demoff |
| General Manager | Les Snead |
| Vice President, Football & Business Administration | Tony Pastoors |

## Coaching Staff

| | |
|---|---|
| Head Coach | Sean McVay |
| Assistant Head Coach/Inside Linebackers | Joe Barry |
| Special Teams Coordinator | John Bonamego |
| Defensive Coordinator | Brandon Staley |
| Offensive Coordinator | Kevin O'Connell |
| Run Game Coordinator | Aaron Kromer |
| Pass Game Coordinator/ | Shane Waldron |
| Assistant Defensive Line | Thad Bogardus |
| Running Backs | Thomas Brown |
| Assistant Quarterbacks | Liam Coen |
| Defensive Quality Control | Jonathan Cooley |
| Assistant Offensive Line | Andy Dickerson |
| Safeties | Ejiro Evero |
| Defensive Line | Eric Henderson |
| Offensive Quality Control | Zak Kromer |
| Head Strength Coach | Justin Lovett |
| Assistant Strength and Conditioning | Fernando Noriega |
| Tight Ends | Wes Phillips |
| Cornerbacks | Aubrey Pleasant |
| Assistant Wide Receivers | Zac Robinson |
| Outside Linebackers | Chris Shula |
| Assistant Special Teams | Tory Woodbury |
| Assistant Strength and Conditioning | Dustin Woods |
| Wide Receivers | Eric Yarber |
| Assistant to the Head Coach | Billy Nayes |

## Player Personnel

| | |
|---|---|
| Senior Personnel Advisor | Taylor Morton |
| Senior Personnel Executive | Brian Xanders |
| Director, Pro Scouting | Ray Agnew |
| Director, Scouting Strategy | James Gladstone |
| Director, College Scouting | Brad Holmes |
| Director, Draft Management | JW Jordan |
| Assistant Director, Pro Scouting | John McKay |
| Assistant Director, College Scouting | Ted Monago |
| National Scout | Marty Barrett |
| Pro Scout | Matt Waugh |
| Area Scout, West Coast | Vito Gonella |
| Area Scout, Midwest | Brian Hill |
| Area Scout, Southeast (Western) | Billy Johnson |
| Area Scout, Southwest | Steve Kazor |
| Area Scout, Southeast (Eastern) | Michael Pierce |
| Area Scout, Mountain/Auxiliary | Chance Trickett |
| Area Scout, Plains | Cedric Jones |
| Special Assistant to the General Manager/Security | Steve Miller |
| Special Assistant to the General Manager/Analyst | Andy Sugarman |
| Scouting Assistant | Ryon Lynn |
| Scouting Consultant | Ray Farmer |

## Equipment

| | |
|---|---|
| Director, Equipment | Brendan Burger |
| Assistant Manager, Equipment | Darwin Beacham Jr. |
| Assistant Manager, Equipment | Stephen Hale |
| Assistant, Equipment | Luis Ramos |
| Assistant, Equipment | Kevin Blank |

## Football Systems

| | |
|---|---|
| Manager, Software Development | Ryan Garlisch |
| Manager, Data and Analytics | Jake Temme |
| Manager, Data and Analytics | Sarah Bailey |
| Analyst, Football Administration | Kassandra Garcia |

# Staff Directory

## Operations And Facilities

Director, Football Operations ..... **Sophie Harlan**
Director, Security ..... **Dave Love**
Manager, Facility Operations ..... **Chris Hawes**
Manager, Football Operations ..... **Vince Hug**
Head Groundskeeper ..... **Scott Lupold**
Office Administrator ..... **Roxana De Santiago**
Manager, Facilities ..... **Jamie More**

## Communications

Senior Director, Communications ..... **Artis Twyman**
Senior Director, Corporate Communications ..... **Joanna Hunter**
Lead Communications Specialist ..... **Tiffany White**
Specialist, Communications ..... **Travis Langer**
Specialist, Communications ..... **Chase Isaacs**

## Sports Medicine And Performance

Vice President, Sports Medicine and Performance ..... **Reggie Scott**
Director, Rehabilitation/ Assistant Athletic Trainer ..... **Byron Cunningham**
Director, Sports Science/ Assistant Athletic Trainer ..... **Tyler Williams**
Assistant Athletic Trainer ..... **Mark Dydasco**
Director, Player Engagement ..... **Jacques McClendon**
Head Team Dietitian ..... **Joey Blake**

## Video

Director, Video ..... **Dan Dmytrisin**
Manager, Video ..... **Colby Yanagi**
Coordinator, Video ..... **Kimo Shearin**
Assistant, Video ..... **Matt Kubly**

## Administration

Vice President, Strategy ..... **Dan August**
Vice President, Legal Affairs ..... **Todd Davis**
Vice President, Business Development ..... **Eric Dickerson**
Head of Special Projects ..... **Stephanie Cheng**
Manager, Strategy & Analytics ..... **Issac Ortega**

## Community Affairs And Engagement

Vice President, Community Affairs and Engagement ..... **Molly Higgins**
Director, Government Affairs ..... **Maria Camacho**
Director, Cheerleaders and Mascot ..... **Keely Fimbres**
Manager, Community Affairs and Player Involvement ..... **Zach Kinkeade**
Manager, Community Affairs and Engagement ..... **Johnathan Franklin**
Specialist Community Affairs and Engagement ..... **David Weingarten**
Mascot Manager ..... **Alex Floch**
Coordinator, Community Ambassador ..... **Sarah Woebkenberg**

## Employee Experience

Head of Employee Experience ..... **Oracio Galindo**
HR Business Partner ..... **Jiana Jaber**
Assistant, Business Operations and Front Desk ..... **Jenee Galindo**
Benefits Administrator ..... **Alaine Brewer**

## Finance

Treasurer ..... **Jeff Brewer**
Controller ..... **Darline Llopis**
Payroll Manager ..... **Danielle Michael**
Accountant ..... **Christine Carrelli**
Coordinator, Accounts Payable ..... **Jessica Thigpenn**

## Information Technology

Chief Technology Officer ..... **Skarpi Hedinsson**
Manager, Information Technology ..... **Jeff Graves**
System Administrator ..... **Boomer Williams**

# Staff Directory

## Marketing

Chief Marketing Officer....Ronalee Zarate-Bayani
Vice President, Brand Experience....Christian Parsons
Vice President, Demand Generation and CRM....Marty Turman
Director, Guest Experience and Hospitality....Ray Daryabigi
Director, Creative Services....Cory Befort
Director, Brand Ambassadors....Masooma Ali
Specialist, Marketing....Doug Howe
Specialist, Direct Marketing....Harrison Packer
Marketing and Media Performance Analyst....Amber Williams
Manager, CRM & Database....Tyree White
CRM Developer....Michael Guardi
Director, Brand Events....Sarah Schuler
Specialist, Legends Community....Jarrod Barnes
Manager, Fan Growth....Cameron Brown
Brand Activations and Youth Marketing Specialist....Craig Appleby
Brand Ambassador Specialist....Rachel Zisman
Specialist, Season Ticket Member Experiences and Benefits....Brittany Cipolla
Coordinator, Guest Experience....Sara Dugan
Lead, Marketing and Media Operations....Michelle Runch
Specialist, Marketing and Media Operations....Melissa Park
Marketing and Media Operations Planner....Maria Sop
Manager, Gameday Production....Chadwick Richardson
Graphic Designer....Shawn Dangerfield
Graphic Designer....Daisy James
Digital Designer....Max Neser
Motion Graphic Designer....Jarek Harris
Specialist, Sales Design....Catherine Howard

## Media

Vice President and General Manager, Media....Marissa Daly
Director, Programming and Talent....Jory Hirsh
Managing Producer....Taylor Gilkeson
Video Producer, TV Production....Sandarvis Duffie
Video Producer, Social....Matt Israel
Video Producer....Nick Conte
Studio Producer....Rudy Galvan-Rivera
Play-by-Play Announcer....J.B. Long
Team Reporter....Sarina Morales
Manager, Media Partnerships....Katelyn Baker
Manager, Social Media....Jamie Han
Coordinator, Social Media....Sydney Ringdahl
Coordinator, Digital Operations....Ashton Leber
Photo & Digital Assets Lead....Sarah Snyder

## Merchandise

Specialist, Merchandising....Gabe Jimenez

## Partnership

Vice President, Partnership Sales....Jason Griffiths
Vice President, Partnership Development....Mike O'Keefe
Vice President, Partnership Marketing....Lexi Vonderlieth
Director, Partnership Strategy....Brittany Ramos
Director, Partnership Operations....Joanna Yiu
Analyst, Partnership Strategy....Cat Davidson
Analyst, Partnership Strategy....Brett Estes
Senior Manager, Partnership Sales....Megan Fogarty
Senior Manager, Partnership Sales....Chris Edwards
Senior Manager, Partnership Sales....Tyler Potts
Manager, Partnership Sales....Sean Gannon
Lead, Partnership Activation Manager....Lindsey Melas
Lead, Partnership Activation Manager....Roderick Stephens
Partnership Marketing Manager....Cali Moore
Account Manager, Partnership Activation....Bianca Graves
Account Manager, Partnership Activation....Sarah Teichner
Coordinator, Partnership Marketing....Cindy Carrillo
Specialist Partnership Marketing....Eric Ovitz

# Staff Directory

## Ticketing and Member Services

| | |
|---|---|
| Director, Ticket Operations | **Steven Moore** |
| Director, Premium Experience | **Meagan Roberts** |
| Head of Client Service | **Jerrett Burke** |
| Account Executive, Ticket Sales | **Hannah Cameron** |
| Account Executive, Ticket Sales | **Daiveun Curry-Chapman** |
| Account Executive, Ticket Sales | **Andre Laws** |
| Account Executive, Ticket Sales | **Stephen Logsdon** |
| Account Executive, Ticket Sales | **Lizzy Martinez** |
| Account Executive, Ticket Sales | **Evan Rosenberg** |
| Account Executive, Ticket Sales | **Dustin Tabor** |
| Account Executive, Ticket Sales | **Courtney Hazy** |
| Member Services Representative | **Janelle Alfano** |
| Member Services Representative | **Hannah Caine** |
| Member Services Representative | **Casey Jones** |
| Member Services Representative | **Ciara Andrews** |
| Member Services Representative | **John Billingsley** |
| Member Services Representative | **Brian Moreen** |
| Member Services Representative | **Tiffany Dimaculangan** |
| Account Manager, Premium Experience | **Brittany Todd** |
| Account Manager, Premium Experience | **Megan Elcock** |
| Account Manager, Premium Experience | **Carson Holden** |
| Account Manager, Premium Experience | **Briana Montanez** |
| Account Manager, Premium Experience | **Alexis Pinson** |
| Manager, Ticket Operations | **Travis Wegener** |
| Coordinator, Ticket Operations | **Jessica Bracamontes** |
| Assistant, Ticket Operations | **Amanda Soper** |

Los Angeles Rams 2020 Media Guide

# Ownership and Executive Staff



## Owner/Chairman

# E. Stanley Kroenke

E. Stanley Kroenke's journey to bring professional football back to Los Angeles culminated on Jan. 12, 2016 when National Football League owners ratified his proposal to return the Rams to Southern California.

"Stan Kroenke solved the riddle that perplexed the NFL for over 20 years," said Sam Farmer, a columnist with the Los Angeles Times. "He had the drive and resources to make the commitment and did what no one else could do."

Ten years after NFL owners unanimously approved Kroenke to assume sole ownership of the franchise in 2010, he celebrates the opening of SoFi Stadium and Hollywood Park – a 298-acre development with a 70,240-seat stadium as its crown jewel.

The state-of-the-art stadium rises from nearly 100 feet below ground on the former site of the Hollywood Park Racetrack and serves as the home to the Los Angeles Rams and Los Angeles Chargers. Additionally, the multi-purpose project will act as a West Coast campus for the National Football League, housing NFL Media's headquarters, with premier hosting capabilities for future Super Bowls, NFL Drafts, and Pro Bowls.

"I think what Stan has built here and done here, in his creativity with this whole development, this probably is going to redefine this area of Los Angeles for the next century," Chargers Owner/Chairman Dean Spanos told The Associated Press. "It's going to be something that L.A. is going to be very proud to have."

Equipped with decades of real estate development experience, a passion for sports and a one-of-a-kind vision, Kroenke orchestrated the Rams' return home by privately financing the construction of a world-class stadium befitting the culture and style of Los Angeles.

"Stan has the vision, resources, inspiration and creativity to create the right setting for the NFL in Los Angeles," said Dallas Cowboys Owner Jerry Jones. "I have great admiration for his talent and skills, and I have great confidence in his leadership ability in guiding our league back into this very important community. He sees the big picture, knows how to do things on the big stage, and he knows how to do what's best for the long term future. Stan Kroenke is a valuable asset to the National Football League."

In the months leading up to the opening of SoFi Stadium, Kroenke was named Los Angeles Business Journal's Business Person of the Year for 2020. The Rams' return to Los Angeles was named 2016's top sports moment at the 12th Annual L.A. Sports Awards.

### DELIVERING A GLOBAL DESTINATION

In a marriage of sports, retail, commercial and residential development, Kroenke constructed a 3.1 million-square-foot stadium expandable up to 100,000 seats that will anchor an urban village, complete with a 6,000-seat performance venue, 300 boutique hotel rooms, 2,500 modern residences, more than 1.5 million square feet of retail, office, conference and meeting space. More than 20 acres of public parks, open space, pedestrian walkways and bicycle paths will divide the district into thirds, offering residents and visitors a regional gathering place in the center of the Los Angeles basin.

"(The) project is uniquely tied to Kroenke's vision of where global sports and entertainment are heading and his zeal to be at the forefront," sports reporter Liz Clarke detailed in The Washington Post in 2019.

In addition to hosting NFL games, SoFi Stadium and the district at Hollywood Park will transform the area into a year-round sports and entertainment destination that will deliver an unparalleled experience for residents and visitors. Since returning to Southern California, the stadium has been awarded the Super Bowl LVI in 2022 and the Opening and Closing Ceremonies of the 2028 Olympics. In addition, the College Football Playoff National Championship will be played for the first time in the Los Angeles region in 2023 with SoFi Stadium serving as the host venue.

"Los Angeles is a world-class city with a great record as sensational hosts to college football championships, Olympics, Super Bowls and other top events," said Bill Hancock, executive director of the College Football Playoff. "Of course, the new stadium will be spectacular."

"It's iconic," said Dallas Cowboys Owner Jerry Jones to the Los Angeles Times. "I've tried to run from the word. But this stadium, there was no way Stan was going to cut costs in any way that would compromise the overall, long-term sense of quality or value. It needs to be like Mt. Rushmore."

The NFL also is developing a 235,000-square-foot space at Hollywood Park to serve as its West Coast Headquarters that will house operations for NFL Media, which includes NFL Network, NFL RedZone, the NFL app, NFL.com, NFL Fantasy and the NFL's social media lab, plus staff across a variety of departments including marketing, club business development, and media sales. In addition to office and studio space situated next to SoFi Stadium, the facility will feature NFL Media's first outdoor studio which will be able to host audiences and includes an outdoor field for filming purposes as well as public use. The new NFL Media campus is expected to open prior to the 2021 season.

"As home to the Rams and Chargers, and now NFL Media, SoFi Stadium and Hollywood Park will be an attraction for NFL fans year-round," said NFL Commissioner Roger Goodell. "Thanks to Stan's vision, we know Hollywood Park will be the place to be – not just for football, but for entertainment and events, for living and for working. We are excited for NFL Media to join this transformative project."

The NFL's largest stadium was designed to reflect the climate, characteristics and culture of Southern California, and to capitalize on the site's near-perfect weather, a transparent roof canopy covering 19 acres was developed. Under the lightweight roof made of ETFE, all sides of the building will remain open, allowing

# E. Stanley Kroenke Continued

for a natural integration between the indoor and outdoor public spaces.

“That stadium is off the charts,” said Al Michaels, the play-by-play voice for NBC’s Sunday Night Football. “It’s very different. It’s very special.”

Kroenke and project developers officially broke ground on SoFi Stadium and Hollywood Park on Nov. 17, 2016.

“It’s amazing how much earth has been moved,” said Jacksonville Jaguars Owner Shad Khan who also regarded the stadium as “the eight wonder of the world” in a piece written by ESPN. “It’s going to be a phenomenal building,” San Francisco 49ers CEO Jed York added to the story. “It’s going to be the place that you need to see a game.”

“It was amazing. It was really amazing,” Rams Quarterback Jared Goff said after touring the completed stadium for the first time. “I know I kept saying the same thing about how amazing it was and wow, but it truly was. It’s so big and it’s so monstering when you’re in there and seeing the [video board] on the inside, it’s really cool and it’s going to be a really, really fun time when we are able to be in there with our home crowd and really enjoy it..”

## ENRICHING THE COMMUNITY

Within months of relocating to Southern California, Kroenke’s Rams instituted their first local community improvement project in partnership with the Inglewood Unified School District as a continuation of the team’s commitment to service.

“The (community improvement) project, being completed through a grant from the Rams, is a visible manifestation of Stan Kroenke, the NFL and the Rams organization to the school children of Inglewood,” said Inglewood Mayor James T. Butts. “The Rams have shouted, ‘Inglewood kids count,’ and I salute them for their investment in the learning environment for our children.”

Under Kroenke’s leadership, philanthropic activities remain essential to the mission of SoFi Stadium and Hollywood Park. Project developers are committed to positively impacting the Greater Los Angeles Region and the City of Inglewood through world-class entertainment, outreach activities, the creation of new jobs, and local revenues.

“In shifting the center of gravity of West Coast sports to Inglewood, Kroenke has elevated the profile of the community and seeded the area with opportunity for years to come,” added Farmer. “A project of this magnitude changes the landscape both literally and economically.”

In partnership with the City of Inglewood, Kroenke committed to a 100 percent union job site with priority given to residents of Inglewood and designated local zip codes. Since breaking ground in 2016, more than 17,000 people worked on-site to help construct SoFi Stadium. In order to further create job opportunities for members of the local community, a 15 percent Inglewood resident apprenticeship goal has been established to help workers develop professional and trade skills. As of July 2020, over 95 Minority and Disadvantaged Businesses had received more than $750 million in construction contracts and local area residents have received more than $93 million in wages.

As a whole, the City of Inglewood’s general fund is expected to receive tens of millions in annual revenue from SoFi Stadium and Hollywood Park. According to initial estimates, the city is projected to receive $13 million in sales tax revenue during construction from equipment and materials purchased alone. Inglewood will also benefit through other avenues such as ticket taxes, sales tax from retail operations, property taxes and a hotel occupancy tax. These funds will help balance the city’s budget, improve and expand city services and infrastructure, enhance public safety and maintain open green space. Revenues from Kroenke’s entertainment district will also fund new after-school sports programs among other after-school activities for Inglewood’s youth.

In recognition of their leadership in giving back to the greater Los Angeles region, Kroenke’s Rams were honored in 2019 by both the Anti-Defamation League Los Angeles with their Corporate Leadership Award and by Make-A-Wish Tri-Counties as The Wish Champion Award.

## AN INTERNATIONAL SPORTS LEADER

Regarded as one of the world’s leading sports proprietors, Kroenke’s teams have won titles in the NFL, NHL, MLS, and the National Lacrosse League. Kroenke’s sports holdings include serving as the majority shareholder of London’s Arsenal FC (Barclays English Premiere League), which won its 13th FA Cup in 2017. From 2000-2014, Kroenke owned the NBA’s Denver Nuggets and the NHL’s Colorado Avalanche, which are now a part of a family trust. Kroenke’s Denver-based company, Kroenke Sports & Entertainment (KSE), owns the Colorado Rapids of Major League Soccer and the Colorado Mammoth of the National Lacrosse League. Kroenke also owns Altitude Sports & Entertainment, which produces Rams preseason games.

“It is evident that Stan knows how to achieve success in the sports world,” Rams General Manager Les Snead said. “His teams have won championships in five different sports and he has experience in building a contender. The success we have experienced through the NFL Draft and free agency, would not have been possible without Stan’s support and his willingness to take risks to build our team.”

On Jan. 12, 2017, Kroenke hired Sean McVay – the youngest head coach in modern NFL history – to lead the Rams. McVay’s 33 wins in a three-year stretch is the franchise’s most wins since the 1974-76 seasons and his record through the first three seasons (48 regular season games) of his coaching tenure is amongst the best start of all head coaches hired since 2000.

Since onboarding McVay, the Rams won back-to-back division titles and turned in one of the best seasons in franchise history in 2018. That year, Los Angeles finished with a 13-3 record – tied for second-best in team history – won two playoff games and added a conference championship to its collection of accolades.

According to The New York Times, 1997 was the first season to allow NFL owners to own cross-sport franchises. Among current NFL ownership, only two have had three teams win a playoff game/series in the same year in North America. Kroenke was the latest to accomplish the feat as the Avalanche and Nuggets also made remarkable playoff runs during the 2018-19 season. Both the Avalanche and Nuggets secured first-round playoff wins, and Los Angeles advanced to the club’s fourth Super Bowl (2018-19 season). The late Paul Allen’s Seattle Seahawks (NFL), Portland Trail Blazers (NBA) and Seattle Sounders FC (MLS) previously did so in 2014.

“Mr. Kroenke is committed to building sustainable, winning teams,” McVay said. “We’re excited to continue that journey into our new home in Inglewood.”

Kroenke currently serves on the NFL’s Broadcast Committee. He has worked on multiple league committees, including the NFL’s Workplace Diversity Committee. Kroenke also worked alongside his fellow owners to reach a new Collective Bargaining Agreement with the NFL Players Association in 2011.

E. Stanley Kroenke, named after baseball legends Enos Slaughter and Stan Musial, was born in Cole Camp, Mo., and grew up in Mora, Mo. Kroenke and his wife, Ann, have a daughter, Whitney, and a son, Josh, Vice Chairman of KSE and KSE UK. In 2017, Kroenke and Josh became owners of two eSports franchises – the Los Angeles Gladiators of the Overwatch League and the Los Angeles Guerrillas of the Call of Duty League.

Kroenke holds undergraduate and graduate degrees from the University of Missouri and he is a member of the Missouri Sports Hall of Fame (2009 Enshrinement Class).



## Chief Operating Officer

# Kevin Demoff

**College: Dartmouth**
**NFL Year: 16**
**Rams Year: 12**

Kevin Demoff is in his 12th year as Chief Operating Officer with the Rams. In this capacity, Demoff serves as the team's top front office executive and liaison to owner and chairman, Stan Kroenke, on all organizational matters.

After serving on the working group that helped Kroenke return the Rams – Los Angeles' original professional sports team – home to L.A., Demoff is now playing a significant role in delivering on Kroenke's vision to design and construct Hollywood Park, the 298-acre sports and entertainment district in Inglewood that features SoFi Stadium, the home of the Rams. Beyond the stadium, the campus will include a performance venue, retail district and office complex and is currently the largest entitled real-estate project in Southern California.

Since the Rams returned home to Los Angeles in 2016 – the team's 50th season in Los Angeles after calling the region home from 1946-1994 – the Rams are committed to being a key contributor to the betterment of the Los Angeles community.

Immediately on the heels of the National Football League's historic return to Los Angeles, Demoff and the Rams helped lead a regional effort to bring the Super Bowl to the new SoFi Stadium and Hollywood Park. In addition to being the most-watched sporting event in the world, Super Bowl LVI, which will be played in 2022, will attract tens of thousands of people to the Los Angeles region and generate hundreds of millions of dollars for local hotels, restaurants, shops and other businesses. Super Bowl LVI is projected to be Los Angeles' largest tourism event since the 1984 Olympics.

The Hollywood Park development is expected to generate hundreds of millions in new annual economic activity across the region. During construction, there were upwards of 3,500 construction workers on-site daily, with Inglewood residents given priority placement, and more than 12 million worker hours have been completed to-date since construction began. Once fully operating, the stadium and retail components are expected to generate thousands of additional jobs with long-term regional benefits.

In order to further create job opportunities for members of the local community, a 15 percent Inglewood resident apprenticeship goal for construction was established to help workers develop professional and trade skills. As of June 2020, over 95 Minority and Disadvantaged Businesses had received more than $750 million in construction contracts and local area residents have received more than $92 million in wages. In addition, in partnership with the Anti-Recidivism Coalition (ARC) and 2nd Call, more than 100 union workers who were previously incarcerated found employment opportunities during the construction of SoFi Stadium.

Demoff and the Rams have also joined forces with the LA24 Olympic Bid Committee, chaired by Casey Wasserman, to help deliver the 2028 Olympic and Paralympic Games to Los Angeles. In addition, SoFi Stadium will host the College Football Playoff final in 2023.

Since joining the Rams in 2009, Demoff has been responsible for re-organizing the club's business efforts with a focus on delivering a better overall experience for Rams' fans, building a team that reflects Los Angeles, and increasing the club's presence in the community. In 2019, the Rams were one of the most diverse teams in the NFL, in the top-three for both racial and gender diversity of the front office. In addition, Demoff spearheaded the organization's efforts to become one of the strongest philanthropic partners in professional sports. That focus has led the team to receive numerous awards for their charitable efforts as they continue to become part of the fabric of the greater Los Angeles region.

Social justice has long been at the heart of the Los Angeles Rams community outreach efforts, focused on education inequities, food insecurity, homelessness, community-police relations and criminal justice – all injustices that unfairly burden the Black and Brown communities and prevent advancement. Since 2017, the Rams have funded a City Year team to support elementary students at Grape Street Elementary in Watts. City Year is a national organization that mobilizes AmeriCorps members for a year of full-time service in underserved communities to serve as tutors, mentors and role models for students to help them graduate high school, college and become career-ready young professionals. Demoff joined the board of City Year in 2020 and the Rams will be funding a second City Year team at Crozier Middle School in Inglewood. In 2019, the Rams adopted both the Watts Rams football team, coached by LAPD officers, and the Inglewood Parks and Recreation Flag Football League, renaming the program the Inglewood Rams, coached by Inglewood PD officers.

When the COVID-19 pandemic hit the country in March 2020, the Rams partnered with KABC on a "Te'LA'thon for Los Angeles," which raised $2.2 million to benefit both LA Regional Food Bank and United Way of Greater Los Angeles to help those affected by COVID-19. The organization also made a commitment to fund mobile food pantries in Black and Brown communities from March through the end of 2020. In addition to this effort, the Rams partnered with Los Angeles Regional Food Bank to introduce the Taste of the Rams in 2016 to raise money to address the food insecurity of 1 in 5 Angelenos (prior to COVID-19). To date, this annual event has raised roughly $650,000 – enough for the Food Bank to provide more than 2.5 million meals to Angelenos in need.

In the wake of unimaginable tragedy that struck the Southern California region in 2018, the Rams hosted the Kansas City Chiefs at the LA Memorial Coliseum on November 19 for a game that currently stands as the highest scoring Monday Night Football game ever and will be remembered for bringing LA Together. After a mass shooting and wildfires affected and displaced thousands of residents in the Southern California region, the Los Angeles Rams stood in solidarity with Angelenos to honor and pay tribute to affected individuals, their families and first responders who worked tirelessly to keep the region safe. Under Demoff's leadership, the Rams wrapped their arms around the community in a number of ways including giving away thousands of game tickets to those affected by the tragedies and honoring victims and the community through in-game elements including the National Anthem, coin toss and torch lighting. The Rams partnered with CBS 2 and United Way of Greater Los Angeles on a telethon that

# Kevin Demoff Continued

raised more than $2.1 million benefiting the relief efforts, and in addition more than $250,000 was raised for a variety of charities supporting the relief efforts through in-game 50/50 raffles, jersey auctions, player ticket donations tied to the game.

Reinforcing the Rams' commitment to the Los Angeles community, Demoff serves on the boards of the Los Angeles Sports Council, and Los Angeles Sports and Entertainment Commission, as well as its philanthropic initiative, ChampionLA. Demoff also serves on the board of the United Way of Greater Los Angeles, and since 2017 he has served as the chair of its annual campaign which helps United Way transform lives and communities by creating pathways out of poverty for the most vulnerable residents through education, housing and financial stability. In May 2019, the Rams teamed up with United Way of Greater Los Angeles for the 12th Annual HomeWalk, a 5K family run/walk to raise public awareness and funds to end homelessness. Through this partnership, the two organizations worked collaboratively to create an unforgettable experience for runners, walkers, fans and fundraisers of all ages. Rams players Aaron Donald, Andrew Whitworth, Johnny Hekker, Tyler Higbee and the entire rookie class joined Coach McVay, Demoff and approximately 10,000 community members to end homelessness. The event raised more than $1.1 million for housing solutions.

Demoff is also part of the American Cancer Society's CEOs Against Cancer, which is a partnership of the world's leading CEOs and the American Cancer Society dedicated to eliminating unnecessary deaths and suffering from cancer.

One of the hallmarks of the Rams' community outreach efforts is the team's Staff Day of Service program. Introduced by Demoff in 2009, each month the team's front office staff takes time out of the office to volunteer with local non-profits. Since the project's inception, the Rams' staff has provided more than 18,000 hours of community service. Since returning home to Los Angeles, the Rams have provided more than 8,900 hours of community service and impacted 45 local non-profits and 57 schools through this program alone.

The cornerstone volunteer effort of the Staff Day of Service program is the team's annual community improvement project that includes staff, players and cheerleaders uniting to assist a local non-profit, school or community in need. Over the past 5 years, the Rams funded and built new playgrounds for Woodworth Elementary School in Inglewood (2016), Figueroa Street Elementary in Watts (2017), Twentieth Street elementary school in Downtown LA (2018) and at Belvedere Elementary School in East LA (2019).

Los Angeles Business Journal has recognized Demoff for four consecutive years on its annual LA500 list, honoring the most influential leaders and executives in Los Angeles. Demoff was recognized by the Sports Business Journal as one of its "Forty under 40" class members of 2016 and in 2010 he was named one of the "NFL's 10 Future Power Brokers" by Sports Illustrated.

Prior to joining the Rams, Demoff spent the previous four seasons (2005-08) with the Tampa Bay Buccaneers, where he served as a consultant before being named Senior Assistant in 2006. In this capacity, Demoff assisted General Manager Bruce Allen in contract negotiations, salary cap management, strategic planning and both college and pro scouting. During his tenure with the Buccaneers, the team captured NFC South titles in 2005 and 2007 while posting a winning record in three of his four seasons.

From 2001-04, Demoff served as Director of Football Operations for the Los Angeles Avengers of the Arena Football League. Demoff helped direct the team to its first-ever playoff berth and in his final three seasons with the club, the Avengers posted a record of 28-18, third-best in the Arena Football League, qualifying for the playoffs in each of those seasons.

Born and raised in Los Angeles, Calif., Demoff received a bachelors' degree in history from Dartmouth College in 1999 and a Masters in Business Administration from the Tuck School of Business at Dartmouth in 2006.

Kevin and Jennifer have two children – a daughter, Claire and a son, Owen.



General Manager

# Les Snead

**College: Auburn**
**NFL Year: 26**
**Rams Year: 9**

Les Snead is in his ninth season as general manager of the Los Angeles Rams.

Snead's tenure has been marked by strategic, aggressive moves that has created a strong core nucleus of talent and improved depth throughout the roster. Snead set his philosophy in motion just days after his hiring and has continued through the 2019 NFL Draft.

After guiding the organization through the building and breakthrough process of constructing the Rams roster, Snead and the Rams are now thriving in the contention phase of NFL roster building.

L.A. went without a first-round draft pick for the third-straight season in the 2019 NFL Draft after acquiring talent and beginning to reward the Rams core-nucleolus with long-term contracts.

Since being named general manager, Snead has orchestrated 48 trades, which is the seventh-most in the NFL since 2012. The Rams have selected 63 players in the NFL Draft under Snead, six of which have been named All-Pro, which is tied for the most drafted All-Pro selections since 2012.

Prior to the start of the 2018 season, L.A. rewarded two former first-round picks in DT Aaron Donald and RB Todd Gurley II with long-term contracts, making both Donald and Gurley the highest paid players at their positions following a 2017 season where they won Associated Press Defensive and Offensive Player of the year accolades, respectively.

The Rams made six trades in the 2019 NFL Draft, including a trade out of the first round to acquire additional draft capital. L.A. used its first pick of the draft to select S Taylor Rapp out of Washington in the second round (No. 61 overall), before making three selections in the third round. L.A. finished with eight total draft picks in this year's draft, including four offensive and four defensive players, with four selections in the top-100 picks of the draft.

Snead took a different approach to the 2018 offseason compared to previous years, making trades to acquire players, in addition to making trades to bolster draft capital. From the start of the new league year on March 14 through the completion of the 2018 NFL Draft, Snead and his personnel department executed 11 trades, which resulted in the acquisition of players such as CBs Marcus Peters and Aqib Talib, and WR Brandin Cooks. Additionally, the Rams were able to land coveted free agent DT Ndamukong Suh.

In the 2018 draft, Snead orchestrated a draft that netted the Rams 11 players, despite not having a pick in the first two rounds. L.A. used its first two picks on offensive linemen picking T Joseph Noteboom (No. 89 overall) out of TCU and C Brian Allen (No. 111 overall) from Michigan State. The Rams used seven of the remaining nine selections to bolster depth along the defensive front. All 11 2018 draft picks were on the roster entering the 2019 offseason program.

From 2012-2017, Snead made 52 selections in the NFL Draft, with 11 percent (six players) of those selections going on to earn All-Pro honors, the most in the league during that time frame. Snead's draft choices include back-to-back Associated Press Rookie of the Year honorees in Donald (2014 Defensive Rookie of the Year) and Gurley (2015 Offensive Rookie of the Year). Both of whom went on the earn AP Offensive and Defensive Player of the Year honors following the 2017 season.

The Rams have reaped early dividends from many of Snead's initial selections, particularly in the early rounds. Of the 13 players Snead selected in the first or second rounds of his first four drafts, seven were named to the Pro Football Writers of America All-Rookie Team following their first season. In total, 10 players drafted by Snead have made an All-Rookie Team.

Despite not owning a first-round selection for just the seventh time in franchise history, Snead was more active in free agency during the 2017 offseason to supplement the young talent accumulated through the draft on the Rams roster with a veteran presence. The first moves made by Snead with Head Coach Sean McVay were the signings of Pro Bowl T Andrew Whitworth and WR Robert Woods.

In the 2017 NFL Draft, Snead and company maneuvered trades to select TE Gerald Everett (No. 44 overall) out of the University of South Alabama. The Rams used three of their first four selections on pass catchers, selecting WR Cooper Kupp (No. 69 overall) out of Eastern Washington and WR Josh Reynolds (No. 117 overall), in addition to S John Johnson III with the second of two third round selections (No. 91 overall). As a group, the 2017 draft class started 26 games as rookies, led by Johnson who started 11 games at safety. The 2017 rookie class was highlighted by Kupp being named to the PFWA All-Rookie Team.

The 2016 season kicked off with a blockbuster pre-draft trade from No. 15 overall to No. 1 overall with the Tennessee Titans to select Cal QB Jared Goff. The trade sent the Titans the Rams' first-round draft pick (No. 15), two second-round draft picks (No. 43, No. 45), and a third-round draft pick (No. 76) in 2016. Tennessee also obtained Los Angeles' first-round and third-round picks in the 2017 NFL Draft. In addition to receiving the No. 1 overall pick, Los Angeles gained the Titans' fourth-round (No. 113) and sixth-round (No. 177) selections in 2016. No team has moved farther up in the first round since the New England Patriots did so in 1984.

In 2015, Snead led a draft that focused on revamping the running game. That started by selecting Gurley No. 10 overall and then selecting four offensive linemen with the team's next six selections, highlighted by Wisconsin T Rob Havenstein (No. 57 overall). Havenstein has gone on to start all 59 regular season games and four postseason contests with the organization. The Rams boasted the third youngest offensive line in the NFL during the 2015 season, which showcased Havenstein who did not allow a sack as a rookie.

Gurley became just the third Rams rookie running back to eclipse the 1,000-yard rushing mark since Hall of Famers Eric Dickerson (1983) and Jerome Bettis (1993). Gurley led all rookies in rushing and finished third among all NFL runners in rushing yards (1,106).

# Les Snead Continued

His season culminated with a Pro Bowl berth, Pro Football Writers of America Rookie of the Year award and NFL Offensive Rookie of the Year award, marking the second-consecutive year that a Rams rookie took home NFL rookie honors (Donald –DPOY 2015). Gurley had his best season as a pro in 2018, leading the league with 2,093 scrimmage yards and 19 total touchdowns en route to earning Associated Press Offensive Player of the Year accolades.

Snead and his staff made a total of 11 selections in the 2014 draft. With their own first-round pick, they selected Donald, a Pittsburgh All-American, who earned Pro Bowl honors and was named NFL Defensive Rookie of the year after posting 9.0 sacks, the second most by any NFL defensive tackle that season. Donald bested his rookie performance in year two and garnered 11.0 sacks, which tied for most in the league at his position on his way to his second-consecutive Pro Bowl nod and went on to win Associated Press Defensive Player of the Year honors in 2018. After becoming the highest paid defensive tackle in NFL history, Donald thanks Snead and the Rams with a franchise-best 20.5 sacks, the most by an interior defensive lineman in league history, en route to earning his second-consecutive AP Defensive Player of the Year honors.

Snead and his staff have had plenty of success in post-draft rookie free agency over the last eight years. Of the 53 players on the team's final 2016 roster, 15 joined the Rams as undrafted rookie free agents under Snead's watch. That group included Pro Bowl P Johnny Hekker and LS Jake McQuaide and special teams standout LB Cory Littleton, who blocked two kicks during the 2017 season.

Snead inherited a roster that had endured one of the most difficult stretches in league history. From 2007 to 2011, St. Louis posted a 15-65 record (.188 winning percentage), the worst ever by an NFL team during any five-year period. The Rams' 15 wins during that stretch were the fewest in the league, and Detroit, which had the second-lowest win total during the same time frame, totaled 10 more wins than St. Louis as the Lions won 25 games. From 2012-15, the Rams have logged 27 wins to increase their winning percentage to .422.

The Rams' 2016 training camp roster was the youngest roster in the NFL. Since the Snead administration has been in place, the Rams have boasted the youngest roster during the 2012, 2014 and 2016 seasons. The Rams were the second-youngest team in 2015.

In the spring of 2012, Snead directed a trade that sent the second overall pick in the 2012 draft to the Washington Redskins in exchange for the sixth and 39th picks that year as well as Washington's first round picks in both 2013 and 2014.

Snead made two additional trades in April of 2012 that allowed the Rams to make four of the first 50 selections in the 2012 draft. The surplus of picks allowed the Rams to strategically maneuver in the 2013 draft as well. With the Rams sitting at No. 16, Snead surmised that he wouldn't be able to stand pat and land highly-coveted WR/PR Tavon Austin, so he worked out a deal with the Buffalo Bills. The Rams moved up to Buffalo's eighth spot and selected the speedy playmaker from West Virginia. Austin scored six touchdowns as a rookie – four receiving, one rushing and one on a 98-yard punt return. In the Rams' win at Indianapolis in 2013, Austin became one of three rookies in NFL history to score three touchdowns of 50 yards or more, joining Hall of Famer Gale Sayers and Randy Moss.

With the 22nd pick, which the Rams owned as part of the Washington trade, Snead made another deal that helped the club recoup a significant portion of what he'd sent to Buffalo. The Rams swapped places with the Atlanta Falcons, and with the 30th selection, Snead and company were able to secure the player they'd targeted at No. 22 - Georgia LB Alec Ogletree. As a rookie, Ogletree led the Rams with 155 tackles and added 1.5 sacks, six forced fumbles and an interception.

In his role as general manager, Snead partners with Head Coach Sean McVay to direct all personnel decisions for the club. In addition, Snead coordinates all aspects of the club's football operations with the head coach. He also joins forces with C.O.O/ Executive Vice President of Football Operations Kevin Demoff and Vice President, Football & Business Administration Tony Pastoors to direct the team's business ventures.

Prior to joining the Rams, Snead spent 13 seasons with the Atlanta Falcons. He served as the club's director of player personnel from 2009-11 and also held posts as a pro scout and as the Falcons' director of pro personnel.

During his time in Atlanta, Snead was part of a personnel staff that signed, traded for or drafted 16 players that went on to earn Pro Bowl honors.

Snead helped construct a roster that has been one of the NFL's best over the last few years. From 2008-11, the Falcons had four consecutive winning seasons, winning 43 games during that time, which are the fifth-most wins in the NFL over that time period. The Falcons participated in one Super Bowl and two NFC Championship games during Snead's tenure with the club.

Snead joined the Falcons after three seasons (1995-97) in the pro scouting department of the Jacksonville Jaguars. He was hired by the Jaguars prior to the franchise's first season and helped put together a team that garnered an AFC Championship game berth in just its second year of existence. Jacksonville won its first division title in Snead's final year with the team.

Snead played tight end for Auburn from 1992-93 and was part of the Tigers' perfect 11-0 team in 1993. He also earned Southeast Region Academic All-American honors during his college career.

The Eufaula, Ala. native holds a Bachelor of Science degree in psychology and planned to attend medical school until he was offered a graduate assistant coaching position at his alma mater. He earned a Master of Education degree at Auburn while working as a graduate assistant and he also served as an administrative assistant of football operation in 1995 at Auburn.

In addition to his duties with the Rams, Snead also sits on a pair of advisory boards, including GAMEBREAKER, which is a soft shelled headgear powered by D3O Impact Technology as a way to help alleviate some of the nicks and abrasions that come with playing any contact or non contact sport. Also Snead serves as a board member on the Curry School Foundation Board at UVA, a dynamic group of professionals who have committed themselves as fundraisers and ambassadors of the school, promoting Curry's work among their networks of colleagues and acquaintances.

Snead is married to Kara Henderson Snead, a sports media personality who has worked for NFL Network, and co-hosted NFL Total Access and provided in-depth interviews, pregame and postgame reports and sideline reports for a variety of shows across the network including NFL Total Access, Around the League, NFL GameDay Morning and NFL GameDay Final. Kara graduated cum laude from Duke University. She began her career as a production assistant at ESPN and later ABC News. Her on-air career began at NESN in 1998 as the co-host of NESN's "Front Row". From 2000 to 2003, she worked at CNN as a reporter and anchor.

Together, the couple has three children: a son, Logan, who is a freshman at UVA and a member of the Cavalier football team, a daughter, Cannon, and a son Tate, who are freshmen at Oaks Christian High School.



## Vice President, Football & Business Operations

# Tony Pastoors

**College: Dartmouth**
**NFL Year: 11**
**Rams Year: 11**

Tony Pastoors enters his 11th season with the Rams after joining the Rams prior to the 2010 season. Pastoors serves as the vice president, football and business administration.

In this role, Pastoors works directly with Chief Operating Officer Kevin Demoff on all aspects of Rams operations. Pastoors teams with General Manager Les Snead and Head Coach Sean McVay in the development and implementation of the club's strategic plans for player signings and player acquisitions.

As the club's chief negotiator, Pastoors is responsible for Rams' salary cap management, contract negotiations, compliance with the NFL's Collective Bargaining Agreement as well as the club's financial and strategic planning. Pastoors also partners with Demoff, Snead, and McVay in the day-to-day management and execution of the team's football operations. In addition, Pastoors serves as a liaison to Rams business operations, including marketing, partnerships, finance, ticketing, community relations, administration, and communications.

Born and raised in Minneapolis, Minn. Pastoors received his degree from Dartmouth College, where he was a three-time letter winner for Head Coach Buddy Teevens and the Dartmouth football program.

Pastoors resides in Los Angeles, Calif., with his wife, Emily and their daughter Charli.



## Vice President, Strategy and Ticketing

# Dan August

**College: Dartmouth**
**NFL Year: 13**
**Rams Year: 5**

The 2020 season marks Daniel August's fifth season with the Los Angeles Rams.

As vice president of strategy and ticketing, August is involved with key strategic initiatives and oversees various aspects of ticketing and the gameday experience. Areas of focus include ticketing strategy, planning, analytics and operations, in addition to guiding the Rams premium ticketing experience, season ticket member benefits and gameday experience.

In his first three seasons with the Rams, August focused on key business ventures and major strategic initiatives for the club, which included ticketing strategy and planning, gameday experience, concessions, digital media, consumer products and analytics.

Prior to joining the Rams, August worked for the NFL league office in New York City for eight years. Over his final two years, he served as head of strategic marketing and planning, after working for six years in finance, the last as director of Financial Planning & Analysis. During his tenure at the NFL headquarters, August served on major projects, including the Collective Bargaining Agreement (CBA), NFL Ticket Exchange, apparel and e-commerce deals, International Series expansion, Veteran Combine, NFL Newborn Fan Club and Pro Bowl.

Before entering the sports arena, August served as an investment banking analyst at Morgan Stanley.

August received a Bachelor of Arts in Economics from Dartmouth College in 2007, and a Masters in Business Administration from The University of North Carolina's Kenan-Flagler Business School in 2014.

He is married to Joanna Hunter August, who works in corporate communications for the Rams, and they have two daughters, Leah and Isabella.



Treasurer

# Jeff Brewer

**College: California State University North Ridge**
**NFL Year: 35**
**Rams Year: 35**

Jeff is entering his 35th season with the Rams. Jeff joined the Los Angeles Rams in 1986 as Controller.

Brewer has spent the last 27 years in his current role as Treasurer. As head of the Rams finance department, he oversees day-to-day operations and handles multiple audits, tax work and treasury management.

Originally from Southern California, Jeff earned an accounting degree from California State University, Northridge where he was captain of the basketball team. Prior to joining the Rams he worked as a manager at Ernst & Whinney, an accounting firm in Newport Beach, California.

Jeff is married to Alaine, and together they have 6 adult children, Jen, Nick, Robert, Alyssa, Molly and Megan. In his free time he enjoys spending time with his family, traveling and photography. Jeff and Alaine reside in Yorba Linda, Calif.



## Vice President and General Manager, Media

# Marissa Daly

**College: Villanova**
**NFL Year: 3**
**Rams Year: 3**

The 2020 season marks Marissa Daly's third season with the Los Angeles Rams, serving as the team's vice president and general manager of media.

Before joining the Rams, Daly served as the senior director of product marketing for Yahoo Sports and led marketing for the Sports and Fantasy properties including strategy, research, positioning, CRM, mobile acquisition, creative, media planning, brand management.

While attending UCLA Anderson School of Management, Daly was the president of the Sports Business Association, co-director of orientation for the class of 2012, and co-founder of PULSE, an annual media, entertainment, and sports conference. She interned at the LA Sports & Entertainment Commission as a sales and marketing intern for the NBA All-Star Jam Session, and for Mandalay Baseball Properties.

Prior to Anderson, Daly worked as a financial analyst at Goldman Sachs and as an Investor Relations representative at NYC-based hedge fund, Latigo Partners.

Daly received her bachelor's degree in finance and international business from Villanova University.

Marissa and her husband, Sam, are parents to their sons Owen and Hudson, and have a golden retriever named Kobe Bryant.



## Vice President, Legal Affairs

# Todd Davis

**College: Southern California**
**NFL Year: 29**
**Rams Year: 29**

Todd Davis is entering his 29th year with the club. He works directly with ownership and Chief Operating Officer Kevin Demoff on day-to-day business operation issues and advises the club on all legal matters and contributes significantly to the team's business operations.

His areas of oversight include sponsorships, licensing, vendor and employment agreements (for football and non-football employees), human resources issues, team litigation, risk management, as well as workers compensation, among various others. Davis is on the board of the Rams Foundation. Davis is on the NFL steering committee for sports betting/integrity and compliance as well as the committee for workers compensation.

Davis is active in league-wide matters and served on multiple intra-league working groups including workers compensation, gambling and seat licenses. He aids in the Rams Risk Management, and seves as the Secretary of the Rams Foundation.

A graduate of the University of Southern California Law Center in 1991, he obtained his Bachelor of Arts in political science, a Bachelor of Science in accounting from the University of Southern California. He is a member of the California Bar Association.

In 2010, Davis joined the NFL Committee for workers compensation and continues to be an active member.

He is married to his wife of 23 years, Anna. Together they have one daughter, Savannah (17), who is an avid volleyball player.



## Vice President, Business Development

# Eric Dickerson

**College: Southern Methodist**
**NFL Year: 15**
**Rams Year: 8**

Eric Dickerson joined the Rams front office as vice president of business development in August of 2017, rejoining the organization that drafted him in 1983.

Dickerson played running back for the Rams from 1983 to 1987 and broke the NFL's single season record holder for most yards gained (2,105) in 1984. As a rookie season in 1983, he set NFL rookie records for most yards gained in a season (1,808) and attempts (390) and was named NFC and NFL rookie of the year.

He currently ranks ninth on the NFL's all-time rushing list with 13,259 yards. The SMU product rushed for more than 100 yards 64 times, which ranks fourth on the NFL's all-time record list. Dickerson went on to complete a legendary NFL career by reaching 10,000 career rushing yards in the shortest amount of games. His production was matched by his running style and unforgettable appearance on the field, where he wore sports goggles, a neck roll and the full complement of pads.

Dickerson was selected to the Pro Bowl six times and chosen to NFL's all-Decade team for the 1980's. In 1999, he was inducted into the Pro Football Hall of Fame.

Dickerson was the No. 1 ranked high school football player in the nation before committing to Southern Methodist University (SMU) and turned them into a national powerhouse.

In addition to his work with the Rams, he also has a strategic partnership with iHeart radio and serves as an NFL Analyst for FS1.



## Head of Employee Experience

# Oracio Galindo

**College: Loyola Marymount**
**NFL Year: 5**
**Rams Year: 5**

Oracio Galindo is entering his fifth season with the Los Angeles Rams as head of employee experience. He oversees the administration of day-to-day human resources activities and is strategically responsible for developing programs, systems, and policies that attract, retain, engage, and develop talent across the organization.

Prior to joining the Rams, Galindo served as the vice president of employee relations and labor relations for Tribune Publishing, a media company rooted in award winning journalism, which employs 8,000 employees across the country. During his tenure, he was instrumental in leading a staff of 25 human resources professionals to drive various transformational and organizational changes across 10 major newspapers. Before his work with Tribune Publishing, he served in various senior leadership roles with other organizations such as the Los Angeles Times, Sony Music Entertainment, Starbucks Coffee, and Red Bull.

A native of Los Angeles, Calif., Galindo earned an undergraduate degree in business administration from Loyola Marymount University and a master's in human resource development from Claremont Graduate University.

Galindo married his wife, Gladys Limon, in September of 2016. She currently works as an executive director for an environmental justice organization in the Los Angeles area. In April of 2018, Galindo and his wife welcomed a baby boy, Cristian Alejandro, and in February of 2020 welcomed their second son, Emilio David. The family currently resides in Camarillo, Calif.



## Vice President, Partnership Sales

# Jason Griffiths

**College:Middlebury**
**NFL Year: 3**
**Rams Year: 3**

Jason Griffiths enters his third season with the Los Angeles Rams in 2020 serving as the organization's vice president – partnership sales.

In his current role, he is responsible for managing the current Rams partners as well as overseeing the origination of new partnerships at SoFi Stadium.

Prior to joining the Rams organization, Griffiths served as director – enterprise sales for Box, an enterprise cloud content management company. During his three year tenure Griffiths helped build Box's North East presence from a small team of thirty team members to over one hundred and fifty. During this time, this region became one of the most successful sales regions in the US.

Before his time with Box, Griffiths worked for Rackspace from 2009 through 2015 starting as an account manager and working his way up to a senior sales executive. His roles included developing and executing all sales and account management strategies for a portfolio of Fortune 1000 accounts, building successful sales teams and helping Rackspace expand their sales presence in New York City.

Griffiths co-founded Cortech Group in 2005, a fast moving consumer goods company. As co-founder, Griffiths helped create a business plan, raised equity and serviced multi-billion dollar international retailers.

Griffiths earned a bachelor's degree from Middlebury College in 2004 and went on to earn a masters from Stanford University in 2005. Griffiths lives in Sherman Oaks with his wife Courtney and their son, Rhys and daughter, Louisa.



## Chief Technology Officer

# Skarpi Hedinsson

**College: Washington**
**NFL Year: 4**
**Rams Year: 4**

Skarpi Hedinsson joined the Los Angeles Rams in February 2017 as the organization's first Chief Technology Officer.

In this role, Hedinsson oversees the team's technology strategy, shared service delivery and management of both football and corporate technology activities. In addition to these responsibilities, Hedinsson is a key member of the team driving the vision for and overseeing the implementation of technology throughout SoFi Stadium and Hollywood Park.

Prior to joining the Rams, Hedinsson served as the Chief Technology Officer, Disney/ABC Television Group, where he oversaw efforts to identify new technology talent, capabilities and platforms. Hedinsson had previously served as the company's senior vice president, Technology & Platform, Digital Media. His team deployed the revolutionary WATCH ABC and WATCH Disney services making the Disney/ABC Television Group the first entertainment company to provide authenticated users access to both live, 24/7 linear network streams as well as an extensive offering of advantaged window "on demand" episodes on desktops, mobile and connected TV devices. With ABC, they were the first to offer 24/7 live streams of local, national and syndicated programming.

Prior to launching the WATCH services, Hedinsson and team designed and built the Emmy Award-winning Full Episode Player for ABC.com and the critically acclaimed ABC Player App for iOS devices, both industry defining when they launched for being first to make full episodes of ABC Network Primetime, Daytime, and Late Night programs available to viewers on their respective platforms.

Mr. Hedinsson is the inventor or co-inventor of seven issued U.S. Patents and fourteen pending U.S. Patents in the field of digital media and streaming video. He graduated from the University of Washington with a degree in Computer Science. He currently lives in Los Angeles with his wife, Lynnea and daughters Isabel and Freyja.



## Vice President, Community Affairs and Engagement

# Molly Higgins

**College: Northern Iowa**
**NFL Year: 19**
**Rams Year: 19**

Molly Higgins is the vice president of community affairs and engagement for the Los Angeles Rams. In her role, Higgins oversees the Rams community outreach efforts and aims to creatively leverage the team's platform to help impact lives and create lasting memories.

After building a strong charitable presence in the St. Louis community that resulted in the Rams being named, "St. Louis Philanthropic Organization of the Year," upon the team's return home to Southern California, Higgins embarked on a listening tour to better understand the needs of the Los Angeles community and determine how the Rams can utilize their unique assets to help address those needs. During this ongoing process, Higgins has established the Rams as a key community partner in Los Angeles.

Among the team's areas of priority, the Rams focus substantial resources to support youth education and mentoring, promote health and wellness, help address the issues of poverty and celebrate the contributions of our military and veterans. The team also participates in a variety of special events to raise awareness and funding for numerous local non-profits throughout the greater LA region to improve the lives of Angelenos.

One of the hallmarks of the Rams community outreach efforts is the team's staff day of service program that Higgins and COO, Kevin Demoff, launched in June of 2009. Since then, each month the Rams front office staff has taken time out of the office to volunteer with local non-profits. Since returning to Los Angeles in 2016, Rams staff members have provided more than 9,000 hours of community service and impacted 45 local non-profits and 57 schools. Higgins believes that the staff day of service program provides the front office team members with meaningful first-hand exposure to the challenges faced by many Angelinos, an appreciation for the work that is being done by local non-profits and educators, and a sense of pride and personal investment in the Rams commitment to the betterment of Los Angeles.

Beyond the organization's charitable focus areas, the Rams community affairs team works to understand each player's areas of interest and then aligns them with causes that they are passionate about to enable them to personally impact their community. Since 2016, every player on the roster has been active in the community. The Rams cheerleaders and team mascot, Rampage, are also key community ambassadors averaging 1,000 hours in the region annually.

In addition to Higgins' community affairs and engagement responsibilities, she is part of the Rams' executive team that helps shape the organization's off the field strategy.

In 2019, the United Way of Greater Los Angeles recognized Higgins with an EmpowerHer Award for her commitment to advance equity in Los Angeles. During her time in St. Louis, Higgins was a recipient of the Bar Association of Metropolitan St. Louis' "Spirit of Justice Award" honoring individuals who have demonstrated accomplishment, leadership and integrity in facilitating and promoting justice. In 2014, Higgins was recognized as one of St. Louis' "Most Influential Business Women" by the St. Louis Business Journal. Higgins was named to the St. Louis Business Journal's 30 under 30 list in 2006, an annual award that honors 30 St. Louis-area business leaders under the age of 30.

Prior to joining the Rams, Higgins worked in public relations for Unigraphics Solutions, a NYSE-listed global computer software company.

A graduate of the University of Northern Iowa with a B.A. in public relations and a minor in marketing, Higgins is also a graduate of the Coro Women in Leadership program and participated in the Stanford Graduate School of Business Program for NFL Managers. She and her wife, Missy, reside in Playa Vista.



## Vice President, Partnership Development

# Mike O’Keefe

**College: Missouri State**
**NFL Year: 23**
**Rams Year: 23**

Mike O’Keefe is entering his 23rd season with the Rams and has held numerous positions with the team during his tenure which span across ticketing, premium seating, suite sales, marketing, media, sponsorship, and community partnerships.

In his current role as vice president of partnership development, O’Keefe cultivates sponsor relationships with a focus on team programming integration and community outreach initiatives. In addition to both new and existing business development responsibilities, he also works closely with the Rams Foundation and has been instrumental in the build-out of strategic platforms which allow the team and partners to deepen their community engagement across the Los Angeles region together.

O’Keefe is a YMCA Board Member and is also active with the Ronald McDonald House in addition to participating in the teams numerous off the field charitable endeavors.

Born and raised in St. Louis, Mo., O’Keefe holds a degree in communications from Missouri State University and resides in Agoura Hills with his wife and three daughters.



## Vice President, Brand Experience

# Christian Parsons

**College: University of Toronto**
**NFL Year: 1**
**Rams Year: 1**

Christian Parsons enters his first season working with the Los Angeles Rams as the VP of brand experience. Parsons has proven success in leading digital transformations and growing lifestyle brands to impact youth culture.

In his role, Parsons will oversee game presentation, merchandise collaborations, alumni relations, season ticket member events, influencer and celebrity strategy as well as brand experiences and events.

Parsons brings more than a decade of branding experience to the club. Before joining the Rams, Parsons spent three years working for Maple Leaf Sports & Entertainment as a marketing director, where he rebranded digital media for the Toronto Raptors, relaunched e-commerce, CRM and paid media that later resulted in a 128 percent increase in revenue. In addition, Parsons was recognized for his efforts in earning Scotiabank Arena over one million dollars in single day retail sales, which serves as a record. His marketing team was also awarded the National Hockey League Marketing Campaign of the Year award in 2017.

In 2015, Parsons served as the Vice President and Account Director for Publicis New York where he led the global brand strategy process for Revlon, guided over 20 product launches while overseeing the “Love Is On” campaign, and led the digital revitalization of the Cadillac brand to help target the millennial audience.

Within five years, Parsons successfully helped grow global sales by 18%, while also launching the Adidas Boost runner for Sid Lee New York & Montreal. As the Global Account Director, he served as the lead person of brand and digital strategies for Adidas “All In” campaign, Samsung, Topshop, Acer and Intel. He was part of the team that won the New Era Caps NFL business and served as the Account Manager for Taxi Toronto for three years.

Prior to his job in Montreal, Parsons entered his profession as an account coordinator for Armstrong Partnerships where he assisted MasterCard with NHL sponsorship and launched MasterCard PayPass in Canada.

Parsons earned a Bachelor of Commerce in Marketing from the University of Toronto. When he is away from work, he loves to dedicate his focus to his family and becoming a better athlete to represent Canada at international tournaments for ultimate frisbee.



## Vice President, Sports Medicine & Performance

# Reggie Scott

**College: West Virginia**
**NFL Year: 18**
**Rams Year: 11**

Reggie Scott enters his 11th year with the Rams and was named vice president, sports medicine and performance in 2020 moving up the ranks from senior director, sports medicine and performance, director of sports medicine and performance after joining the Rams as head athletic trainer.

Scott initially joined the Rams in 2010 and became the youngest head athletic trainer in the modern NFL era.

In his current role, Scott oversees the athletic training department which is responsible for managing and facilitating the medical care of Rams players. This includes daily evaluation, treatment, rehabilitation, prevention, education and administrative work. Since joining the Rams, Scott has overseen the athletic training efforts for 21 Pro Bowl selections and two No. 1 overall Draft picks.

In addition to his duties with the Rams, Scott serves as the acting president for the Professional Football Athletic Trainers Society's (PFATS) executive board.

During the Rams' inaugural season back in Los Angeles, Calif., Scott and his staff were charged with developing and managing three fully-equipped training facilities before settling into their home base.

In 2015, Scott and his staff were named the 2015 NFL Athletic Training Staff of the Year by the Professional Football Athletic Trainers Society. The award is voted on by the PFATS membership and recognizes one NFL athletic training staff annually for their distinguished service to their club, community and athletic training profession. The honor marked the first time the Rams have been recipients of the award since it was established in 1985.

Before joining the Rams, Scott spent six seasons as an assistant athletic trainer for the Carolina Panthers, starting with their NFC Championship season in 2003. Scott was a part of back-to-back Super Bowl appearance teams, coming straight off his first NFL season as an intern on the Tampa Bay Buccaneers athletic training staff during their 2002 Super Bowl Championship season.

Prior to entering the NFL ranks, Scott worked as a student athletic trainer at his alma mater, West Virginia University, for four years (1999-2002). Scott earned his bachelor's degree in athletic training from WVU. Scott also earned a master's degree in performance enhancement and injury prevention from California University at Pennsylvania. In 2007, he added the Performance Enhancement Specialist Certification from the National Academy of Sports Medicine.

Scott broke into athletic training as an intern with the Philadelphia Phillies in 2000.

Scott is the chairman of the membership service committee and advocacy committee for the Professional Football Athletic Trainers Society. He is also a member of the National Athletic Trainers' Association, where he serves as an Ethnic Diversity mentor. In 2004, he was a part of the staff that won the PFATS Athletic Training Staff of the Year award, and in 2003, he earned the U.S. Air Force Commanders Award for Excellence which he completed at Dover Airforce Base.

Scott grew up in Dover, Del., with his mom, Juana Fuentes Bowles, father, Reggie Scott Sr., and sister, Victoria Fuentes Cox, who still reside in the area. Scott has been married for 15 years to his wife, Tina, and they have two children: Sophia and Isabella.



## Vice President, Demand Generation and CRM

# Marty Turman

**College: Northern Illinois**
**NFL Year: 3**
**Rams Year: 3**

Marty Turman enters his third season with the Los Angeles Rams serving as the organization's vice president of demand generation, CRM, and marketing analytics.

In his role, Turman focuses on building awareness of the Rams brand and loyalty amongst the fan base. In addition, he leads the data-driven marketing strategy that encompasses the gathering and usage of fan's engagement with the team and performance of activities leveraging this data.

The first year with the Rams proved to be a very exciting one for him. He moved his family from Colorado to Los Angeles, helped drive attendance to one of the greatest Monday Night Football games of all time, experienced the Rams Super Bowl run his first year in the league, and increased the sophistication and scope of the team's data-driven marketing.

Moving into his third year, Turman is eager to see the Rams once again succeed on the field while making success off the field for the team with particular focus on data unification across systems and messaging personalization.

Turman joined the Rams after serving four years as the senior director of relationship marketing for Vail Resorts, Inc. in Colorado, where he led a team responsible for strategy and deployment of company-wide direct marketing communications. Prior to joining Vail Resorts, Inc., Turman spent over a decade in the gaming industry in Las Vegas and Chicago leading a variety of marketing initiatives, including: loyalty marketing & CRM, multicultural marketing, key account sales strategy, and live entertainment booking/advertising.

Turman was born and raised in the suburbs of Chicago and received his bachelor's in marketing at Northern Illinois University. Turman later earned his MBA from the University of Southern California.

He and his wife, Janet, have two boys, Max and Mateo who have all become devoted Rams fans.



## Vice President, Partnership Marketing

# Lexi Vonderlieth

**College: Pepperdine**
**NFL Year: 2**
**Rams Year: 2**

Lexi Vonderlieth is entering her second year as vice president of partnership marketing for the Los Angeles Rams in 2020.

In her role, Vonderlieth will drive overall strategic and executional development of all exclusive partnerships for the Rams and in addition, provide support to the Los Angeles Stadium and Entertainment District at Hollywood Park partners for the Rams.

Previously, Vonderlieth spent seven years at TBWA/Chiat/Day, an advertising agency committed to creating innovative brand and marketing programs. A majority of her time was spent across Gatorade and Airbnb in numerous roles from sports marketing, branded content to senior marketing manager. Working on Gatorade, she managed all sports marketing advertising with leagues/teams/athletes, brand integrated marketing programs and branded content.

Vonderlieth led the development of the Gatorade branded content program with the debut of "RG3: The Will to Win" documentary which was a first-time deal between Gatorade, RG3, NFL Films and ESPN/ABC programming. Following with "There is No Tomorrow" documentary following the Brazilian National team from the 2012 Olympic defeat to the 2014 World Cup. For Airbnb, Vonderlieth successfully worked on the launch of the brands first global campaign developing innovative tactics per market.

As a director, Vonderlieth spent the next three years driving strategic and creative development for Beats by Dre at R/GA and Anomaly. Notably, she helped launch Beats by Dre into the 2015 Rugby World Cup, with a fully integrated campaign into a new sport and new market for the brand. In 2016, Vonderlieth worked on "Got No Strings" launch of the Beats X product to the market and developed fully integrated partnership campaigns for global partners, Best Buy, T-Mobile and FNAC. In 2017, followed with the "Be Heard" sports anthem campaign which led to No. 1 market share for wireless headphones.

Prior to joining the Rams, Vonderlieth worked as a Global Director at Media Arts Lab leading all Apple Services. Her duties included global marketing and strategy for Apple Music, Apple Pay, Homepod and focused the last year on the launch of Apple TV+, working on the Apple TV+ announce in March and continuing to develop the strategy and launch plan for Apple TV+ streaming brand and show campaigns.

Vonderlieth has been recognized two consecutive years by the Business Insiders: 30 most creative women in advertising, in 2016 and 2017.

Vonderlieth received her bachelor's degree in communications from Pepperdine University. She went on to earn her master of business administration, marketing from Loyola Marymount University.

Vonderlieth, her husband Paulo and their two young boys, Dylan and Lukas reside in Los Angeles.



## Chief Marketing Officer

# Ronalee Zarate-Bayani

**College: UC Irvine**
**NFL Year: 4**
**Rams Year: 4**

Ronalee Zarate-Bayani joined the Los Angeles Rams as chief marketing officer in 2017. In this role, she is responsible for defining and cultivating the Rams brand, serving as a key member in shaping the experiences and value proposition of the new 300-acre Los Angeles Stadium and Entertainment District at Hollywood Park and creating a modern L.A. entertainment experience for the next generation of fans.

Zarate-Bayani is leading the evolution of the Rams business into a brand-centered organization with the development and roll out of new brand strategy. As CMO, she is responsible for helping the organization bring the Rams brand to life and oversees various teams within the front office, including brand experience, creative services, guest experiences and demand generation, CRM and analytics.

Over the past year, Zarate-Bayani has worked diligently across the organization to develop the Rams new brand identity and its uniforms. She has also helped shape a unique and dynamic gameday experience that leverages all of SoFi Stadium's new technology.

Prior to joining the Rams, Zarate-Bayani was head of global integrated marketing communications and digital advancement for the Hershey Company. In that role, she focused on establishing modern marketing excellence, ensured Hershey's portfolio of brands had compelling consumer experiences, and built enhanced digital capabilities.

Prior to Hershey, Zarate-Bayani worked in multiple leadership roles at Visa Inc. with an emphasis on leveraging consumer insights and digital experiences to create effective consumer marketing campaigns. While there, she formed a new internal marketing consulting group that embedded cultural and social insights into brand strategies and led the development of digital-first, new product launches. Zarate-Bayani cultivated her zeal for brand building through various marketing roles with Taco Bell that started in brand marketing, then brand communications and then culminated in leading the digital team.

Zarate-Bayani is passionate about building brands, especially through modern digital experiences and has over 15 years of marketing experience across a variety of industries. Throughout her career, she has focused on growing brands and cultivating winning teams both as an entrepreneur and an intrapreneur in global companies around the world, including Japan, South Africa and the Philippines.

Zarate-Bayani holds an M.B.A. from the Stanford Graduate School of Business and graduated summa cum laude with a B.A. in political science from the University of California, Irvine.

As a native of Southern California, Ronalee is excited to be back home in Los Angeles with her husband, Michael and three children.



Los Angeles Rams 2020 Media Guide

# Coaches



## Head Coach

# Sean McVay

**College: Miami (Ohio)**
**NFL Coaching Year: 12**
**Rams Coaching Year: 4**

On January 12, 2017, Los Angeles Rams Owner/Chairman E. Stanley Kroenke named Sean McVay the 23rd full-time head coach in franchise history. McVay became the youngest coach in modern NFL history at 30 years old.

McVay's third season as head coach in Los Angeles produced his third-consecutive winning season, as the team finished with a 9-7 record. Finishing with a winning record in three-consecutive seasons had not been accomplished by a Rams team since 1999-2001, and it was only the third time since 1980 the franchise accomplished the feat. Additionally, McVay became the first head coach since 2016 to have a winning record in each of their first three seasons as a head coach. He became the fourth Rams head coach to have a winning record in three-consecutive seasons.

In his third year working with QB Jared Goff, McVay helped the fourth-year passer throw for over 4,000 passing yards for the second-consecutive season, becoming the first quarterback in franchise history to do so. Goff also climbed up the Rams' passing leader board, closing out the season sixth on L.A.'s all-time passing leader board.

Under McVay's guidance, the Rams had multiple wide receivers finish the season with over 1,000 receiving yards. WR Robert Woods posted his second-consecutive season with over 1,000 receiving yards, ending the season with 1,134. WR Cooper Kupp posted his first season with over 1,000 receiving yards, totaling a team-best 1,161. 2019 was the first time since 1999-2002 the Rams had consecutive seasons with multiple receivers recording over 1,000 yards.

McVay also helped orchestrate an offensive line that lost two starters during the season. Despite changes in personnel and position, L.A.'s offensive front managed to post six games without allowing a sack, good for a single-season franchise record.

L.A.'s defense added a pair of veterans ahead of the 2019 season, welcoming S Eric Weddle and LB Clay Matthews to the defensive unit. The defense received a boost when L.A. acquired Pro Bowl CB Jalen Ramsey via trade in Week 7. The defense went on to finish with the fourth-most sacks in the league (50.0) and was ranked 13th overall.

In McVay's second season guiding the Rams, the 32-year-old leader turned in one of the best seasons in franchise history. The Rams posted a 13-3 record, which tied for the second-best record in franchise history, won a pair of playoff games and advanced to the Rams fourth Super Bowl appearance days after his 33rd birthday, becoming the youngest NFL head coach to ever help his team to a Super Bowl.

The 2018 Los Angeles Rams built on the successful foundation McVay and company laid in their first season in 2017. With the guidance of McVay, the Rams' passing attack finished among the top-10 in passing yards per attempt (8.33, 4th), passing yards per game (295.6, 5th) and touchdowns (32, tied for 8th). Third-year QB Jared Goff set career-bests across the stat sheet, amassing 4,688 passing yards, the second-best single-season output in Rams history.

In the run game, RB Todd Gurley II followed up an MVP caliber 2017 season with an equally impressive 2018 campaign in which he led the NFL in touchdowns (21) and points scored amongst non-kickers (132) for the second-consecutive year. His 17 rushing touchdowns were a career-high and the second-most single season rushing scores in Rams history.

The Rams are the league's top-scoring team (1,005) since the start of the 2017 season and are the only team in the NFL to have scored over 1,000 points in the two-year span.

L.A. added star power to its defensive unit following the 2017 season. The Rams played stout defensive football down the stretch, securing a first-round bye in the 2018 playoffs. The Rams held the Patriots offensive attack to only 13 points in Super Bowl LIII. The defense was led by DT Aaron Donald, who posted a franchise-best 20.5 sacks, the most ever by a defensive tackle. Donald recorded 183.5 sack yards, the most ever by a defender in a single season. As a unit, the Rams ranked sixth with 1.6 takeaways per game.

The Rams special teams unit continued to flourish during the 2018 season, highlighted by LB Cory Littleton earning his first-career Pro Bowl nod. Littleton blocked a pair of punts during the 2018 season. K Greg Zuerlein converted on a 57-yard game winning field goal in overtime of the NFC Championship game to send the Rams to the Super Bowl. The 57-yarder marked the longest game-winning kick in playoff history.

In his first season guiding the Rams, McVay completed one of the greatest offensive turnarounds in NFL history. He helped the Rams move from the 32nd-ranked scoring offense in 2016 to the league's top-scoring team in 2017, marking the first time in league history a team has gone from last to first in scoring. The first-year head coach led the Rams to an 11-5 record and their first NFC West title since the 2003 season, earning the team's first playoff berth since 2004.

Following his first season in L.A., McVay was named The Associated Press Coach of the Year, becoming the youngest head coach to ever win the award. RB Todd Gurley II brought home Offensive Player of the Year honors, while DT Aaron Donald was named the Defensive Player of the Year, marking the first time in the 45 year history of the awards there was a sweep of three of the league's top awards. The Rams placed eight players in the 2018 Pro Bowl, the most in a single season by the franchise since the 1999 campaign.

Under McVay's guidance in 2017, second-year QB Jared Goff flourished, earning his first Pro Bowl appearance. Goff completed 296-of-477 (62.1 percent) of his passes for 3,804 yards with 28 touchdowns and seven interceptions posting a 100.5 QB rating on the season. Gurley led the league in scrimmage yards finishing the year with 2,093 yards, including 1,305 rushing yards and 788 receiving yards. Additionally, Gurley was the league's highest scoring non-kicker posting 19 total touchdowns on the season.

The Rams' defense posted the fourth-most sacks (48.0), tied for sixth in interceptions (18) and finished the 2017 campaign fifth in total takeaways with 28 on the season. The 28 takeaways directly resulted in 126 points for L.A., the second-best total in the NFL.

In his first season as head coach, the Rams special teams unit played an integral part in the team's success and was rewarded with a total of four special teamers being named to the Pro Bowl. The L.A. special teams unit was a top-10 finisher in 18 of the 22 statistical categories in the 2017 special-teams rankings.

Before joining the Rams, McVay completed his third season as the Redskins' offensive coordinator in 2016 after initially being promoted to the position on January 15, 2014. Prior to his promotion during the 2014 offseason, McVay spent three seasons as the team's tight ends coach (2011-13) and one as an offensive assistant (2010).

The 2016 Redskins' offensive unit broke many franchise records and ranked in the top-three in a number of statistical categories. The Washington offense became the first unit in franchise history to average over 400 yards per game (403.4) and notched a franchise record 6,545 total net yards.

Quarterback Kirk Cousins finished the year with single-season team records in completions (406) and passing yards (4,917) and matched his team record for 300-yard passing games (seven). His 4,917 passing yards ranked third in the NFL in 2016 and are the 15th-most in a season in NFL history. Cousins closed out the season ranked second in the NFL in passing yards per game (297.4), passing yards per play (7.84) and yards per play (6.4), in addition to being the league's third ranked offensive team, averaging 403.4 yards per game.

From 2015-16, Cousins threw for 9,083 yards, the fourth highest output by a quarterback trailing only Drew Brees (10,078), Matt Ryan (9,535) and Philip Rivers (9,178).

The Redskins offense had eight players finish the season with at least 500 yards from scrimmage (DeSean Jackson, Pierre Garcon, Jamison Crowder, Rob Kelley, Chris Thompson, Jordan Reed, Vernon Davis and Matt Jones), tying the 2011 New Orleans Saints for the most in a single season in NFL history.

McVay's group posted a breakout campaign in his second year as offensive coordinator in 2015, including record-setting performances by quarterback Kirk Cousins and tight end Jordan Reed. McVay's scheme and tutelage helped Cousins break Redskins records for attempts (543), completions (379), passing yards (4,166) and 300-yard passing games (seven) in a single season. Reed has been a direct beneficiary of McVay's work, spending 2013 as a member of his unit during McVay's time as tight ends coach and being a focal point of the offense in 2015, as Reed recorded 87 receptions for 952 yards (both team records for a tight end) with 11 receiving touchdowns (one shy of the team record) in 2015.

Collectively, McVay's 2015 offense recorded Top 10 rankings in third down percentage (43.5, fifth in the NFL), red zone scoring percentage (61.2, eighth), yards per play (5.6, 10th) and points per game (24.3, 10th). The Redskins also led the NFL with a team-record 69.5 completion percentage in 2015, leading the league in the category for the 11th time in team history and the first time since 1970.

In his first season as offensive coordinator in 2014, McVay helped the offense to a Top 10 league ranking in yards per play (5.7) despite starting three different quarterbacks. His work with the three passers was instrumental in setting a team record for completion percentage (66.5 percent, later broken in 2015) and helping facilitate the explosive debut season of wide receiver DeSean Jackson. Jackson averaged a league-best 20.9 yards per reception and became only the fourth player in team history to lead the NFL in that category.

In 2013, McVay played a crucial role in Reed's development, as the then-rookie compiled 45 receptions for 499 yards – both Redskins' single-season rookie tight end records – despite Reed playing in only nine games. Under McVay's tutelage, Reed joined Chris Cooley (2004) as the only Redskins tight ends named to the PFWA All-Rookie Team. In addition, McVay helped tight end Logan Paulsen from an undrafted free agent into a 30-game starter from 2010-13, with Paulsen increasing his reception total each season.

During Washington's NFC East championship season in 2012, McVay's unit was productive despite losing starting tight end Fred Davis to a torn Achilles tendon in Week 7. Davis had led the team in both receptions (24) and receiving yards (325) through seven games before being placed on the reserve/injured list.

In 2011, McVay played an integral role in Davis' emergence, as the then fourth-year tight end surpassed his previous career highs despite playing in only 12 games. Davis caught 59 passes for 796 yards, the second-highest total on the team in both categories. Before missing the final four games of the season, Davis was on pace to set a franchise record in receiving yards by a tight end and was on pace to post the first 1,000-yard receiving season by a tight end in Redskins' history.

McVay served as an offensive assistant to the Redskins in 2010 in addition to working with the tight ends during the final four weeks of the season following coach Jon Embree's departure. The Redskins offense ranked eighth in the NFL in passing yards per game (244.6) and tight end Chris Cooley ranked second among NFL tight ends in receptions (77) and third in receiving yards (849). The offensive unit also set a franchise record for completions in a season (349), and registered a touchdown pass in 15 consecutive games for the first time in team history.

McVay joined the Redskins prior to the 2010 season after an undefeated regular season with the Florida Tuskers of the United Football League (UFL). The Tuskers finished a perfect 6-0 before losing in the UFL's inaugural championship game. McVay originally entered the National Football League as an offensive assistant with the Tampa Bay Buccaneers in 2008.

During his time in Tampa Bay, McVay worked closely with wide receiver Antonio Bryant, who recorded career highs in receptions (83), receiving yards (1,248), and touchdowns (seven), en route to winning The Sporting News Comeback Player of the Year Award.

Following his second season as an NFL head coach, McVay ranked 17th on Fortune Magazine's World's Greatest Leaders Top-50 List. McVay is joined on the list by the likes of Bill Gates and Jacinda Ardern, the Prime Minister of New Zealand. The complete rankings are found in the May 2019 issue of Fortune.

McVay graduated from Miami University (Ohio) where he played wide receiver from 2004-07, earning Miami's Scholar-Athlete Award in 2007. His grandfather, John, served in various roles – including vice president/director of football operations from 1983-94 – for the San Francisco 49ers from 1979-95, overseeing five Super Bowl championship squads and earning induction into the 49ers Hall of Fame in 2013.

# Sean McVay, at a Glance

| | | | |
|---|---|---|---|
| **2017-** | **Los Angeles Rams**<br>Head Coach | **2010** | **Washington Redskins**<br>Offensive Assistant |
| **2014-16** | **Washington Redskins**<br>Offensive Coordinator | **2009** | **Florida Tuskers**<br>Tight Ends |
| **2011-13** | **Washington Redskins**<br>Tight Ends | **2008** | **Tampa Bay Buccaneers**<br>Coaching Assistant |



## Defensive Coordinator

# Brandon Staley

**College: Dayton**
**NFL Coaching Year: 4**
**Rams Coaching Year: 1**

Brandon Staley enters his first season as the defensive coordinator for the Los Angeles Rams. He was hired by the team on Jan. 16, 2020.

Staley joins the Rams after spending the 2019 season as the outside linebackers coach for the Denver Broncos.

In 2019, the Broncos ranked first in the NFL in red zone scoring defense, allowing a touchdown on only 18-of-46 opponent trips (39.1 percent) into the red zone. Denver's opponents scored only nine rushing touchdowns in 2019, tied for the fifth-fewest in that category.

Additionally, the Broncos defensive unit finished ninth in opponent passing completion percentage (64.8 percent) and 10th in scoring defense, allowing 19.8 points per game.

In Denver, Staley worked closely with Broncos OLB Von Miller, who was selected as a starter to the 2020 Pro Bowl following a 8.0-sack, 46-tackle season that also included 10 tackles for loss and 20 quarterback hits.

Staley joined Denver's staff after working under Broncos Head Coach Vic Fangio in Chicago during the 2017 and 2018 seasons.

Staley held the same role in Chicago, where he was influential in the success of OLB Khalil Mack during the 2018 season.

Over the course of his two seasons in Chicago, the Bears tied for second in the NFL in sacks (92.0) and had the third-most sacks by a linebacking corps (51.0) in the league. Chicago led the NFL in takeaways over that span (58) while also ranking in the top-six in the league in scoring defense (17.7 points per game, fourth), total yards (299.7 yards per game, sixth) and rushing defense (80.0 rushing yards per game, second).

In 2018, Staley helped coach a Bears defense that ranked among the NFL's best in numerous categories, including scoring defense (17.7 points per game, first), takeaways (36, first) total defense (299.7 yards per game, third), sacks (51.0, third) and third-down defense (34.2 percent, fourth). He coached Mack, an Associated Press First-Team All-Pro, who joined Texans DE J.J. Watt as the only players in the NFL with at least 12.5 sacks, six forced fumbles and four pass breakups.

Only Watt and Rams DT Aaron Donald had more quarterback hurries than Mack (27) during Staley's only season coaching the perennial Pro Bowl OLB.

Prior to his arrival in Chicago, Staley spent three seasons (2013, 2015-16) as the defensive coordinator/secondary coach with John Carroll University. In 2016, he helped John Carroll finish third in the nation in total defense (218.0 yards per game), fourth in scoring defense (12.6 points per game) and seventh in passing defense (139.7 yards per game) while earning National Coordinator of the Year honors in Division III. He was named Co-Assistant Coach of the Year in the Ohio Athletic Conference in 2013 when John Carroll ranked third nationally in pass defense efficiency.

Staley spent 2014 as the defensive coordinator/linebackers coach at James Madison, where the defense ranked 11th in the nation in takeaways (28) and 13th in sacks per game (2.9) under his guidance. Before his first stint at John Carroll, he spent the 2012 season at Tennessee as a graduate assistant.

Staley served as the associate head coach/defensive coordinator for two seasons (2010-11) at Hutchinson C.C., helping three players develop into NFL Draft picks: WR Cordarrelle Patterson (No. 29 overall), DE Markus Golden (No. 58 overall) and LB De'Vondre Campbell (No. 115 overall).

The Ohio native began his coaching career as a graduate assistant at North Illinois (2006-08) before working with defensive linemen and special teams at Division III St. Thomas in 2009.

A two-year starter at quarterback and team captain for the University of Dayton, Staley posted a 16-5 record for the Flyers from 2003-04. He completed his fifth collegiate season at Mercyhurst University with his twin brother, Jason.

Staley, a native of Perry, Ohio, was born on Dec. 10, 1982. Staley and his wife, Amy, have three sons, Colin, Will and Grant.

## Brandon Staley, at a Glance

| | | |
|---|---|---|
| **2020** | **Los Angeles Rams** | Defensive Coordinator |
| **2019** | **Denver Broncos** | Outside Linebackers Coach |
| **2017-18** | **Chicago Bears** | Outside Linebackers Coach |
| **2015-16** | **John Carroll Blue Streaks** | Defensive Coordinator/Secondary Coach |
| **2014** | **James Madison Dukes** | Defensive Coordinator/Linebackers Coach |
| **2013** | **John Carroll Blue Streaks** | Defensive Coordinator/Secondary Coach |
| **2012** | **Tennessee Volunteers** | Graduate Assistant |
| **2010-11** | **Hutchinson C.C. Blue Dragons** | Associate Head Coach/Defensive Coordinator |
| **2009** | **St. Thomas Tommies** | Defensive Linemen/Special Teams Coach |
| **2006-08** | **Northern Illinois Huskies** | Graduate Assistant |



## Offensive Coordinator

# Kevin O'Connell

**College: San Diego State**
**NFL Coaching Year: 6**
**Rams Coaching Year: 1**

Kevin O'Connell enters his first year as offensive coordinator for the Los Angeles Rams after being hired by the team on Jan. 16, 2020.

O'Connell joins the Rams after spending three seasons with the Washington Redskins, most recently serving as Washington's offensive coordinator in 2019. He previously was the team's passing game coordinator in 2018 and quarterbacks coach in 2017.

In 2019, O'Connell spent time developing rookie QB Dwayne Haskins, who was named the team's starter ahead of a Week 11 contest against the New York Jets. In Haskins' six games after being named the starter, he threw for 1,081 yards and seven touchdown passes. His passing output from Weeks 11-17 was second only to Cardinals QB Kyler Murray, who attempted 23 more passing attempts than Haskins in that time frame.

The 2018 season saw O'Connell work with five different quarterbacks while serving as Washington's passing game coordinator. O'Connell was instrumental in preparing the four quarterbacks who started a game in 2018, which was the most in franchise history in the Super Bowl era.

O'Connell worked closely with QB Alex Smith in the beginning of the 2018 season before Smith suffered a season-ending injury. Through nine games, Smith totaled 2,180 passing yards, 10 touchdowns and led Washington to a 6-3 record before missing the rest of the season. O'Connell helped implement elements of the run-pass option at the beginning of the 2018 season. Through Week 11 of the 2018 season, Smith ranked tenth among quarterbacks in rushing yards. He also ranked fourth in interception percentage, throwing just five interceptions out of 328 attempts.

The Carlsbad, Calif. native spent the remainder of the 2018 season working with three different starting quarterbacks. The stretch included using the run-pass option offense with QB Josh Johnson, who ended the season with 590 passing yards and 120 rushing yards on 23 attempts.

In his first season in Washington in 2017, O'Connell helped QB Kirk Cousins complete 347-of-540 passes for 4,093 yards with 27 touchdowns. Cousins completed just the fifth 4,000-yard passing season in team history. He also became the first player in team history and the 11th player in NFL history to record a streak of at least three consecutive 4,000-yard passing seasons, joining a list that includes Hall of Famers, Peyton Manning, Dan Fouts and Dan Marino.

O'Connell joined Washington after spending the 2016 season overseeing special projects for the San Francisco 49ers. In 2015, O'Connell served as the quarterbacks coach for the Cleveland Browns, working closely with QB Josh McCown. Under O'Connell's guidance, McCown became the first player in Browns franchise history to throw for 300-or-more yards in three consecutive games. While working with O'Connell, McCown also set a career high and Browns single-game record with 457 passing yards in a game at Baltimore.

O'Connell was a third-round pick (94th overall) by the New England Patriots in the 2008 NFL Draft. His playing career included stints with the Lions, Jets, Dolphins and Chargers over the course of a five-year career (2008-12).

A four-year team captain at San Diego State (2004-07), O'Connell appeared in 40 games and finished his collegiate career ranked third in school history in completions (664), fourth in passing yards (7,689) and fifth in passing touchdowns (46). He also finished his career holding school records for career rushing yards by a quarterback (1,312), career rushing touchdowns by a quarterback (19) and single-season rushing touchdowns by a quarterback (11). In 2007, O'Connell became the first player in school history to lead the team in both passing yards (3,063) and rushing yards (408) in the same season. He earned his bachelor's degree in political science from San Diego State in 2007.

Born in Knoxville, Tenn., O'Connell attended La Costa Canyon HS in Carlsbad, Calif. He and his wife, Leah, have two sons, Kaden and Kolten, and a daughter, Quinn.

## Kevin O'Connell, at a Glance

| | | | |
|---|---|---|---|
| **2020** | **Los Angeles Rams**<br>Offensive Coordinator | **2017** | **Washington Redskins**<br>Quarterbacks Coach |
| **2019** | **Washington Redskins**<br>Offensive Coordinator | **2016** | **San Francisco 49ers**<br>Special Projects |
| **2018** | **Washington Redskins**<br>Passing Game Coordinator | **2015** | **Cleveland Browns**<br>Quarterbacks Coach |



## Special Teams Coordinator

# John Bonamego

**College: Central Michigan**
**NFL Coaching Year: 18**
**Rams Coaching Year: 1**

John Bonamego enters his first season as the special teams coordinator for the Los Angeles Rams. He was hired by the team on Feb. 8, 2020.

Bonamego joins the Rams after spending the 2019 season with the Detroit Lions, his second stint as the team's special teams coordinator, previously serving in the same position from 2013-2014.

In 2019, the Lions special teams unit was led by PR/KR Jamal Agnew who was the only player in the NFL to record a kickoff and a punt return touchdown on the season. Detroit's special teams efforts held opponents to an average starting position at the 26.1 yard line, ranking fourth in the category.

P Sam Martin enjoyed a strong season in 2019 under the guidance of Bonamego. He finished sixth in the NFL with 31 punts downed inside opponents' 20-yard line. As a unit, the punt team limited opponents to only 130 return yards on the season - the fourth fewest yards allowed - while opponents averaged 4.5 yards per punt return.

Bonamego previously served as the head coach at Central Michigan University for four seasons (2015-18). He led the Chippewas to a share of the Mid-American Conference West Division title in 2015 and helped CMU to bowl appearances in each of his first three seasons.

In his time at CMU, Bonamego coached a host of players who went on to play in the National Football League including TE Tyler Conklin, CB Xavier Crawford, CB/S Kavon Frazier, DE Joe Ostman, QB Cooper Rush and CB Sean Bunting.

Before being named the head coach at Central Michigan, Bonamego worked as the Lions special teams coordinator for two seasons (2013-14). In his first coaching stint in Detroit, Bonamego brought a polished approach to Detroit's kicking, punting and coverage units, which included the emergence of fifth-round draft selection P Sam Martin as one of the best young punters in the NFL.

With the Jaguars in 2012, Bonamego oversaw P Bryan Anger as a rookie. Anger finished his first professional season with 91 punts for 4,353 yards, a 47.8 average, 31 punts downed inside opponents' 20-yard line and only five touchbacks.

During the 2011 season, Bonamego was the assistant special teams coach for the New Orleans Saints. From 2008-10, Bonamego served as the special teams coordinator for the Miami Dolphins, where he developed young specialists including K Dan Carpenter, P Brandon Fields and KR Ted Ginn Jr. Bonamego guided Carpenter's development after he signed with the Dolphins as an undrafted rookie in 2008. During his first two seasons, he made 46-of-53 field goal attempts (86.8 pct.). As a rookie, he established a new Dolphins rookie record with 11-straight made field goals. He was selected to the 2009 Pro Bowl after making 25-of-28 attempts.

In 2009, Bonamego's special teams unit featured Fields setting a franchise record for net punting average (39.9) and Ginn, Jr. becoming the first player in NFL history to record two kickoff return touchdowns of 100 yards or more in the same game (at NYJ, Nov. 1, 2009). Ginn, Jr. also was the first NFL player in 42 years to have two returns for touchdowns in the same quarter while also recording 299 return yards, the second-most single-game kickoff return yardage total in NFL history. That season, the Dolphins' 2009 special teams units were ranked 10th in the NFL by universally respected Dallas Morning News special teams rankings.

Prior to his time in Miami, Bonamego was the New Orleans Saints special teams coordinator from 2006-07. In 2006, his units played a critical role in the team's 10-6 record, as they claimed the NFC South title and appeared in the NFC Championship game. Under Bonamego, in the team's first game back in the Superdome since Hurricane Katrina, Saints S Steve Gleason blocked a punt into the end zone, where CB Curtis DeLoatch recovered it for a touchdown. The Saints went on to win the contest 23-3.

During the 2006 season, rookie RB Reggie Bush scored his first touchdown as a professional on Bonamego's punt return team. Bush scored a 65-yard punt return that ultimately allowed the New Orleans Saints to defeat the Tampa Bay Buccaneers 24-21.

Bonamego's coaching history includes a three-year stint as the special teams coordinator for Green Bay from 2003-05. In 2005, the Packers registered the league's longest punt return for a touchdown (85 yards vs. Chi). In 2004, Green Bay finished as one of only four teams in the NFL that did not surrender a return touchdown or have a kick blocked. The Packers allowed only 20.2 yards on kickoff returns and ranked sixth in field goal percentage (85.7). The club had four game-winning field goals in 2004, the most by the team since the 1970 merger. During his first season in Green Bay (2003), Bonamego's special teams units ranked fourth in field goal percentage, fifth in kick return average and did not allow a blocked punt or field goal. The Packers blocked a field goal and a punt in the same season for the first time since 1997 and won the NFC North title.

Bonamego's first stint in the NFL was from 1999-2002 with the Jacksonville Jaguars. For the first three seasons, Bonamego worked as the assistant special teams coach under legendary NFL special teams coach Frank Gansz and was promoted to special teams coordinator in 2002. In his first season as special teams coordinator, the Jaguars were ranked third by The Dallas Morning News. The unit blocked four kicks (two field goals, two punts) and led the AFC in kick coverage (19.5-yard avg.). The Jaguars also led the AFC in gross and net punting average and were one of only two NFL teams that did not allow a return touchdown or a blocked kick. P Chris Hanson was selected to the AFC Pro Bowl squad in 2002.

Before entering the NFL, Bonamego worked 11 years on the

college level, including six years at Army (1993-98) and at Lehigh in 1992. From 1988-91, Bonamego was an assistant coach at Maine. While serving as an assistant coach, he earned a master's degree in physical education in 1992.

In 1987, Bonamego served as the head junior varsity coach at Mt. Pleasant (Mich.) High School, and in that same year he spent time in Europe as a player-coach with the Verona (Italy) Redskins. Bonamego was born in Waynesboro, Pa., and graduated from Paw Paw (Mich.) High School before moving on to Central Michigan University, where he played wide receiver and quarterback. Bonamego's father served in the U.S. Army and his mother was a Red Cross station manager.

As the son of an Army vet, Bonamego has lived in Georgia, Texas, Kansas, Africa, Italy and Germany. In 1987, he earned a degree in health fitness from CMU. In 2009, Bonamego gave the graduation commencement speech and received an honorary doctorate degree from Central Michigan. He and his wife, Paulette, have three children – Javier, Giovanni and Bellina.

# John Bonamego, at a Glance

| | | |
|---|---|---|
| **2020-** | **Los Angeles Rams** | Special Teams Coordinator |
| **2019** | **Detroit Lions** | Special Teams Coordinator |
| **2015-18** | **Central Michigan Chippewas** | Head Coach |
| **2013-14** | **Detroit Lions** | Special Teams Coordinator |
| **2012** | **Jacksonville Jaguars** | Special Teams Coordinator |
| **2011** | **New Orleans Saints** | Assistant Special Teams |
| **2008-10** | **Miami Dolphins** | Special Teams Coordinator |
| **2006-07** | **New Orleans Saints** | Special Teams Coordinator |
| **2003-05** | **Green Bay Packers** | Special Teams Coordinator |
| **2002** | **Jacksonville Jaguars** | Special Teams Coordinator |
| **1999-2001** | **Jacksonville Jaguars** | Assistant Special Teams |
| **1993-98** | **Army Black Knights** | Assistant Coach |
| **1992** | **Lehigh Mountain Hawks** | Assistant Coach |
| **1988-91** | **Maine Black Bears** | Assistant Coach |
| **1987** | **Mount Pleasant High School (Mich.)** | Co-Head Coach |



## Assistant Head Coach/ Linebackers

# Joe Barry

**College: Southern California**
**NFL Coaching Year: 19**
**Rams Coaching Year: 4**

Joe Barry enters his fourth season as the Rams' assistant head coach/linebackers in 2020.

The 2019 season saw the continued growth of LB Cory Littleton, who was in his second season as the on-field communicator for the Rams defensive unit. Littleton recorded a career-high 134 tackles, while also posting 3.5 sacks, two forced fumbles, nine passes defensed and a pair of interceptions. Littleton's tackle output was good for the most on L.A.'s roster and the eighth-most in the league.

Under the guidance of Barry, undrafted rookie LB Troy Reeder tallied 13 tackles in L.A.'s Week 5 game against Seattle. The total was the second-most of any rookie in a single game during the 2019 season. Reeder's 13 tackles were the third-most by an undrafted rookie in their first start since the 2000 season.

Taking over the on-field communication for Barry's unit in 2018, Littleton put together a career year with a team-leading 125 tackles, 4.0 sacks, three interceptions and 13 passes defensed, the most by any linebacker in the NFL a season ago. A core special teamer, Littleton's defensive production didn't hinder him from his special teams' roles, as Littleton earned his first-career Pro Bowl accolades as a special teamer.

In his first season with the Rams, Barry oversaw a linebacking corps that saw Alec Ogletree (128) and Mark Barron (108) each post over 100 tackles. Ogletree led the Rams in tackles for the fourth time in the previous five seasons. Barron's three interceptions were tied for the most on the team in 2017 and were tied for the most in the NFL amongst linebackers.

Under Barry's leadership, OLBs Connor Barwin and Samson Ebukam each were able to carve out a role in the Rams' defense in their first season with the organization, combining for 7.0 sacks between the pair.

Prior to joining the Rams, Barry spent the previous two seasons as the Washington Redskins' defensive coordinator. In 2016, Barry's defense had two players finish in the top-10 in the NFC in sacks, including LB Ryan Kerrigan, whose 11.0 sacks ranked eighth in the NFL. His first season in Washington saw Barry's defense record 26 takeaways in the final 14 weeks of the regular season, ranking in a tie for third in the NFL.

Before joining Washington in 2015, Barry spent three seasons as the linebackers coach for the San Diego Chargers. In his first season with the Chargers in 2012, Barry's linebackers were part of a unit that tied for sixth in the AFC in sacks.

Prior to his time in San Diego, Barry returned to his alma mater for his second stint at USC. For two seasons from 2010-11, Barry was the linebackers coach for the Trojans. Barry helped tutor LB Malcolm Smith, who went on to be named MVP of Super Bowl XLVIII. Additionally, following the 2012 season, Barry saw another one of his USC linebackers – Nick Perry – become a first-round draft pick by the Packers.

Barry came to USC after one season as the linebackers coach of the Buccaneers in 2009, his second stint in Tampa Bay.

From 2007-08, Barry was the defensive coordinator for the Detroit Lions. In 2007, the Lions' defense ranked third in the NFL in takeaways. Additionally in 2007, LBs Ernie Sims and Paris Lenon led the Detroit defense in tackles, each recording more than 115 on the season.

In 2001, Barry began his first stop with the Tampa Bay Buccaneers as the club's linebackers coach through 2006. In his six seasons with the Buccaneers, Barry's linebackers helped the defense to allow the fewest passing yards per game, and rank second in fewest yards allowed per game and second-fewest points allowed per game. Barry helped Tampa Bay linebackers earn seven Pro Bowl berths in his six seasons.

Barry's second season in Tampa Bay saw his linebacker unit help the club to its first Super Bowl in franchise history as well as LB Derrick Brooks being named the NFL's Defensive Player of the Year.

In 2000, Barry got his start in the NFL as defensive quality control coach for the San Francisco 49ers. Prior to his NFL coaching career, Barry was on the defensive coaching staff at UNLV (1999) and Northern Arizona (1996-98).

Barry began his coaching career at his alma mater, USC, serving as the Trojans' graduate assistant/defensive line coach for the 1995 season. Following that season, DE Israel Ifeanyi was a second-round draft pick.

Barry was a linebacker at Michigan for two seasons, before transferring to USC for his final three seasons from 1991-93.

Barry and his wife, Chris, are the parents of four children – daughters, Camryn and Lauren and sons, Nick and Sam. Camryn is a member of the Penn State swimming team.

# Joe Barry, at a Glance

| | |
|---|---|
| **2017-** | **Los Angeles Rams**<br>Assistant Head Coach/Linebackers |
| **2015-16** | **Washington Redskins**<br>Defensive Coordinator |
| **2012-14** | **San Diego Chargers**<br>Linebackers |
| **2010-11** | **Southern California Trojans**<br>Linebackers |
| **2009** | **Tampa Bay Buccaneers**<br>Linebackers |
| **2007-08** | **Detroit Lions**<br>Defensive Coordinator |
| **2001-06** | **Tampa Bay Buccaneers**<br>Linebackers |
| **2000** | **San Francisco 49ers**<br>Defensive Quality Control |
| **1999** | **UNLV Rebels**<br>Linebackers |
| **1996-98** | **Northern Arizona Lumberjacks**<br>Linebackers/Defensive Ends |
| **1995** | **Southern California Trojans**<br>Graduate Assistant/Defensive Line |



## Assistant Defensive Line

# Thad Bogardus

**College: Elon**
**NFL Coaching Year: 7**
**Rams Coaching Year: 4**

Thad Bogardus enters his seventh year working in professional sports and his fourth with the Los Angeles Rams.

In 2019, Bogardus' first seasons as assistant defensive line/ defensive quality control coach, the defensive front powered its way to 50.0 sacks, the fourth-highest total in the league. The unit also featured a stellar season from DT Aaron Donald, who recorded double-digit sacks for the third-consecutive season and earned Pro Bowl and First-Team All-Pro honors.

During the 2017 and 2018 seasons, Bogardus primarily worked with the defensive line. DT Aaron Donald twice led L.A. in sacks, including an NFL-best 20.5 sacks in 2018. Donald also became the first Ram to be named The Associated Press Defensive Player of the Year and only one-of-three players in history to win the award in consecutive seasons.

Bogardus came to Los Angeles previously serving as a defensive coaching assistant with the Denver Broncos for the 2016 season. Prior to assuming the position, Bogardus served as a coaching intern for the Super Bowl-winning Denver Broncos during the 2015 season.

In addition, Bogardus worked on the Buffalo Bills coaching staff as a defensive quality control coach in 2014.

At Ball State University, Bogardus spent 2011-12 as a football operations graduate assistant, and served as the defensive graduate assistant from 2012-14 while earning his MBA.

A native of Redding, Conn., Bogardus earned a degree in finance from Elon University in 2011. He is married to Lauren Bogardus, together they have a daughter, Erika.

## Thad Bogardus, at a Glance

| | |
|---|---|
| **2019-** | **Los Angeles Rams**<br>Assistant Defensive Line |
| **2017-18** | **Los Angeles Rams**<br>Defensive Quality Control |
| **2016** | **Denver Broncos**<br>Defensive Coaching Assistant |
| **2015** | **Denver Broncos**<br>Coaching Intern |
| **2014** | **Buffalo Bills**<br>Defensive Quality Control |
| **2012-13** | **Ball State University Cardinals**<br>Defensive Assistant |
| **2011-12** | **Ball State University Cardinals**<br>Graduate Assistant for Football Operations/ Recruiting |



Running Backs

# Thomas Brown

**College: Georgia**
**NFL Coaching Year: 1**
**Rams Coaching Year: 1**

Thomas Brown joins the Rams as the running backs coach, coming to the NFL after nine seasons in the collegiate ranks.

Most recently, Brown served as the running backs' coach at South Carolina during the 2019 season. Brown oversaw a balanced rushing attack, which included two running backs with over 500 yards on the year.

Before joining South Carolina, Brown spent three seasons as the Miami Hurricanes' offensive coordinator and running backs coach. In 2018, the Canes rushed for 2,489 yards, an average of 5.2 yards per carry while scoring 25 rushing touchdowns.

In 2017, Miami RB Travis Horner earned second-team All-ACC recognition despite taking over as the starting running back five games into the season. The 2016 season saw All-ACC back Mark Walton become the 11th running back in program history to rush for over 1,000 yards.

Brown spent the 2015 season at Georgia, coaching a running backs group that featured future pro Sony Michel. As a unit, Georgia rushed for 2,513 yards on the year, including 194.3 yards per game.

Prior to his stint in Athens, Brown spent the 2014 season at Wisconsin, coaching Heisman Trophy runner-up Melvin Gordon. Under Brown's leadership, Gordon posted the second-best season by a running back with 2,587 rushing yards and 32 total touchdowns. Gordon combined with RB Corey Clement to run for 3,536 yards on the year, breaking the single-season FBS record for rushing yards by teammates.

Wisconsin's 6.91 yards per rushing attempt average in the 2014 season was the fourth-best mark in FBS history.

Before going to Wisconsin, Brown was a running backs coach at Marshall in 2013 and at UT Chattanooga in 2012. He spent the 2011 season as an assistant strength and conditioning coach at Georgia.

As a pro, Brown was selected in the sixth round (No. 172 overall) of the 2008 NFL Draft by the Atlanta Falcons and spent the 2009 season with the Cleveland Browns before retiring to pursue coaching opportunities.

Brown played collegiately at Georgia, helping the Bulldogs to the 2005 SEC championship. He finished his career as the fifth-leading rusher in Georgia history with 2,646 career yards and led the team in rushing in the 2005 and 2006 seasons. Brown scored 25 touchdowns in his collegiate career.

Brown attended Tucker High School and is a Tucker, Ga. native. He earned his bachelor's degree in speech communications from Georgia.

He and his wife, Jessica, have three children: Orlando, Tyson and Judah.

## Thomas Brown, at a Glance

| | | | |
|---|---|---|---|
| **2020** | **Los Angeles Rams**<br>Running Backs | **2014** | **Wisconsin Badgers**<br>Running Backs |
| **2019** | **South Carolina Gamecocks**<br>Running Backs | **2013** | **Marshall Herd**<br>Running Backs |
| **2016-18** | **Miami Hurricanes**<br>Offensive Coordinator/Running Backs | **2012** | **UT Chattanooga Mocs**<br>Running Backs |
| **2015** | **Georgia Bulldogs**<br>Running Backs | **2012** | **Georgia Bulldogs**<br>Assistant Strength and Conditioning |



## Assistant Quarterbacks

# Liam Coen

**College: UMass**
**NFL Coaching Year: 3**
**Rams Coaching Year: 3**

Liam Coen enters his third season with the Los Angeles Rams, his first as assistant quarterbacks coach after spending the previous two seasons as assistant wide receivers coach after being named to the position in February 2018.

In 2019, Coen helped L.A.'s receiving unit produce two receivers with over 1,000 receiving yards for the second-consecutive season, a feat that had not been accomplished since a streak of four seasons from 1999-2002. WR Robert Woods posted his second-consecutive 1,000-yard season, finishing with 1,134. WR Cooper Kupp tallied his first 1,000-yard season, leading the team with 1,161 receiving yards.

With the help of Coen, who coached in the Super Bowl his first year in the league, the Rams quickly acclimated 2018 offseason acquisition Brandin Cooks into the league's No. 3 scoring offense. Last season, Cooks (1,204) and fellow WR Robert Woods (1,219) posted career-highs in receiving yards while becoming the first Rams receiving duo to surpass 1,000 yards each since Torry Holt and Isaac Bruce in 2006.

Coen spent the 2016-17 seasons serving as the offensive coordinator for the University of Maine.

Coen was the signal caller for Maine for two years under Joe Harasymiak and was instrumental in QB Dan Collin's emergence in 2016, as well as the growth of freshman QB Chris Ferguson in 2017.

Under Coen in 2017, the Black Bears had the fourth-best scoring offense in the Colonial Athletic Association (CAA), which was spearheaded by RB Josh Mack who led the FCS in rush yards. Mack rushed for 1,335 yards and nine touchdowns, averaging 5.5 yards per carry and 133.9 rushing yards per game during the 2017 campaign. As a unit, the Black Bears averaged 24.6 points and 388.4 total yards per game during the 2017 season, after putting up 22.3 points and 357.6 total yards per contest in 2016.

Prior to his time at Maine, Coen spent the 2014-15 season as the pass game coordinator and quarterbacks coach at the University of Massachusetts, where he mentored First-Team All Mid-American Conference QB Blake Frohnapfel.

He previously served as the quarterbacks coach at Brown University in 2010 and from 2012-13 and as the pass game coordinator and quarterbacks coach at the University of Rhode Island in 2011.

Coen earned his bachelor's degree in communications from UMass in 2008 and was a four-year starter at quarterback for the Minutemen and led UMass to the 2006 FCS National Championship game. In his playing career, Coen rewrote the school's record book, he currently holds nearly every major career passing record in UMass history.

## Liam Coen, at a Glance

| | | | |
|---|---|---|---|
| **2020-** | **Los Angeles Rams**<br>Assistant Quarterbacks | **2012-13** | **Brown University Bears**<br>Quarterbacks |
| **2018-19** | **Los Angeles Rams**<br>Assistant Wide Receivers | **2011** | **Rhode Island University Rams**<br>Quarterbacks |
| **2016-17** | **Maine Black Bears**<br>Offensive Coordinator | **2010** | **Brown University Bears**<br>Quarterbacks |
| **2014-15** | **Massachusetts Minutemen**<br>Pass Game Coordinator | | |



## Defensive Assistant/ Quality Control

# Jonathan Cooley

**College: John Carroll**
**NFL Coaching Year: 1**
**Rams Coaching Year: 1**

Jonathan Cooley is in his first season as the Rams defensive assistant/quality control coach, joining the organization after spending the 2019 season at the University of Akron, serving as the Zips' defensive backs coach.

Also in 2019, Cooley was selected by the NFL for the Bill Walsh Diversity Coaching Fellowship, spending part of the NFL offseason with the Rams.

Under the guidance of Cooley, Akron ranked second in the Mid-American Conference during the 2019 season, despite having only one returning starter in the secondary entering the season.

Cooley took over as secondary coach for Kent State in 2018.

He followed head coach Tom Arth to the University of Tennessee at Chattanooga for the 2017 season. Cooley served as the Mocs' defensive backs coach. The Mocs led the Southern Conference in total defense, allowing just 326.4 yards per game and 309.6 yards per contest in conference games. Chattanooga also led the SoCon in pass defense and ranked second in first downs allowed.

Prior to serving as defensive backs coach for the Mocs, Cooley was a defensive graduate assistant at Kentucky for two seasons (2015-16). The Wildcats finished tied for second in the SEC East and earned a bowl bid.

Before Kentucky, Cooley spent two seasons as secondary coach at his alma mater, John Carroll University. He helped the defense at JCU finish in the top five nationally in Division III both seasons.

Cooley's first coaching job came as a defensive backs coach and assistant special teams coordinator at Millikin University in 2011. He then coached safeties at Bluffton University in 2012 and served as the team's equipment manager.

Cooley played collegiately at John Carroll, where he was a four-year letter winner. The defensive back finished in the top 10 in his career in pass breakups for the Blue Streaks.

The Columbus, Ohio native earned his bachelor's degree from John Carroll in 2011. He then went on to earn an MBA and completed work towards a second master's degree in sports leadership at Kentucky.

## Jonathan Cooley, at a Glance

| | | | |
|---|---|---|---|
| **2020** | **Los Angeles Rams**<br>Defensive Assistant/Quality Control | **2015-16** | **Kentucky Wildcats**<br>Defensive Graduate Assistant |
| **2019** | **University of Akron Zips**<br>Defensive Backs | **2013-14** | **John Carroll Blue Streaks**<br>Secondary |
| **2018** | **Kent State Golden Flashes**<br>Secondary | **2012** | **Bluffton Beavers**<br>Safeties |
| **2017** | **UT Chattanooga Mocs**<br>Defensive Backs | **2011** | **Millkin Big Blue**<br>Defensive Backs/Assistant Special Teams |



## Assistant Offensive Line

# Andy Dickerson

**College: Tufts**
**NFL Coaching Year: 15**
**Rams Coaching Year: 9**

Andy Dickerson enters his ninth season as the Rams' assistant offensive line coach in 2020. He came to the Rams after serving in similar roles with the Cleveland Browns and New York Jets.

Dickerson was influential in the success of L.A.'s ever-changing offensive line in 2019, which was forced to make adjustments throughout the season due to injury. Despite losing two starters, the unit went on to not allow a sack in a franchise-best six games while also allowing the fewest sacks in the league (22).

With the assistance of Dickerson in 2018, the Rams' offensive line was amongst the best in the league and featured the same starting five for all 16 games and three postseason games during Los Angeles' run to Super Bowl LIII.

Third-year QB Jared Goff was provided the time to throw for career highs in yards (4,688), touchdowns (32) and passer rating (101.1) in L.A.'s No. 2 ranked offense. For the second consecutive season, the Rams' O-line also ranked in the top 10 for fewest sacks allowed.

In 2017, the offensive line paved the way for one of the biggest offensive turnarounds in NFL history, helping the team improve from the 32nd-ranked scoring offense in 2016 to the league's top-scoring team the following year.

During the 2017 campaign, the offensive line provided time for Goff to have a break-out campaign and allowed RB Todd Gurley II to lead the league in total touchdowns (19) and scrimmage yards (2,093) en route to earning AP Offensive Player of the Year accolades.

Dickerson helped coach an offensive line that protected QB Case Keenum, who set career-highs in attempts, completions, completion percentage, passing yards and passing touchdowns in 2016.

For the third-consecutive year, the Rams boasted one of the NFL's top rookie runners in 2015. The Rams' offensive line blocked for Offensive Rookie of the Year and rookie Pro Bowler Todd Gurley to rush for 1,106 yards, which placed him third in the NFL in rushing yards. The Rams finished seventh in the NFL in rushing offense and allowed the fewest sacks in the league (18).

With the help of the St. Louis offensive line, RB Tre Mason finished second among all rookies and led the Rams with 765 rushing yards in 2015. As a team, St. Louis averaged 102.2 rushing yards per game, giving them at least 100 yards per game in each of Dickerson's three seasons with the Rams.
In 2013, St. Louis averaged 21.8 points per game, the club's highest point total since 2006, and the team's offensive line had a great impact on the team's play. RB Zac Stacy rushed for 973 yards, third most by a rookie in team history. Over the last 11 games, only six NFL backs rushed for more yards than Stacy. In the passing game, the Rams allowed 36 sacks in 2014, the eighth lowest total in the NFL.

In his first season with the Rams, Dickerson helped guide an offensive line that allowed just 35 sacks after giving up 55 the previous year. St. Louis' offensive line was forced to deal with its share of adversity as nine different linemen started at least one game. The unit led the league in sacks allowed after seeing significant action from five rookies.

Dickerson spent the 2011 season with the Jets as a coaches' assistant. He first broke into coaching as a member of their staff from 2006-08, with coaches' assistant and defensive quality control responsibilities. He also spent two years with the Cleveland Browns, serving as assistant offensive line coach in 2010 and defensive quality control in 2009.

Before joining the Jets staff, Dickerson worked in the operations department of the New England Patriots, first as an intern in 2004 and then on a full-time basis the following year. He began his NFL career with the Washington Redskins as a training camp intern in 2003 before spending that season as a graduate assistant on the offensive staff at Tufts University.

Dickerson played collegiate football at Tufts from 1999-2002. He also performed in the shot put, discus and hammer throw on the school's track and field squad. Before that, he was a three-sport captain in football, wrestling, and track and field at Tower Hill School in his hometown of Wilmington, Del.

## Andy Dickerson, at a Glance

| | |
|---|---|
| **2012-** | **Los Angeles/St. Louis Rams**<br>Assistant Offensive Line |
| **2011** | **New York Jets**<br>Coaches' Assistant |
| **2010** | **Cleveland Browns**<br>Assistant Offensive Line |
| **2009** | **Cleveland Browns**<br>Defensive Quality Control |
| **2006-08** | **New York Jets**<br>Coaches' Assistant/Defensive Quality Control |
| **2004-05** | **New England Patriots**<br>Operations Intern/Assistant |
| **2003** | **Tufts University Jumbos**<br>Graduate Assistant |



## Safeties

# Ejiro Evero

**College: UC Davis**
**NFL Coaching Year: 13**
**Rams Coaching Year: 4**

Ejiro Evero (pronounced e-JEE-row EV-uh-row) is entering his fourth season with the Los Angeles Rams coaching safeties in 2020.

Evero helped integrate multiple new pieces in his position group in 2019, adding veteran S Eric Weddle and rookie S Taylor Rapp. The two finished second and third on the team, respectively, in tackles, while Rapp added a pair of interceptions and returned one for a touchdown in his rookie season.

Under Evero's guidance, second-year pro John Johnson III elevated his game to the next level in 2018, notching 119 tackles, 11 passes defensed and a team-leading four interceptions.

In 2017, Evero coached a safety group that helped contribute to the Rams defense ranking fifth in the NFL with 28 total takeaways. Under Evero's guidance, Lamarcus Joyner played his first professional season at the safety position, while Johnson thrived in a starting role in his first NFL season.

Before joining the Rams, Evero spent the 2016 season as the Green Bay Packers' defensive quality control coach after spending five years on the San Francisco 49ers' coaching staff.

While at Green Bay, Evero worked closely with defensive coordinator Dom Capers and was responsible for breaking down opponent game film and analyzing their offensive tendencies, playbook development, compiling team and player reports, and coordinating the opponent scout teams the starting defense will face at practice. In 2016, Evero was a part of a Green Bay team that finished the year on a six-game winning streak, earning them a playoff in the NFC Wild Card game. It marked the team's longest winning streak to end the season since a nine-game streak in 1941. Defensively, Evero helped contribute to the team's top-10 league rankings in interceptions (fourth, tied), sacks (sixth, tied) and rush defense (eighth).

After joining San Francisco as a quality control coach (2011), Evero spent two seasons as an offensive assistant (2012-13). During this span, Evero was part of an offensive rushing attack that ranked fourth in 2012 (155.7 ypg) and third in 2013 (137.6 ypg) in the NFL in rushing yards per game. In 2012, the offensive unit ranked fifth in touchdown/interception ratio (2.88) and fourth in passer rating (101.2). Evero capped off his time with San Francisco serving as defensive assistant (2014-15), where he spent time assisting the linebacker position. Evero helped direct a defensive unit that finished fifth in both total defense (321.4 ypg) and pass defense (220.7 ypg) and ranked first in interceptions (23) in 2014.

Prior to his time with San Francisco, he spent the 2010 season at the University of Redlands as the special teams coordinator and safeties coach.

Evero broke into the NFL in Tampa Bay, where he served as the defensive quality control coach for three seasons (2007-09). In his first year with the Buccaneers, Evero was part of a staff that helped the defense rank second in the NFL in total defense (278.4 ypg) and first in pass defense (170.5 ypg). In 2008, he helped the defense finish in the top 10 in total defense for a second consecutive season, ranking ninth in the NFL (306.1 ypg).

Evero's first job in the collegiate ranks came as an assistant coach (2005-06) at the University of California-Davis, where he helped lead the Aggies to the Great West Conference championship in 2005. Evero interned for the football program in 2004, while also serving as an assistant coach for the Davis High School junior varsity squad.

As a player, Evero lettered all four years as a safety at UC-Davis. A two-time captain for the Aggies, he was twice named a Division II All-American (2002-03). Evero signed with the Oakland Raiders as an undrafted free agent following his college career in 2004.

Born Jan. 6, 1981, in Colchester, England, and raised in Rancho Cucamonga, Calif., Evero was a three-sport standout at Alta Loma High School in Rancho Cucamonga, Calif. In addition to playing basketball his freshman year, Evero lined up at running back and linebacker while also running track all four years. He and his wife, Natalie, have one son and reside in Los Angeles, Calif.

## Ejiro Evero, at a Glance

| | | | |
|---|---|---|---|
| **2017-** | **Los Angeles Rams**<br>Safeties | **2011** | **San Francisco 49ers**<br>Quality Control |
| **2016** | **Green Bay Packers**<br>Defensive Quality Control | **2010** | **University of Redlands Bulldogs**<br>Special Teams Coordinator/Safeties |
| **2014-15** | **San Francisco 49ers**<br>Defensive Assistant | **2007-09** | **Tampa Bay Buccaneers**<br>Defensive Quality Control |
| **2012-13** | **San Francisco 49ers**<br>Offensive Assistant | **2005-06** | **UC Davis Aggies**<br>Assistant Coach |



## Defensive Line

# Eric Henderson

**College: Georgia Tech**
**NFL Coaching Year: 4**
**Rams Coaching Year: 2**

Eric Henderson is entering his second season as defensive line coach for the Los Angeles Rams in 2020 after a two year stint with the Los Angeles Chargers as an assistant defensive line coach.

In 2019, the defensive front powered its way to 50.0 sacks, the fourth-highest total in the league. The unit also featured a stellar season from DT Aaron Donald, who recorded double-digit sacks (12.5) for the third-consecutive season and earned Pro Bowl and First-Team All-Pro honors.

With the fundamentals implemented by Henderson along the defensive line in 2019, the Rams rushing defense allowed only 3.74 yards per rush, the sixth-best average in the league. The improvement marked a more than 1.0 yard per rush improvement from the 4.86 yards per rush allowed during the 2018 season, prior to Henderson's arrival.

Under the guidance of Henderson, NT Sebastian Joseph-Day posted 44 tackles from the middle of the defensive line in his first professional playing action. DL Michael Brockers finished fourth on the team with 63 total tackles and added 3.0 sacks.

In Henderson's second season coaching the Chargers defensive line, the defense finished with 38.0 total sacks and DE Melvin Ingram led the team with (7.0). Ingram was also one-of-seven Bolts to be selected for the 2019 Pro Bowl, which was also his second consecutive appearance.

During Henderson's first season with the Chargers in 2017 and his NFL coaching debut, the defense finished the season ranked fifth in the NFL in total sacks with 43.0. DE Joey Bosa ended the season with a career-high 12.5 sacks and was seventh in the league.

Henderson spent the 2016 season at the University of Texas - San Antonio where he was the defensive line coach. The Roadrunners went on to play in the Gildan New Mexico Bowl against New Mexico. Henderson coached Marcus Davenport, who recorded 6.5 sacks during the 2016. Davenport went on to be selected No. 14 overall by the New Orleans Saints in the 2018 NFL Draft, the highest Roadrunner ever drafted and only the second draft choice ever from UTSA.

Prior to joining the Roadrunners, Henderson spent three seasons at Oklahoma State from 2013-15. He was named defensive quality control coach during his third season after being a graduate assistant from 2013-14. During the three seasons, the Cowboys held a 27-12 record and made three bowl appearances. DE Emmanuel Ogbah earned All-America accolades and was named Big 12 Conference Defensive Player of the Year in 2015 with Henderson's guidance. Ogbah was also taken in the second round of the NFL Draft by the Cleveland Browns.

Henderson made his coaching debut in 2012 as a defensive assistant at Georgia Military College, where he primarily worked alongside the linebackers and secondary. The Bulldogs finished with a 7-4 record and made an appearance in the C.H.A.M.P.S. Heart of Texas Bowl.

Prior to becoming a coach, Henderson played three seasons (2009-11) for the Las Vegas Locomotives of the United Football League, guiding the team to two league titles. Henderson spent three seasons (2006-08) playing in the National Football League for the Cincinnati Bengals.

As a collegiate athlete, Henderson set a school record at Georgia Tech for career tackles for loss (59.5). He ranks fourth in school history in career sacks with 25.0. Henderson finished with 175 tackles, eight passes defensed and seven forced fumbles.

Henderson is a native of New Orleans, La. and earned a bachelor's degree in management from Georgia Tech and is working toward a master's degree in educational psychology.

## Eric Henderson, at a Glance

| | | | |
|---|---|---|---|
| **2019-** | **Los Angeles Rams**<br>Defensive Line | **2015** | **Oklahoma State Cowboys**<br>Defensive Quality Control |
| **2017-18** | **Los Angeles Chargers**<br>Assistant Defensive Line | **2013-14** | **Oklahoma State Cowboys**<br>Graduate Assistant |
| **2016** | **Texas - San Antonio Roadrunners**<br>Defensive Line | **2012** | **Georgia Military College Bulldogs**<br>Defensive Assistant |



## Run Game Coordinator

# Aaron Kromer

**College: Miami (Ohio)**
**NFL Coaching Year: 20**
**Rams Coaching Year: 4**

Aaron Kromer begins his fourth season with the Los Angeles Rams, his third season serving as the team's run game coordinator.

Kromer was influential in the success of L.A.'s ever-changing offensive line in 2019, which was forced to make adjustments throughout the season due to injury. Despite losing two starters, the unit went on to not allow a sack in a franchise-best six games while also allowing the fewest sacks in the league (22).

The offensive line, which featured the rookie duo of T Bobby Evans and OL David Edwards anchoring the right side of the line starting in Week 11, provided protection for QB Jared Goff to throw for 4,638 yards, the third best output in franchise history.

In his first three seasons with the Rams, Kromer served as the offensive line coach overseeing one of the most stable offensive line units.

During the 2018 campaign, the offensive front kept the same five starters for all 16 regular season games, catapulting QB Jared Goff to a career-year and a rushing attack that finished in the top-three in touchdowns (2nd), rushing first downs (t2nd) and rush yards per game (3rd).

In 2017, with the help of Kromer and the offensive coaching staff, the Rams improved from the 32nd ranked scoring team in 2016 to the league's top-scoring team in 2017.

Under Kromer's guidance, the offensive line blocked for RB Todd Gurley II, who was named The Associated Press Offensive Player of the Year after leading the league in scrimmage yards (2,093) and total touchdowns (19).

A veteran of more than 18 years as an offensive line coach, Kromer came to Los Angeles prior to the 2017 season after serving the past two seasons in the same capacity with the Buffalo Bills. In his 20 years as an NFL offensive line coach or coordinator, Kromer has helped 16 players earn a total of 23 Pro Bowl appearances.

The Bills offensive line helped to pave the way for the club to have the top-ranked rush offense in both of Kromer's years in Buffalo. In 2016, the Bills rushed for 164.4 yards per game the season after having an offense that averaged 152.0 yards per game in 2015. Also for the second consecutive year in 2016, the Bills had three players rush for 500 or more yards – LeSean McCoy (1,267), Tyrod Taylor (580) and Mike Gillislee (577). When the Bills accomplished the feat in 2015, it had not happened since 1962.

Before his two seasons in Buffalo, Kromer served as the offensive coordinator of the Chicago Bears from 2013-14 as well as the offensive coordinator/offensive line coach his first season in Chicago in 2013. G Kyle Long was named to the Pro Bowl in both of the seasons he played for Kromer in Chicago. Long was the first Bears offensive lineman to earn a Pro Bowl berth in seven seasons.

Kromer's longest stop in the NFL came in New Orleans, where he was the offensive line coach/running game coordinator from 2008-12. In his five seasons with the Saints, Kromer helped five offensive linemen earn 10 Pro Bowl nods.

New Orleans' high-powered offense was bolstered by Kromer's offensive line allowing the fewest number of sacks during his time in charge of the unit. In his first season with the Saints, Kromer coached an offensive line that helped to block for the NFL's No. 1-ranked offense in total yards and scoring en route to a Super Bowl XLIV victory.

Prior to his time with the Saints, Kromer spent three seasons with the Tampa Bay Buccaneers, joining the club as a senior assistant in 2005 before being named senior assistant/offensive line coach for his final two seasons. In his first two seasons, Kromer helped two Buccaneer offensive linemen to All-Rookie honors.

Kromer got his start in the NFL in Oakland, first as the assistant offensive line coach in 2001 before being elevated to offensive line coach from 2002-04. Kromer helped two Raiders offensive linemen earn three Pro Bowl berths as well as helping Oakland represent the AFC in Super Bowl XXXVII.

Before making the jump to the NFL, Kromer was the offensive line coach at Northwestern University from 1999-00. After his four seasons as an offensive tackle at Miami (Ohio), Kromer began his coaching career spending nine seasons at his alma mater in a variety of positions, starting as a graduate assistant in 1990.

Kromer and his wife, Dawn, have two children – a son, Zak and a daughter, Brooke.

# Aaron Kromer, at a Glance

| | |
|---|---|
| **2018-** | **Los Angeles Rams**<br>Run Game Coordinator |
| **2017** | **Los Angeles Rams**<br>Offensive Line |
| **2015-16** | **Buffalo Bills**<br>Offensive Line |
| **2014** | **Chicago Bears**<br>Offensive Coordinator |
| **2013** | **Chicago Bears**<br>Offensive Coordinator/Offensive Line |
| **2012** | **New Orleans Saints**<br>Interim Head Coach (Weeks 1-6) |
| **2008-12** | **New Orleans Saints**<br>Offensive Line/Running Game Coordinator |
| **2006-07** | **Tampa Bay Buccaneers**<br>Senior Assistant/Offensive Line |
| **2005** | **Tampa Bay Buccaneers**<br>Senior Assistant |
| **2002-04** | **Oakland Raiders**<br>Offensive Line |
| **2001** | **Oakland Raiders**<br>Assistant Offensive Line |
| **1999-00** | **Northwestern University Wildcats**<br>Offensive Line |
| **1990-98** | **Miami (Ohio) Redhawks**<br>Graduate Assistant/TEs/H-Backs/Offensive Line |



## Offensive Quality Control

# Zak Kromer

**College: Oklahoma**
**NFL Coaching Year: 5**
**Rams Coaching Year: 4**

Zak Kromer enters his fifth NFL season, fourth with the Los Angeles Rams as offensive quality control.

During his first three seasons with the Rams from 2017-2019, Kromer primarily worked with the offensive line. With the help of Kromer, the offensive line has anchored one of the most productive offenses in the NFL over his time with Los Angeles

In 2019, with the help of Kromer's adjustments throughout the season due to injury along the offensive front, the offensive line did not allow a sack in a franchise-best six games, while also allowing the fewest sacks in the league (22).

Kromer spent the 2016 season with the Buffalo Bills as an entry-level coaching assistant. Prior to the Bills, he spent four seasons at the University of Oklahoma as a student assistant for the football program.

Kromer earned a bachelor of arts degree in communications.

He is the son of the Rams' offensive line coach Aaron Kromer, who is in his 18th season coaching in the NFL.

Kromer and his wife, Emily, got married in June 2018.

## Zak Kromer, at a Glance

| | | | |
|---|---|---|---|
| **2017-** | **Los Angeles Rams**<br>Offensive Quality Control | **2016** | **Buffalo Bills**<br>Coaching Assistant |



## Head Strength Coach

# Justin Lovett

**College: Colorado State**
**NFL Coaching Year: 4**
**Rams Coaching Year: 1**

Justin Lovett enters his first season as the head strength coach for the Los Angeles Rams. He was hired by the team on March 9, 2020.

Lovett joins the Rams after spending three seasons as the director of football strength and conditioning with the Purdue Boilermakers.

As the director of Purdue football strength and conditioning, Lovett was responsible for team-wide physical, tactical, and mental football performance enhancement training. In Lovett's first season at Purdue in 2017, the team won seven games and experienced the program's first winning season since 2011. That season culminated with an appearance and a 38-35 win over Arizona in the Foster Farms Bowl.

The Ohio native helped Purdue's 2018 team achieve a second-consecutive bowl appearance with victories over three AP Top 25 ranked teams in No. 23 Boston College, No. 2 Ohio State and No. 19 Iowa. Lovett built a strength and conditioning program with athlete-specific weight room and position-specific speed training progressions focused on improving football related, velocity-based, strength and power attributes while decreasing risk of injury. Movement efficiency improvement, individualized corrective exercise prescriptions, as well as offensive/defensive line mixed martial arts/hand combat systems were also cornerstones of football performance programming during Lovett's time at Purdue.

Lovett joined the Boilermakers after three seasons in a similar capacity at Western Kentucky. During his time with the Hilltoppers, Lovett helped build Western Kentucky to back-to-back Conference USA championships (2015 and 2016) and two straight bowl victories (2014 Popeyes Bahamas Bowl and 2015 Miami Beach Bowl). Five players were selected by National Football League teams, with a school-record-tying three in 2016, including Rams TE Tyler Higbee. Western Kentucky went 30-10 overall during Lovett's tenure, including a 19-5 mark in conference play.

Prior to Western Kentucky, Lovett spent two seasons with the strength & conditioning staff at Georgia. The Bulldogs posted a 20-7 overall record, played in the 2012 SEC Championship Game and in two January bowl games (2013 Capital One Bowl and 2014 Taxslayer.com Gator Bowl). Including Rams first-rounders RB Todd Gurley II and LB Alec Ogletree - a total of 15 players were selected by NFL teams in Lovett's two seasons at Georgia.

Lovett worked with the Denver Broncos from 2009 to 2011, starting as an intern before moving to assistant strength & conditioning coach the final two years. While with the Broncos, the team won the 2011 AFC West Division and was among the top five teams in the NFL in terms of having the fewest amount of practices and games missed by starters in 2009 and 2011. Denver had eight players voted to the Pro Bowl during Lovett's time there.

Lovett got his start in the collegiate ranks at UTEP from 2008 to 2009. He served as the strength & conditioning coach for Miners' soccer and track & field teams and assisted with football and softball.

Lovett served as the head strength & conditioning coach at Grandview High School in Aurora, Colorado, from 2004 to 2008 and as the director of sports performance at Miramont Sports Center in Fort Collins, Colorado, from 2003 to 2004.

A two-sport athlete in football and baseball at the University of Findlay, Lovett earned a bachelor's degree in exercise and sports science from Colorado State in 2003 and a master's degree in exercise science from California University of Pennsylvania in 2012. He played semi-professional football in the Colorado Football Conference from 2000 to 2003 and was a Colorado Golden Gloves amateur boxer in 2002.

Lovett holds certifications from the Collegiate Strength and Conditioning Coaches Association (Strength and Conditioning Coach Certified), National Strength and Conditioning Association (Certified Strength and Conditioning Specialist) and National Academy of Sports Medicine (Performance Enhancement Specialist and Corrective Exercise Specialist).

A native of Beavercreek, Ohio, Lovett and his wife, Amy, have two sons, Tillman and Lyndon.

## Justin Lovett, at a Glance

| | |
|---|---|
| **2020** | **Los Angeles Rams**<br>Head Strength Coach |
| **2017-20** | **Purdue Boilermakers**<br>Director of Football Strength and Conditioning |
| **2014-16** | **Western Kentucky Hilltoppers**<br>Director of Football Strength and Conditioning |
| **2012-13** | **Georgia Bulldogs**<br>Assistant Strength and Conditioning Coach |
| **2010-11** | **Denver Broncos**<br>Assistant Strength and Conditioning Coach |
| **2009** | **Denver Broncos**<br>Strength and Conditioning Intern |
| **2008-09** | **University of Texas at El Paso Miners**<br>Strength and Conditioning Coach |
| **2004-08** | **Grandview High School**<br>Head Strength and Conditioning Coach |



Strength Assistant

# Fernando Noriega

**College: Whitworth University**
**NFL Coaching Year: 5**
**Rams Coaching Year: 5**

Fernando Noriega enters his fifth season with the Los Angeles Rams, his fourth as strength assistant in 2019 after originally joining the organization as an intern in the same discipline in 2016.

Noriega was a member of the strength and conditioning staff led by Ted Rath, who was named the Strength Coach of the Year by the Professional Strength and Conditioning Coaches Association in his first season guiding the Rams strength and conditioning program.

Noriega came to the Rams from Cal State Long Beach where he served as a strength and conditioning intern while earning his master's degree in kinesiology and exercise science. At the same time, Noriega spent the 2015 season as a strength and conditioning coach for the football program at El Monte (Calif.) High School.

Originally, Noriega began his career in coaching at EM Speed and Power Training where he was a strength and conditioning coach from 2013-14.

A graduate of Whitworth University with a bachelor's in kinesiology and exercise science, Noriega was a three-year starter on the gridiron and voted a team captain. His on the field accolades include honorable mention All Northwest Conference.

Noriega and his wife, Claudette, have three children.

## Fernando Noriega, at a Glance

| | | | |
|---|---|---|---|
| **2017-** | **Los Angeles Rams**<br>Strength Assistant | **2015** | **Cal State Long Beach**<br>Strength & Conditioning Intern |
| **2016** | **Los Angeles Rams**<br>Strength & Conditioning Intern | **2013-14** | **EM Speed & Power Training**<br>Strength & Conditioning Coach |
| **2015** | **El Monte High School**<br>Strength & Conditioning Coach | | |



## Tight Ends

# Wes Phillips

**College: UTEP**
**NFL Coaching Year: 14**
**Rams Coaching Year: 2**

Wes Phillips enters his second season as the Rams tight ends coach in 2019. He came to the Rams after serving in similar roles with the Washington Redskins and Dallas Cowboys.

In his first year with the organization, Phillips helped propel TE Tyler Higbee to a career year. Higbee set single-season franchise records for both receptions (69) and receiving yards (734) by a tight end. He also became the first tight end since 1970 to have four-consecutive games of seven-plus catches for 100-plus yards.

Before coming to L.A., Phillips spent five seasons as the Redskins' tight ends coach after initially being named to the position on January 17, 2014.

In his final season in Washington, Phillips guided a tight ends group that accounted for nearly one-third of Washington's aerial output with 85 receptions, 980 yards and five touchdowns. Sixth-year pro Jordan Reed led the team in receiving with 54 catches for 558 yards and a pair of scores despite playing in only 13 games with eight starts.

In 2017, Phillips helped mold ageless 12-year veteran Vernon Davis into one of the team's most explosive threats. Davis recorded 43 receptions for 648 yards with three receiving touchdowns, leading the Redskins with a 15.1-yards per-catch average. Davis finished the season second in yards per catch among qualified NFL tight ends (Rob Gronkowski, 15.7) and was the first member of the Redskins to finish in the Top 2 in the NFL in receiving average among tight ends since Clint Didier led the league at the position group in 1986. At age 33 on the final day of the calendar year, Davis became the oldest NFL tight end to average at least 15.0 yards per reception (min. 15 receptions) since Pro Football Hall of Famer Jackie Smith (16.5 at age 34) in 1974.

Phillips oversaw one of the league's most productive duos in 2016, further developing one of the game's emerging threats while integrating one of its most productive veterans.

Reed earned his first Pro Bowl nod in 2016 after catching 66 passes for 686 yards with six receiving touchdowns in only 12 games with eight starts. During the year, Reed became the fastest tight end in NFL history to reach 200 career receptions, reaching the milestone in 38 career games and surpassing the mark set by Pro Football Hall of Famer Kellen Winslow (39 career games). Phillips also helped guide Davis to a 44-catch, 583-yard campaign, as Washington finished the year as one of only two teams to have multiple tight ends record at least 40 receptions during the season (Houston).

Phillips presided over arguably the most prolific season by a tight end in Redskins history in 2015, as Reed shattered team records for receptions (87) and receiving yards (952) by a tight end. Including a 24-yard touchdown reception in the NFC Wild Card Round vs. Green Bay, Reed tied a team record for combined regular season and postseason receiving touchdowns (12) in a single year. Reed's breakout campaign was supplemented by a rotating cast of tight ends, as Phillips effectively integrated preseason trade acquisition Derek Carrier, midseason signings Anthony McCoy and Alex Smith, waiver addition Marcel Jensen, first-year player Je'Ron Hamm and eligible-tackle Tom Compton after the unit lost two presumptive contributors (Niles Paul and Logan Paulsen) to injury in the preseason.

In his first season in Washington in 2014, Phillips guided Paul to a breakout campaign, as the special teams standout shattered career highs in receptions (39) and receiving yards (507) after entering the season with 14 career catches and 228 career receiving yards to his credit in his first three years in the league. Phillips also oversaw the development of Reed, who finished third on the team with a then-career-high 50 receptions in his sophomore campaign.

Prior to joining the Redskins, Phillips spent seven seasons in various capacities with the Dallas Cowboys. He joined Dallas in 2007 as the club's quality control/offensive assistant coach before relinquishing his role as a quality control coach in 2011 to become the club's assistant offensive line coach in addition to continuing to assist special teams. In 2013, Phillips was named the tight ends coach, helping Jason Witten post the second-most touchdowns in a season in his career (eight).

In 2012, Phillips assisted with an offensive line that helped the Cowboys finish with 5,994 net yards, the thirdmost in a season in franchise history, and set a single- season club record with 4,729 passing yards despite having Phil Costa, the team's starting center, for only three games. In 2011, the unit integrated new starters at four of the five positions, helping Tony Romo post his third career 4,000-yard season while rookie running back DeMarco Murray established a single-game team rushing record with a 253-yard performance against St. Louis.

In Phillips' four seasons as Dallas' quality control/offensive assistant coach from 2007-10, the Cowboys' offense posted total yardage numbers ranking in the Top 10 in team history three times, including setting single-season club records in 2010 that included 6,390 yards of total offense – marking the first time a Cowboys team topped 6,000 yards in a season in team history – and 4,287 passing yards. The offense as a whole finished second in the league in total offense, averaging 399.4 yards per game.

Before landing in Dallas, Phillips coached quarterbacks at Baylor in 2006. His work with quarterback Shawn Bell paid dividends as Bell established school single-season records despite missing the final three games with a knee injury.

Prior to his one-year stint at Baylor, Phillips spent two seasons as the quarterbacks coach at West Texas A&M University. The Buffaloes celebrated their most successful season in almost 55 years in 2005, finishing 10-2 to post their first winning season since 1998 and the program's first 10-win season since 1950. WTAMU won the Lone Star Conference with an 8-1 record, its

first league title since 1986 and advanced to the quarterfinals of the NCAA D-II Playoffs for the first time in school history. The school led the 2005 Division II ranks in passing offense, racking up 363.8 yards per game. He tutored quarterback Dalton Bell, a finalist for the Harlon Hill Trophy, which goes to the top Division II player. Prior to joining the WTAMU staff, Phillips spent one season as a student assistant coach at his alma mater, UTEP, and played two seasons at quarterback for the San Diego Riptide of the af2.

A three-year letter winner at UTEP (1999-2001), Phillips was a member of the 2000 Miners team that shared the WAC title, posted the school's highest win total in more than a decade and played in the Humanitarian Bowl. Phillips left the collegiate ranks among the school's single-season leaders in both pass efficiency (ninth – 120.0 in 2001) and completion percentage (eighth – 55.6 in 2001).

Phillips received his bachelor's degree in philosophy from UTEP in 2001. Phillips and his wife, Anna, were married in 2009 and have two daughters, Ivy and Minnie, and a son, Mac.

# Wes Phillips at a Glance

| | | | |
|---|---|---|---|
| **2019-** | **Los Angeles Rams**<br>Tight Ends Coach | **2007-10** | **Dallas Cowboys**<br>Quality Control/Offensive Assistant |
| **2014-18** | **Washington Redskins**<br>Tight Ends Coach | **2006** | **Baylor University Bears**<br>Quarterbacks Coach |
| **2013** | **Dallas Cowboys**<br>Tight Ends Coach | **2004-05** | **West Texas A&M Buffaloes**<br>Quarterbacks Coach |
| **2011-12** | **Dallas Cowboys**<br>Assistant Offensive Line Coach | **2003** | **University of Texas at El Paso Miners**<br>Student Assistant |



Cornerbacks

# Aubrey Pleasant

**College: Wisconsin**
**NFL Coaching Year: 8**
**Rams Coaching Year: 4**

Aubrey Pleasant is in his fourth season with the Los Angeles Rams as the cornerbacks coach in 2020.

In 2019, Pleasant managed a cornerbacks room that experienced changes in personnel throughout the season. Pleasant integrated Pro Bowl CB Jalen Ramsey to L.A.'s defensive secondary after the Rams acquired Ramsey via trade. Ramsey recorded one interception in nine games with L.A. and was named to the NFC Pro Bowl team.

Pleasant also worked with former Rams CB Marcus Peters, who made the Pro Bowl for the AFC after being traded to Baltimore during the season. He also help developed CBs Troy Hill and Darious Williams, who each finished the season with two interceptions. Seven of L.A.'s 13 interceptions in 2019 came from cornerbacks.

Pleasant played an integral role in implementing defensive coordinator Wade Phillips' scheme in his first two seasons in L.A. With the guidance of Pleasant, five different cornerbacks have recorded at least two interceptions in a season, including Marcus Peters (3) and Troy Hill (2) in 2018.

As a unit, the Rams defense forced 28 takeaways, including 18 interceptions, tied for the sixth-highest interception total in 2017. L.A. scored 126 points off of takeaways, which was the second-most points off takeaways two seasons ago.

Prior to joining the Rams, Pleasant spent four seasons with the Washington Redskins from 2013-2016. He served as an offensive assistant in his first season in Washington in 2013 before transitioning to the defensive side of the ball prior to the 2014 season and working extensively with the team's defensive backs.

In 2015, Pleasant played a pivotal role in assisting Defensive Backs Coach Perry Fewell with a secondary that was besieged by injuries throughout the season. Pleasant aided in the transition of Quinton Dunbar, who joined the Redskins as a college free agent wide receiver before switching to cornerback in the middle of training camp. Dunbar played in 11 games, making one start and intercepting Giants quarterback Eli Manning in a crucial Week 12 victory during the Redskins' NFC East championship season. Pleasant also assisted in the midseason transition of 12-year NFL veteran DeAngelo Hall from cornerback to safety and the rapid development of sixth-round pick Kyshoen Jarrett, a safety who also contributed significantly at nickel after volunteering for the role in camp.

Pleasant transitioned to the defensive side of the ball in 2014 after spending his first season with the Redskins as an offensive assistant. In 2014, he assisted Defensive Backs Coach Raheem Morris and played a significant role in the development of fourth-round pick Bashaud Breeland. With Pleasant's guidance, Breeland started 15 games – third-most by a rookie cornerback in Redskins history behind only Champ Bailey (16 in 1999) and Pro Football Hall of Famer Darrell Green (16 in 1983) – and tied for the NFL rookie lead in passes defensed (14).

Pleasant was an offensive staff/head coach intern for the Cleveland Browns before joining the Redskins. Prior to his time in Cleveland, he spent two years with the University of Michigan as a defensive graduate assistant, helping the team appear in back-to-back bowl games. With Pleasant working specifically with the defensive backs in 2011, Michigan allowed 190.5 yards passing per game and 17.4 points per game, ranking No. 16 and sixth in the nation, respectively. Michigan's total defense improved to No. 17 in the nation (322.2 ypg.) after ranking No. 110 (450.8 ypg.) the year prior to Pleasant's arrival. Michigan's defense allowed only 12 touchdown passes, led the Big Ten with 29 takeaways and tied for first in Football Bowl Subdivision (FBS) with 20 fumble recoveries.

In 2012, Pleasant was promoted to Assistant Defensive Backs Coach, helping Michigan's total defense (320.0 ypg.) and passing yards allowed (169.5 ypg.) improve to No. 13 and No. 5 in the country, respectively. Following Michigan's 2012 season, Pleasant was one of 30 coaches nationwide invited to the NCAA Future Football Coaches Academy in San Antonio.

Pleasant coached defensive backs at Grand Blanc (Mich.) H.S. in 2010 and was a behavioral specialist/special needs teacher in the Flint Community School District. His duties included working directly with cognitively-impaired and academically-neglected adult students to help educate them within the Flint school district.

Pleasant was a three-year letterman at Wisconsin from 2005-08, appearing in 41 career games with 14 starts at safety. He finished his collegiate career with 80 tackles, 4.5 tackles for loss, two sacks, one forced fumble and appeared in four consecutive bowl games: Capital One (2005 and 2006), Outback (2007) and Champs Sports (2008). Pleasant received a master's degree in education while coaching at Michigan and earned his bachelor's degree in sociology from Wisconsin in 2009.

Pleasant is a native of Flint, Mich., where he graduated from the city's Montrose H.S., receiving Class B all-state honorable mention honor at safety his senior year. He attended Flint Northern H.S. and earned all-city running back honors as a sophomore.

# Aubrey Pleasant, at a Glance

| | |
|---|---|
| **2017-** | **Los Angeles Rams**<br>Cornerbacks |
| **2016** | **Washington Redskins**<br>Assistant Defensive Backs |
| **2014-15** | **Washington Redskins**<br>Defensive Quality Control |
| **2013** | **Washington Redskins**<br>Offensive Assistant |
| **2013** | **Cleveland Browns**<br>Coaching Intern (offseason) |
| **2011-12** | **Michigan Wolverines**<br>Defensive Assistant |
| **2010** | **Grand Blanc High School (Mich.)**<br>Defensive Backs |



## Assistant Wide Receivers

# Zac Robinson

**College: Oklahoma State**
**NFL Coaching Year: 2**
**Rams Coaching Year: 2**

Zac Robinson enters his second season with the Los Angeles Rams in 2020, his first as the assistant wide receiver coach after spending his first season in Los Angeles serving as the team's assistant quarterback coach.

In 2019, Robinson was influential in the continued growth of QB Jared Goff, who became the first quarterback in franchise history to post consecutive seasons with over 4,000 passing yards. Goff also threw 20-plus touchdowns for the third-consecutive season and became just the seventh quarterback in franchise history to tally over 80 passing touchdowns as a Ram.

Prior to joining the Rams, Robinson served as a senior analyst for leading analytics website, Pro Football Focus. He was one of the site's primary pro and college quarterback evaluators dating back to 2016.

Following his professional playing career, Robinson began giving instruction to college and NFL quarterbacks in 2014. Over the last three years, he has helped prospective quarterbacks and skill players prepare for the NFL Scouting Combine and NFL Draft.

Robinson received his first coaching opportunity in November 2015 as an instructor at The Quarterback Ranch in Southlake, Texas. He most recently led College and NFL Instruction for the renown quarterback development camp.

Robinson previously spent four seasons as an NFL quarterback, originally drafted by the Patriots in the seventh round (250th overall) of the 2010 NFL Draft. He later went on to have brief stints with Seattle Seahawks, Detroit Lions and Cincinnati Bengals.

Between 2005-09, Robinson helped catapult Oklahoma State back into the national spotlight under head coach Mike Gundy, including consecutive 9-4 campaigns and bowl game appearances in his final two seasons in Stillwater.

A three-year starter, Robinson finished his collegiate career among the all-time offensive leaders in Oklahoma State program history, compiling 10,175 total yards (8,317 passing) and 88 touchdowns (66 passing).

During his 2007 sophomore season, Robinson's first as a starter, he threw for 2,824 yards and a 23-9 touchdown-to-interception ratio while rushing for a career-best 847 yards and nine scores. The dual-threat quarterback was named the Insight Bowl MVP after guiding the Cowboys to 49-33 victory over Indiana in which he accounted for 372 total yards and five scores.

A native of Littleton, Colorado, Robinson was named an All-Colorado selection at quarterback while competing in both football and track at Chatfield Senior High School.

Robinson and his wife, Mia, reside in the great Los Angeles area.

## Zac Robinson, at a Glance

| | | | |
|---|---|---|---|
| **2020** | **Los Angeles Rams**<br>Assistant Wide Receivers | **2019** | **Los Angeles Rams**<br>Assistant Quarterbacks |



## Outside Linebackers

# Chris Shula

**College: Miami (Ohio)**
**NFL Coaching Year: 6**
**Rams Coaching Year: 4**

Chris Shula enters his fourth season with the Rams in 2020, his second season as outside linebackers coach after serving as the assistant linebackers coach in 2017-18.

In his first season working primarily with the outside linebackers, Shula helped OLB Dante Fowler Jr. put together a career year that featured a career-best 11.5 sacks to go along with career highs in tackles (58), forced fumbles (two), passes defensed (six), tackles for loss (16) and quarterback hits (16).

Shula also assisted in a strong season from veteran LB Clay Matthews, who tallied 8.0 sacks in only 13 games played, his highest sack total since the 2014 season.

With the help of Shula, LB Cory Littleton put together a career year in his third pro campaign. His 125 tackles led the team and were tied-10th most in the NFL in 2018, in addition to posting the most passes defensed (13) by any linebacker in the league.

In 2017, LBs Alec Ogletree and Mark Barron each posted over 100 tackles. Barron, a converted safety playing his first season in Defensive Coordinator Wade Phillips' system, posted a career-high and tied for a team-best three interceptions on the season.

Prior to joining the Rams in 2017, Shula spent the previous two seasons as defensive quality control coach with the then San Diego Chargers.

In his capacity with the Chargers, Shula assisted with the defensive line, which saw a breakout season from rookie DE Joey Bosa, who finished the 2016 season tied for sixth in the AFC in sacks, with 10.5.

Shula entered the NFL after spending one season as defensive coordinator at John Carroll University in 2014. In that season, John Carroll reached the quarterfinals of the NCAA Division III playoffs and finished 10th in Division III in scoring defense.

Prior to his time at John Carroll University, Shula spent three seasons as a graduate assistant, working primarily with defensive backs at Indiana University. Shula entered the coaching ranks as the assistant linebackers coach at Ball State in 2010.

Shula was a linebacker at Miami (Ohio) from 2004-08, where he was a teammate of Rams Head Coach Sean McVay for four seasons.

Shula is the son of David Shula, former head coach of the Cincinnati Bengals from 1992-96, and the grandson of Hall of Fame Head Coach Don Shula. The Shulas are one-of-two three-generation coaching families in NFL history.

## Chris Shula, at a Glance

| | | | |
|---|---|---|---|
| **2019-** | **Los Angeles Rams**<br>Outside Linebackers | **2014** | **John Carroll University Blue Streaks**<br>Defensive Coordinator |
| **2017-18** | **Los Angeles Rams**<br>Assistant Linebackers | **2011-13** | **Indiana University Hoosiers**<br>Defensive Backs |
| **2015-16** | **San Diego Chargers**<br>Defensive Quality Control | **2010** | **Ball State University Cardinals**<br>Assistant Linebackers |



## Pass Game Coordinator

# Shane Waldron

**College: Tufts University**
**NFL Coaching Year: 7**
**Rams Coaching Year: 4**

Shane Waldron is entering his seventh NFL season, fourth with the Los Angeles Rams and his third season serving as the team's passing game coordinator.

Waldron was influential in the continued growth of QB Jared Goff during the 2019 campaign. Goff became the first quarterback in franchise history to post consecutive seasons with over 4,000 passing yards. Goff finished the season third in the NFL in passing with 4,638 yards and threw for 20-plus touchdowns for the third-consecutive season.

WRs Cooper Kupp and Robert Woods finished with 1,161 and 1,134 receiving yards, respectively. It marked the first time the the Rams had consecutive seasons with multiple receivers totaling over 1,000 receiving yards since a run of four-straight seasons from 1999-2002.

In 2018, Waldon helped lead a Rams' passing attack that finished among the top-10 in passing yards per attempt (4th), passing yards per game (5th) and touchdowns (tied-8th) and saw QB third-year Jared Goff set career-bests across the stat sheet.

Under Waldron's guidance in 2017, the tight end duo of Tyler Higbee and Gerald Everett combined for 539 yards, three touchdowns and averaged 13.1 yards per reception. Everett recorded a 69-yard reception in his second game as a professional which tied for the second-longest reception by a tight end during the 2017 season.

Previously, Waldron served as the Washington Redskins offensive quality control coach for the 2016 season. That season, Washington's offense broke the franchise record for total net yards in a single season (6,454), surpassing the previous team record set in 1989. That same Redskins team averaged 403.4 yards per game, becoming the first team in franchise history to average 400 yards per game. In the NFL rankings, Washington ranked third in total offense.

Prior to joining the Redskins, Waldron spent four seasons at UMass, serving as the Minutemen's Recruiting Coordinator/ Tight Ends Coach from 2012-13 and Offensive Line Coach from 2014-15. Waldron helped guide tight end Rob Blanchflower to a seventh-round selection by the Pittsburgh Steelers in the 2014 NFL Draft after Blanchflower set the school record for most career receiving yards by a tight end.

In 2011, Waldron served as the offensive coordinator at the Buckingham Browne & Nichols H.S. (Mass.) and also as a Northeast Sports Consultant. A year earlier, he served as Wide Receivers Coach for the Hartford Colonials of the United Football League.

Before his stint in the UFL, Waldron worked with the New England Patriots in various capacities across five seasons with the franchise. Beginning in 2002, Waldron served as an operations intern for two seasons before being promoted to the title of an operations assistant in 2004, when he handled special teams quality control duties in addition to overseeing the completion of weekly game plans. After three years coaching at Notre Dame, Waldron returned to New England in 2008 to serve as an offensive quality control coach and later served as the tight ends coach in 2009. That year the tight end duo of Benjamin Watson and Chris Baker combined for 546 yards, 7 touchdowns and averaged 12.7 yards per reception.

Waldron spent the 2005-07 seasons as an offensive graduate assistant at Notre Dame. With the Irish, he helped guide two of the most explosive offenses in school history, as both the 2005 and 2006 units averaged at least 31 points per game.

A native of Portland, Ore., Waldron is a 2002 graduate of Tufts University, where he was a three-year letterman playing for Bill Samko. He is married to Meghan, and they have two daughters, Lainey and Rylee.

## Shane Waldron, at a Glance

| | | | |
|---|---|---|---|
| **2019-** | **Los Angeles Rams**<br>Pass Game Coordinator | **2011** | **Buckingham Browne & Nichols (Mass.)**<br>Offensive Coordinator |
| **2018** | **Los Angeles Rams**<br>Pass Game Coordinator/Tight Ends | **2010** | **Hartford Colonials**<br>Wide Receivers |
| **2017** | **Los Angeles Rams**<br>Tight Ends | **2009** | **New England Patriots**<br>Tight Ends |
| **2016** | **Washington Redskins**<br>Offensive Quality Control | **2008** | **New England Patriots**<br>Quality Control |
| **2014-15** | **Massachusetts Minutemen**<br>Offensive Line Coach | **2005-07** | **Notre Dame Fighting Irish**<br>Graduate Assistant |
| **2012-13** | **Massachusetts Minutemen**<br>Recruiting Coordinator/Tight Ends | **2002-04** | **New England Patriots**<br>Operations |



## Assistant Special Teams

# Tory Woodbury

**College: Winston Salem**
**NFL Coaching Year: 1**
**Rams Coaching Year: 1**

Tory Woodbury enters his fourth season with the Los Angeles Rams and first as assistant special teams coach in 2020.

Woodbury enjoyed an eight-year professional playing career as a quarterback and special teams ace, spending time on the rosters of the New York Jets, New Orleans Saints, Buffalo Bills and Arena League franchises New Orleans Voodoo and Carolina Speed.

Woodbury played on all four phases of special teams in tenure with Jets 2001-2003, racking up one blocked punt on his way to five Special Teams Player of the Week team awards. During the 2004 preseason as a member of the Saints, Woodbury played quarterback, special teams and free safety in the same game.

Following his playing career, Woodbury joined the coaching ranks in 2007 at Carver High School, in his hometown, Winston-Salem, N.C. From 2008-09, Woodbury served as the assistant offensive coordinator/wide receiver coach at Garinger High School, before coaching wide receivers at West Meck High School in 2010.

Woodbury joined the NFL ranks as an assistant quarterback coach (minority intern) with the Jacksonville Jaguars during the 2011 season. From 2011-14, the former quarterback served as the assistant offensive coordinator/running backs coach at Delaware State. From 2015-17, he was the offensive coordinator at Johnson C. Smith University in Charlotte, N.C.

In the Spring of 2017, he interned as quarterback coach with Cincinnati Bengals before joining Rams in the fall as a scouting assistant.

Woodbury got his start in NFL personnel as a scouting intern for the Browns during the 2014 season, followed by an internship as a pro scouting intern for the Rams in 2015. Woodbury then served as a scouting intern for the Senior Bowl Scouting Academy in 2016.

Woodbury founded the Tory Woodbury Foundation in 2002 to provide school supplies, clothing and meals for less fortunate children in Winston-Salem. The foundation also serves and provides Thanksgiving dinner for the elderly.

Woodbury was a four-year starter at Winston-Salem State from 1997-2000. At the completion of his collegiate career, Woodbury had set school records in passing yards (4,493), passing attempts (648), passing completions (287) and set the single-season record in total offense (2,177). He ranked second in touchdown passes (38) and total offense (5,527 yards), respectively.

The former quarterback received a bachelor's degree in sport management from Winston-Salem State.

Woodbury currently resides in Los Angeles, Calif.

## Tory Woodbury, at a Glance

| | | |
|---|---|---|
| **2020** | **Los Angeles Rams** | Assistant Special Teams |
| **2017-20** | **Los Angeles Rams** | Scouting Assistant |
| **2017 (Spring)** | **Cincinnati Bengals** | Quarterbacks Coaching Intern |
| **2015-17** | **Johnson C. Smith University** | Offensive Coordinator |
| **2011-14** | **Delaware State University** | Assistant Offensive Coordinator/Running Backs |
| **2011 (Spring)** | **Jacksonville Jaguars** | Quarterbacks Coach |
| **2010** | **West Meck High School** | Wide Receivers |
| **2008-09** | **Garinger High School** | Assistant Offensive Coordinator/ Wide Receivers |
| **2007** | **Carver High School** | Quarterbacks |



## Assistant Strength & Conditioning

# Dustin Woods

**College: Miami (Ohio)**
**NFL Coaching Year: 4**
**Rams Coaching Year: 3**

Dustin Woods enters his fourth NFL season and third season with the Los Angeles Rams as an assistant strength and conditioning coach in 2020.

Woods joins the Rams after his second stint as the Chinese Olympic Skating Association's Short Track Head Strength and Conditioning Coach during the 2018 Winter Olympic Games, the same position he held leading up to the 2014 Winter Olympic Games.

During the 2018 Games, China's Wu Dajing set a new world record and won the men's 500m short-track speed skating event. The win marked the first gold medal for China at the PyeongChang Games and was the first gold medal for China in men's short track at the Olympics. In total, China speed skaters brought home three medals in 2018.

During the 2014 Games, China won two gold medals, three silver medals and one bronze metal, the most combined medals in men's and women's short track.

In between Olympic Games, Woods worked at Xavier University as a strength and conditioning coach, Ignition Performance Group as an international and university performance coordinator, and the Olympic Winter Institute of Australia as a consultant for short track speed skating.

Woods broke into the NFL with the Cincinnati Bengals as a part-time assistant strength and conditioning staff during the 2015 season.

Dustin and his wife, Allyse, have two children, a son, Eli, and a daughter, Zoe.

## Dustin Woods, at a Glance

| | | | |
|---|---|---|---|
| **2018-** | **Los Angeles Rams**<br>Assistant Strength and Conditioning | **2015-16** | **Cincinnati Bengals**<br>Assistant Strength and Conditioning |
| **2016-18** | **Chinese Olympic Skating Association**<br>Short Track Head Strength and Conditioning Coach | **2014-15** | **Lead Sports**<br>International Presenter/Educator |
| **2014-16** | **Xavier**<br>Strength and Conditioning Coach | **2011-14** | **Chinese Olympic Skating Association**<br>Short Track Head Strength and Conditioning Coach |
| **2014-16** | **Ignition Athletic Performance Group**<br>International and University Performance Coordinator | **2010-11** | **Ignition Athletic Performance Group**<br>Performance Specialist |
| **2014-16** | **Olympic Winter Institute of Australia**<br>Short Track Speed Skating Consultant | **2008-10** | **Woods Strength and Conditioning**<br>Personal Trainer and Speed Coach |



## Wide Receivers

# Eric Yarber

**College: Idaho**
**NFL Coaching Year: 9**
**Rams Coaching Year: 4**

Los Angeles native Eric Yarber is in his fourth season with the Los Angeles Rams, serving as the team's wide receivers coach.

The 2019 campaign saw a break-out year WR Cooper Kupp, who returned from a season-ending injury in during the 2018 season. Kupp recorded his first 1,000-yard season of his career with 1,061 receiving yards while also leading the team in receptions (94). Kupp finished with a career-high 220 yards on seven receptions against the Bengals in the Rams' International Series win. The 220 yards were the most receiving yards in NFL history in an international game.

WR Robert Woods also ended the season with over 1,000 receiving yards, giving L.A. consecutive seasons with multiple receivers totaling over 1,000 receiving yards since a run of four-straight seasons from 1999-2002.

With the tutelage of Yarber, the Rams quickly acclimated 2018 offseason acquisition Brandin Cooks into the league's No. 3 scoring offense. Last season, Cooks (1,204) and fellow wideout Robert Woods (1,219) posted career-highs in receiving yards while becoming the first Rams receiving duo to surpass 1,000 yards each since Torry Holt and Isaac Bruce in 2006.

During the 2017 season, the newly-acquired Woods recorded a then personal-best 781 yards receiving, which ranked third amongst the 2017 free agent wide receiver group. Rookie WR Cooper Kupp finished with a team-best 869 yards receiving, the second-most amongst all rookies and was named to the *Pro Football Writers Association* (PFWA) All-Rookie team.

Prior to joining the Rams in 2017, Yarber spent the previous five seasons with the UCLA Bruins in the same capacity. Previously, he held NFL coaching positions with the Seattle Seahawks, San Francisco 49ers and Tampa Bay Buccaneers.

Yarber joined the Bruins staff as receivers coach in 2012. During his five season tenure, seven of Yarber's wide receivers were selected in the NFL Draft, including three of his Bruin receivers in the 2016 NFL Draft.

The Bruins pass offense ranked 18th in the nation (295.6 yards per game) in 2016. The season saw the emergence of receivers Darren Andrews, Jordan Lasley and Kenneth Walker. Andrews ranked 10th in the Pac-12 in receptions per game and led the team with 55 catches. Lasley came on strong over the course of the season and recorded 41 receptions while leading the team with six touchdowns. Walker caught 22 balls and scored four times.

Jordan Payton was invited to the Senior Bowl and then chosen by Cleveland in the 2016 NFL Draft. Payton became UCLA's all-time receptions leader during the 2015 campaign and became the first Bruin to ever catch 200 career passes. He also moved up to third on the all-time receiving yards list and ranked among the nation's top 25 in receiving yards (1,106) and receiving yards per game (85.1). Thomas Duarte, a Miami Dolphin draft selection, earned second-team all-conference honors after registering 10 touchdown catches which ranks fourth on the all-time school single-season list and was 17th in the NCAA. Devin Fuller, drafted by the Atlanta Falcons, moved up to the top six in career receptions.

In year two at UCLA, Yarber helped senior Shaq Evans, a fourth-round selection of the New York Jets in the 2014 NFL Draft, finish his career ranked tied for 10th on the school's all-time reception list. Evans earned an invite to the Senior Bowl and the NFL Combine after catching nine scoring passes in 2013, tied for ninth on the all-time school list.

In 2011, Yarber worked as Tampa Bay's wide receivers coach for a promising young unit that included the development of second-round pick Arrelious Benn and fourth-round pick Mike Williams. Williams turned in one of the top seasons by a receiver in Buccaneers history, recording 65 receptions for 964 yards and 11 touchdowns. He led all rookie receivers in each of these categories, earning The Sporting News and PFW/PFWA All-Rookie Team selection while finishing second in voting for the Associated Press Offensive Rookie of the Year Award. Yarber also oversaw the emergence of Benn, who was becoming an important part of the Tampa Bay offense prior to a season-ending knee injury in Week 13.

Yarber came to Tampa Bay after spending three seasons (2007-09) on the collegiate level as the wide receivers coach at Arizona State. While at ASU in 2009, Yarber coached two standout wide receivers in Kyle Williams and Chris McGaha. Williams finished the 2009 campaign with 815 receiving yards on 57 catches and eight scores before being invited to the Senior Bowl and becoming a sixth-round draft pick of the San Francisco 49ers in the 2010 NFL Draft. McGaha racked up 56 catches for 673 yards and four touchdowns on his way to second-team All-Pac 10 honors.

Prior to his work with the Sun Devils, Yarber coached wide receivers for two seasons (2005-06) under Tyrone Willingham at the University of Washington. With Yarber's assistance, two receivers, Sonny Shackleford and Anthony Russo, turned in strong performances, with Russo finishing third in the Pacific-10 Conference with a 17.3 yards-per-catch average and Shackleford finishing fourth in touchdown catches (seven) and eighth in receptions (50) and receiving yards (666).

During the 2003-04 seasons, Yarber coached the San Francisco 49ers' wide receivers, and in his first year guided Pro Bowler Terrell Owens to a 1,000-yard season. During this time, Yarber was also instrumental in the development of wide receivers Cedrick Wilson and Brandon Lloyd, as the duo ranked first and second among 49ers' receivers in yards after the catch with a 13.6 and 13.1 average (min. 10 receptions) respectively in 2004.

From 1999-2002, Yarber coached at Oregon State, where he worked with running backs for one season (1999) before switching to wide receivers (2000-2002). He coached Ken Simonton, who was inducted into the Oregon State Hall of Fame after setting program records that still stand today. Simonton

posted records in career rushing yards (5,044); attempts (1.041); touchdowns (59) and 100-yard games (26). Simonton was the first Beaver to gain 1,000 or more yards in three seasons. His work with receivers Chad Johnson and T.J. Houshmandzadeh led to the two being selected in the second and seventh rounds, respectively, by the Cincinnati Bengals in the 2001 NFL Draft. Johnson also earned a Senior Bowl invitation.

Yarber coached his first year in the NFL in 1998, working as an offensive assistant/assistant running backs coach with the Seattle Seahawks, after spending the 1997 season coaching receivers at UNLV. His coaching career began in 1996 when he took a secondary coaching position at his alma mater, Idaho.

Yarber was selected by the Washington Redskins as a 12th-round pick in the 1986 NFL Draft and spent three seasons as a wide receiver and punt returner. He was part of the Washington squad that defeated the Denver Broncos to win Super Bowl XXII in 1988, leading that team with 37 punt returns. At Idaho, Yarber was a Kodak All-American and the Big Sky Conference's Most Valuable Player during his senior year, catching 75 passes for 1,103 yards. As a junior, he finished 10th in the nation in punt returns and third in the conference with 817 receiving yards on 54 catches. He attended Crenshaw High School in Los Angeles.

Yarber earned a Bachelor's in general studies from the University of Idaho in 1995. He is married to Estevanica, and has one son, Kameryon.

## Eric Yarber, at a Glance

| | | | |
|---|---|---|---|
| **2017-** | **Los Angeles Rams**<br>Wide Receivers | **2000-02** | **Oregon State Beavers**<br>Wide Receivers |
| **2012-16** | **UCLA Bruins**<br>Wide Receivers | **1999** | **Oregon State Beavers**<br>Running Backs |
| **2010-11** | **Tampa Bay Buccaneers**<br>Wide Receivers | **1998** | **Seattle Seahawks**<br>Offensive Quality Control |
| **2007-09** | **Arizona State Sun Devils**<br>Wide Receivers | **1997** | **UNLV Rebels**<br>Wide Receivers |
| **2005-06** | **University of Washington Huskies**<br>Wide Receivers | **1996** | **University of Idaho Vandals**<br>Secondary |
| **2003-04** | **San Francisco 49ers**<br>Wide Receivers | | |



## Assistant to the Head Coach

# Billy Nayes

**College: Wisconsin**
**NFL Coaching Year: 19**
**Rams Coaching Year: 4**

Billy Nayes enters his fourth season with the Los Angeles Rams. He is responsible for coordinating the team schedule and manages all communication between Head Coach Sean McVay and football operations.

Before joining the Rams, Nayes spent 2015-16 with the San Francisco 49ers in a similar role where he worked alongside Head Coach Jim Tomsula (2015) and Head Coach Chip Kelly (2016). This marked his second stint with the club. He previously held the same position with the 49ers from 2009-12, where he served under both Jim Harbaugh and Mike Singletary.

Nayes spent two years (2013-14) at North Carolina State as the program's director of football operations under Head Coach Dave Doeren. In that role, he was responsible for budgeting, team travel, camps, operational schedules and team bowl trips. He also served as a liaison between football and various departments and supervised office personnel.

Prior to his stint with San Francisco, Nayes served as assistant athletic director/director of football operations at his alma mater, the University of Wisconsin from 2006-09 for Head Coach Bret Bielema.

Before his time at Wisconsin, Nayes served as football operations coordinator/team travel with the Seattle Seahawks under then head coach Mike Holmgren from 1999-06. During his seven years in Seattle, he was responsible for all aspects of the team's travel, including the budget, team charters, hotel accommodations, meal arrangements and ground transportation. Nayes also organized the Seahawks' training camp and mini-camps as well as the team's operational schedules.

Nayes was originally hired full time by the Packers in 1997 after serving as a training camp intern during the summers of 1995 and 1996. He worked under Holmgren as an administrative assistant/football operations until 1999.

During his years of working in football operations, which initially began at his alma mater as a student football manager for Head Coach Barry Alvarez before moving into a football operations assistant role upon graduation. Nayes has been a part of seven college bowl games, five international games, 11 NFL postseasons and five Super Bowls.

Nayes graduated with a Bachelor of Science degree from the University of Wisconsin, in 1994. He and his wife, Paige, have a daughter, Natalia, and a son, Joe.

## Billy Nayes, at a Glance

| | | | |
|---|---|---|---|
| **2017-** | **Los Angeles Rams**<br>Assistant to the Head Coach | **2006-09** | **University of Wisconsin Badgers**<br>Assistant Athletic Director/Director of Football Ops |
| **2015-6** | **San Francisco 49ers**<br>Assistant to the Head Coach | **1999-06** | **Seattle Seahawks**<br>Football Ops Coordinator/Team Travel |
| **2013-14** | **North Carolina State Wolfpack**<br>Director/Football Operations | **1997-98** | **Green Bay Packers**<br>Administrative Assistant/Football Ops |
| **2009-12** | **San Francisco 49ers**<br>Assistant to the Head Coach | | |



# 23 Cam Akers

**Running Back • Florida State • Clinton, Miss.**

**Ht./Wt.:** 5-10/217
**NFL Exp.:** Rookie
**GP/GS, (Playoffs):** 1/1, (0/0)
**Birth Date:** 6/22/1999
**Acquired:** D2A-'20 (No. 52 Overall)

**TRANSACTIONS:** Selected by the Rams in the second round (52nd overall) of the 2020 NFL Draft (4/24/20).

**2020 Season:** Rookie drafted in the second round on the 2020 NFL Draft...started his NFL Debut on Sunday night Football...**vs. Dallas (9/13):** Started at running back...carried the ball 14 times for 39 yards...caught one pass for four yards.

**COLLEGE:** In his three seasons at Florida State, averaged 958.0 rushing yards per season, which ranks third in program history... ranked fifth all-time at FSU with 586 rushing attempts...2,874 rushing yards and 11 100-yard games are sixth on FSU's all-time lists...scored 206 points, which is the sixth-highest total among non-kickers...scored 34 touchdowns tied for sixth in program history...his 27 rushing touchdowns ranks seventh at FSU... ranked 12th all-time among Seminoles with 3,375 all-purpose yards...third Seminole in program history with multiple 1,000-yard rushing seasons, joining Warrick Dunn and Dalvin Cook...as a junior in 2019, Akers started all 11 games in which he appeared... finished with 1,369 all-purpose yards...led the ACC and ranked sixth in NCAA with an average of 10.0 points per game…ranked second in ACC and 16th nationally in rushing touchdowns (14)…named Second-Team All-ACC...tied for fourth on FSU's single-season list with 18 total touchdowns…averaged 104.0 rushing yards per game…posted 124.5 all-purpose yards per game…totaled 1,144 rushing yards on 231 carries (4.95 yards/rush)...recorded 225 receiving yards on 30 receptions with four receiving touchdowns…completed four-of-six passing attempts for 50 yards on the season...finished with six 100-yard rushing games... opened season with 116 yards and one touchdown on the ground and two receptions for 12 yards vs. Boise State… in FSU's win over Louisiana-Monroe, Akers posted a school-record 36 rushing attempts for 193 yards (5.4 yards/rush) and two touchdowns…added five receptions for career-best 55 receiving yards and one receiving touchdown…posted a career-high 248 all-purpose yards…Akers' 248 all-purpose yards accounted for nearly half of the Seminoles' 501 total yards vs. the Warhawks… earned ACC Running Back of the Week accolades…earned ACC Running Back of the Week after rushing for 112 yards and three touchdowns with three receptions for 21 yards in 35-24 victory vs. Louisville… posted 34 yards on nine carries at No. 2 Clemson… against Syracuse, posted 144 rushing yards on 20 carries (7.2 yards/rush)…tied a school-record with four touchdowns…added two receptions…completed two-of-three passing attempts for 26 yards…with four touchdowns and a two-point conversion, his 26 points were second-most in a single-game in program history and the most since 1968…his efforts against Syracuse earned him ACC Running Back of the Week honors…was two-for-two passing for 24 yards, caught three passes for 23 yards and one touchdown and had 66 yards rushing vs. Miami…rushed for 102 yards with season-long 50-yard touchdown and caught two passes at No. 8 Florida…only running back to eclipse 100 yards against Florida in Gainesville in 2019…in 2018 as a sophomore, Akers appeared in all 12 games with 10 starts…rushed for team-high 706 yards and six touchdowns, caught 23 passes for 145 yards and two touchdowns…versatility resulted in team-best 866 all-purpose yards…tied for fourth in ACC and 14th nationally with three 50-yard runs…earned team's Bobby Bowden Leadership Award…his 85-yard run vs. Virginia Tech was seventh-longest rush in program history and longest non-scoring rush…equaled career-high two rushing touchdowns and gained 63 yards on 12 carries at No. 3 Notre Dame… rushed for season-high 110 yards on 14 carries with one touchdown and made three-yard reception in 22-21 victory vs. No. 22 Boston College…named ACC Running Back of the Week for his effort vs. Eagles…ended season with 37 yards on 13 rushes and 15-yard touchdown catch vs. No. 13 Florida… as a freshman in 2017, the true freshman was Florida State's leading rusher with 1,024 yards and seven touchdowns on 194 carries, averaging 5.3 yards per carry and 78.8 yards per game…broke FSU's freshman rushing record previously held by Dalvin Cook…named Third-Team All-ACC…experienced a break-out game in his first FSU-Miami rivalry game, rushing for 121 yards on 20 carries and broke 11 tackles vs. 13th-ranked Hurricanes… scored first-career TD at Duke, finishing with 115 yards on 15 carries (7.7 yards/rush)… vs. Syracuse, earned ACC Offensive Back and Rookie of the Week honors with 199 yards and two touchdowns on 22 carries… in the Walk-On's Independence Bowl against Southern Miss., Akers hauled in his first career receiving touchdown from 14 yards out.

**PERSONAL:** One of the most sought-after players in the nation and the country's top running back recruit in the 2017 class… participated in the U.S. Army All-American Bowl and Nike's 'The Opening'…was awarded the U.S. Army Player of the Year Award as the nation's most outstanding high school senior football player…ran for 38 yards and a touchdown in the U.S. Army All-American Bowl and was named player of the game…graduated from Clinton High School and led the Arrows to the Class 6A state championship while earning Mississippi Gatorade Player of the Year in 2016…finished his four-year varsity career by passing for 8,140 yards and 78 touchdowns, while rushing for 5,103 yards and 71 scores...mother overcame breast cancer when Cam was just 11 years old.

# Cam Akers, NFL Statistics

**Regular Season**

| | | | Receiving | | | | | Rushing | | | | |
|---|---|---|---|---|---|---|---|---|---|---|---|---|
| **Year** | **Team** | **Games** | **No.** | **Yards** | **Avg.** | **Long** | **TD** | **Att.** | **Yards** | **Avg.** | **Long** | **TD** |
| 2020 | Los Angeles Rams | 1 | 1 | 4 | 4.0 | 4 | 0 | 14 | 39 | 2.8 | 6 | 0 |
| **Totals** | | **0** | **0** | **0** | **0.0** | **0** | **0** | **0** | **0** | **0.0** | **0** | **0** |

# Cam Akers, Game-By-Game

**2020 Los Angeles Rams**

| | | | Receiving | | | | | Rushing | | | | |
|---|---|---|---|---|---|---|---|---|---|---|---|---|
| **Game** | **W/L** | **P/S** | **No.** | **Yards** | **Avg.** | **Long** | **TD** | **Att.** | **Yards** | **Avg.** | **Long** | **TD** |
| Dal 9/13 | W | 1/1 | 1 | 4 | 4.0 | 4 | 0 | 14 | 39 | 2.8 | 6 | 0 |
| at Phi 9/20 | - | 0/0 | 0 | 0 | 0.0 | 0 | 0 | 0 | 0 | 0.0 | 0 | 0 |
| at Buf 9/27 | - | 0/0 | 0 | 0 | 0.0 | 0 | 0 | 0 | 0 | 0.0 | 0 | 0 |
| NYG 10/4 | - | 0/0 | 0 | 0 | 0.0 | 0 | 0 | 0 | 0 | 0.0 | 0 | 0 |
| at Was 10/11 | - | 0/0 | 0 | 0 | 0.0 | 0 | 0 | 0 | 0 | 0.0 | 0 | 0 |
| at SF 10/18 | - | 0/0 | 0 | 0 | 0.0 | 0 | 0 | 0 | 0 | 0.0 | 0 | 0 |
| Chi 10/26 | - | 0/0 | 0 | 0 | 0.0 | 0 | 0 | 0 | 0 | 0.0 | 0 | 0 |
| at Mia 11/1 | - | 0/0 | 0 | 0 | 0.0 | 0 | 0 | 0 | 0 | 0.0 | 0 | 0 |
| Sea 11/15 | - | 0/0 | 0 | 0 | 0.0 | 0 | 0 | 0 | 0 | 0.0 | 0 | 0 |
| at TB 11/23 | - | 0/0 | 0 | 0 | 0.0 | 0 | 0 | 0 | 0 | 0.0 | 0 | 0 |
| SF 11/29 | - | 0/0 | 0 | 0 | 0.0 | 0 | 0 | 0 | 0 | 0.0 | 0 | 0 |
| at Ari 12/6 | - | 0/0 | 0 | 0 | 0.0 | 0 | 0 | 0 | 0 | 0.0 | 0 | 0 |
| NE 12/10 | - | 0/0 | 0 | 0 | 0.0 | 0 | 0 | 0 | 0 | 0.0 | 0 | 0 |
| NYJ 12/19 | - | 0/0 | 0 | 0 | 0.0 | 0 | 0 | 0 | 0 | 0.0 | 0 | 0 |
| at Sea 12/27 | - | 0/0 | 0 | 0 | 0.0 | 0 | 0 | 0 | 0 | 0.0 | 0 | 0 |
| Ari 1/3/21 | - | 0/0 | 0 | 0 | 0.0 | 0 | 0 | 0 | 0 | 0.0 | 0 | 0 |
| **Totals** | **1-0** | **1/1** | **1** | **4** | **4.0** | **4** | **0** | **14** | **39** | **2.8** | **6** | **0** |



# 55 Brian Allen

Center • Michigan St.• Hinsdale, Ill.

**Ht./Wt.:** 6-2/303
**NFL Exp.:** 3 (3rd Rams)
**GP/GS, (Playoffs):** 22/9, (3/0)
**Birth Date:** 10/11/1995
**Acquired:** D4A-'18 (No. 111 Overall)

**Transactions:** Selected by the Rams in the fourth round (111th overall) of the 2018 NFL Draft (4/28/18).

**Pro:** Second-year pro out of Michigan State, played in 22 games with nine starts in his career, after playing 13 regular season games during his rookie campaign and all three postseason contests...started the first nine games of the 2019 season at center before being placed on injured reserve (11/12/19).

**2020 Season: vs. Dallas (9/13):** Declared inactive.

**2019 Season:** Second-year professional earned his first start at center in the 2019 season opener...started the first nine games of the 2019 season at center before being placed on injured reserve (11/12/19)...**at Carolina (9/8):** Made first NFL start...played all 77 offensive snaps...helped pave the way for the Rams to amass 166 yards rushing and average 5.2 yards per rushing attempt... **vs. New Orleans (9/15):** Started at center...helped the Rams rush for 115 yards...played all 70 offensive snaps...**at Cleveland (9/22):** Started at center...helped provide time for QB Jared Goff to throw for 269 yards and two touchdowns...**vs. Tampa Bay (9/29):** Started at center...helped QB Jared Goff throw for a career-high 517 yards, only the third 500-plus yard passing output in franchise history...**at Seattle (10/3):** Started at center... helped provide a pocket for QB Jared Goff to throw for 395 yards and no sacks...**vs. San Francisco (10/13):** Started at center... helped pave the way for the Rams to march 56 yards down the field for an opening drive touchdown...**at Atlanta (10/20):** Started at center...helped provide a pocket for QB Jared Goff to throw for 268 yards and two touchdowns, without giving up a sack...**vs. Cincinnati (10/27):** Started at center...helped provide a pocket for QB Jared Goff and WR Cooper Kupp to connect for 220 yards... kept Goff from being sacked for the second-straight game...**at Pittsburgh (11/10):** Started at center and played 13 offensive snaps before exiting with an injury...**vs. Chicago (11/17):** Placed on injured reserve.

**2018 Season:** Played in 13 games during his rookie season in addition to three postseason games...**at Oakland (9/10):** Made NFL debut...played nine special teams snaps...**vs. Arizona (9/16):** Made offensive debut, playing seven snaps at center in the fourth quarter...**vs. Minnesota (9/27):** Played seven special teams snaps...**at Seattle (10/7):** Played six special teams snaps... **at New Orleans (11/4):** Played seven special teams snaps... **vs. Kansas City (11/19):** Played nine special teams snaps... **at Detroit (12/2):** Played six special teams snaps...**at Chicago (12/9):** Played three snaps at the center position, in addition to three special teams snaps...**vs. Philadelphia (12/16):** Played five special teams snaps...**vs. Arizona (12/23):** Played eight offensive snaps in the fourth quarter in addition to six special teams snaps throughout the game...**vs. San Francisco (12/30):** Played 18 snaps at the center position late in the game in addition to eight plays on special teams...**Divisional Round vs. Dallas (1/12/19):** Made postseason debut...played seven special teams snaps... **Championship Round at New Orleans (1/20/19):** Played seven special teams snaps...**Super Bowl LIII (2/3/19):** Played two special teams snaps.

**COLLEGE:** Four-year letter winner, played in 51 career games, including 38 starts (17 at center, 16 at left guard, five at right guard)…was voted a 2017 team captain…earned second-team All-Big Ten accolades three straight years (2015-17)… extremely durable lineman finished his career starting in 28 consecutive games, including all 13 games at center in 2017… three-time Academic All-Big Ten honoree…versatile lineman played both guard spots and center throughout his collegiate career…as a senior in 2017, led the offensive line with 98 knockdowns…played a team-high 977 snaps…voted the team's most inspirational player (Biggie Munn Award) on offense… received the Downtown Coaches Club Award, given to the team's most outstanding offensive player and the Up Front Award (most outstanding lineman: offense)…named a semifinalist for the William V. Campbell Trophy, widely known as the 'Academic Heisman'…was the 2017 Michael R. Sadler Scholar-Athlete Award recipient (top Division I college football scholar-athlete in state of Michigan)…as a junior in 2016, was one of only three players on the team and the only offensive lineman to start all 12 games…named second-team All-Big Ten choice by the media and third-team pick by the coaches...appeared in all 14 games, including 12 starts (10 at left guard; two at center) as a sophomore in 2015…collected 82.5 knockdowns during the regular season, second most on the team...as a freshman in 2014, named a first-team Freshman All-American by the Football Writers Association of America and Scout.com.

**Personal:** Three-year starter at Hinsdale Central for Coach Rich Tarka…earned first-team all-state honors (8A) from the Illinois High School Coaches Association and *Chicago Tribune* as a senior…two-time All-West Suburban Conference first-team honoree… also played on the defensive line recorded 16 tackles, including three for losses and 1.0 sack (11 yards), along with an interception and fumble recovery in 2013...first wrestler in Hinsdale Central history to win four state medals (second at 285 pounds in 2014; first at 285 in 2013; third at 285 in 2012; third at 215 in 2011)…as a junior, won the 2013 3A state wrestling championship at heavyweight (285 pounds), finishing the season with a perfect 48-0 record…nearly claimed back-to-back state titles at 285 pounds, but lost in overtime in the championship match; finished his senior year with a 45-2 record...ranked sixth nationally at 285 pounds by IntermatWrestle.com…also won the state title in the shot put in 2013…selected Chicago Sun-Times Male Athlete of the Year for 2013-14…was named the No. 1 Doings/Pioneer Press West Group sports story of 2013…son of John and Leslie Allen…his older brother, Jack, was a four-year letter winner (2012-15) and two-time first-team All-American center (2014-15) at Michigan State; he spent his rookie season (2016) in the NFL with the New Orleans Saints…his younger brother, Matt, is an offensive lineman at Michigan State…majored in economics.

**Allen's Career Games/Starts:**

| Year | Teams | GP/GS |
|---|---|---|
| 2020 | Los Angeles Rams | 0/0 |
| 2019 | Los Angeles Rams | 9/9 |
| 2018 | Los Angeles Rams | 13/0 |
| | *Postseason* | *3/0* |
| **Totals** | | **22/9** |
| | ***Postseason*** | ***3/0*** |



# 72 Tremayne Anchrum Jr.

Offensive Line • Clemson • Powder Springs, Ga.

**Ht./Wt.:** 6-2/314
**NFL Exp.:** Rookie
**GP/GS, (Playoffs):** 0/0, (0/0)
**Birth Date:** 6/24/1998
**Acquired:** D7C-'20 (No. 250 Overall)

**Transactions:** Selected by the Rams in the seventh round (250th overall) of the 2020 NFL Draft (4/25/20).

**2020 Season: vs. Dallas (9/13):** Declared inactive.

**College:** In 2019 at Clemson, Tremayne was a team captain and First-team All-ACC selection…he made all 15 starts, logging 842 snaps…helped Clemson's offense finish fourth in the nation in points per game (43.9) and fifth in total offense…played all 72 snaps vs. No. 12 Texas A&M…played 69 snaps at Syracuse as Clemson held Syracuse without a sack and produced 612 yards of offense…played 49 snaps and shared team offensive player of the game honors in the midst of Clemson's 551-yard performance with 298 rushing yards at Louisville…earned ACC Offensive Lineman of the Week for his performance vs. Boston College, playing 38 snaps in helping Clemson exceed both 300 passing yards and 300 rushing yards in the contest…played 68 snaps as Clemson produced the fifth-largest comeback in school history, overcoming a 16-0 deficit in a Fiesta Bowl win vs. No. 2 Ohio State…played 71 snaps vs. No. 1 LSU in national championship loss…in 2018 as a junior he was Second-team All-ACC and Second-team AP All-ACC…played 805 snaps over 15 games (all starts)…played 49 snaps in helping the offense gain 531 yards of offense vs. Furman, collecting ACC Offensive Lineman of the Week honors…played 55 snaps in helping Clemson accrue 698 yards and a school-record 11.8 yards per carry at Wake Forest, resulting in the entire offensive line earning team offensive player of the game honors…played 33 snaps in helping Clemson set school records in yards per play (11.6) and yards per carry (13.3) vs. Louisville, resulting in the offensive line's second collective selection as offensive player of the game…played 62 snaps in National Championship Game victory against No. 1 Alabama…In 2017 as a sophomore he made six starts but appeared in 14 games, logging 577 snaps…played 52 snaps against Boston College on Sept. 23; named team co-offensive player-of-the-game…played 35 snaps against No. 7 Miami (Fla.) in the ACC Championship Game on Dec. 2…had a knockdown in 37 snaps against No. 4 Alabama in the Sugar Bowl on Jan. 1…in 2016 as a freshman he made one start and appeared in 11 games, logging five knockdowns in 292...started first career contest against Pittsburgh and responded well with 83 percent grade and two knockdowns in 89 snaps…played 37 snaps, with a knockdown, in win over Ohio State in the Fiesta Bowl.

**Personal:** Rated the No. 39 offensive guard in the nation by ESPN…first-team all-state in Georgia according to the Atlanta Constitution…narrowed his college choices to Nebraska, Colorado and Clemson…his father, also named Tremayne, played high school football in the state of Colorado and was all-state in football and basketball according to the Denver Post…his father went on to play basketball for George Raveling at Southern California and led the Trojans in rebounding as a sophomore and three-point shooting percentage as a junior…completed a microinternship with Adobe in 2018…graduated in December 2019 with a degree in management.

**Anchrum's Career Games/Starts:**

| Year | Teams | GP/GS |
|---|---|---|
| 2020 | Los Angeles Rams | 0/0 |
| **Totals** | | **0/0** |
| | ***Postseason*** | ***0/0*** |



# 98 Eric Banks

Defensive Line • UT San Antonio • Memphis, Tenn.

**Ht./Wt.:** 6-5/274
**NFL Exp.:** Rookie
**GP/GS, (Playoffs):** 0/0, (0/0)
**Birth Date:** 1/30/1998
**Acquired:** UDFA-'20

**Transactions:** Signed by the Rams as an undrafted rookie free agent (5/4/20).

**2020 Season: vs. Dallas (9/13):** Declared inactive.

**College:** Finished his University Texas San Antonio career with 48 games played, the most in program history...totaled up 81 tackles (52 solos)...made 20.5 tackles for loss, and 7.5 sacks... forced five fumbles, recovering one...credited with three pass breakups...as a senior in 2019, he started all 12 contests at defensive end senior year...only career fumble recovery came in the final seconds to secure the 31-27 win over Rice...as a junior in 2018, made three starts and played in all 12 games…recorded 22 tackles, five tackles for a loss and one sack...as a sophomore in 2017 played in all 11 contests and drew six starts…registered 24 tackles (13 solos) for a defense that led Conference USA in seven statistical categories and ranked in the top five nationally…ranked second on the team with 8.5 tackles for loss for a total loss of 25 yards…had 1.5 sacks, three forced fumbles, one pass breakup and a quarterback hurry...as a freshman in 2016 he saw action in all 13 games on both defense and special teams…registered 12 tackles (nine solos), 3.5 TFLs, two sacks, two QB hurries and one forced fumble…that forced fumble coming on the opening kickoff of the season opener against Alabama State.

**Personal:** Played quarterback and defensive line at Memphis East High School...as a senior QB completed 73-of-126 passes for 1,199 yards and 10 TDs, while running it in for seven more scores...led his team to 12 wins and the Tenn. District 8-4A Championship...played basketball in high school and was coached by Penny Hardaway...the son of Vanessa Banks and Cory Hart... majored in Philosophy...even after he signed with the Rams, while under quarantine, Banks worked at a pet and lawn supply store, until his college lease was up according to San Antonio Express-News.



# 66 Austin Blythe

Offensive Line • Iowa • Williamsburg, Iowa

**Ht./Wt.:** 6-3/298
**NFL Exp.:** 5 (4th Rams)
**GP/GS, (Playoffs):** 56/34, (4/3)
**Birth Date:** 6/16/1992
**Acquired:** W(IND)-'17

**Transactions:** Claimed by the Rams off waivers (5/16/17)... waived by the Colts (5/15/17)…drafted by the Indianapolis Colts in the seventh round (No. 248 overall) in the 2016 NFL Draft.

**Pro:** Fifth-year pro, joined the Rams via waivers in 2017... appeared in 56 career regular season games with 34 starts and started three-of-four postseason contests...recorded starts at all three interior offensive line positions with the Rams during the 2019 season.

**2020 Season:** Enters the season as the starting center after playing all three interior offensive line positions in 2019...**vs. Dallas (9/13):** Started at center...helped pave the way for the Rams to post 153 rushing yards in the game...provided time of QB Jared Goff to complete passes to eight different receivers, while absorbing only 1.0 sack.

**2019 Season:** Versatile offensive lineman, started at all three interior offensive line positions for the Rams...**at Carolina (9/8):** Started and played all 77 offensive snaps...helped pave the way for the Rams to amass 166 yards rushing and average 5.2 yards per rushing attempt...**vs. New Orleans (9/15):** Started at right guard...played 28 offensive snaps before leaving the game with an injury...**at Cleveland (9/22):** Declared inactive...**vs. Tampa Bay (9/29):** Started at right guard...helped QB Jared Goff throw for a career-high 517 yards, only the third 500-plus yard passing output in franchise history...**at Seattle (10/3):** Started at right guard...helped provide a pocket for QB Jared Goff to throw for 395 yards and no sacks allowed...**vs. San Francisco (10/13):** Started at right guard...helped pave the way for the Rams to march 56 yards down the field for an opening drive touchdown... **at Atlanta (10/20):** Started at guard...helped provide a pocket for QB Jared Goff to throw for 268 yards and two touchdowns, without giving up a sack...**vs. Cincinnati (10/27):** Started at guard... helped provide a pocket for QB Jared Goff and WR Cooper Kupp to connect for 220 yards...**at Pittsburgh (11/10):** Started at left guard and took over at center for an injured Brian Allen...helped pave the way for RB Todd Gurley II to average over 6.0 yards per carry...**vs. Chicago (11/17):** Started at center...helped prevent QB Jared Goff from being sacked, the third time in the last four games Goff hasn't been sacked...**vs. Baltimore (11/25):** Started at center...played all 54 offensive snaps...**at Arizona (12/1):** Started at center...provided time for QB Jared Goff to throw for 424 yards, while plowing the way for the Rams to rush for 132 yards on the day...**vs. Seattle (12/8):** Started at center...helped provide time for QB Jared Goff to throw for 293 yards and two touchdowns without absorbing a sack...marked the fifth game this season Goff was not sacked...**at Dallas (12/15):** Started at center...played all 73 offensive snaps and one special teams play...**at San Francisco (12/21):** Started at center...prevented QB Jared Goff from absorbing a sack for the sixth game this season, the most no-sack games in a single-season in franchise history...**vs. Arizona (12/29):** Started at center...helped protect QB Jared Goff to throw for 319 yards and three touchdowns.

**2018 Season:** Started all 16 games and was part of the offensive line that was named Ford Built Tough Offensive Line of the Year...helped pave the way for RB Todd Gurley II to lead the league in scoring with 21 total touchdowns...**vs. Chargers (9/23):** Started at right guard...provided time for QB Jared Goff to throw for 350-plus yards in consecutive games...**vs. Minnesota (9/27):** Started at right guard...provided time for QB Jared Goff to post a perfect QB rating and third-straight game with 350-plus yards while completing over 75 percent of his passes, the longest streak in league history...**at Seattle (10/7):** Started at right guard...led the way for QB Jared Goff to rush for two yards on a game-clinching fourth-and-one attempt...**at Denver (10/14):** Started at right guard...helped pave the way for RB Todd Gurley II to post a career-best 208 yards rushing (7.4 yards/rush) and two touchdowns...**at San Francisco (10/21):** Started at right guard...opened holes for RB Todd Gurley II to score three total touchdowns...**vs. Green Bay (10/28):** Started at right guard... paved the way for RB Todd Gurley II to amass 195 yards from scrimmage....played all 78 offensive snaps...**vs. Seattle (11/11):** Started at guard...paved the way for RB Todd Gurley II to amass 160 scrimmage yards...**vs. Kansas City (11/19):** Played all 80 offensive snaps...provided a pocket for QB Jared Goff to complete 31-of-49 passing attempts for 413 yards...**at Detroit (12/2):** Started at guard...paved the way for RB Todd Gurley II to rush for 132 yards and two touchdowns...played all 69 offensive snaps... **vs. Arizona (12/23):** Start at guard...played all 68 offensive snaps...paved the way for newly signed RB C.J. Anderson to rush for 167 yards and a touchdown...**vs. San Francisco (12/30):** Started at right guard...played all 73 offensive snaps...blocked for RB C.J. Anderson to record his second-consecutive 130-plus yard rushing game...**Divisional Round vs. Dallas (1/12/19):** Started at right guard...paved the way for two running backs to record 100-plus yards rushing...blocked for the Rams to amass 273 total rushing yards...**Championship Round at New Orleans (1/20/19):** Started at right guard...provided time for QB Jared Goff to throw for 297 yards...**Super Bowl LIII (2/3/19):** Started at right guard in Super Bowl debut...played all 65 offensive snaps.

**2017 Season:** Saw action in all 16 regular season games and made one start...**at San Francisco (9/21):** Entered the game at center after John Sullivan sustained an injury...played 36 snaps at center and aided a line that helped produce 126 yards rushing on 32 carries (3.9 avg.)...**vs. Arizona (10/22):** Saw action at center and on special teams...entered game at center after John Sullivan sustained an injury...**vs. San Francisco (12/31):** Started at left guard...**Wild Card vs. Atlanta (1/6/18):** Saw action on special teams.

**2016 Season:** Competed in eight games and made one start at right guard…saw action in his first career NFL game as an eligible lineman and on special teams in a Week 3 win against San Diego (9/25)…first career start at right guard in a Week 4 contest against Jacksonville…participated on special teams Weeks 5-9 and Week 15.

**College:** Saw action in 52 games with 51 starts as a four-year starter for Iowa…helped bolster a Hawkeye offensive line that allowed the team to start the 2015 campaign 12-0 and earn a spot in the Big Ten Championship and Rose Bowl games…started all 14 games in 2015 and named a team captain…an All-American third-team selection by Associated Press…in 2014, started all 13 games including six games at C, one at RG, and the final six at LG…started all 13 games at C in 2013 and helped the Hawkeyes to an 8-4 record and an Outback Bowl appearance as a redshirt sophomore…played in 10 games earning nine starts at right guard as a redshirt freshman in 2012…redshirted as a true freshman in 2011.

**Personal:** Name pronounced "BLY-th"...attended Williamsburg

(Iowa) High School where he was a senior captain, two-time first team all-state selection, three-time first team all-district and All-America honorable mention…a member of the high school wrestling team where he earned three consecutive state heavyweight wrestling titles and placed second as a freshman…holds the state record with 143 career pins…studied communications at Iowa.

**Blythe's Career Games/Starts:**

| Year | Teams | GP/GS |
|---|---|---|
| 2020 | Los Angeles Rams | 1/1 |
| 2019 | Los Angeles Rams | 15/15 |
| 2018 | Los Angeles Rams | 16/16 |
| | *Postseason* | *3/3* |
| 2017 | Los Angeles Rams | 16/1 |
| | *Postseason* | *1/0* |
| 2016 | Indianapolis Colts | 8/1 |
| **Totals** | | **56/34** |
| ***Postseason*** | | ***4/3*** |



# 90 Michael Brockers

Defensive Line • LSU • Houston, Texas

**Ht./Wt.:** 6-5/305
**NFL Exp.:** 9 (9th Rams)
**GP/GS, (Playoffs):** 124/122, (4/4)
**Birth Date:** 12/21/1990
**Acquired:** D1-'12 (No. 14 Overall)

**Transactions:** Selected by the Rams in the first round (14th overall) of the 2012 NFL Draft (4/26/12).

**Pro:** Ninth-year pro has played in 124 career regular season games with 122 starts...started all four playoff games in his career, including Super Bowl LIII...recorded 527 career tackles (289 solo), with 24.0 sacks...named to the Pro Football Writers of America/Pro Football Weekly All-Rookie team in 2012...voted a captain for the 2018 and 2019 seasons by his teammates.

**2020 Season:** A leader of the team, returns for his ninth season with the Los Angeles Rams...**vs. Dallas (9/13):** Started on the defensive line...recorded two solo tackles and posted his first sack of the season.

**2019 Season:** Versatile defensive lineman in his eighth season as a starter for the Rams...led all Rams defensive linemen and finished fourth on the team with 63 tackles during the 2019 season...played in all 16 regular season games for the third-straight season...**at Carolina (9/8):** Started at defensive end and played 49 defensive snaps (73 percent)...collected two solo tackles on the day...**vs. New Orleans (9/15):** Started at defensive end and played 52 defensive snaps (80 percent)... recorded three tackles (one solo)...posted his first sack of the 2019 season, the 21st of his career...**at Cleveland (9/22):** Started at defensive end...tied for the second-most tackles on the team with six stops (four solo)...**vs. Tampa Bay (9/29):** Started at defensive end...registered four tackles (one solo)... added his first pass defensed of the season...**at Seattle (10/3):** Started at defensive end...posted six tackles (three solo)...**vs. San Francisco (10/13):** Started at defensive end...registered four tackles (one solo)...added one QB hit...**at Atlanta (10/20):** Started at defensive end...recorded three solo tackles...added one QB hit...**vs. Cincinnati (10/27):** Started at defensive end... recorded five tackles (four solo)...added 0.5 sack...**at Pittsburgh (11/10):** Started at defensive end...recorded three tackles (two solo)...**vs. Chicago (11/17):** Started at defensive end...recorded his 500th career tackle...posted five tackles (two solo)...**vs. Baltimore (11/25):** Started at defensive end...led all defensive linemen with eight tackles (four solo)...added 1.0 sack, bringing his season total to 2.5...**at Arizona (12/1):** Started at defensive end...recorded two tackles (one solo)...added 0.5 sack, bringing his season total to 3.0...**vs. Seattle (12/8):** Started at defensive end...recorded two solo tackles...**at Dallas (12/15):** Started at defensive end...posted five tackles (four solo)...added one tackle for loss...**at San Francisco (12/21):** Started at defensive end...recorded two solo tackles...**vs. Arizona (12/29):** Started at defensive end...recorded two assisted tackles.

**2018 Season:** Started all 16 games at defensive line... played in his 100th-career game in Week 9 and started his 100th-career game in Week 11...finished third among Rams defensive linemen with 54 tackles...recorded 1.0 sack and four quarterback hits...**at Oakland (9/10):** Started and recorded five tackles (four solo), tallied the Rams first sack of the 2018 season...**vs. Chargers (9/23):** Started and recorded two tackles (one solo)...**vs. Minnesota (9/27):** Started and recorded three tackles (one solo)...**at Seattle (10/7):** Started and recorded four tackles (one solo)...**at Denver (10/14):** Started at defensive end...led all defensive linemen with five tackles (four solo)...**at San Francisco (10/21):** Started at defensive end...finished with five tackles (four solo)...added two tackles for loss and one QB hit...**vs. Green Bay (10/28):** Started at defensive end...tallied two solo tackles, including one tackle for loss...**at New Orleans (11/4):** Started at defensive end, his 100th-career game played... led all defensive linemen with five tackles (four solo)...**vs. Seattle (11/11):** Started at defensive end...recorded three solo tackles... **vs. Kansas City (11/19):** Started his 100th game...posted two tackles (one solo)...**at Detroit (12/2):** Started at defensive end... posted one solo tackle...added one QB hit...**at Chicago (12/9):** Started at defensive end...recorded six tackles (four solo)...**vs. Philadelphia (12/16):** Started at defensive end and played 48 defensive snaps...recorded five tackles (two solo)... **vs. Arizona (12/23):** Started at defensive end...recorded one solo tackle...**vs. San Francisco (12/30):** Started at defensive end...recorded four assisted tackles and one quarterback hit...**Divisional Round vs. Dallas (1/12/19):** Started at defensive end...posted two assisted tackles...**Championship Round at New Orleans (1/20/19):** Started at defensive end...recorded four tackles (two solo)...added one pass defensed, a tipped ball on the first play from scrimmage in the overtime period...**Super Bowl LIII (2/3/19):** Started at defensive end...recorded seven tackles, including five solo stops.

**2017 Season:** Started 15-of-16 regular season games, finished fifth on the team with 65 tackles...recorded 4.5 sacks, the second-most in a season in his career...**vs. Indianapolis (9/10):** Led the team in tackles with six (three solo), including one tackle for loss...also notched one hit on the quarterback...**at Dallas (10/1):** Recorded five tackles (three solo), including one for loss...tallied 1.0 sack, two quarterback hits and two passes defensed...**at Jacksonville (10/16):** Collected five tackles (four solo), including one for loss...added 1.0 sack and one hit of the quarterback...**vs. Houston (11/12):** Registered four tackles (two solo), including one for loss...tallied 1.0 sack, a pass defensed and a hit on the quarterback...**at Arizona (12/3):** Made five tackles (three solo)... also blocked a field goal attempt...**vs. Philadelphia (12/10):** Started at defensive tackle...tallied three tackles (two solo), including one for a loss...notched 1.0 sack and one quarterback hit...**Wild Card vs. Atlanta (1/6/18):** Made first career postseason started at defensive tackle...registered one tackle and 0.5 sack.

**2016 Season:** Started all 14 games he played, finished third among Rams defensive linemen with 58 tackles...**at San Francisco (9/12):** Recorded seven total tackles (two solo)...**at New Orleans (11/27):** Led the defensive line with six tackles (four solo)...also added two quarterback hits.

**2015 Season:** Started 16 games at defensive tackle...tallied 74 tackles (44 solo), 3.0 sacks, 18 quarterback pressures and six quarterback hits on the season... **vs. Seattle (9/13):** Established a new career-high in tackles with 13, good for the team lead in tackles...**vs. Cleveland (10/25):** Recorded four tackles (three solo)...**vs. San Francisco (11/1):** Sacked 49ers QB Colin Kaepernick for a 3-yard loss, his second sack of the season... registered six tackles (four solo)...**vs. Detroit (12/13):** Sacked QB Matt Stafford for an eight-yard loss...marked his third sack of the season and 14.5 career...also credited with two assisted tackles, two quarterback pressures and one hit on the quarterback.

**2014 Season:** Started 16 games...finished the season with 73

tackles (31 solo), two sacks and 14 quarterback pressures...**at San Francisco (11/2):** Tallied five tackles (four solo) and 1.0 sack, his first of the season...**at San Diego (11/23):** Tallied five tackles (two solo) and 1.0 sack...**at Seattle (12/28):** Posted a season-high 10 tackles (three solo).

**2013 Season:** Started 16 games at defensive tackle...led all Rams defensive linemen with 75 tackles...finished with a career-high 5.5 sacks on the year...**vs. Jacksonville (10/6):** Sacked Jaguars QB Blaine Gabbert for a 4-yard loss...marked his first sack of the season...tallied four tackles (two solo)...also caused one fumble...**at Houston (10/13):** Recorded 2.0 sacks on Texans QB Matt Schaub...marked second-consecutive game with a sack, pushes his season total to 3.5 and career to 7.5...added seven solo tackles, including three for loss...**vs. Seattle (10/28):** Tallied six tackles (one solo)...part of a defensive line that helped limit the Seahawks to just 44 rushing yards...**vs. Chicago (11/24):** Recorded two tackles (one solo)...also forced one fumble and had two quarterback pressures...**at San Francisco (12/1):** Sacked 49ers QB Colin Kaepernick...added a second sack on Kaepernick to give him four career multiple sack games...added seven tackles (two solo)...**vs. New Orleans (12/15):** Batted down a Saints K Garrett Hartley 36-yard field goal attempt...recorded six tackles (four solo) and one hit on the quarterback...**at Seattle (12/29):** Posted a season-high 10 tackles (eight solo), including two for loss.

**2012 Season:** Named to Pro Football Weekly's All-Rookie Team...led all Rams defensive linemen in tackles (63) despite missing three games...also had 4.0 sacks and 13 quarterback pressures during rookie season...**vs. Seattle (9/30):** Saw his first NFL action, starting at defensive tackle...recorded two assisted tackles...**vs. Green Bay (10/21):** Started at defensive tackle... sacked Packers' QB Aaron Rodgers for a loss of four yards, his first career sack...notched a season-high seven tackles (four solo)...**at San Francisco (11/11):** Started at defensive tackle... split a sack on 49ers QB Alex Smith with DE Robert Quinn for a two-yard loss...notched a solo sack on Smith to give him 1.5 on the day and 2.5 on the season...also made five tackles (three solo), one quarterback pressure and one hit on the quarterback... **vs. San Francisco (12/2):** Started at defensive tackle...notched a season-high among Rams defensive linemen in tackles with 11 (five solo), including one for loss...**at Buffalo (12/9):** Started at right defensive tackle...split a sack on Buffalo QB Ryan Fitzpatrick on the first drive of the game...tallied a solo sack for a loss of six yards to push his season total to 4.0...forced a RB Fred Jackson fumble, which was recovered by LB James Laurinaitis and returned four yards...marks the first forced fumble of his career... also made six tackles (five solo), including one for loss...added two quarterback pressures and two quarterback hits...**at Tampa Bay (12/23):** Started at defensive tackle...tallied five tackles (one solo)...tipped one pass that was intercepted by DE Eugene Sims.

**College:** Earned *Associated Press* second-team All-Southeastern Conference honors...in two seasons at Louisiana State, Brockers appeared in 27 games, starting 15 contests at defensive tackle… credited with 79 tackles (34 solo), two sacks (16 yards), 11 tackles for loss (33 yards) and five quarterback pressures…caused two fumbles, blocked one kick, intercepted one pass and deflected three others.

**Personal:** Attended Chavez High School in Houston, Texas, playing football for Lobos head coach Mike Jackson…a dominating defensive end that was considered among the top prospects in the state of Texas for the Class of 2009…was rated the 10th defensive end in the country and 23rd prospect in the state of Texas by Rivals.com…Scout.com regarded him as the nation's 16th defensive end, with both recruiting services giving him a four-star rating…added Super Prep All-American honors while leading the Lobos to the first round of the Texas Class 5A state playoffs in 2008, as he also earned First-Team All-Region and All-State honors as a senior…had previously established himself as one of the state's up-and-coming defenders after finishing his junior season with 59 tackles and 10.0 sacks in 2007…blocked one punt and one field goal...general studies major…one-of-five children of Tiffany Brockers…born Michael Seth Brockers in Houston, Texas...participated in numerous community events, including the Make-A-Wish Celebrity Server dinner, Motion for Kids Holiday Party Chair, Defensive Line Paintball Tournament to benefit St. Patrick Center and the All-Community Team Ticket program - Brockers' Show Stoppers...married to Faith, they have three children.

# Michael Brockers, NFL Statistics

**Regular Season**

| | | Tackles | | | | | Interceptions | | | | | Fumbles | | |
|---|---|---|---|---|---|---|---|---|---|---|---|---|---|---|
| Year | Team | G/S | Total | Solo | Asst. | Sacks | Yards | Int. | Yards | Long | TD | PD | FF | FR | Yards |
| 2012 | St. Louis Rams | 13/12 | 63 | 31 | 32 | 4.0 | 18.5 | 0 | 0 | 0 | 0 | 2 | 1 | 0 | 0 |
| 2013 | St. Louis Rams | 16/16 | 75 | 40 | 35 | 5.5 | 24.0 | 0 | 0 | 0 | 0 | 0 | 2 | 0 | 0 |
| 2014 | St. Louis Rams | 16/16 | 73 | 31 | 42 | 2.0 | 8.0 | 0 | 0 | 0 | 0 | 0 | 0 | 1 | 0 |
| 2015 | St. Louis Rams | 16/16 | 74 | 44 | 30 | 3.0 | 14.0 | 0 | 0 | 0 | 0 | 0 | 0 | 0 | 0 |
| 2016 | Los Angeles Rams | 14/14 | 58 | 33 | 25 | 0.0 | 0.0 | 0 | 0 | 0 | 0 | 3 | 1 | 0 | 0 |
| 2017 | Los Angeles Rams | 16/15 | 65 | 41 | 24 | 4.5 | 18.0 | 0 | 0 | 0 | 0 | 4 | 0 | 0 | 0 |
| 2018 | Los Angeles Rams | 16/16 | 54 | 33 | 21 | 1.0 | 3.0 | 0 | 0 | 0 | 0 | 0 | 0 | 0 | 0 |
| 2019 | Los Angeles Rams | 16/16 | 63 | 34 | 29 | 3.0 | 20.5 | 0 | 0 | 0 | 0 | 1 | 0 | 0 | 0 |
| 2020 | Los Angeles Rams | 1/1 | 2 | 2 | 0 | 1.0 | 8.0 | 0 | 0 | 0 | 0 | 0 | 0 | 0 | 0 |
| **Totals** | | **124/122** | **527** | **289** | **238** | **24.0** | **114.0** | **0** | **0** | **0** | **0** | **10** | **4** | **1** | **0** |

**Postseason**

| | | Tackles | | | | | Interceptions | | | | | Fumbles | | |
|---|---|---|---|---|---|---|---|---|---|---|---|---|---|---|
| Year | Team | G/S | Total | Solo | Asst. | Sacks | Yards | Int. | Yards | Long | TD | PD | FF | FR | Yards |
| 2017 | Los Angeles Rams | 1/1 | 1 | 0 | 1 | 0.5 | 3.5 | 0 | 0 | 0 | 0 | 0 | 0 | 0 | 0 |
| 2018 | Los Angeles Rams | 3/3 | 13 | 7 | 6 | 0.0 | 0.0 | 0 | 0 | 0 | 0 | 1 | 0 | 0 | 0 |
| **Totals** | | **4/4** | **14** | **7** | **7** | **0.5** | **3.5** | **0** | **0** | **0** | **0** | **1** | **0** | **0** | **0** |

**Additional Career Statistics:** Blocked a field goal attempt at AZ (12/3/17), blocked a field goal attempt vs. NO (12/15/13).

**Regular Season Single Game Career Highs:**
Total Tackles – 13, vs. Seattle (9/13/15)
Solo Tackles – 9, at Washington (9/20/15)
Sacks – 2.0, two times, last at San Francisco (12/1/13)

**Postseason Single Game Career Highs:**
Tackles – 7, vs. New England (2/3/19, Super Bowl LIII)
Sacks – 0.5, vs. Atlanta (1/6/18, NFC Wild Card)

# Michael Brockers, Game-By-Game

## 2020 Los Angeles Rams

| Game | W/L | P/S | T | S | A | Sk | Yds | Int | Yds | Lg | TD | PD | FF | FR | Yds |
|---|---|---|---|---|---|---|---|---|---|---|---|---|---|---|---|
| Dal 9/13 | W | 1/1 | 2 | 2 | 0 | 1.0 | 8.0 | 0 | 0 | 0 | 0 | 0 | 0 | 0 | 0 |
| at Phi 9/20 | - | 0/0 | 0 | 0 | 0 | 0.0 | 0.0 | 0 | 0 | 0 | 0 | 0 | 0 | 0 | 0 |
| at Buf 9/27 | - | 0/0 | 0 | 0 | 0 | 0.0 | 0.0 | 0 | 0 | 0 | 0 | 0 | 0 | 0 | 0 |
| NYG 10/4 | - | 0/0 | 0 | 0 | 0 | 0.0 | 0.0 | 0 | 0 | 0 | 0 | 0 | 0 | 0 | 0 |
| at Was 10/11 | - | 0/0 | 0 | 0 | 0 | 0.0 | 0.0 | 0 | 0 | 0 | 0 | 0 | 0 | 0 | 0 |
| at SF 10/18 | - | 0/0 | 0 | 0 | 0 | 0.0 | 0.0 | 0 | 0 | 0 | 0 | 0 | 0 | 0 | 0 |
| Chi 10/26 | - | 0/0 | 0 | 0 | 0 | 0.0 | 0.0 | 0 | 0 | 0 | 0 | 0 | 0 | 0 | 0 |
| at Mia 11/1 | - | 0/0 | 0 | 0 | 0 | 0.0 | 0.0 | 0 | 0 | 0 | 0 | 0 | 0 | 0 | 0 |
| Sea 11/15 | - | 0/0 | 0 | 0 | 0 | 0.0 | 0.0 | 0 | 0 | 0 | 0 | 0 | 0 | 0 | 0 |
| at TB 11/23 | - | 0/0 | 0 | 0 | 0 | 0.0 | 0.0 | 0 | 0 | 0 | 0 | 0 | 0 | 0 | 0 |
| SF 11/29 | - | 0/0 | 0 | 0 | 0 | 0.0 | 0.0 | 0 | 0 | 0 | 0 | 0 | 0 | 0 | 0 |
| at Ari 12/6 | - | 0/0 | 0 | 0 | 0 | 0.0 | 0.0 | 0 | 0 | 0 | 0 | 0 | 0 | 0 | 0 |
| NE 12/10 | - | 0/0 | 0 | 0 | 0 | 0.0 | 0.0 | 0 | 0 | 0 | 0 | 0 | 0 | 0 | 0 |
| NYJ 12/19 | - | 0/0 | 0 | 0 | 0 | 0.0 | 0.0 | 0 | 0 | 0 | 0 | 0 | 0 | 0 | 0 |
| at Sea 12/27 | - | 0/0 | 0 | 0 | 0 | 0.0 | 0.0 | 0 | 0 | 0 | 0 | 0 | 0 | 0 | 0 |
| Ari 1/3/21 | - | 0/0 | 0 | 0 | 2 | 0.0 | 0.0 | 0 | 0 | 0 | 0 | 0 | 0 | 0 | 0 |
| **Totals** | **1-0** | **1/1** | **2** | **2** | **0** | **1.0** | **8.0** | **0** | **0** | **0** | **0** | **0** | **0** | **0** | **0** |

## 2019 Los Angeles Rams

| Game | W/L | P/S | T | S | A | Sk | Yds | Int | Yds | Lg | TD | PD | FF | FR | Yds |
|---|---|---|---|---|---|---|---|---|---|---|---|---|---|---|---|
| at Car 9/8 | W | 1/1 | 2 | 2 | 0 | 0.0 | 0.0 | 0 | 0 | 0 | 0 | 0 | 0 | 0 | 0 |
| NO 9/15 | W | 1/1 | 3 | 1 | 2 | 1.0 | 11.0 | 0 | 0 | 0 | 0 | 0 | 0 | 0 | 0 |
| at Cle 9/22 | W | 1/1 | 6 | 3 | 3 | 0.0 | 0.0 | 0 | 0 | 0 | 0 | 0 | 0 | 0 | 0 |
| TB 9/29 | L | 1/1 | 4 | 1 | 3 | 0.0 | 0.0 | 0 | 0 | 0 | 0 | 1 | 0 | 0 | 0 |
| at Sea 10/3 | L | 1/1 | 6 | 3 | 3 | 0.0 | 0.0 | 0 | 0 | 0 | 0 | 0 | 0 | 0 | 0 |
| SF 10/13 | L | 1/1 | 5 | 1 | 4 | 0.0 | 0.0 | 0 | 0 | 0 | 0 | 0 | 0 | 0 | 0 |
| at Atl 10/20 | W | 1/1 | 3 | 3 | 0 | 0.0 | 0.0 | 0 | 0 | 0 | 0 | 0 | 0 | 0 | 0 |
| Cin 10/27 | W | 1/1 | 5 | 4 | 1 | 0.5 | 4.5 | 0 | 0 | 0 | 0 | 0 | 0 | 0 | 0 |
| at Pit 11/10 | L | 1/1 | 3 | 1 | 2 | 0.0 | 0.0 | 0 | 0 | 0 | 0 | 0 | 0 | 0 | 0 |
| Chi 11/17 | W | 1/1 | 5 | 2 | 3 | 0.0 | 0.0 | 0 | 0 | 0 | 0 | 0 | 0 | 0 | 0 |
| Bal 11/25 | L | 1/1 | 8 | 4 | 4 | 1.0 | 4.0 | 0 | 0 | 0 | 0 | 0 | 0 | 0 | 0 |
| at Ari 12/1 | W | 1/1 | 2 | 1 | 1 | 0.5 | 1.0 | 0 | 0 | 0 | 0 | 0 | 0 | 0 | 0 |
| Sea 12/8 | W | 1/1 | 2 | 2 | 0 | 0.0 | 0.0 | 0 | 0 | 0 | 0 | 0 | 0 | 0 | 0 |
| at Dal 12/15 | L | 1/1 | 4 | 4 | 0 | 0.0 | 0.0 | 0 | 0 | 0 | 0 | 0 | 0 | 0 | 0 |
| at SF 12/21 | L | 1/1 | 2 | 2 | 0 | 0.0 | 0.0 | 0 | 0 | 0 | 0 | 0 | 0 | 0 | 0 |
| Ari 12/29 | W | 1/1 | 2 | 0 | 2 | 0.0 | 0.0 | 0 | 0 | 0 | 0 | 0 | 0 | 0 | 0 |
| **Totals** | **9-7** | **16/16** | **63** | **34** | **29** | **3.0** | **20.5** | **0** | **0** | **0** | **0** | **1** | **0** | **0** | **0** |

## 2018 Los Angeles Rams

| Game | W/L | P/S | T | S | A | Sk | Yds | Int | Yds | Lg | TD | PD | FF | FR | Yds |
|---|---|---|---|---|---|---|---|---|---|---|---|---|---|---|---|
| at Oak 9/10 | W | 1/1 | 5 | 4 | 1 | 1.0 | 3.0 | 0 | 0 | 0 | 0 | 0 | 0 | 0 | 0 |
| Ari 9/16 | W | 1/1 | 2 | 0 | 2 | 0.0 | 0.0 | 0 | 0 | 0 | 0 | 0 | 0 | 0 | 0 |
| LAC 9/23 | W | 1/1 | 1 | 1 | 0 | 0.0 | 0.0 | 0 | 0 | 0 | 0 | 0 | 0 | 0 | 0 |
| Min 9/27 | W | 1/1 | 3 | 1 | 2 | 0.0 | 0.0 | 0 | 0 | 0 | 0 | 0 | 0 | 0 | 0 |
| at Sea 10/7 | W | 1/1 | 4 | 1 | 3 | 0.0 | 0.0 | 0 | 0 | 0 | 0 | 0 | 0 | 0 | 0 |
| at Den10/14 | W | 1/1 | 5 | 4 | 1 | 0.0 | 0.0 | 0 | 0 | 0 | 0 | 0 | 0 | 0 | 0 |
| at SF 10/21 | W | 1/1 | 5 | 4 | 1 | 0.0 | 0.0 | 0 | 0 | 0 | 0 | 0 | 0 | 0 | 0 |
| GB 10/28 | W | 1/1 | 2 | 2 | 0 | 0.0 | 0.0 | 0 | 0 | 0 | 0 | 0 | 0 | 0 | 0 |
| at NO 11/4 | L | 1/1 | 5 | 4 | 1 | 0.0 | 0.0 | 0 | 0 | 0 | 0 | 0 | 0 | 0 | 0 |
| Sea 11/11 | W | 1/1 | 3 | 3 | 0 | 0.0 | 0.0 | 0 | 0 | 0 | 0 | 0 | 0 | 0 | 0 |
| KC 11/19 | W | 1/1 | 2 | 1 | 1 | 0.0 | 0.0 | 0 | 0 | 0 | 0 | 0 | 0 | 0 | 0 |
| at Det 12/2 | W | 1/1 | 1 | 1 | 0 | 0.0 | 0.0 | 0 | 0 | 0 | 0 | 0 | 0 | 0 | 0 |
| at Chi 12/9 | L | 1/1 | 6 | 4 | 2 | 0.0 | 0.0 | 0 | 0 | 0 | 0 | 0 | 0 | 0 | 0 |
| Phi 12/16 | L | 1/1 | 5 | 2 | 3 | 0.0 | 0.0 | 0 | 0 | 0 | 0 | 0 | 0 | 0 | 0 |
| at Ari 12/23 | W | 1/1 | 1 | 1 | 0 | 0.0 | 0.0 | 0 | 0 | 0 | 0 | 0 | 0 | 0 | 0 |
| SF 12/30 | W | 1/1 | 4 | 0 | 4 | 0.0 | 0.0 | 0 | 0 | 0 | 0 | 0 | 0 | 0 | 0 |
| **Totals** | **13-3** | **16/16** | **54** | **33** | **21** | **1.0** | **3.0** | **0** | **0** | **0** | **0** | **0** | **0** | **0** | **0** |

## 2018 Postseason

| | | | | | | | | | | | | | | | |
|---|---|---|---|---|---|---|---|---|---|---|---|---|---|---|---|
| Dal 1/12/19 * | W | 1/1 | 2 | 0 | 2 | 0.0 | 0.0 | 0 | 0 | 0 | 0 | 0 | 0 | 0 | 0 |
| at NO 1/20/19 ^ | W | 1/1 | 4 | 2 | 2 | 0.0 | 0.0 | 0 | 0 | 0 | 0 | 1 | 0 | 0 | 0 |
| NE 2/3/19 ! | L | 1/1 | 7 | 5 | 2 | 0.0 | 0.0 | 0 | 0 | 0 | 0 | 0 | 0 | 0 | 0 |
| **Totals** | **2-1** | **3/3** | **13** | **7** | **6** | **0.0** | **0.0** | **0** | **0** | **0** | **0** | **1** | **0** | **0** | **0** |

* Denotes NFC Divisional Playoff Game, ^ Denotes NFC Championship, ! Denotes Super Bowl LIII

## 2017 Los Angeles Rams

| Game | W/L | P/S | T | S | A | Sk | Yds | Int | Yds | Lg | TD | PD | FF | FR | Yds |
|---|---|---|---|---|---|---|---|---|---|---|---|---|---|---|---|
| Ind 9/10 | W | 1/1 | 6 | 3 | 3 | 0.0 | 0.0 | 0 | 0 | 0 | 0 | 0 | 0 | 0 | 0 |
| Was 9/17 | L | 1/1 | 4 | 4 | 0 | 0.0 | 0.0 | 0 | 0 | 0 | 0 | 0 | 0 | 0 | 0 |
| at SF 9/21 | W | 1/1 | 6 | 6 | 0 | 0.0 | 0.0 | 0 | 0 | 0 | 0 | 0 | 0 | 0 | 0 |
| at Dal 10/1 | W | 1/1 | 5 | 3 | 2 | 1.0 | 1.0 | 0 | 0 | 0 | 0 | 2 | 0 | 0 | 0 |
| Sea 10/8 | L | 1/1 | 4 | 2 | 2 | 0.0 | 0.0 | 0 | 0 | 0 | 0 | 0 | 0 | 0 | 0 |
| at Jax 10/15 | W | 1/1 | 5 | 4 | 1 | 1.0 | 5.0 | 0 | 0 | 0 | 0 | 0 | 0 | 0 | 0 |
| Ari 10/22 | W | 1/1 | 5 | 3 | 2 | 0.0 | 0.0 | 0 | 0 | 0 | 0 | 0 | 0 | 0 | 0 |
| at NYG 11/5 | W | 1/1 | 5 | 4 | 1 | 0.0 | 0.0 | 0 | 0 | 0 | 0 | 0 | 0 | 0 | 0 |
| Hou 11/12 | W | 1/1 | 4 | 2 | 2 | 1.0 | 3.0 | 0 | 0 | 0 | 0 | 1 | 0 | 0 | 0 |
| at Min 11/19 | L | 1/1 | 4 | 2 | 2 | 0.0 | 0.0 | 0 | 0 | 0 | 0 | 0 | 0 | 0 | 0 |
| NO 11/26 | W | 1/1 | 4 | 2 | 2 | 0.0 | 0.0 | 0 | 0 | 0 | 0 | 0 | 0 | 0 | 0 |
| at Ari 12/3 | W | 1/1 | 5 | 3 | 2 | 0.0 | 0.0 | 0 | 0 | 0 | 0 | 0 | 0 | 0 | 0 |
| Phi 12/10 | L | 1/1 | 3 | 2 | 1 | 1.0 | 7.0 | 0 | 0 | 0 | 0 | 0 | 0 | 0 | 0 |
| at Sea 12/17 | W | 1/1 | 1 | 0 | 1 | 0.5 | 2.0 | 0 | 0 | 0 | 0 | 0 | 0 | 0 | 0 |
| at Ten 12/24 | W | 1/1 | 4 | 1 | 3 | 0.0 | 0.0 | 0 | 0 | 0 | 0 | 1 | 0 | 0 | 0 |
| SF 12/31 | L | 1/0 | 0 | 0 | 0 | 0.0 | 0.0 | 0 | 0 | 0 | 0 | 0 | 0 | 0 | 0 |
| **Totals** | **11-5** | **16/15** | **65** | **41** | **24** | **4.5** | **18.0** | **0** | **0** | **0** | **0** | **4** | **0** | **0** | **0** |

## 2017 Postseason

| | | | | | | | | | | | | | | | |
|---|---|---|---|---|---|---|---|---|---|---|---|---|---|---|---|
| Atl 1/6/18* | L | 1/1 | 1 | 0 | 1 | 0.5 | 3.5 | 0 | 0 | 0 | 0 | 0 | 0 | 0 | 0 |
| **Totals** | **0-1** | **1/1** | **1** | **0** | **1** | **0.5** | **3.5** | **0** | **0** | **0** | **0** | **0** | **0** | **0** | **0** |

* Denotes NFC Wild Card Playoff Game

## 2016 Los Angeles Rams

| Game | W/L | P/S | T | S | A | Sk | Yds | Int | Yds | Lg | TD | PD | FF | FR | Yds |
|---|---|---|---|---|---|---|---|---|---|---|---|---|---|---|---|
| at SF 9/12 | L | 1/1 | 7 | 2 | 5 | 0.0 | 0.0 | 0 | 0 | 0 | 0 | 0 | 0 | 0 | 0 |
| Sea 9/18 | W | 1/1 | 2 | 1 | 1 | 0.0 | 0.0 | 0 | 0 | 0 | 0 | 0 | 0 | 0 | 0 |
| at TB 9/25 | W | 1/1 | 5 | 3 | 2 | 0.0 | 0.0 | 0 | 0 | 0 | 0 | 0 | 0 | 0 | 0 |
| at Ari 10/2 | W | 1/1 | 5 | 3 | 2 | 0.0 | 0.0 | 0 | 0 | 0 | 0 | 0 | 0 | 0 | 0 |
| Buf 10/9 | L | | | | | | | Inactive | | | | | | | |
| at Det 10/16 | L | 1/1 | 3 | 2 | 1 | 0.0 | 0.0 | 0 | 0 | 0 | 0 | 1 | 0 | 0 | 0 |
| NYG 10/23 | L | | | | | | | Inactive | | | | | | | |
| Car 11/6 | L | 1/1 | 1 | 0 | 1 | 0.0 | 0.0 | 0 | 0 | 0 | 0 | 0 | 0 | 0 | 0 |
| at NYJ 11/13 | W | 1/1 | 3 | 1 | 2 | 0.0 | 0.0 | 0 | 0 | 0 | 0 | 0 | 0 | 0 | 0 |
| Mia 11/20 | L | 1/1 | 5 | 3 | 2 | 0.0 | 0.0 | 0 | 0 | 0 | 0 | 0 | 0 | 0 | 0 |
| at NO 11/27 | L | 1/1 | 6 | 4 | 2 | 0.0 | 0.0 | 0 | 0 | 0 | 0 | 0 | 0 | 0 | 0 |
| at NE 12/4 | L | 1/1 | 6 | 5 | 1 | 0.0 | 0.0 | 0 | 0 | 0 | 0 | 1 | 0 | 0 | 0 |
| Atl 12/11 | L | 1/1 | 4 | 3 | 1 | 0.0 | 0.0 | 0 | 0 | 0 | 0 | 1 | 0 | 0 | 0 |
| at Sea 12/15 | L | 1/1 | 3 | 1 | 2 | 0.0 | 0.0 | 0 | 0 | 0 | 0 | 0 | 0 | 0 | 0 |
| SF 12/24 | L | 1/1 | 5 | 3 | 2 | 0.0 | 0.0 | 0 | 0 | 0 | 0 | 0 | 1 | 0 | 0 |
| Ari 1/1/17 | L | 1/1 | 3 | 2 | 1 | 0.0 | 0.0 | 0 | 0 | - | 0 | 0 | 0 | 0 | 0 |
| **Totals** | **4-12** | **14/14** | **58** | **33** | **25** | **0.0** | **0.0** | **0** | **0** | **0** | **0** | **3** | **1** | **0** | **0** |

## 2015 St. Louis Rams

| Game | W/L | P/S | T | S | A | Sk | Yds | Int | Yds | Lg | TD | PD | FF | FR | Yds |
|---|---|---|---|---|---|---|---|---|---|---|---|---|---|---|---|
| Sea 9/13 | W | 1/1 | 13 | 6 | 7 | 0.0 | 0.0 | 0 | 0 | 0 | 0 | 0 | 0 | 0 | 0 |
| at Was 9/20 | L | 1/1 | 9 | 6 | 3 | 0.0 | 0.0 | 0 | 0 | 0 | 0 | 0 | 0 | 0 | 0 |
| Pit 9/27 | L | 1/1 | 5 | 4 | 1 | 0.0 | 0.0 | 0 | 0 | 0 | 0 | 0 | 0 | 0 | 0 |
| at Ari 10/4 | W | 1/1 | 2 | 0 | 2 | 0.0 | 0.0 | 0 | 0 | 0 | 0 | 0 | 0 | 0 | 0 |
| at GB 10/11 | L | 1/1 | 5 | 3 | 2 | 1.0 | 3.0 | 0 | 0 | 0 | 0 | 0 | 0 | 0 | 0 |
| Cle 10/25 | W | 1/1 | 4 | 3 | 1 | 0.0 | 0.0 | 0 | 0 | 0 | 0 | 0 | 0 | 0 | 0 |
| SF 11/1 | W | 1/1 | 6 | 4 | 2 | 1.0 | 3.0 | 0 | 0 | 0 | 0 | 0 | 0 | 0 | 0 |
| at Min 11/8 | L | 1/1 | 4 | 4 | 0 | 0.0 | 0.0 | 0 | 0 | 0 | 0 | 0 | 0 | 0 | 0 |
| Chi 11/15 | L | 1/1 | 4 | 3 | 1 | 0.0 | 0.0 | 0 | 0 | 0 | 0 | 0 | 0 | 0 | 0 |
| at Bal 11/22 | L | 1/1 | 7 | 4 | 3 | 0.0 | 0.0 | 0 | 0 | 0 | 0 | 0 | 0 | 0 | 0 |
| at Cin 11/29 | L | 1/1 | 3 | 3 | 0 | 0.0 | 0.0 | 0 | 0 | 0 | 0 | 0 | 0 | 0 | 0 |
| Ari 12/6 | L | 1/1 | 3 | 0 | 3 | 0.0 | 0.0 | 0 | 0 | 0 | 0 | 0 | 0 | 0 | 0 |
| Det 12/13 | W | 1/1 | 2 | 0 | 2 | 1.0 | 8.0 | 0 | 0 | 0 | 0 | 0 | 0 | 0 | 0 |
| TB 12/17 | W | 1/1 | 3 | 2 | 1 | 0.0 | 0.0 | 0 | 0 | 0 | 0 | 0 | 0 | 0 | 0 |
| at Sea 12/27 | W | 1/1 | 3 | 1 | 2 | 0.0 | 0.0 | 0 | 0 | 0 | 0 | 0 | 0 | 0 | 0 |
| at SF 1/3/16 | L | 1/1 | 1 | 1 | 0 | 0.0 | 0.0 | 0 | 0 | 0 | 0 | 0 | 0 | 0 | 0 |
| **Totals** | **7-9** | **16/16** | **74** | **44** | **30** | **3.0** | **14.0** | **0** | **0** | **0** | **0** | **0** | **0** | **0** | **0** |

## 2014 St. Louis Rams

| Game | W/L | P/S | T | S | A | Sk | Yds | Int | Yds | Lg | TD | PD | FF | FR | Yds |
|---|---|---|---|---|---|---|---|---|---|---|---|---|---|---|---|
| Min 9/7 | L | 1/1 | 3 | 2 | 1 | 0.0 | 0.0 | 0 | 0 | 0 | 0 | 0 | 0 | 0 | 0 |
| at TB 9/14 | W | 1/1 | 1 | 0 | 1 | 0.0 | 0.0 | 0 | 0 | 0 | 0 | 0 | 0 | 0 | 0 |
| Dal 9/21 | L | 1/1 | 6 | 4 | 2 | 0.0 | 0.0 | 0 | 0 | 0 | 0 | 0 | 0 | 0 | 0 |
| Phi 10/5 | L | 1/1 | 1 | 0 | 1 | 0.0 | 0.0 | 0 | 0 | 0 | 0 | 0 | 0 | 1 | 0 |
| SF 10/13 | L | 1/1 | 4 | 3 | 1 | 0.0 | 0.0 | 0 | 0 | 0 | 0 | 0 | 0 | 0 | 0 |
| Sea 10/19 | W | 1/1 | 4 | 0 | 4 | 0.0 | 0.0 | 0 | 0 | 0 | 0 | 0 | 0 | 0 | 0 |
| at KC 10/26 | L | 1/1 | 3 | 2 | 1 | 0.0 | 0.0 | 0 | 0 | 0 | 0 | 0 | 0 | 0 | 0 |
| at SF 11/2 | W | 1/1 | 5 | 4 | 1 | 1.0 | 4.0 | 0 | 0 | 0 | 0 | 0 | 0 | 0 | 0 |
| at Ari 11/9 | L | 1/1 | 2 | 0 | 2 | 0.0 | 0.0 | 0 | 0 | 0 | 0 | 0 | 0 | 0 | 0 |
| Den 11/16 | W | 1/1 | 2 | 1 | 1 | 0.0 | 0.0 | 0 | 0 | 0 | 0 | 0 | 0 | 0 | 0 |
| at SD 11/23 | L | 1/1 | 5 | 2 | 3 | 1.0 | 4.0 | 0 | 0 | 0 | 0 | 0 | 0 | 0 | 0 |
| Oak 11/30 | W | 1/1 | 8 | 6 | 2 | 0.0 | 0.0 | 0 | 0 | 0 | 0 | 0 | 0 | 0 | 0 |
| at Was 12/7 | W | 1/1 | 2 | 0 | 2 | 0.0 | 0.0 | 0 | 0 | 0 | 0 | 0 | 0 | 0 | 0 |
| Ari 12/11 | L | 1/1 | 8 | 2 | 6 | 0.0 | 0.0 | 0 | 0 | 0 | 0 | 0 | 0 | 0 | 0 |
| NYG 12/21 | L | 1/1 | 9 | 2 | 7 | 0.0 | 0.0 | 0 | 0 | 0 | 0 | 0 | 0 | 0 | 0 |
| at Sea 12/28 | L | 1/1 | 10 | 3 | 7 | 0.0 | 0.0 | 0 | 0 | 0 | 0 | 0 | 0 | 0 | 0 |
| **Totals** | **6-10** | **16/16** | **73** | **31** | **42** | **2.0** | **8.0** | **0** | **0** | **0** | **0** | **0** | **0** | **1** | **0** |

## 2013 St. Louis Rams

| Game | W/L | P/S | T | S | A | Sk | Yds | Int | Yds | Lg | TD | PD | FF | FR | Yds |
|---|---|---|---|---|---|---|---|---|---|---|---|---|---|---|---|
| Ari 9/8 | W | 1/1 | 4 | 3 | 1 | 0.0 | 0.0 | 0 | 0 | 0 | 0 | 0 | 0 | 0 | 0 |
| at Atl 9/15 | L | 1/1 | 1 | 1 | 0 | 0.0 | 0.0 | 0 | 0 | 0 | 0 | 0 | 0 | 0 | 0 |
| at Dal 9/22 | L | 1/1 | 5 | 2 | 3 | 0.0 | 0.0 | 0 | 0 | 0 | 0 | 0 | 0 | 0 | 0 |
| SF 9/26 | L | 1/1 | 3 | 2 | 1 | 0.5 | 4.0 | 0 | 0 | 0 | 0 | 0 | 0 | 0 | 0 |
| Jax 10/6 | W | 1/1 | 4 | 2 | 2 | 1.0 | 3.0 | 0 | 0 | 0 | 0 | 0 | 1 | 0 | 0 |
| at Hou 10/13 | W | 1/1 | 7 | 7 | 0 | 2.0 | 4.0 | 0 | 0 | 0 | 0 | 0 | 0 | 0 | 0 |
| at Car 10/20 | L | 1/1 | 2 | 0 | 2 | 0.0 | 0.0 | 0 | 0 | 0 | 0 | 0 | 0 | 0 | 0 |
| Sea 10/28 | L | 1/1 | 6 | 1 | 5 | 0.0 | 0.0 | 0 | 0 | 0 | 0 | 0 | 0 | 0 | 0 |
| Ten 11/3 | L | 1/1 | 5 | 4 | 1 | 0.0 | 0.0 | 0 | 0 | 0 | 0 | 0 | 0 | 0 | 0 |
| at Ind 11/10 | W | 1/1 | 4 | 1 | 3 | 0.0 | 0.0 | 0 | 0 | 0 | 0 | 0 | 0 | 0 | 0 |
| Chi 11/24 | W | 1/1 | 2 | 1 | 1 | 0.0 | 0.0 | 0 | 0 | 0 | 0 | 0 | 1 | 0 | 0 |
| at SF 12/1 | L | 1/1 | 7 | 2 | 5 | 2.0 | 13.0 | 0 | 0 | 0 | 0 | 0 | 0 | 0 | 0 |
| at Ari 12/8 | L | 1/1 | 6 | 2 | 4 | 0.0 | 0.0 | 0 | 0 | 0 | 0 | 0 | 0 | 0 | 0 |
| NO 12/15 | W | 1/1 | 6 | 4 | 2 | 0.0 | 0.0 | 0 | 0 | 0 | 0 | 0 | 0 | 0 | 0 |
| TB 12/22 | W | 1/1 | 3 | 0 | 3 | 0.0 | 0.0 | 0 | 0 | 0 | 0 | 0 | 0 | 0 | 0 |
| at Sea 12/29 | L | 1/0 | 10 | 8 | 2 | 0.0 | 0.0 | 0 | 0 | 0 | 0 | 0 | 0 | 0 | 0 |
| **Totals** | **7-9** | **16/16** | **75** | **40** | **35** | **5.5** | **24.0** | **0** | **0** | **0** | **0** | **0** | **2** | **0** | **0** |

# Michael Brockers, Game-By-Game

## 2012 St. Louis Rams

| Game | W/L | P/S | T | S | A | Sk | Yds | Int | Yds | Lg | TD | PD | FF | FR | Yds |
|---|---|---|---|---|---|---|---|---|---|---|---|---|---|---|---|
| at Det 9/9 | L | | | | | | | Inactive | | | | | | | |
| Was 9/16 | W | | | | | | | Inactive | | | | | | | |
| at Chi 9/23 | L | | | | | | | Inactive | | | | | | | |
| Sea 9/30 | W | 1/1 | 2 | 0 | 2 | 0.0 | 0 | 0 | 0 | 0 | 0 | 0 | 0 | 0 | 0 |
| Ari 10/4 | W | 1/1 | 2 | 2 | 0 | 0.0 | 0 | 0 | 0 | 0 | 0 | 0 | 0 | 0 | 0 |
| at Mia 10/14 | L | 1/1 | 1 | 0 | 1 | 0.0 | 0 | 0 | 0 | 0 | 0 | 0 | 0 | 0 | 0 |
| GB 10/21 | L | 1/1 | 7 | 4 | 3 | 1.0 | 4 | 0 | 0 | 0 | 0 | 0 | 0 | 0 | 0 |
| NE 10/28 | L | 1/0 | 2 | 0 | 2 | 0.0 | 0 | 0 | 0 | 0 | 0 | 1 | 0 | 0 | 0 |
| at SF 11/11 | T | 1/1 | 5 | 3 | 2 | 1.5 | 8 | 0 | 0 | 0 | 0 | 0 | 0 | 0 | 0 |
| NYJ 11/18 | L | 1/1 | 6 | 4 | 2 | 0.0 | 0 | 0 | 0 | 0 | 0 | 0 | 0 | 0 | 0 |
| at Ari 11/25 | W | 1/1 | 6 | 3 | 3 | 0.0 | 0 | 0 | 0 | 0 | 0 | 0 | 0 | 0 | 0 |
| SF 12/2 | W | 1/1 | 11 | 5 | 6 | 0.0 | 0 | 0 | 0 | 0 | 0 | 0 | 0 | 0 | 0 |
| at Buf 12/9 | W | 1/1 | 6 | 5 | 1 | 1.5 | 6.5 | 0 | 0 | 0 | 0 | 0 | 1 | 0 | 0 |
| Min 12/16 | L | 1/1 | 7 | 2 | 5 | 0.0 | 0 | 0 | 0 | 0 | 0 | 0 | 0 | 0 | 0 |
| at TB 12/23 | W | 1/1 | 5 | 1 | 4 | 0.0 | 0 | 0 | 0 | 0 | 0 | 1 | 0 | 0 | 0 |
| at Sea 12/30 | L | 1/1 | 3 | 2 | 1 | 0.0 | 0 | 0 | 0 | 0 | 0 | 0 | 0 | 0 | 0 |
| **Totals** | **7-8-1** | **13/12** | **63** | **31** | **32** | **4.0** | **18.5** | **0** | **0** | **0** | **0** | **2** | **1** | **0** | **0** |



# 34 Malcolm Brown

Running Back • Texas • Cibolo, Texas

**Ht./Wt.:** 5-11/222
**NFL Exp.:** 5 (6th Rams)
**GP/GS, (Playoffs):** 55/2, (1/0)
**Birth Date:** 5/15/1993
**Acquired:** UDFA-'15

**Transactions:** Signed to the Rams active roster (12/31/15)... added to the practice squad (9/6/15), after being released (9/5/15)...originally joined the team as an undrafted free agent (5/8/15)

**Pro:** Fifth-year pro has played in 55 regular season games with two starts and played one playoff game...earned his first career start and set career-highs in every rushing category in 2019 while also playing a prominent role on special teams.

**2020 Season:** A leader of the team, returns for his sixth season with the Los Angeles Rams...**vs. Dallas (9/13):** Scored the first touchdown at SoFi Stadium...finished with two rushing touchdowns...carried the ball 18 times for 79 yards...added 3 receptions for 31 yards.

**2019 Season:** Re-signed with the Rams in the 2019 offseason as a primary backup for RB Todd Gurley II...played in 14 games and set single-season highs in rushing attempts (69), rushing yards (255) and rushing touchdowns (five)...**at Carolina (9/8):** Posted 53-yards rushing on 11 carries, the fourth-best single-game rushing total of his career...recorded his first mult-touchdown game of his career...played 21 offensive snaps (27 percent) and nine special teams plays (26 percent)...**vs. New Orleans (9/15):** Played 25 offensive snaps (36 percent)...recorded 37 rushing yards on six attempts (6.2 yards/rush)...added one reception for 10 yards...**at Cleveland (9/22):** Played 17 offensive snaps... recorded three rushing attempts for seven yards...**vs. Tampa Bay (9/29):** Carried the ball five times for 14 yards...**at Seattle (10/3):** Rushed one time three yards...played three offensive played (four percent) and 17 (55 percent) of the special teams plays...added one tackle on special teams...**vs. San Francisco (10/13):** Started at running back...rushed 11 times for 40 yards... **at Atlanta (10/20):** Declared inactive...**vs. Cincinnati (10/27):** Declared inactive...**at Pittsburgh (11/10):** Played 12 offensive snaps and 12 special teams plays...rushed the ball five times for 10 total yards...**vs. Chicago (11/17):** Carried the ball five times for 15 yards...recorded a 5-yard touchdown run, his third score of the season...**vs. Baltimore (11/25):** Rushed the ball one time for no gain...played two offensive snaps and 18 special teams plays...**at Arizona (12/1):** Rushed six times for 30 yards...played 18 offensive snaps and nine special teams plays...**vs. Seattle (12/8):** Carried the ball five times for 21 yards...posted his fourth rushing touchdown of the season, the fifth of his career...**at Dallas (12/15):** Played three offensive snaps and 17 special teams snaps...did not record any stats...**at San Francisco (12/21):** Played 14 offensive snaps (20 percent) and 21 special teams plays (60 percent)...rushed the ball once for a -1-yard total...**vs. Arizona (12/29):** Played 26 offensive snaps (32 percent) and 10 special teams plays (34 percent)...rushed the ball nine times for 26 yards and a touchdown...caught one pass for six yards.

**2018 Season:** **at Oakland (9/10):** Saw action at running back and on special teams...rushed once for five yards...caught two passes for nine yards...**vs. Arizona (9/16):** Saw action at running back and on special teams...led the team with 46 rushing yards on 12 carries...caught one pass on a successful two-point conversion...**vs. Chargers (9/23):** Saw action at running back and special teams...carried the ball five times for 42 yards (8.4 yards/ rush)...**vs. Minnesota (9/27):** Played on offense and special teams, did not record any stats...**at Seattle (10/7):** Played 14 special teams snaps...**at Denver (10/14):** Posted five rushing attempts for 24 yards...averaged 4.8 yards per rush...played 15 special teams plays...**at San Francisco (10/21):** Played on offense and special teams...led the team with a career-high 65 yards rushing...averaged 5.0 yards per carry...**vs. Green Bay (10/28):** Played on offense and special teams...recorded one rush for seven yards...**at New Orleans (11/4):** Played six offensive snaps and 10 special teams snaps...caught one pass for 18 yards and a touchdown, marked his first-career receiving touchdown... **vs. Seattle (11/11):** Appeared on offense and special teams... recorded one reception for 10 yards...**vs. Kansas City (11/19):** Played 14 offensive snaps and 15 special teams snaps...rushed four times for 15 yards...**at Detroit (12/2):** Rushed twice for a total of eight yards...**at Chicago (12/9):** Declared inactive.

**2017 Season:** Played in 11 regular season games and made one start...finished the season setting career-highs in carries (63), rushing yards (246), receptions (nine) and receiving yards (53)... **vs. Indianapolis (9/10):** Saw action on offense and special teams...recorded his first career touchdown on a three-yard rush... **at Jacksonville (10/16):** Saw action at running back and on special teams...registered 17 yards on three carries...scooped up a Jaguars' blocked punt at their eight-yard line and ran it in for a touchdown...**vs. Arizona (10/22):** Saw action at running back... rushed for 48 yards on 11 carries...made a seven-yard reception... **at New York Giants (11/5):** Saw action at running back...rushed for a career-high 57 yards on a career-high 15 carries...**at Seattle (12/17):** Saw action at running back...rushed for 45 yards on 10 carries (4.5 avg.)...**vs. San Francisco (12/31):** Made first-career start at running back...had 14 carries for 54 yards...recorded a career-long 20-yard rush...**Wild Card vs. Atlanta (1/6/18):** Saw action at running back and on special teams...recorded 14 rushing yards on two carries.

**2016 Season:** Played in all 16 games, rushed 18 times for 39 yards...finished with three special teams tackles...**at San Francisco (9/12):** Recorded one rush for five yards and one reception for eight yards...**vs. Buffalo (10/9):** Saw action on offense and special teams...helped the Rams get into opponent territory with a career-long 26-yard reception in the fourth quarter...**vs. Atlanta (12/11):** Rushed four times for 14 yards, with a 10 yard long...**at Seattle (12/15):** Hauled in one pass for 12 yards while also rushing one time.

**2015 Season:** Played in one game for the Rams.

**College:** Played at Texas for four seasons, appearing in 44 games (25 starts). In his four-year career with the Longhorns, Brown tallied 2,678 rushing yards on 630 carries (4.3 yards/rush) with 24 touchdowns. Also recorded 51 receptions resulting in 382 yards (7.5 yards/reception) and three touchdowns. As a true freshman in 2011, rushed for 742 yards and five touchdowns, earning the Big 12's Newcomer of the Year award. As a junior in 2013, Brown's 904 rushing yards and 1,099 all-purpose yards led the Longhorns. Started all 13 games at running back as a senior in 2014, was a second-team All-Big 12 selection.

**Personal:** Born in Biloxi, Miss., on May 15, 1993...Brown's father, Tommy, played collegiately at Northwest Mississippi JUCO from 1982-84...graduated from Texas with a degree in physical culture and sports in December 2014.

# Malcolm Brown, NFL Statistics

**Regular Season**

| | | | Receiving | | | | | Rushing | | | | |
|---|---|---|---|---|---|---|---|---|---|---|---|---|
| Year | Team | G/S | No. | Yards | Avg. | Long | TD | Att. | Yards | Avg. | Long | TD |
| 2015 | St. Louis Rams | 1/0 | 1 | -2 | -2.0 | -2 | 0 | 4 | 17 | 4.3 | 13 | 0 |
| 2016 | Los Angeles Rams | 16/0 | 3 | 46 | 15.3 | 26 | 0 | 18 | 39 | 2.2 | 10 | 0 |
| 2017 | Los Angeles Rams | 11/1 | 9 | 53 | 5.9 | 16 | 0 | 63 | 246 | 3.9 | 20 | 1 |
| 2018 | Los Angeles Rams | 12/0 | 5 | 52 | 10.4 | 18t | 1 | 43 | 212 | 4.9 | 19 | 0 |
| 2019 | Los Angeles Rams | 14/1 | 2 | 16 | 8.0 | 10 | 0 | 69 | 255 | 3.7 | 17 | 5 |
| 2020 | Los Angeles Rams | 1/0 | 3 | 31 | 10.3 | 18 | 0 | 18 | 79 | 4.4 | 12 | 2 |
| **Totals** | | **55/2** | **23** | **196** | **8.5** | **26** | **1** | **215** | **848** | **3.9** | **20** | **8** |

**Postseason**

| | | | Receiving | | | | | Rushing | | | | |
|---|---|---|---|---|---|---|---|---|---|---|---|---|
| Year | Team | G/S | No. | Yards | Avg. | Long | TD | Att. | Yards | Avg. | Long | TD |
| 2017 | Los Angeles Rams | 1/0 | 0 | 0 | 0.0 | 0 | 0 | 2 | 14 | 7.0 | 11 | 0 |
| **Totals** | | **1/0** | **0** | **0** | **0.0** | **0** | **0** | **2** | **14** | **7.0** | **11** | **0** |

**Additional Career Statistics:** Returned a blocked punt 8 yards for a touchdown at Jacksonville (10/15/17). Special teams tackles: 2019 (1), 2016 (3).

**Regular Season Single Game Career Highs:**
Rushes – 15, at New York Giants (11/5/17)
Rush yards – 65, at San Francisco (10/21/18)

**Postseason Single Game Career Highs:**
Rushes – 2, vs. Atlanta (1/6/18, NFC Wild Card)
Rush yards – 14, vs. Atlanta (1/6/18, NFC Wild Card)

# Malcolm Brown, Game-By-Game

### 2020 Los Angeles Rams

| | | | Receiving | | | | | Rushing | | | | |
|---|---|---|---|---|---|---|---|---|---|---|---|---|
| Game | W/L | P/S | No. | Yards | Avg. | Long | TD | Att. | Yards | Avg. | Long | TD |
| Dal 9/13 | W | 1/0 | 3 | 31 | 10.3 | 18 | 0 | 18 | 79 | 4.4 | 12 | 2 |
| at Phi 9/20 | - | 0/0 | 0 | 0 | 0.0 | 0 | 0 | 0 | 0 | 0.0 | 0 | 0 |
| at Buf 9/27 | - | 0/0 | 0 | 0 | 0.0 | 0 | 0 | 0 | 0 | 0.0 | 0 | 0 |
| NYG 10/4 | - | 0/0 | 0 | 0 | 0.0 | 0 | 0 | 0 | 0 | 0.0 | 0 | 0 |
| at Was 10/11 | - | 0/0 | 0 | 0 | 0.0 | 0 | 0 | 0 | 0 | 0.0 | 0 | 0 |
| at SF 10/18 | - | 0/0 | 0 | 0 | 0.0 | 0 | 0 | 0 | 0 | 0.0 | 0 | 0 |
| Chi 10/26 | - | 0/0 | 0 | 0 | 0.0 | 0 | 0 | 0 | 0 | 0.0 | 0 | 0 |
| at Mia 11/1 | - | 0/0 | 0 | 0 | 0.0 | 0 | 0 | 0 | 0 | 0.0 | 0 | 0 |
| Sea 11/15 | - | 0/0 | 0 | 0 | 0.0 | 0 | 0 | 0 | 0 | 0.0 | 0 | 0 |
| at TB 11/23 | - | 0/0 | 0 | 0 | 0.0 | 0 | 0 | 0 | 0 | 0.0 | 0 | 0 |
| SF 11/29 | - | 0/0 | 0 | 0 | 0.0 | 0 | 0 | 0 | 0 | 0.0 | 0 | 0 |
| at Ari 12/6 | - | 0/0 | 0 | 0 | 0.0 | 0 | 0 | 0 | 0 | 0.0 | 0 | 0 |
| NE 12/10 | - | 0/0 | 0 | 0 | 0.0 | 0 | 0 | 0 | 0 | 0.0 | 0 | 0 |
| NYJ 12/19 | - | 0/0 | 0 | 0 | 0.0 | 0 | 0 | 0 | 0 | 0.0 | 0 | 0 |
| at Sea 12/27 | - | 0/0 | 0 | 0 | 0.0 | 0 | 0 | 0 | 0 | 0.0 | 0 | 0 |
| Ari 1/3/21 | - | 0/0 | 0 | 0 | 0.0 | 0 | 0 | 0 | 0 | 0.0 | 0 | 0 |
| **Totals** | **1-0** | **1/0** | **3** | **31** | **10.3** | **18** | **0** | **18** | **79** | **4.4** | **12** | **2** |

### 2018 Los Angeles Rams

| | | | Receiving | | | | | Rushing | | | | |
|---|---|---|---|---|---|---|---|---|---|---|---|---|
| Game | W/L | P/S | No. | Yards | Avg. | Long | TD | Att. | Yards | Avg. | Long | TD |
| at Oak 9/10 | W | 1/0 | 2 | 18 | 9.0 | 9 | 0 | 1 | 5 | 5.0 | 5 | 0 |
| Ari 9/16 | W | 1/0 | 0 | 0 | 0.0 | 0 | 0 | 12 | 46 | 3.8 | 19 | 0 |
| LAC 9/23 | W | 1/0 | 0 | 0 | 0.0 | 0 | 0 | 5 | 42 | 8.4 | 14 | 0 |
| Min 9/27 | W | 1/0 | 0 | 0 | 0.0 | 0 | 0 | 0 | 0 | 0.0 | 0 | 0 |
| at Sea 10/7 | W | 1/0 | 0 | 0 | 0.0 | 0 | 0 | 0 | 0 | 0.0 | 0 | 0 |
| at Den 10/14 | W | 1/0 | 0 | 0 | 0.0 | 0 | 0 | 5 | 24 | 4.8 | 9 | 0 |
| at SF 10/21 | W | 1/0 | 1 | 6 | 6.0 | 0 | 0 | 13 | 65 | 5.0 | 10 | 0 |
| GB 10/28 | W | 1/0 | 0 | 0 | 0.0 | 0 | 0 | 1 | 7 | 7.0 | 7 | 0 |
| at NO 11/4 | L | 1/0 | 1 | 18 | 18.0 | 18t | 1 | 0 | 0 | 0.0 | 0 | 0 |
| Sea 11/11 | W | 1/0 | 1 | 10 | 10.0 | 10 | 0 | 0 | 0 | 0.0 | 0 | 0 |
| KC 11/19 | W | 1/0 | 0 | 0 | 0.0 | 0 | 0 | 4 | 15 | 3.8 | 8 | 0 |
| at Det 12/2 | W | 1/0 | 0 | 0 | 0.0 | 0 | 0 | 2 | 8 | 4.0 | 7 | 0 |
| at Chi 12/9 | L | | | | | Inactive | | | | | | |
| Phi 12/16 | | | | | | | | | | | | |
| at Ari 12/23 | | | | | | | | | | | | |
| SF 12/30 | | | | | | | | | | | | |
| **Totals** | **11-2** | **12/0** | **5** | **52** | **10.4** | **18t** | **1** | **43** | **212** | **4.9** | **19** | **0** |

### 2016 Los Angeles Rams

| | | | Receiving | | | | | Rushing | | | | |
|---|---|---|---|---|---|---|---|---|---|---|---|---|
| Game | W/L | P/S | No. | Yards | Avg. | Long | TD | Att. | Yards | Avg. | Long | TD |
| at SF 9/12 | L | 1/0 | 1 | 8 | 8.0 | 8 | 0 | 1 | 5 | 5.0 | 5 | 0 |
| Sea 9/18 | W | 1/0 | 0 | 0 | 0.0 | 0 | 0 | 0 | 0 | 0.0 | 0 | 0 |
| at TB 9/25 | W | 1/0 | 0 | 0 | 0.0 | 0 | 0 | 0 | 0 | 0.0 | 0 | 0 |
| at Ari 10/2 | W | 1/0 | 0 | 0 | 0.0 | 0 | 0 | 0 | 0 | 0.0 | 0 | 0 |
| Buf 10/9 | L | 1/0 | 1 | 26 | 26.0 | 26 | 0 | 2 | 2 | 1.0 | 2 | 0 |
| at Det 10/16 | L | 1/0 | 0 | 0 | 0.0 | 0 | 0 | 0 | 0 | 0.0 | 0 | 0 |
| NYG 10/23 | L | 1/0 | 0 | 0 | 0.0 | 0 | 0 | 0 | 0 | 0.0 | 0 | 0 |
| Car 11/6 | L | 1/0 | 0 | 0 | 0.0 | 0 | 0 | 1 | 0 | 0.0 | 0 | 0 |
| at NYJ 11/13 | W | 1/0 | 0 | 0 | 0.0 | 0 | 0 | 0 | 0 | 0.0 | 0 | 0 |
| Mia 11/20 | L | 1/0 | 0 | 0 | 0.0 | 0 | 0 | 0 | 0 | 0.0 | 0 | 0 |
| at NO 11/27 | L | 1/0 | 0 | 0 | 0.0 | 0 | 0 | 3 | 9 | 3.0 | 4 | 0 |
| at NE 12/4 | L | 1/0 | 0 | 0 | 0.0 | 0 | 0 | 0 | 0 | 0.0 | 0 | 0 |
| Atl 12/11 | L | 1/0 | 0 | 0 | 0.0 | 0 | 0 | 4 | 14 | 3.5 | 10 | 0 |
| at Sea 12/15 | L | 1/0 | 1 | 12 | 12.0 | 12 | 0 | 1 | -4 | -4.0 | -4 | 0 |
| SF 12/24 | L | 1/0 | 0 | 0 | 0.0 | 0 | 0 | 1 | 2 | 2.0 | 2 | 0 |
| Ari 1/1/17 | L | 1/0 | 0 | 0 | 0.0 | 0 | 0 | 5 | 11 | 2.2 | 4 | 0 |
| **Totals** | **4-12** | **16/0** | **3** | **46** | **15.3** | **26** | **0** | **18** | **39** | **2.2** | **10** | **0** |

### 2019 Los Angeles Rams

| | | | Receiving | | | | | Rushing | | | | |
|---|---|---|---|---|---|---|---|---|---|---|---|---|
| Game | W/L | P/S | No. | Yards | Avg. | Long | TD | Att. | Yards | Avg. | Long | TD |
| at Car 9/8 | W | 1/0 | 0 | 0 | 0.0 | 0 | 0 | 11 | 53 | 4.8 | 17 | 2 |
| NO 9/15 | W | 1/0 | 1 | 10 | 10.0 | 10 | 0 | 6 | 37 | 6.2 | 13 | 0 |
| at Cle 9/22 | W | 1/0 | 0 | 0 | 0.0 | 0 | 0 | 3 | 7 | 2.3 | 4 | 0 |
| TB 9/29 | L | 1/0 | 0 | 0 | 0.0 | 0 | 0 | 5 | 14 | 2.8 | 6 | 0 |
| at Sea 10/3 | L | 1/0 | 0 | 0 | 0.0 | 0 | 0 | 1 | 3 | 3.0 | 3 | 0 |
| SF 10/13 | L | 1/1 | 0 | 0 | 0.0 | 0 | 0 | 11 | 40 | 3.6 | 10 | 0 |
| at Atl 10/20 | W | | | | | Inactive | | | | | | |
| Cin 10/27 | W | | | | | Inactive | | | | | | |
| at Pit 11/10 | L | 1/0 | 0 | 0 | 0.0 | 0 | 0 | 5 | 10 | 2.0 | 5 | 0 |
| Chi 11/17 | W | 1/0 | 0 | 0 | 0.0 | 0 | 0 | 5 | 15 | 3.0 | 6 | 1 |
| Bal 11/25 | L | 1/0 | 0 | 0 | 0.0 | 0 | 0 | 1 | 0 | 0.0 | 0 | 0 |
| at Ari 12/1 | W | 1/0 | 0 | 0 | 0.0 | 0 | 0 | 6 | 30 | 5.0 | 12 | 0 |
| Sea 12/8 | W | 1/0 | 0 | 0 | 0.0 | 0 | 0 | 5 | 21 | 4.2 | 17 | 1 |
| at Dal 12/15 | L | 1/0 | 0 | 0 | 0.0 | 0 | 0 | 0 | 0 | 0 | 0 | 0 |
| at SF 12/21 | L | 1/0 | 0 | 0 | 0.0 | 0 | 0 | 1 | -1 | -1.0 | -1 | 0 |
| Ari 12/29 | W | 1/0 | 1 | 6 | 6.0 | 0 | 0 | 9 | 26 | 2.9 | 15 | 1 |
| **Totals** | **8-7** | **13/1** | **2** | **16** | **8.0** | **10** | **0** | **69** | **255** | **3.7** | **17** | **5** |

### 2017 Los Angeles Rams

| | | | Receiving | | | | | Rushing | | | | |
|---|---|---|---|---|---|---|---|---|---|---|---|---|
| Game | W/L | P/S | No. | Yards | Avg. | Long | TD | Att. | Yards | Avg. | Long | TD |
| Ind 9/10 | W | 1/0 | 0 | 0 | 0.0 | 0 | 0 | 7 | 16 | 2.3 | 5 | 1 |
| Was 9/17 | L | 1/0 | 1 | -4 | -4.0 | -4 | 0 | 0 | 0 | 0.0 | 0 | 0 |
| at SF 9/21 | W | | | | | Inactive | | | | | | |
| at Dal 10/1 | W | 1/0 | 1 | 14 | 14.0 | 14 | 0 | 1 | 0 | 0.0 | 0 | 0 |
| Sea 10/8 | L | 1/0 | 2 | 29 | 14.5 | 16 | 0 | 0 | 0 | 0.0 | 0 | 0 |
| at Jax 10/15 | W | 1/0 | 0 | 0 | 0.0 | 0 | 0 | 3 | 17 | 5.7 | 8 | 0 |
| Ari 10/22 | W | 1/0 | 1 | 7 | 7.0 | 7 | 0 | 11 | 48 | 4.4 | 11 | 0 |
| at NYG 11/5 | W | 1/0 | 0 | 0 | 0.0 | 0 | 0 | 15 | 57 | 3.8 | 16 | 0 |
| Hou 11/12 | W | | | | | Inactive | | | | | | |
| at Min 11/19 | L | | | | | Inactive | | | | | | |
| NO 11/26 | W | | | | | Inactive | | | | | | |
| at Ari 12/3 | W | | | | | Inactive | | | | | | |
| Phi 12/10 | L | 1/0 | 0 | 0 | 0.0 | 0 | 0 | 1 | 5 | 5.0 | 5 | 0 |
| at Sea 12/17 | W | 1/0 | 0 | 0 | 0.0 | 0 | 0 | 10 | 45 | 4.5 | 14 | 0 |
| at Ten 12/24 | W | 1/0 | 0 | 0 | 0.0 | 0 | 0 | 1 | 4 | 4.0 | 4 | 0 |
| SF 12/3 | L | 1/1 | 4 | 7 | 1.8 | 5 | 0 | 14 | 54 | 3.9 | 20 | 0 |
| **Totals** | **11-5** | **11/1** | **9** | **53** | **5.9** | **16** | **0** | **63** | **246** | **3.9** | **20** | **1** |
| **2017 Postseason** | | | | | | | | | | | | |
| ATL 1/6/18 | L | 1/0 | 0 | 0 | 0.0 | 0 | 0 | 2 | 14 | 7.0 | 11 | 0 |
| **Totals** | **0-1** | **1/0** | **0** | **0** | **0.0** | **0** | **0** | **2** | **14** | **7.0** | **11** | **0** |



# 26 Terrell Burgess

**Safety • Utah • San Marcos, Calif.**

**Ht./Wt.:** 5-11/202
**NFL Exp.:** Rookie
**GP/GS, (Playoffs):** 1/0, (0/0)
**Birth Date:** 11/12/1998
**Acquired:** D3B-'20 (No. 104 Overall)

**TRANSACTIONS:** Selected by the Rams in the third round (104th overall) of the 2020 NFL Draft (4/24/20).

**2020 Season:** Made his NFL debut at SoFi Stadium in a Week 1 win over the Cowboys...**vs. Dallas (9/13):** Played 17 special teams snaps.

**COLLEGE:** In 2019, Burgess started all 14 games at strong safety at Utah...finished third on the team and led the defensive backs with 81 tackles, including 7.5 TFL and 0.5 sack...ranked second on the team with two fumble recoveries, which was tied for fourth in the Pac-12…added six passes defended and one interception... recorded a career-high 12 tackles with a pass defensed vs. Oregon in the Pac-12 Championship...tallied nine tackles (1.5 TFL, 0.5 sacks) with a fumble recovery vs. UCLA... recorded his first career interception against USC and finished with four tackles...as a junior in 2018, played in all 14 games… earned second-team Pac-12 All-Academic honors…saw action on defense in nine games, earning two starts...finished the season with 16 tackles (0.5 TFL) and three passes defensed...posted five tackles and a pass breakup against Arizona…blocked a field goal against Weber State...in 2017 as a sophomore, earned first-team Pac-12 All-Academic honors...played in all 13 games on special teams and appeared in four games on defense, with one start...tallied 18 tackles (1.0 TFL) on the season...in 2016 as a freshman, he played in four games, with three with appearances on defense…played both ways early in the season and had one reception for seven yards against Southern Utah...posted two kick returns for 27 yards, both against BYU.

**PERSONAL:** All-CIF San Diego Section first-team wide receiver as a senior and second-team defensive back as a junior at San Marcos High School…no. 6 cornerback in California by Scout.com… recorded eight career interceptions and 90 career tackles…73 career receptions for 1,288 yards and 17 touchdowns…also ran track…personal-best time of 11.14 in the 100 and 22.31 in the 200 meters…son of Tyrone and Ingrid Burgess…has four siblings… brother Isiah Hennie was a two-time honorable mention All-Big Sky wide receiver at Sacramento State (2014-17)…kinesiology major received his degree in December 2019.

## Terrell Burgess, NFL Statistics

**Regular Season**

| | | | Tackles | | | | | Interceptions | | | | Fumbles | | |
|---|---|---|---|---|---|---|---|---|---|---|---|---|---|---|
| Year | Team | G/S | Total | Solo | Asst. | Sacks | Yards | Int. | Yards | Long | TD | PD | FF | FR | Yards |
| 2020 | Los Angeles Rams | 1/0 | 0 | 0 | 0 | 0.0 | 0.0 | 0 | 0 | 0 | 0 | 0 | 0 | 0 | 0 |
| **Totals** | | **1/0** | **0** | **0** | **0** | **0.0** | **0.0** | **0** | **0** | **0** | **0** | **0** | **0** | **0** | **0** |

## Terrell Burgess, Game-By-Game

**2020 Los Angeles Rams**

| Game | W/L | P/S | T | S | A | Sk | Yds | Int | Yds | Lg | TD | PD | FF | FR | Yds |
|---|---|---|---|---|---|---|---|---|---|---|---|---|---|---|---|
| Dal 9/13 | W | 1/0 | 0 | 0 | 0 | 0.0 | 0.0 | 0 | 0 | 0 | 0 | 0 | 0 | 0 | 0 |
| at Phi 9/20 | - | 0/0 | 0 | 0 | 0 | 0.0 | 0.0 | 0 | 0 | 0 | 0 | 0 | 0 | 0 | 0 |
| at Buf 9/27 | - | 0/0 | 0 | 0 | 0 | 0.0 | 0.0 | 0 | 0 | 0 | 0 | 0 | 0 | 0 | 0 |
| NYG 10/4 | - | 0/0 | 0 | 0 | 0 | 0.0 | 0.0 | 0 | 0 | 0 | 0 | 0 | 0 | 0 | 0 |
| at Was 10/11 | - | 0/0 | 0 | 0 | 0 | 0.0 | 0.0 | 0 | 0 | 0 | 0 | 0 | 0 | 0 | 0 |
| at SF 10/18 | - | 0/0 | 0 | 0 | 0 | 0.0 | 0.0 | 0 | 0 | 0 | 0 | 0 | 0 | 0 | 0 |
| Chi 10/26 | - | 0/0 | 0 | 0 | 0 | 0.0 | 0.0 | 0 | 0 | 0 | 0 | 0 | 0 | 0 | 0 |
| at Mia 11/1 | - | 0/0 | 0 | 0 | 0 | 0.0 | 0.0 | 0 | 0 | 0 | 0 | 0 | 0 | 0 | 0 |
| Sea 11/15 | - | 0/0 | 0 | 0 | 0 | 0.0 | 0.0 | 0 | 0 | 0 | 0 | 0 | 0 | 0 | 0 |
| at TB 11/23 | - | 0/0 | 0 | 0 | 0 | 0.0 | 0.0 | 0 | 0 | 0 | 0 | 0 | 0 | 0 | 0 |
| SF 11/29 | - | 0/0 | 0 | 0 | 0 | 0.0 | 0.0 | 0 | 0 | 0 | 0 | 0 | 0 | 0 | 0 |
| at Ari 12/6 | - | 0/0 | 0 | 0 | 0 | 0.0 | 0.0 | 0 | 0 | 0 | 0 | 0 | 0 | 0 | 0 |
| NE 12/10 | - | 0/0 | 0 | 0 | 0 | 0.0 | 0.0 | 0 | 0 | 0 | 0 | 0 | 0 | 0 | 0 |
| NYJ 12/19 | - | 0/0 | 0 | 0 | 0 | 0.0 | 0.0 | 0 | 0 | 0 | 0 | 0 | 0 | 0 | 0 |
| at Sea 12/27 | - | 0/0 | 0 | 0 | 0 | 0.0 | 0.0 | 0 | 0 | 0 | 0 | 0 | 0 | 0 | 0 |
| Ari 1/3/21 | - | 0/0 | 0 | 0 | 2 | 0.0 | 0.0 | 0 | 0 | 0 | 0 | 0 | 0 | 0 | 0 |
| **Totals** | **1-0** | **0/0** | **0** | **0** | **0** | **0.0** | **0.0** | **0** | **0** | **0** | **0** | **0** | **0** | **0** | **0** |



# 30 Raymond Calais

**Running Back • Louisiana-Lafayette • Breaux Bridge, La.**

**Ht./Wt.:** 5-8/188
**NFL Exp.:** Rookie
**GP/GS, (Playoffs):** 0/0, (0/0)
**Birth Date:** 4/2/1998
**Acquired:** W (TB)-'20

**TRANSACTIONS:** Claimed by the Rams via waivers from Denver (9/7/20).

**2020 Season: vs. Dallas (9/13):** Declared inactive.

**COLLEGE:** Played in 49 career games at Louisiana (2016-19), rushing 236 times for 1,845 yards (7.8 avg.) with 15 touchdowns, while catching 17 passes for 145 yards and one touchdown. Also returned 99 kickoffs for 2,493 yards and two touchdowns...In 2019, played in 14 games, with seven starts, as a senior, earning first-team All-Sun Belt honors as a return specialist, while earning third-team all-conference honors as a running back and as an all-purpose player. Rushed 117 times for 886 yards (7.6 avg.) and six touchdowns, while catching 10 passes for 67 yards. Also returned 19 kickoffs for 541 yards (28.5 avg.)...In 2018, as a junior, played in all 14 games, earning All-Sun Belt Honorable mention honors, rushing 81 times for 754 yards (9.3 avg.), with seven touchdowns. Also returned 35 kickoffs for 908 yards....In 2017, served primarily as a kick returner as a sophomore (201n7), returning 30 kickoffs for 715 yards with two touchdowns. Two touchdown returns were tied for the fifth-most in the NCAA. Also rushed for 88 yards on 15 attempts...In 2016 as a freshman, played in nine games, gaining 446 all-purpose yards (117 rushing yards, 329 kick return yards).

**PERSONAL:** Attended Cecilia High School (Breaux Bridge, Louisiana)...named to Class 4A All-State Offensive MVP and the Gatorade Louisiana Boys Track & Field Athlete of the Year as a senior...won two individual titles and anchored two winning relay quartets at the Class 4A state meet, while also winning the 100 and 200 meter dashes at the district championships. Named the state's Outstanding Track Performer by the Louisiana Sports Writers Association.

## Raymond Calais, NFL Statistics

| | | | Regular Season | | | | | | | | | |
|---|---|---|---|---|---|---|---|---|---|---|---|---|
| | | | Receiving | | | | | Rushing | | | | |
| Year | Team | Games | No. | Yards | Avg. | Long | TD | Att. | Yards | Avg. | Long | TD |
| 2020 | Los Angeles Rams | 0 | 0 | 0 | 0.0 | 0 | 0 | 0 | 0 | 0.0 | 0 | 0 |
| **Totals** | | **0** | **0** | **0** | **0.0** | **0** | **0** | **0** | **0** | **0.0** | **0** | **0** |

## Raymond Calais, Game-By-Game

**2020 Los Angeles Rams**

| | | | Rushing | | | | | Receiving | | | | |
|---|---|---|---|---|---|---|---|---|---|---|---|---|
| Game | W/L | P/S | No. | Yards | Avg. | Long | TD | Att. | Yards | Avg. | Long | TD |
| Dal 9/13 | W | | | | | | Inactive | | | | | |
| at Phi 9/20 | - | 0/0 | 0 | 0 | 0.0 | 0 | 0 | 0 | 0 | 0.0 | 0 | 0 |
| at Buf 9/27 | - | 0/0 | 0 | 0 | 0.0 | 0 | 0 | 0 | 0 | 0.0 | 0 | 0 |
| NYG 10/4 | - | 0/0 | 0 | 0 | 0.0 | 0 | 0 | 0 | 0 | 0.0 | 0 | 0 |
| at Was 10/11 | - | 0/0 | 0 | 0 | 0.0 | 0 | 0 | 0 | 0 | 0.0 | 0 | 0 |
| at SF 10/18 | - | 0/0 | 0 | 0 | 0.0 | 0 | 0 | 0 | 0 | 0.0 | 0 | 0 |
| Chi 10/26 | - | 0/0 | 0 | 0 | 0.0 | 0 | 0 | 0 | 0 | 0.0 | 0 | 0 |
| at Mia 11/1 | - | 0/0 | 0 | 0 | 0.0 | 0 | 0 | 0 | 0 | 0.0 | 0 | 0 |
| Sea 11/15 | - | 0/0 | 0 | 0 | 0.0 | 0 | 0 | 0 | 0 | 0.0 | 0 | 0 |
| at TB 11/23 | - | 0/0 | 0 | 0 | 0.0 | 0 | 0 | 0 | 0 | 0.0 | 0 | 0 |
| SF 11/29 | - | 0/0 | 0 | 0 | 0.0 | 0 | 0 | 0 | 0 | 0.0 | 0 | 0 |
| at Ari 12/6 | - | 0/0 | 0 | 0 | 0.0 | 0 | 0 | 0 | 0 | 0.0 | 0 | 0 |
| NE 12/10 | - | 0/0 | 0 | 0 | 0.0 | 0 | 0 | 0 | 0 | 0.0 | 0 | 0 |
| NYJ 12/19 | - | 0/0 | 0 | 0 | 0.0 | 0 | 0 | 0 | 0 | 0.0 | 0 | 0 |
| at Sea 12/27 | - | 0/0 | 0 | 0 | 0.0 | 0 | 0 | 0 | 0 | 0.0 | 0 | 0 |
| Ari 1/3/21 | - | 0/0 | 0 | 0 | 0.0 | 0 | 0 | 0 | 0 | 0.0 | 0 | 0 |
| **Totals** | **1-0** | **0/0** | **0** | **0** | **0.0** | **0** | **0** | **0** | **0** | **0.0** | **0** | **0** |



# 63 Austin Corbett

Offensive Line • Nevada • Sparks, Nev.

**Ht./Wt.:** 6-4/306
**NFL Exp.:** 3 (2nd Rams)
**GP/GS, (Playoffs):** 23/9, (0/0)
**Birth Date:** 9/5/1995
**Acquired:** T(CLE)-'19

**Transactions:** Traded to the Rams (10/15/19)...selected by the Cleveland Browns in the second round (No. 33 overall) of the 2018 NFL Draft.

**Pro:** Originally drafted by the Cleveland Browns in the 2018 NFL Draft...appeared in 23 games in his NFL career with nine starts... played 11 games with one start for the Browns in 2018 as a rookie...made Rams debut at Pittsburgh (11/10)...made first start for L.A. in a win over Chicago (11/17).

**2020 Season:** Enters his second season with the Rams after joining during the 2019 campaign via trade...**vs. Dallas (9/13):** Started at right guard...helped pave the way for the Rams to post 153 rushing yards in the game...provided time of QB Jared Goff to complete passes to eight different receivers, while absorbing only 1.0 sack.

**2019 Season:** Played in 11 games with seven starts in his second NFL season...appeared in the Browns' Week 3-6 games as a reserve offensive lineman...played in eight games with seven starts for the Rams after joining the team in mid-October... **at Atlanta (10/20):** Declared inactive in his first game with the Rams organization...**vs. Cincinnati (10/27):** Declared inactive... **at Pittsburgh (11/10):** Made Rams debut...played 64 offensive snaps at left guard...**vs. Chicago (11/17):** Started at left guard... helped prevent QB Jared Goff from being sacked, the third time in the last four games Goff hasn't been sacked...**vs. Baltimore (11/25):** Earned his second start for the Rams at left guard... played all 54 offensive snaps...**at Arizona (12/1):** Started at left guard...provided time for QB Jared Goff to throw for 424 yards, while plowing the way for the Rams to rush for 132 yards on the day...**vs. Seattle (12/8):** Started at left guard...helped provide time for QB Jared Goff to throw for 293 yards and two touchdowns without absorbing a sack....marked the fifth game this season Goff was not sacked...**at Dallas (12/15):** Started at left guard...played all 73 offensive snaps and one special teams play...**at San Francisco (12/21):** Started at left guard...prevented QB Jared Goff from absorbing a sack for the sixth game this season, the most no-sack games in a single-season in franchise history...**vs. Arizona (12/29):** Started at left guard...provided time for QB Jared Goff to throw for 319 yards and three touchdowns... played all 82 offensive snaps.

**2018 Season:** Played in 11 games with one start...**at New Orleans (9/16):** In NFL debut, contributed as extra OL and on FG protect...**vs. Baltimore (10/7):** During 12-9 OT division win, started first NFL game as extra OL in jumbo set...contributed on FG protect...**at Cincinnati (11/25):** During 35-20 division victory on road, contributed as extra OL in jumbo sets and on FG protect...helped Browns go back-to-back weeks with zero sacks allowed for first time since 2007.

**College:** Started 49-of-50 career games at Nevada...finished his career with 48 consecutive starts...started all 12 games in 2017 as a senior...didn't allow a sack in conference play...named to the All-Mountain West first team by the conference coaches...earned a spot in the Reese's Senior Bowl...named to the All-Mountain West first team by Phil Steele Magazine...was a semifinalist for the Burlsworth Trophy...earned All-Mountain West academic honors...started all 12 games as a junior in 2016...earned second team All-Mountain West honors for the first time in his career and was named second team All-MW by Phil Steele...as a sophomore in 2015, started in all 12 contests and earned All-Mountain West honorable mention honors...started 11 games as a redshirt freshman in 2014...redshirted in 2013...earned his degree in public health in May 2017.

**Personal:** Given name is Austin Christopher Walton Corbett... native of Sparks, Nev...son of Theron and Melissa Corbett... married to former Nevada volleyball player, Madison Morell... brother, Garrett, played football at San Diego State...has a younger sister, Krystina...attended Reed High School (Sparks, Nev.)...was a member of two regional championship teams in 2012 and 2013...named first team All-Region and All-State in 2012...lettered in wrestling, basketball and track and field...earned first team All-State in shot put in 2013...was a member of the National Honor Society and freshman mentor council.

**Corbett's Career Games/Starts:**

| Year | Teams | GP/GS |
|---|---|---|
| 2020 | Los Angeles Rams | 1/1 |
| 2019 | Los Angeles Rams | 8/7 |
| 2019 | Cleveland Browns | 3/0 |
| 2018 | Cleveland Browns | 11/1 |
| **Totals** | | **23/9** |



# 99 Aaron Donald

**Defensive Line • Pittsburgh • Pittsburgh, Pa.**

**Ht./Wt.:** 6-1/280
**NFL Exp.:** 7 (7th Rams)
**GP/GS, (Playoffs):** 95/91, (4/4)
**Birth Date:** 5/23/1991
**Acquired:** D1B-'14 (No. 13 Overall)

**Transactions:** Selected by the Rams in the first round (13th overall) of the 2014 NFL Draft (5/8/14).



Donald was named the 2017 and 2018 DPOY

**Pro:** Earned All-Pro and PFWA All-NFL Team honors in 2015, '16, '17, '18 and '19...started 91-of-95 career games on the defensive line...became the first Rams defender to be named Associated Press Defensive Player of the Year following the 2017 season... was the fastest Ram to reach 60.0 sacks, achieving the feat in only 81 games played...became only the third player in NFL history to be named back-to-back defensive player of the year after earning the award following the 2018 season... collected 382 career tackles (255 solo), with 73.0 sacks and 15 forced fumbles... recipient of the club's Daniel F. Reeves Memorial Award as the Rams' Most Valuable Player in 2016, 2017, 2018 and 2019... named to six-consecutive Pro Bowls in his first six seasons (2015-2019)...became the third Rams defensive tackle to be selected to three or more consecutive Pro Bowls...turned in one of the best defensive seasons in NFL history in 2018, finishing with 20.5 sacks, the most ever by a defensive tackle...in 2017, led the Rams with 11.0 sacks, 27 quarterbacks hits and five forced fumbles...in 2016, led the Rams with 8.0 sacks and finished second among Rams defensive linemen with 62 tackles...in 2015, notched 11.0 sacks which led the NFL at the defensive tackle position...also had a team-high 49 quarterback pressures and 29 hits on the quarterback...in 2014, posted 9.0 sacks, which led all rookies and are the most ever by a Rams' rookie...was first Rams rookie selected to the Pro Bowl since RB Jerome Bettis in 1993... also named PFWA Defensive Rookie of the Year...established a single-season franchise-record 20.5 sacks during the 2018 season....Donald joins Reggie White, Derrick Thomas, and DeMarcus Ware as the only four NFL players to record at least 8.0 sacks in each of their first six seasons in the league.



Donald earned NFL All-Pro Honors in '15, '16, '17 & '18

**2020 Season:** A leader of the team, returns for his seventh season with the Los Angeles Rams...**vs. Dallas (9/13):** Started on the defensive line...recorded four tackles (one solo) and posted his first sack of the season.

**2019 Season:** Started and played all 16 games...voted First-Team All-Pro by the Associated press...started his 75th career game in a Week 1 contest at Carolina...played his 80th career game Week 2 vs. New Orleans...recorded his 60th career sack in week 3 at Cleveland, his first of the season...**at Carolina (9/8):** Started at defensive tackle...played 56 defensive snaps (84 percent)...recorded one solo tackle and one quarterback hit...**vs. New Orleans (9/15):** Started at defensive tackle...recorded one solo tackle, a tackle for loss...added one QB hit, knocking Saints QB Drew Brees out of the game in the first quarter...**at Cleveland (9/22):** Started at defensive tackle...finished fifth on the team with four tackles (three solo)...posted his first sack of the 2019 season...added two tackles for loss and one quarterback hit...**vs. Tampa Bay (9/29):** Started at defensive tackle...posted four total tackles (one solo), including one tackle for loss...**at Seattle (10/3):** Started at defensive tackle...posted three tackles (two solo)... added one tackle for loss and one QB hit...**vs. San Francisco (10/13):** Started at defensive tackle...registered 2.0 sacks, his first multi-sack game of the season, the 15th of his career... finished with seven tackles (four solo)....added three tackles for loss...forced one fumble...**at Atlanta (10/20):** Started at defensive tackle...recorded two solo tackles...posted 1.0 sack, bringing his season total to 4.0...forced and recovered one fumble... **vs. Cincinnati (10/27):** Started at defensive tackle...recorded three solo tackles...posted 1.0 sack, bringing his season total to 5.0...**at Pittsburgh (11/10):** Started at defensive end...recorded six tackles (four solo)...posted 1.0 sack, a safety...marked his fourth-straight game with at least 1.0 sack...**vs. Chicago (11/17):** Started at defensve tackle...recorded four tackles (three solo)... added 2.0 sacks, the fifth-straight game with a sack...tallied one pass defensed...**vs. Baltimore (11/25):** Started at defensive tackle...recorded one assisted tackle..**at Arizona (12/1):** Started at defensive tackle...posted two tackles (one solo)...added 1.5 sacks...**vs. Seattle (12/8):** Started at defensive tackle...registered two tackles (one solo)...added one pass defensed...recorded 1.5 sacks, bringing his season total to 11.0...**at Dallas (12/15):** Started at defensive tackle...posted three tackles (one solo) including one tackle for loss...**at San Francisco (12/21):** Started at defensive tackle...recorded three tackles (one solo)...added 1.5 sacks...**vs. Arizona (12/29):** Started at defensive tackle... recorded two tackles (one solo).







**2018 Season:** Earned fifth-consecutive Pro Bowl berth... named AP DPOY for the second-consecutive season...was the only player unanimously voted as an AP First Team All-Pro... started all 16 games at defensive tackle...finished with a league-leading, franchise-best and career-best 20.5 sacks...broke the league record for most defensive sack yards in a season with 183.5 yards...led the team with 41 quarterback hits...tallied 59 tackles (41 solo) and 25 tackles for loss...earned team MVP voted on by his teammates...was named DPOW in Week 7 and Week

16 and DPOM in October...**vs. Arizona (9/16):** Recorded four tackles (one solo)...**vs. Chargers (9/23):** Started and recorded two tackles (one solo)...**vs. Minnesota (9/27):** Started and posted his first sacks of the 2018 season, his eighth-career multi-sack game...added five tackles (three solo) and four QB hits...**at Seattle (10/7):** Started and recorded two total tackles (one solo)...posted his third sack of the season, the 42nd of his career, Donald passed Grant Wistrom (41.5) for seventh place on the Rams all-time sacks list....the sack resulted in a seven-yard loss...**at Denver (10/14):** Started at defensive tackle...recorded sack number 4.0 on the season...added three tackles (two solo)... recorded two quarterback hits...**at San Francisco (10/21):** Started at defensive tackle...recorded a career-high 4.0 sacks resulting in 29 yards lost....finished with nine tackles (eight solo)...added six tackles for loss...five QB hits...forced and recovered one fumble...**vs. Green Bay (10/28):** Started at defensive tackle... recorded three total tackles (two solo)...tallied 2.0 sacks resulting in 12 yards lost...hit Packers QB Aaron Rodgers four times...fifth-straight game with at least 1.0 sack...matched a career-best five-game sack streak...**at New Orleans (11/4):** Started at defensive tackle...recorded one solo tackle, a tackle for loss...posted four hits on Saints QB Drew Brees...added one pass defensed... recovered one fumble...**vs. Seattle (11/11):** Finished with four tackles (three solo)...posted his fourth multi-sack game, finishing with 2.5 sacks...established a new career-best 12.5 sacks in only 10 games...passed former DT D'Marco Farr (11.5 in 1995) for the most sacks by a Rams DT in a single season...**vs. Kansas City (11/19):** Recorded four total tackles (two solo) and 2.0 sacks increasing his season total to 14.5...both sacks were strip-sacks of Chiefs QB Patrick Mahomes...**at Detroit (12/2):** Started at defensive tackle...added 2.0 sacks, his third-straight game with at least 2.0 sacks...forced one fumble...added five solo tackles and four QB hits...passed Chris Long for fifth place on the Rams all-time sack leaders list...**at Chicago (12/9):** Started at defensive tackle...recoded two tackles (one solo)...added one quarterback hit...**vs. Philadelphia (12/16):** Started at defensive tackle and played all 64 defensive snaps...recorded two tackles (one solo)... **vs. Arizona (12/23):** Started at defensive tackle...recorded seven tackles (five solo)...added 3.0 sacks, establishing a new franchise single-season sack record (19.5)...finished with four tackles for loss...**vs. San Francisco (12/30):** Started at defensive tackle... recorded a franchise-best 20.5th sack of the season...finished with 183.5 sack yards on the season, the most by any defensive player in NFL history...finished with four solo tackles, including 1.0 sack and one tackle for loss...added three quarterback hits... **Divisional Round vs. Dallas (1/12/19):** Started at defensive tackle and played all 58 defensive snaps...recorded two solo tackles, including one tackle for loss...**Championship Round at New Orleans (1/20/19):** Started at defensive tackle...recorded two solo stops, both were tackles for loss...added three QB hits... **Super Bowl LIII (2/3/19):** Started at defensive tackle...recorded five tackles (one solo)...added one quarterback hit.

**2017 Season**: Earned fourth-consecutive Pro Bowl berth... named AP DPOY...started in all 14 regular season game and one postseason contest he played in...finished the regular season with team-highs in sacks (11.0), quarterback hits (27) and forced fumbles (five)...recorded 52 tackles (31 solo)...led the NFL in sacks (11.0) among interior linemen...his five forced fumbles is a career-high and his 11.0 sacks tied his career-high for a single season, despite only playing in 14 games...**at San Francisco (9/21):** Recorded three tackles (two solo), including one for loss, two quarterback hits and a game-clinching sack...**vs. Seattle (10/8):** Registered six tackles (three solo), including two for a loss...also recorded three quarterback hits...**vs. Arizona (10/22):** Recorded three tackles (two solo), including two for a loss...picked up a sack and two quarterback hits...**at New York Giants (11/5):** Collected five tackles (three solo)...notched one sack, forced a fumble and recovered a fumble...added one quarterback hit and one pass defensed...**vs. Houston (11/12):** Registered four tackles (two solo), including one for loss...added one strip sack, making him the first Ram to force a fumble during the first drive of the game in back-to-back games...also had one quarterback hit and one pass defensed...**vs. New Orleans (11/26):** Notched five tackles (three solo), including two for loss...added one sack and one quarterback hit...**at Arizona (12/3):** Registered 2.0 sacks, marked his sixth multi-sack game of his career...also recorded four tackles (three solo), including two for loss...added two quarterback hits...**at Seattle (12/17):** Tallied five tackles (four solo), including two for loss...recorded a team-high three sacks, tying his career high in a single game...added four quarterback hits and one forced fumble...**at Tennessee (12/24):** Registered two tackles and forced a fumble...**Wild Card vs. Atlanta (1/6/18):** Made first career postseason start at defensive tackle...recorded five tackles (four solo), including one for a loss...registered one quarterback hit and split a sack.

**2016 Season:** Named to his third-consecutive Pro Bowl after starting all 16 games...was the recipient of the club's Daniel F. Reeves Memorial Award as the Rams' Most Valuable Player...one of two defensive captains, as voted on by his teammates...finished the season with 62 tackles and 8.0 sacks...had career-highs in passes defensed (six) and forced fumbles (two)...**vs. Seattle (9/18):** Recorded five total tackles (four solo)...compiled three quarterback pressures and four quarterback hits...**at Arizona (10/2):** Registered five tackles (three solo)...registered his first sack of the season and added a forced fumble on the play...also split a sack with DE Eugene Sims...named NFC Defensive Player of the Week...**at Detroit (10/16):** Registered two tackles (three solo)...notched one sack for five yards, moved into the top-15 in Rams history with his 23rd career sack...added four quarterback pressures and two quarterback hits on the day...**vs. Carolina (11/6):** Registered two total tackles...added a season-high two sacks for a loss of 19 yards...pressured Panthers QB Cam Newton six times...led all defensive tackles in sacks through nine weeks... **at New Orleans (11/27):** Notched three solo tackles (three solo)... added one sack for a loss of eight yards, while forcing a QB Drew Brees fumble...also recorded three quarterback pressures and one quarterback hit...**vs. Atlanta (12/11):** Registered three tackles (two solo)...sacked QB Matt Ryan for a loss of six yards... added one quarterback hit and one quarterback pressure...**vs. San Francisco (12/24):** Notched a season-high seven tackles (six solo)...sacked QB Colin Kaepernick for a loss of three yards...added a season-high six quarterback pressures and three quarterback hits.

**2015 Season:** Started 16 games at defensive tackle...earned second consecutive Pro Bowl berth...notched 11.0 sacks to set a new single season-high and earn the team lead in the category... the mark also led the NFL at the defensive tackle position... also had a team-high 49 quarterback pressures and 29 hits on the quarterback...recorded a personal-best 85 tackles on the season (60 solo)...voted Rams' MVP by teammates... **vs. Seattle (9/13):** Sacked QB Russell Wilson two times to bump his career sack total to 11...marked his first multi-sack game of his career... added 11 tackles to establish a new career-high...earned NFC Defensive Player of the Week honors...**at Washington (9/20):** Split a sack on QB Kirk Cousins with DE Chris Long...tallied five tackles (four tackles)...**vs. Pittsburgh (9/27):** Sacked Steelers QB Ben Roethlisberger for an 8-yard loss...registered six tackles (four solo)...**vs. Cleveland (10/25):** Compiled 1.0 sack, two solo tackles, three quarterback hits and two forced fumbles... **vs. Chicago (11/15):** Split a sack with DE Williams Hayes on Bears QB Jay Cutler for a nine yard loss...added a solo sack on Cutler marked his second career multi-sack game...also notched five tackles (four solo) and one quarterback hit and pressure...**at Baltimore (11/22):** Sacked Ravens QB Joe Flacco for a seven yard loss...registered 10 tackles (eight solo), five quarterback pressures and one hit on the quarterback...**vs. Arizona (12/6):** Sacked Arizona QB Carson Palmer...also had seven tackles (six solo), two quarterback pressures and five quarterback hits... **vs. Detroit (12/13):** Notched a career-high 3.0 sacks on QB Matt Stafford...marked his third career multi-sack game, and first 3.0 sack game...also registered two solo tackles and three quarterback hits...**vs. Tampa Bay (12/17):** Started at defensive tackle...recorded six tackles (four solo)...also had two quarterback pressures and three hits...**at Seattle (12/27):** Recorded seven tackles (four solo)...also registered nine quarterback pressures and three hits on the quarterback.

**2014 Season:** Finished the season with 72 tackles (49 solo), 9.0 sacks and 38 quarterback pressures...from weeks 10-15, he had a sack in five straight games...also posted a team-high 17 tackles for loss on the season and coaches credited him with 32 quarterback pressures and 12 quarterback hits...his 9.0 sacks are the most ever by a Rams rookie regardless of position...**vs. Minnesota (9/7):** Made his NFL debut...recorded six tackles (five solo)...**at Tampa Bay (9/14):** Saw action on defense and special teams...recorded six tackles (five solo)...recorded his first career sack...**vs. San Francisco (10/13):** Made his first career start at defensive tackle...tallied seven tackles (five solo)...**vs. Seattle (10/16):** Started at defensive tackle...notched six solo tackles and 1.0 sack...**at Kansas City (10/26):** Started at defensive

tackle...tallied three solo tackles and one forced fumble...**at San Francisco (11/2):** Started at defensive tackle...registered one solo tackle and 1.0 sack...**vs. Denver (11/16):** Started at defensive tackle...registered two solo tackles and 1.0 sack...**at San Diego (11/23):** Started at defensive tackle...notched seven tackles (four solo) and 1.0 sack...**vs. Oakland (11/30):** Started at defensive tackle...tallied five tackles (three solo) and 1.0 sack... **at Washington (12/7):** Started at defensive tackle...notched five tackles (two solo) and 1.0 sack...**vs. Arizona (12/11):** Recorded his 10th career start at defensive tackle...registered six tackles (two solo) and 1.0 sack...**at Seattle (12/28):** Started at defensive tackle...posted seven tackles (four solo) and 1.0 sack...led all rookies with 9.0 sacks.

**College:** Recipient of the Bronko Nagurski Trophy (nation's most outstanding defensive player), Chuck Bednarik (defensive player of the year), Outland Trophy (nation's best offensive or defensive interior lineman) and Rotary Lombardi Award (nation's most outstanding lineman or linebacker)…also named Athlon Sports National Defensive Player of the Year, CBSSports.com National Defensive Player of the Year and Lindy's Sports National Defensive Player of the Year…named All-American first-team by The NFL Draft Report, American Football Coaches Association, Associated Press, Athlon Sports, ESPN.com, Football Writers Association of America, Lindy's Sports, SI.com, Sporting News, USA Today and Walter Camp Football Foundation…was also the recipient of the Atlantic Coast Conference Defensive Player of the Year Award by the league's coaches, media and Athlon Sports… added All-ACC First-Team honors…earned unanimous first-team All-American status, he became the first Pitt defensive player to accomplish that feat since legendary defensive end Hugh Green in 1980...started 30-of-51 games at Pittsburgh - 25 at strong-side defensive tackle and five at strong-side defensive end…recorded 181 tackles (115 solos) with 29.5 sacks for minus 200 yards, 66.0 stops for losses totaling 315 yards, 43 quarterback pressures, 11 pass deflections and six forced fumbles…ranks fourth in NCAA FBS history with his 66.0 tackles-for-loss...his 29.5 sacks and 28 solo sacks both ranked third among active players, as his lost yardage via sacks (200) placed fourth…his 66 tackles-for-loss are the most by a Panther since the NCAA began recognizing that category in 1999... in 2013, earned Player of the Week honors for his performance vs. Virginia from the Bednarik Award and Athlon Sports…received National Player of the Week from the Bednarik Award vs. Georgia Tech and was also named ACC Player of the Week for that effort…closed out the regular schedule with Lott IMPACT Player of the Week and Walter Camp National Defensive Player of the Week recognition for the Syracuse clash…in 2012, earned third-team All-American honors from The NFL Draft Report after he led the team with 5.5 sacks for minus 36 yards, 18.5 stops for losses of 78 yards and eleven quarterback pressures…in 2011, received All-Big East Conference second-team honors from the league's coaches...played in all thirteen games as a reserve defensive tackle in 2010.

**Personal:** Attended Penn Hills (Pa.) High School, playing football for head coach Ron Graham…selected first team All-State Class AAAA by the Pennsylvania Sports Writers Association each of his final two seasons…The Pennsylvania Football News All-Class AAAA, Pittsburgh Post-Gazette WPIAL Class AAAA Player of the Year, Pittsburgh Post-Gazette "Fabulous 22" and Pittsburgh Tribune-Review "Terrific 25" choice compiled 63 tackles, including fifteen for loss and eleven sacks as a senior…also started at offensive guard and was a three-year starter on both sides of the ball…the Indians advanced to the WPIAL Class AAAA playoffs in each of Donald's three years as a starter…selected to play in the Big 33 Football Classic and was rated one of the country's top 25 defensive tackles by Scout.com…majored in Communications… son of Anita Goggins and Archie Donald...his brother, Archie, played linebacker at Toledo...his sister, Akita, is a dentist and graduated from Carlou College Masters program…resides in Penn Hills, Pennsylvania...participated in numerous community events, including the 6th Annual Playground Build at Marygrove, United Way Kickoff to Charity Luncheon, St. Louis Rams Training Academy Youth Camp and the All-Community Team Ticket Program - Donald's Drop Squad.

# Aaron Donald, NFL Statistics

**Regular Season**

| | | | Tackles | | | | | Interceptions | | | | | Fumbles | | |
|---|---|---|---|---|---|---|---|---|---|---|---|---|---|---|---|
| **Year** | **Team** | **G/S** | **Total** | **Solo** | **Asst.** | **Sacks** | **Yards** | **Int.** | **Yards** | **Long** | **TD** | **PD** | **FF** | **FR** | **Yards** |
| 2014 | St. Louis Rams | 16/12 | 72 | 49 | 23 | 9.0 | 68.0 | 0 | 0 | 0 | 0 | 0 | 2 | 0 | 0 |
| 2015 | St. Louis Rams | 16/16 | 85 | 60 | 25 | 11.0 | 59.5 | 0 | 0 | 0 | 0 | 0 | 0 | 1 | 0 |
| 2016 | Los Angeles Rams | 16/16 | 62 | 43 | 19 | 8.0 | 54.0 | 0 | 0 | 0 | 0 | 6 | 2 | 0 | 0 |
| 2017 | Los Angeles Rams | 14/14 | 52 | 31 | 21 | 11.0 | 95.0 | 0 | 0 | 0 | 0 | 2 | 5 | 1 | 0 |
| 2018 | Los Angeles Rams | 16/16 | 59 | 41 | 18 | 20.5 | 183.5 | 0 | 0 | 0 | 0 | 1 | 4 | 2 | 0 |
| 2019 | Los Angeles Rams | 16/16 | 48 | 29 | 19 | 12.5 | 69.5 | 0 | 0 | 0 | 0 | 2 | 2 | 1 | 0 |
| 2020 | Los Angeles Rams | 1/1 | 4 | 1 | 3 | 1.0 | 7.0 | 0 | 0 | 0 | 0 | 0 | 0 | 0 | 0 |
| **Totals** | | **95/91** | **382** | **255** | **128** | **73.0** | **536.5** | **0** | **0** | **0** | **0** | **11** | **15** | **5** | **0** |

**Postseason**

| | | | Tackles | | | | | Interceptions | | | | | Fumbles | | |
|---|---|---|---|---|---|---|---|---|---|---|---|---|---|---|---|
| **Year** | **Team** | **G/S** | **Total** | **Solo** | **Asst.** | **Sacks** | **Yards** | **Int.** | **Yards** | **Long** | **TD** | **PD** | **FF** | **FR** | **Yards** |
| 2017 | Los Angeles Rams | 1/1 | 5 | 4 | 1 | 0.5 | 3.5 | 0 | 0 | 0 | 0 | 0 | 0 | 0 | 0 |
| 2018 | Los Angeles Rams | 3/3 | 9 | 5 | 4 | 0.0 | 0.0 | 0 | 0 | 0 | 0 | 0 | 0 | 0 | 0 |
| **Totals** | | **4/4** | **14** | **9** | **5** | **0.5** | **3.5** | **0** | **0** | **0** | **0** | **0** | **0** | **0** | **0** |

**Regular Season Single Game Career Highs:**
Total Tackles – 11, vs. Seattle (9/13/15)
Solo Tackles – 8, twice - last, at San Francisco (10/21/18)
Sacks – 4.0, at San Francisco (10/21/18)

**Postseason Single Game Career Highs:**
Total Tackles – 5, twice- last, vs. New England (2/3/19 Super Bowl LIII)
Solo Tackles – 4, vs. Atlanta (1/6/18 NFC Wild Card)
Sacks – 0.5, vs. Atlanta (1/6/18 NFC Wild Card)

# Aaron Donald, Game-By-Game

## 2020 Los Angeles Rams

| Game | W/L | P/S | T | S | A | Sk | Yds | Int | Yds | Lg | TD | PD | FF | FR | Yds |
|---|---|---|---|---|---|---|---|---|---|---|---|---|---|---|---|
| Dal 9/13 | W | 1/1 | 4 | 1 | 3 | 1.0 | 7.0 | 0 | 0 | 0 | 0 | 0 | 0 | 0 | 0 |
| at Phi 9/20 | - | 0/0 | 0 | 0 | 0 | 0.0 | 0.0 | 0 | 0 | 0 | 0 | 0 | 0 | 0 | 0 |
| at Buf 9/27 | - | 0/0 | 0 | 0 | 0 | 0.0 | 0.0 | 0 | 0 | 0 | 0 | 0 | 0 | 0 | 0 |
| NYG 10/4 | - | 0/0 | 0 | 0 | 0 | 0.0 | 0.0 | 0 | 0 | 0 | 0 | 0 | 0 | 0 | 0 |
| at Was 10/11 | - | 0/0 | 0 | 0 | 0 | 0.0 | 0.0 | 0 | 0 | 0 | 0 | 0 | 0 | 0 | 0 |
| at SF 10/18 | - | 0/0 | 0 | 0 | 0 | 0.0 | 0.0 | 0 | 0 | 0 | 0 | 0 | 0 | 0 | 0 |
| Chi 10/26 | - | 0/0 | 0 | 0 | 0 | 0.0 | 0.0 | 0 | 0 | 0 | 0 | 0 | 0 | 0 | 0 |
| at Mia 11/1 | - | 0/0 | 0 | 0 | 0 | 0.0 | 0.0 | 0 | 0 | 0 | 0 | 0 | 0 | 0 | 0 |
| Sea 11/15 | - | 0/0 | 0 | 0 | 0 | 0.0 | 0.0 | 0 | 0 | 0 | 0 | 0 | 0 | 0 | 0 |
| at TB 11/23 | - | 0/0 | 0 | 0 | 0 | 0.0 | 0.0 | 0 | 0 | 0 | 0 | 0 | 0 | 0 | 0 |
| SF 11/29 | - | 0/0 | 0 | 0 | 0 | 0.0 | 0.0 | 0 | 0 | 0 | 0 | 0 | 0 | 0 | 0 |
| at Ari 12/6 | - | 0/0 | 0 | 0 | 0 | 0.0 | 0.0 | 0 | 0 | 0 | 0 | 0 | 0 | 0 | 0 |
| NE 12/10 | - | 0/0 | 0 | 0 | 0 | 0.0 | 0.0 | 0 | 0 | 0 | 0 | 0 | 0 | 0 | 0 |
| NYJ 12/19 | - | 0/0 | 0 | 0 | 0 | 0.0 | 0.0 | 0 | 0 | 0 | 0 | 0 | 0 | 0 | 0 |
| at Sea 12/27 | - | 0/0 | 0 | 0 | 0 | 0.0 | 0.0 | 0 | 0 | 0 | 0 | 0 | 0 | 0 | 0 |
| Ari 1/3/21 | - | 0/0 | 0 | 0 | 0 | 0.0 | 0.0 | 0 | 0 | 0 | 0 | 0 | 0 | 0 | 0 |
| **Totals** | **1-0** | **1/1** | **4** | **1** | **3** | **1.0** | **7.0** | **0** | **0** | **0** | **0** | **0** | **0** | **0** | **0** |

## 2019 Los Angeles Rams

| Game | W/L | P/S | T | S | A | Sk | Yds | Int | Yds | Lg | TD | PD | FF | FR | Yds |
|---|---|---|---|---|---|---|---|---|---|---|---|---|---|---|---|
| at Car 9/8 | W | 1/1 | 1 | 1 | 0 | 0.0 | 0.0 | 0 | 0 | 0 | 0 | 0 | 0 | 0 | 0 |
| NO 9/15 | W | 1/1 | 1 | 1 | 0 | 0.0 | 0.0 | 0 | 0 | 0 | 0 | 0 | 0 | 0 | 0 |
| at Cle 9/22 | W | 1/1 | 4 | 3 | 1 | 1.0 | 7.0 | 0 | 0 | 0 | 0 | 0 | 0 | 0 | 0 |
| TB 9/29 | L | 1/1 | 4 | 1 | 3 | 0.0 | 0.0 | 0 | 0 | 0 | 0 | 0 | 0 | 0 | 0 |
| at Sea 10/3 | L | 1/1 | 3 | 2 | 1 | 0.0 | 0.0 | 0 | 0 | 0 | 0 | 0 | 0 | 0 | 0 |
| SF 10/13 | L | 1/1 | 7 | 4 | 3 | 2.0 | 11.0 | 0 | 0 | 0 | 0 | 0 | 1 | 0 | 0 |
| at Atl 10/20 | W | 1/1 | 2 | 2 | 0 | 1.0 | 8.0 | 0 | 0 | 0 | 0 | 0 | 1 | 1 | 0 |
| Cin 10/27 | W | 1/1 | 3 | 3 | 0 | 1.0 | 3.0 | 0 | 0 | 0 | 0 | 0 | 0 | 0 | 0 |
| at Pit 11/10 | L | 1/1 | 6 | 4 | 2 | 1.0 | 5.0 | 0 | 0 | 0 | 0 | 0 | 0 | 0 | 0 |
| Chi 11/17 | W | 1/1 | 4 | 3 | 1 | 2.0 | 4.0 | 0 | 0 | 0 | 0 | 1 | 0 | 0 | 0 |
| Bal 11/25 | L | 1/1 | 1 | 0 | 1 | 0.0 | 0.0 | 0 | 0 | 0 | 0 | 0 | 0 | 0 | 0 |
| at Ari 12/1 | W | 1/1 | 2 | 1 | 1 | 1.5 | 8.0 | 0 | 0 | 0 | 0 | 0 | 0 | 0 | 0 |
| Sea 12/8 | W | 1/1 | 2 | 1 | 1 | 1.5 | 15.5 | 0 | 0 | 0 | 0 | 1 | 0 | 0 | 0 |
| at Dal 12/15 | L | 1/1 | 3 | 1 | 2 | 0.0 | 0.0 | 0 | 0 | 0 | 0 | 0 | 0 | 0 | 0 |
| at SF 12/21 | L | 1/1 | 3 | 1 | 2 | 1.5 | 8.0 | 0 | 0 | 0 | 0 | 0 | 0 | 0 | 0 |
| Ari 12/29 | W | 1/1 | 2 | 1 | 1 | 0.0 | 0.0 | 0 | 0 | 0 | 0 | 0 | 0 | 0 | 0 |
| **Totals** | **9-7** | **16/16** | **48** | **29** | **19** | **12.5** | **69.5** | **0** | **0** | **0** | **0** | **2** | **2** | **1** | **0** |

## 2018 Los Angeles Rams

| Game | W/L | P/S | T | S | A | Sk | Yds | Int | Yds | Lg | TD | PD | FF | FR | Yds |
|---|---|---|---|---|---|---|---|---|---|---|---|---|---|---|---|
| at Oak 9/10 | W | 1/1 | 1 | 1 | 0 | 0.0 | 0 | 0 | 0 | 0 | 0 | 0 | 0 | 0 | 0 |
| Ari 9/16 | W | 1/1 | 4 | 1 | 3 | 0.0 | 0 | 0 | 0 | 0 | 0 | 0 | 0 | 0 | 0 |
| LAC 9/23 | W | 1/1 | 2 | 1 | 1 | 0.0 | 0 | 0 | 0 | 0 | 0 | 0 | 0 | 0 | 0 |
| Min 9/27 | W | 1/1 | 5 | 3 | 2 | 2.0 | 18.0 | 0 | 0 | 0 | 0 | 0 | 0 | 0 | 0 |
| at Sea 10/7 | W | 1/1 | 2 | 1 | 1 | 1.0 | 7.0 | 0 | 0 | 0 | 0 | 0 | 0 | 0 | 0 |
| at Den10/14 | W | 1/1 | 3 | 2 | 1 | 1.0 | 14.0 | 0 | 0 | 0 | 0 | 0 | 0 | 0 | 0 |
| at SF 10/21 | W | 1/1 | 9 | 8 | 1 | 4.0 | 29.0 | 0 | 0 | 0 | 0 | 0 | 1 | 1 | 0 |
| GB 10/28 | W | 1/1 | 3 | 2 | 1 | 2.0 | 19.0 | 0 | 0 | 0 | 0 | 0 | 0 | 0 | 0 |
| at NO 11/4 | L | 1/1 | 1 | 1 | 0 | 0.0 | 0.0 | 0 | 0 | 0 | 0 | 1 | 0 | 1 | 0 |
| Sea 11/11 | W | 1/1 | 4 | 3 | 1 | 2.5 | 16.5 | 0 | 0 | 0 | 0 | 0 | 0 | 0 | 0 |
| KC 11/19 | W | 1/1 | 4 | 2 | 2 | 2.0 | 27.0 | 0 | 0 | 0 | 0 | 0 | 2 | 0 | 0 |
| at Det 12/2 | W | 1/1 | 6 | 5 | 1 | 2.0 | 24.0 | 0 | 0 | 0 | 0 | 0 | 1 | 0 | 0 |
| at Chi 12/9 | L | 1/1 | 2 | 1 | 1 | 0.0 | 0.0 | 0 | 0 | 0 | 0 | 0 | 0 | 0 | 0 |
| Phi 12/16 | L | 1/1 | 2 | 1 | 1 | 0.0 | 0.0 | 0 | 0 | 0 | 0 | 0 | 0 | 0 | 0 |
| at Ari 12/23 | W | 1/1 | 7 | 5 | 2 | 3.0 | 21.0 | 0 | 0 | 0 | 0 | 0 | 0 | 0 | 0 |
| SF 12/30 | W | 1/1 | 4 | 4 | 0 | 1.0 | 8.0 | 0 | 0 | 0 | 0 | 0 | 0 | 0 | 0 |
| **Totals** | **13-3** | **16/16** | **59** | **41** | **18** | **20.5** | **183.5** | **0** | **0** | **0** | **0** | **1** | **4** | **2** | **0** |
| **2018 Postseason** | | | | | | | | | | | | | | | |
| Dal 1/12/19 * | W | 1/1 | 2 | 2 | 0 | 0.0 | 0.0 | 0 | 0 | 0 | 0 | 0 | 0 | 0 | 0 |
| at NO 1/20/19 ^ | W | 1/1 | 2 | 2 | 0 | 0.0 | 0.0 | 0 | 0 | 0 | 0 | 0 | 0 | 0 | 0 |
| NE 2/3/19 ! | W | 1/1 | 5 | 1 | 4 | 0.0 | 0.0 | 0 | 0 | 0 | 0 | 0 | 0 | 0 | 0 |
| **Totals** | **2-1** | **3/3** | **9** | **5** | **4** | **0.0** | **0.0** | **0.0** | **0** | **0** | **0** | **0** | **0** | **0** | **0** |

* Denotes NFC Divisional Playoff Game, ^ Denotes NFC Championship, ! Denotes Super Bowl LIII

## 2017 Los Angeles Rams

| Game | W/L | P/S | T | S | A | Sk | Yds | Int | Yds | Lg | TD | PD | FF | FR | Yds |
|---|---|---|---|---|---|---|---|---|---|---|---|---|---|---|---|
| Ind 9/10 | W | Exempt | | | | | | | | | | | | | |
| Was 9/17 | L | 1/1 | 2 | 1 | 1 | 0.0 | 0.0 | 0 | 0 | 0 | 0 | 0 | 0 | 0 | 0 |
| at SF 9/21 | W | 1/1 | 3 | 2 | 1 | 1.0 | 8.0 | 0 | 0 | 0 | 0 | 0 | 0 | 0 | 0 |
| at Dal 10/1 | W | 1/1 | 5 | 2 | 3 | 0.0 | 0.0 | 0 | 0 | 0 | 0 | 0 | 0 | 0 | 0 |
| Sea 10/8 | L | 1/1 | 6 | 3 | 3 | 0.0 | 0.0 | 0 | 0 | 0 | 0 | 0 | 0 | 0 | 0 |
| at Jax 10/15 | W | 1/1 | 3 | 2 | 1 | 1.0 | 4.0 | 0 | 0 | 0 | 0 | 0 | 1 | 0 | 0 |
| Ari 10/22 | W | 1/1 | 3 | 2 | 1 | 1.0 | 11.0 | 0 | 0 | 0 | 0 | 0 | 0 | 0 | 0 |
| at NYG 11/5 | W | 1/1 | 5 | 3 | 2 | 1.0 | 3.0 | 0 | 0 | 0 | 0 | 1 | 1 | 1 | 0 |
| Hou 11/12 | W | 1/1 | 4 | 2 | 2 | 1.0 | 14.0 | 0 | 0 | 0 | 0 | 1 | 1 | 0 | 0 |
| at Min 11/19 | L | 1/1 | 3 | 2 | 1 | 0.0 | 0.0 | 0 | 0 | 0 | 0 | 0 | 0 | 0 | 0 |
| NO 11/26 | W | 1/1 | 5 | 3 | 2 | 1.0 | 6.0 | 0 | 0 | 0 | 0 | 0 | 0 | 0 | 0 |
| at Ari 12/3 | W | 1/1 | 4 | 3 | 1 | 2.0 | 0.0 | 0 | 0 | 0 | 0 | 0 | 0 | 0 | 0 |
| Phi 12/10 | L | 1/1 | 2 | 2 | 0 | 0.0 | 0.0 | 0 | 0 | 0 | 0 | 0 | 0 | 0 | 0 |
| at Sea 12/17 | W | 1/1 | 5 | 4 | 1 | 3.0 | 37.0 | 0 | 0 | 0 | 0 | 0 | 1 | 0 | 0 |
| at Ten 12/24 | W | 1/1 | 2 | 0 | 2 | 0.0 | 0.0 | 0 | 0 | 0 | 0 | 0 | 1 | 0 | 0 |
| SF 12/31 | L | Inactive | | | | | | | | | | | | | |
| **Totals** | **11-5** | **14/14** | **52** | **31** | **21** | **11.0** | **95.0** | **0.0** | **0** | **0** | **0** | **0** | **5** | **1** | **0** |
| **2017 Postseason** | | | | | | | | | | | | | | | |
| Atl 1/6/18* | L | 1/1 | 5 | 4 | 1 | 0.5 | 3.5 | 0.0 | 0 | 0 | 0 | 0 | 0 | 0 | 0 |
| **Totals** | **0-1** | **1/1** | **5** | **4** | **1** | **0.5** | **3.5** | **0.0** | **0** | **0** | **0** | **0** | **0** | **0** | **0** |

* Denotes NFC Wild Card Playoff Game

## 2016 Los Angeles Rams

| Game | W/L | P/S | T | S | A | Sk | Yds | Int | Yds | Lg | TD | PD | FF | FR | Yds |
|---|---|---|---|---|---|---|---|---|---|---|---|---|---|---|---|
| at SF 9/12 | L | 1/1 | 4 | 3 | 1 | 0.0 | 0.0 | 0 | 0 | 0 | 0 | 0 | 0 | 0 | 0 |
| Sea 9/18 | W | 1/1 | 5 | 4 | 1 | 0.0 | 0.0 | 0 | 0 | 0 | 0 | 0 | 0 | 0 | 0 |
| at TB 9/25 | W | 1/1 | 3 | 1 | 2 | 0.0 | 0.0 | 0 | 0 | 0 | 0 | 2 | 0 | 0 | 0 |
| at Ari 10/2 | W | 1/1 | 5 | 3 | 2 | 1.5 | 9.5 | 0 | 0 | 0 | 0 | 1 | 1 | 0 | 0 |
| Buf 10/9 | L | 1/1 | 2 | 2 | 0 | 0.5 | 3.5 | 0 | 0 | 0 | 0 | 0 | 0 | 0 | 0 |
| at Det 10/16 | L | 1/1 | 4 | 3 | 1 | 1.0 | 5.0 | 0 | 0 | 0 | 0 | 0 | 0 | 0 | 0 |
| NYG 10/23 | L | 1/1 | 6 | 4 | 2 | 0.0 | 0.0 | 0 | 0 | 0 | 0 | 0 | 0 | 0 | 0 |
| Car 11/6 | L | 1/1 | 2 | 2 | 0 | 2.0 | 19.0 | 0 | 0 | 0 | 0 | 0 | 0 | 0 | 0 |
| at NYJ 11/13 | W | 1/1 | 4 | 2 | 2 | 0.0 | 0.0 | 0 | 0 | 0 | 0 | 0 | 0 | 0 | 0 |
| Mia 11/20 | L | 1/1 | 5 | 2 | 3 | 0.0 | 0.0 | 0 | 0 | 0 | 0 | 1 | 0 | 0 | 0 |
| at NO 11/27 | L | 1/1 | 3 | 3 | 0 | 1.0 | 8.0 | 0 | 0 | 0 | 0 | 0 | 1 | 0 | 0 |
| at NE 12/4 | L | 1/1 | 4 | 3 | 1 | 0.0 | 0.0 | 0 | 0 | 0 | 0 | 0 | 0 | 0 | 0 |
| Atl 12/11 | L | 1/1 | 3 | 2 | 1 | 1.0 | 6.0 | 0 | 0 | 0 | 0 | 0 | 0 | 0 | 0 |
| at Sea 12/15 | L | 1/1 | 5 | 3 | 2 | 0.0 | 0.0 | 0 | 0 | 0 | 0 | 1 | 0 | 0 | 0 |
| SF 12/24 | L | 1/1 | 7 | 6 | 1 | 1.0 | 3.0 | 0 | 0 | 0 | 0 | 0 | 0 | 0 | 0 |
| Ari 1/1/17 | L | 1/1 | 0 | 0 | 0 | 0.0 | 0.0 | 0 | 0 | 0 | 0 | 1 | 0 | 0 | 0 |
| **Totals** | **4-12** | **16/16** | **62** | **43** | **19** | **8.0** | **54.0** | **0** | **0** | **0** | **0** | **6** | **2** | **0** | **0** |

## 2015 St. Louis Rams

| Game | W/L | P/S | T | S | A | Sk | Yds | Int | Yds | Lg | TD | PD | FF | FR | Yds |
|---|---|---|---|---|---|---|---|---|---|---|---|---|---|---|---|
| Sea 9/13 | W | 1/1 | 11 | 6 | 5 | 2.0 | 10.0 | 0 | 0 | 0 | 0 | 0 | 0 | 0 | 0 |
| at Was 9/20 | L | 1/1 | 5 | 4 | 1 | 0.5 | 4.0 | 0 | 0 | 0 | 0 | 0 | 0 | 0 | 0 |
| Pit 9/27 | L | 1/1 | 6 | 4 | 2 | 1.0 | 8.0 | 0 | 0 | 0 | 0 | 0 | 0 | 0 | 0 |
| at Ari 10/4 | W | 1/1 | 4 | 2 | 2 | 0.0 | 0.0 | 0 | 0 | 0 | 0 | 0 | 0 | 0 | 0 |
| at GB 10/11 | L | 1/1 | 3 | 2 | 1 | 0.0 | 0.0 | 0 | 0 | 0 | 0 | 0 | 0 | 0 | 0 |
| Cle 10/25 | W | 1/1 | 2 | 2 | 0 | 1.0 | 0.0 | 0 | 0 | 0 | 0 | 0 | 0 | 0 | 0 |
| SF 11/1 | W | 1/1 | 4 | 4 | 0 | 0.0 | 0.0 | 0 | 0 | 0 | 0 | 0 | 0 | 0 | 0 |
| at Min 11/8 | L | 1/1 | 4 | 3 | 1 | 0.0 | 0.0 | 0 | 0 | 0 | 0 | 0 | 0 | 0 | 0 |
| Chi 11/15 | L | 1/1 | 5 | 4 | 1 | 1.5 | 9.5 | 0 | 0 | 0 | 0 | 0 | 0 | 1 | 0 |
| at Bal 11/22 | L | 1/1 | 10 | 8 | 2 | 1.0 | 7.0 | 0 | 0 | 0 | 0 | 0 | 0 | 0 | 0 |
| at Cin 11/29 | L | 1/1 | 6 | 3 | 3 | 0.0 | 0.0 | 0 | 0 | 0 | 0 | 0 | 0 | 0 | 0 |
| Ari 12/6 | L | 1/1 | 7 | 6 | 1 | 1.0 | 4.0 | 0 | 0 | 0 | 0 | 0 | 0 | 0 | 0 |
| Det 12/13 | W | 1/1 | 2 | 2 | 0 | 3.0 | 17.0 | 0 | 0 | 0 | 0 | 0 | 0 | 0 | 0 |
| TB 12/17 | W | 1/1 | 6 | 4 | 2 | 0.0 | 0.0 | 0 | 0 | 0 | 0 | 0 | 0 | 0 | 0 |
| at Sea 12/27 | W | 1/1 | 7 | 4 | 3 | 0.0 | 0.0 | 0 | 0 | 0 | 0 | 0 | 0 | 0 | 0 |
| at SF 1/3/16 | L | 1/1 | 3 | 2 | 1 | 0.0 | 0.0 | 0 | 0 | 0 | 0 | 0 | 0 | 0 | 0 |
| **Totals** | **7-9** | **16/16** | **85** | **60** | **25** | **11.0** | **59.5** | **0** | **0** | **0** | **0** | **0** | **0** | **1** | **0** |

## 2014 St. Louis Rams

| Game | W/L | P/S | T | S | A | Sk | Yds | Int | Yds | Lg | TD | PD | FF | FR | Yds |
|---|---|---|---|---|---|---|---|---|---|---|---|---|---|---|---|
| Min 9/7 | L | 1/0 | 6 | 5 | 1 | 0.0 | 0.0 | 0 | 0 | 0 | 0 | 0 | 0 | 0 | 0 |
| at TB 9/14 | W | 1/0 | 6 | 5 | 1 | 1.0 | 4.0 | 0 | 0 | 0 | 0 | 0 | 0 | 0 | 0 |
| Dal 9/21 | L | 1/0 | 4 | 3 | 1 | 0.0 | 0.0 | 0 | 0 | 0 | 0 | 0 | 0 | 0 | 0 |
| Phi10/5 | L | 1/0 | 4 | 2 | 2 | 0.0 | 0.0 | 0 | 0 | 0 | 0 | 0 | 0 | 0 | 0 |
| SF 10/13 | L | 1/1 | 7 | 5 | 2 | 0.0 | 0.0 | 0 | 0 | 0 | 0 | 0 | 0 | 0 | 0 |
| Sea 10/19 | W | 1/1 | 6 | 6 | 0 | 1.0 | 5.0 | 0 | 0 | 0 | 0 | 0 | 0 | 0 | 0 |
| at KC 10/26 | L | 1/1 | 3 | 3 | 0 | 0.0 | 0.0 | 0 | 0 | 0 | 0 | 0 | 1 | 0 | 0 |
| at SF 11/2 | W | 1/1 | 1 | 1 | 0 | 1.0 | 9.0 | 0 | 0 | 0 | 0 | 0 | 0 | 0 | 0 |
| at Ari 11/9 | L | 1/1 | 3 | 2 | 1 | 0.0 | 0.0 | 0 | 0 | 0 | 0 | 0 | 0 | 0 | 0 |
| Den 11/16 | W | 1/1 | 2 | 2 | 0 | 1.0 | 12.0 | 0 | 0 | 0 | 0 | 0 | 0 | 0 | 0 |
| at SD 11/23 | L | 1/1 | 7 | 4 | 3 | 1.0 | 5.0 | 0 | 0 | 0 | 0 | 0 | 0 | 0 | 0 |
| Oak 11/30 | W | 1/1 | 5 | 3 | 2 | 1.0 | 8.0 | 0 | 0 | 0 | 0 | 0 | 0 | 0 | 0 |
| at Was 12/7 | W | 1/1 | 5 | 2 | 3 | 1.0 | 8.0 | 0 | 0 | 0 | 0 | 0 | 0 | 0 | 0 |
| Ari 12/11 | L | 1/1 | 6 | 2 | 4 | 1.0 | 8.0 | 0 | 0 | 0 | 0 | 0 | 0 | 0 | 0 |
| NYG 12/21 | L | 1/1 | 0 | 0 | 0 | 0.0 | 0.0 | 0 | 0 | 0 | 0 | 0 | 0 | 0 | 0 |
| at Sea 12/28 | L | 1/1 | 7 | 4 | 3 | 1.0 | 1.0 | 0 | 0 | 0 | 0 | 0 | 1 | 0 | 0 |
| **Totals** | **6-10** | **16/12** | **72** | **49** | **23** | **9.0** | **68.0** | **0** | **0** | **0** | **0** | **0** | **2** | **0** | **0** |



# 50 Samson Ebukam

Outside Linebacker • Eastern Washington • Portland, Ore.

**Ht./Wt.:** 6-3/245
**NFL Exp.:** 4 (4th Rams)
**GP/GS, (Playoffs):** 49/22, (4/2)
**Birth Date:** 5/9/1995
**Acquired:** D4B-'17 (No. 125)

**Transactions:** Selected by the Rams in the fourth round (125th overall) of the 2017 NFL Draft (4/30/17).

**Pro:** Fourth-year pro, played in all 49 regular season and four postseason contests...started 22 regular season games and two playoff contests...tallied 9.5 sacks, forced five fumbles and one interception in regular season action...became the first player with a sack, interception, and multiple touchdowns in a single game since sacks became an official stat in 1982 in 2018 Week 11 win over Kansas City.

**2020 Season:** Returns for his fourth season with the Rams as a starting outside linebacker...**vs. Dallas (9/13):** Started at OLB... recorded four tackles (two solo).

**2019 Season:** Third-year player, finished the 2019 season with a career-best 47 tackles (26 solo) and a career-high 4.5 sacks...a major contributor on the Rams defensive front-seven rotation...started his first game of the season in a Week 6 contest against San Francisco...posted his first 2.0 sack game against Seattle (12/8)...**at Carolina (9/8):** Played 33 defensive snaps (49 percent)...recorded one solo tackle...added one forced fumble and one fumble recovery...marked his fifth-career forced fumble and third-career fumble recovery...**vs. New Orleans (9/15):** Contributed one solo tackle on defense...played 34 defensive snaps (52 percent) and 11 special teams plays (41 percent)...**at Cleveland (9/22):** Added three tackles (two solo) and one pass defensed...played 36 defensive snaps (50 percent) and nine special teams plays (38 percent)...**vs. Tampa Bay (9/29):** Played 37 defensive snaps (50 percent)...posted three total tackles (one solo)...recorded one quarterback hit...**at Seattle (10/3):** finished with one assisted tackle and one quarterback hit in 41 defenseive snaps (55 percent) played...**vs. San Francisco (10/13):** Started at outside linebacker...recorded five tackles (two solo)...**at Atlanta (10/20):** Started at outside linebacker...played 35 defensive snaps (64 percent)...recorded two assisted tackles and one QB hit...**vs. Cincinnati (10/27):** Started at outside linebacker... recorded three tackles (two solo)...added one pass defensed... **at Pittsburgh (11/10):** Played 32 defensive snaps...recorded two tackles (one solo)...added one tackle for loss...**vs. Chicago (11/17):** Played 19 defensive snaps (25 percent)...recorded four tackles (three solo)...added one tackle for loss...tallied one pass defensed...**vs. Baltimore (11/25):** Started at outside linebacker... recorded seven tackles (three solo)...posted his first multi-sack game of his career, finishing with 1.5 sacks...**at Arizona (12/1):** Posted four tackles (two solo)...played 29 defensive snaps (45 percent) and 18 special teams plays...**vs. Seattle (12/8):** Started at outside lineabcker...recorded five tackles (four solo)...posted his first 2.0 sack game of his career...**at Dallas (12/15):** Posted three tackles (two solo) and one QB hit...**at San Francisco (12/21):** Played 16 defensive snaps (28 percent) and 15 special teams plays (43 percent)...recorded one solo tackle...recorded 1.0 sack...**vs. Arizona (12/29):** Played 25 defensive snaps (37 percent) and 10 special teams snaps...recorded one solo tackle... recovered a fumble.

**2018 Season:** Played in 16 games with 14 starts...finished with a career-high 39 tackles (24 solo) and 3.0 sacks...had one interception returned for a touchdown and one fumble recovered for a touchdown in the same game...recovered a total of two fumbles, while forcing three...**at Oakland (9/10):** Started at outside linebacker...recorded four tackles (three solo)...posted three tackles for loss...**vs. Arizona (9/16):** Started at outside linebacker...recorded one solo tackle and 1.0 sack, his first of the season and third of his career...**vs. Chargers (9/23):** Started and recorded one assisted tackle...added one quarterback hit...**vs. Minnesota (9/27):** Started and recorded two tackles (one solo)... **at Seattle (10/7):** Started and recorded four total tackles (two solo) on defense...added one special teams tackle...**at Denver (10/14):** Started at outside linebacker...recorded two tackles (one solo)... forced one fumble, his second-career forced fumble...**at San Francisco (10/21):** Started at outside linebacker...recorded three solo tackles...added his second sack of the season, bringing his career total to 4.0...forced one fumble, his second of the season... **vs. Green Bay (10/28):** Started at outside linebacker...recorded four tackles (two solo)...**at New Orleans (11/4):** Started at outside linebacker...recorded two solo tackles...forced one fumble...**vs. Seattle (11/11):** Started at outside linebacker...finished with three tackles (two solo)...**vs. Kansas City (11/19):** Recorded three total tackles (two solo), recorded 1.0 sack, one fumble recovery and one pick-six...the first player since 1982 to record all of those stats in a single game...added a touchdown on a fumble recovery...**at Detroit (12/2):** Started at outside linebacker...recorded two solo tackles...recovered one fumble...**at Chicago (12/9):** Started at outside linebacker...recorded two solo tackles... **vs. Philadelphia (12/16):** Played 41 defensive and 14 special teams snaps... recorded three assisted tackles on defense...**vs. Arizona (12/23):** Started at outside linebacker...played 20 defensive snaps and seven special teams snaps...did not record any stats...**vs. San Francisco (12/30):** Started at outside linebacker...recorded three tackles (one solo)...**Divisional Round vs. Dallas (1/12/19):** Earned first-career playoff start in his second-career postseason appearance...recorded two solo tackles, including one tackle for loss...posted one pass defensed...**Championship Round at New Orleans (1/20/19):** Played on defense and special teams... recorded three total tackles (two solo)...forced one fumble...**Super Bowl LIII (2/3/19):** Started at outside linebacker...recorded three solo tackles...added one special teams tackle.

**2017 Season:** Played in all 16 games and made two starts... finished the regular season with 38 tackles (18 solo), 2.0 sacks and one forced fumble...finished the regular season tied for the team lead in special teams tackles with eight...**vs. Indianapolis (9/10):** Played on defense and special teams...notched four tackles (three solo) on defense...added one special teams tackle...**at New York Giants (11/5):** Saw action on defense and special teams...collected three tackles (two solo)...**vs. Houston (11/12):** Saw action on defense and special teams...earned his first-career sack on Texans QB Tom Savage and caused him to fumble...also had one solo tackle and one hit on the quarterback... **vs. New Orleans (11/26):** Saw action at outside linebacker... recorded two tackles (one solo), including one for loss...added 1.0 sack...**at Arizona (12/3):** Made his first-career start at outside linebacker...notched a season-high seven tackles (three solo)... **vs. Philadelphia (12/10):** Saw action on defense and on special teams...tallied seven tackles (three solo)...**vs. San Francisco (12/31):** Started at outside linebacker...notched three tackles (two solo)...**Wild Card vs. Atlanta (1/6/18):** Saw action on defense

and on special teams...registered one tackle.

**College:** Played in 53 games, started 38..had 24.0 sacks in his career to rank sixth in school history...finished with 188 career tackles..one-of-six Eagle co-captains for the 2016 season... received Second-Team All-Big Sky honors in both 2014 and 2015, and first team accolades in 2016...was a Second Team Freshman All-America selection in 2013, in addition, to earning Big Sky All-Academic honors...his 38 career starts were the second-most among defensive players behind linebacker Miquiyah Zamora (45)...played in eight career playoff games and had 23 tackles with 4.5 sacks, an interception, a forced fumble and a fumble recovery...in his four seasons playing for Eastern, the Eagles won 41 games overall and were 28-4 in the Big Sky Conference.

**Personal:** Name pronounced “eh-BOO-kahm”...graduated from David Douglas High School in 2013...was selected to the All-Mount Hood Conference First Team as a defensive lineman and honorable mention as a tight end...was a two-way starter for the Scots and also played fullback, as a senior in 2012...also competed in basketball and track and field...placed second as a senior in both the javelin (school-record 205-6) and the shot put (personal-best 55-2 1/2) at the State 6A Track Championships... was third at state in the javelin as a sophomore.

# Samson Ebukam, NFL Statistics

## Regular Season

| | | Tackles | | | | | | Interceptions | | | | | Fumbles | | |
|---|---|---|---|---|---|---|---|---|---|---|---|---|---|---|---|
| Year | Team | G/S | Total | Solo | Asst. | Sacks | Yards | Int. | Yards | Long | TD | PD | FF | FR | Yards |
| 2017 | Los Angeles Rams | 16/2 | 38 | 18 | 20 | 2.0 | 21.0 | 0 | 0 | 0 | 0 | 0 | 1 | 0 | 0 |
| 2018 | Los Angeles Rams | 16/14 | 39 | 24 | 15 | 3.0 | 11.0 | 1 | 25 | 25t | 1 | 1 | 3 | 2 | 11t |
| 2019 | Los Angeles Rams | 16/5 | 47 | 26 | 21 | 4.5 | 32.0 | 0 | 0 | 0 | 0 | 3 | 1 | 2 | 0 |
| 2020 | Los Angeles Rams | 1/1 | 4 | 2 | 2 | 0.0 | 0.0 | 0 | 0 | 0 | 0 | 0 | 0 | 0 | 0 |
| **Totals** | | **49/22** | **128** | **70** | **58** | **9.5** | **64.0** | **1** | **25** | **25t** | **1** | **4** | **5** | **4** | **11t** |

## Postseason

| | | Tackles | | | | | | Interceptions | | | | | Fumbles | | |
|---|---|---|---|---|---|---|---|---|---|---|---|---|---|---|---|
| Year | Team | G/S | Total | Solo | Asst. | Sacks | Yards | Int. | Yards | Long | TD | PD | FF | FR | Yards |
| 2017 | Los Angeles Rams | 1/0 | 1 | 1 | 0 | 0.0 | 0.0 | 0 | 0 | 0 | 0 | 0 | 0 | 0 | 0 |
| 2018 | Los Angeles Rams | 3/2 | 8 | 7 | 1 | 0.0 | 0.0 | 0 | 0 | 0 | 0 | 1 | 1 | 0 | 0 |
| **Totals** | | **4/2** | **9** | **8** | **1** | **0.0** | **0.0** | **0** | **0** | **0** | **0** | **1** | **1** | **0** | **0** |

**Additional Career Statistics:** Special Teams Tackles: 2018 regular season (1) 2018 postseason (1), 2017 (8).

# Samson Ebukam, Game-By-Game

### 2020 Los Angeles Rams

| Game | W/L | P/S | T | S | A | Sk | Yds | Int | Yds | Lg | TD | PD | FF | FR | Yds |
|---|---|---|---|---|---|---|---|---|---|---|---|---|---|---|---|
| Dal 9/13 | W | 1/1 | 4 | 2 | 2 | 0.0 | 0.0 | 0 | 0 | 0 | 0 | 0 | 0 | 0 | 0 |
| at Phi 9/20 | - | 0/0 | 0 | 0 | 0 | 0.0 | 0.0 | 0 | 0 | 0 | 0 | 0 | 0 | 0 | 0 |
| at Buf 9/27 | - | 0/0 | 0 | 0 | 0 | 0.0 | 0.0 | 0 | 0 | 0 | 0 | 0 | 0 | 0 | 0 |
| NYG 10/4 | - | 0/0 | 0 | 0 | 0 | 0.0 | 0.0 | 0 | 0 | 0 | 0 | 0 | 0 | 0 | 0 |
| at Was 10/11 | - | 0/0 | 0 | 0 | 0 | 0.0 | 0.0 | 0 | 0 | 0 | 0 | 0 | 0 | 0 | 0 |
| at SF 10/18 | - | 0/0 | 0 | 0 | 0 | 0.0 | 0.0 | 0 | 0 | 0 | 0 | 0 | 0 | 0 | 0 |
| Chi 10/26 | - | 0/0 | 0 | 0 | 0 | 0.0 | 0.0 | 0 | 0 | 0 | 0 | 0 | 0 | 0 | 0 |
| at Mia 11/1 | - | 0/0 | 0 | 0 | 0 | 0.0 | 0.0 | 0 | 0 | 0 | 0 | 0 | 0 | 0 | 0 |
| Sea 11/15 | - | 0/0 | 0 | 0 | 0 | 0.0 | 0.0 | 0 | 0 | 0 | 0 | 0 | 0 | 0 | 0 |
| at TB 11/23 | - | 0/0 | 0 | 0 | 0 | 0.0 | 0.0 | 0 | 0 | 0 | 0 | 0 | 0 | 0 | 0 |
| SF 11/29 | - | 0/0 | 0 | 0 | 0 | 0.0 | 0.0 | 0 | 0 | 0 | 0 | 0 | 0 | 0 | 0 |
| at Ari 12/6 | - | 0/0 | 0 | 0 | 0 | 0.0 | 0.0 | 0 | 0 | 0 | 0 | 0 | 0 | 0 | 0 |
| NE 12/10 | - | 0/0 | 0 | 0 | 0 | 0.0 | 0.0 | 0 | 0 | 0 | 0 | 0 | 0 | 0 | 0 |
| NYJ 12/19 | - | 0/0 | 0 | 0 | 0 | 0.0 | 0.0 | 0 | 0 | 0 | 0 | 0 | 0 | 0 | 0 |
| at Sea 12/27 | - | 0/0 | 0 | 0 | 0 | 0.0 | 0.0 | 0 | 0 | 0 | 0 | 0 | 0 | 0 | 0 |
| Ari 1/3/21 | - | 0/0 | 0 | 0 | 2 | 0.0 | 0.0 | 0 | 0 | 0 | 0 | 0 | 0 | 0 | 0 |
| **Totals** | **1-0** | **1/1** | **4** | **2** | **2** | **0.0** | **0.0** | **0** | **0** | **0** | **0** | **0** | **0** | **0** | **0** |

### 2019 Los Angeles Rams

| Game | W/L | P/S | T | S | A | Sk | Yds | Int | Yds | Lg | TD | PD | FF | FR | Yds |
|---|---|---|---|---|---|---|---|---|---|---|---|---|---|---|---|
| at Car 9/8 | W | 1/0 | 1 | 1 | 0 | 0.0 | 0.0 | 0 | 0 | 0 | 0 | 0 | 1 | 1 | 0 |
| NO 9/15 | W | 1/0 | 1 | 1 | 0 | 0.0 | 0.0 | 0 | 0 | 0 | 0 | 0 | 0 | 0 | 0 |
| at Cle 9/22 | W | 1/0 | 3 | 2 | 1 | 0.0 | 0.0 | 0 | 0 | 0 | 0 | 1 | 0 | 0 | 0 |
| TB 9/29 | L | 1/0 | 3 | 1 | 2 | 0.0 | 0.0 | 0 | 0 | 0 | 0 | 0 | 0 | 0 | 0 |
| at Sea 10/3 | L | 1/0 | 1 | 0 | 1 | 0.0 | 0.0 | 0 | 0 | 0 | 0 | 0 | 0 | 0 | 0 |
| SF 10/13 | L | 1/1 | 6 | 2 | 4 | 0.0 | 0.0 | 0 | 0 | 0 | 0 | 0 | 0 | 0 | 0 |
| at Atl 10/20 | W | 1/1 | 2 | 0 | 2 | 0.0 | 0.0 | 0 | 0 | 0 | 0 | 0 | 0 | 0 | 0 |
| Cin 10/27 | W | 1/1 | 3 | 2 | 1 | 0.0 | 0.0 | 0 | 0 | 0 | 0 | 1 | 0 | 0 | 0 |
| at Pit 11/10 | L | 1/0 | 2 | 1 | 1 | 0.0 | 0.0 | 0 | 0 | 0 | 0 | 0 | 0 | 0 | 0 |
| Chi 11/17 | W | 1/0 | 4 | 3 | 1 | 0.0 | 0.0 | 0 | 0 | 0 | 0 | 1 | 0 | 0 | 0 |
| Bal 11/25 | L | 1/1 | 7 | 3 | 4 | 1.5 | 7.0 | 0 | 0 | 0 | 0 | 0 | 0 | 0 | 0 |
| at Ari 12/1 | W | 1/0 | 4 | 2 | 2 | 0.0 | 0.0 | 0 | 0 | 0 | 0 | 0 | 0 | 0 | 0 |
| Sea 12/8 | W | 1/1 | 5 | 4 | 1 | 2.0 | 18.0 | 0 | 0 | 0 | 0 | 0 | 0 | 0 | 0 |
| at Dal 12/15 | L | 1/0 | 3 | 2 | 1 | 0.0 | 0.0 | 0 | 0 | 0 | 0 | 0 | 0 | 0 | 0 |
| at SF 12/21 | L | 1/0 | 1 | 1 | 0 | 1.0 | 7.0 | 0 | 0 | 0 | 0 | 0 | 0 | 0 | 0 |
| Ari 12/29 | W | 1/0 | 1 | 1 | 0 | 0.0 | 0.0 | 0 | 0 | 0 | 0 | 0 | 0 | 1 | 0 |
| **Totals** | **9-7** | **16/5** | **47** | **26** | **21** | **4.5** | **32.0** | **0** | **0** | **0** | **0** | **3** | **1** | **2** | **0** |

### 2018 Los Angeles Rams

| Game | W/L | P/S | T | S | A | Sk | Yds | Int | Yds | Lg | TD | PD | FF | FR | Yds |
|---|---|---|---|---|---|---|---|---|---|---|---|---|---|---|---|
| at Oak 9/10 | W | 1/1 | 4 | 3 | 1 | 0.0 | 0.0 | 0 | 0 | 0 | 0 | 0 | 0 | 0 | 0 |
| Ari 9/16 | W | 1/1 | 1 | 1 | 0 | 1.0 | 7.0 | 0 | 0 | 0 | 0 | 0 | 0 | 0 | 0 |
| LAC 9/23 | W | 1/1 | 1 | 0 | 1 | 0.0 | 0.0 | 0 | 0 | 0 | 0 | 0 | 0 | 0 | 0 |
| Min 9/27 | W | 1/1 | 2 | 1 | 1 | 0.0 | 0.0 | 0 | 0 | 0 | 0 | 0 | 0 | 0 | 0 |
| at Sea 10/7 | W | 1/1 | 4 | 2 | 2 | 0.0 | 0.0 | 0 | 0 | 0 | 0 | 0 | 0 | 0 | 0 |
| at Den10/14 | W | 1/1 | 2 | 1 | 1 | 0.0 | 0.0 | 0 | 0 | 0 | 0 | 1 | 0 | 0 | 0 |
| at SF 10/21 | W | 1/1 | 3 | 3 | 0 | 1.0 | 1.0 | 0 | 0 | 0 | 0 | 1 | 0 | 0 | 0 |
| GB 10/28 | W | 1/1 | 4 | 2 | 2 | 0.0 | 0.0 | 0 | 0 | 0 | 0 | 0 | 0 | 0 | 0 |
| at NO 11/4 | L | 1/1 | 2 | 2 | 0 | 0.0 | 0.0 | 0 | 0 | 0 | 0 | 1 | 0 | 0 | 0 |
| Sea 11/11 | W | 1/1 | 3 | 2 | 1 | 0.0 | 0.0 | 0 | 0 | 0 | 0 | 0 | 0 | 0 | 0 |
| KC 11/19 | W | 1/0 | 3 | 2 | 1 | 1.0 | 3.0 | 1 | 25 | 25t | 1 | 1 | 0 | 1 | 11t |
| at Det 12/2 | W | 1/1 | 2 | 2 | 0 | 0.0 | 0.0 | 0 | 0 | 0 | 0 | 0 | 0 | 1 | 0 |
| at Chi 12/9 | L | 1/1 | 2 | 2 | 0 | 0.0 | 0.0 | 0 | 0 | 0 | 0 | 0 | 0 | 0 | 0 |
| Phi 12/16 | L | 1/0 | 3 | 0 | 3 | 0.0 | 0.0 | 0 | 0 | 0 | 0 | 0 | 0 | 0 | 0 |
| at Ari 12/23 | W | 1/1 | 0 | 0 | 0 | 0.0 | 0.0 | 0 | 0 | 0 | 0 | 0 | 0 | 0 | 0 |
| SF 12/30 | W | 1/1 | 3 | 1 | 2 | 0.0 | 0.0 | 0 | 0 | 0 | 0 | 0 | 0 | 0 | 0 |
| **Totals** | **13-3** | **16/14** | **39** | **24** | **15** | **3.0** | **11.0** | **1** | **25** | **25t** | **1** | **1** | **3** | **2** | **11t** |

### 2018 Postseason

| | | | | | | | | | | | | | | | |
|---|---|---|---|---|---|---|---|---|---|---|---|---|---|---|---|
| Dal 1/12/19 * | W | 1/1 | 2 | 2 | 0 | 0.0 | 0.0 | 0 | 0 | 0 | 0 | 1 | 0 | 0 | 0 |
| at No 1/20/19 ^ | W | 1/0 | 3 | 2 | 1 | 0.0 | 0.0 | 0 | 0 | 0 | 0 | 0 | 1 | 0 | 0 |
| NE 2/3/19 ! | L | 1/1 | 3 | 3 | 0 | 0.0 | 0.0 | 0 | 0 | 0 | 0 | 0 | 0 | 0 | 0 |
| **Totals** | **2-1** | **3/2** | **8** | **7** | **1** | **0.0** | **0.0** | **0** | **0** | **0** | **0** | **1** | **1** | **0** | **0** |

* Denotes NFC Divisional Playoff Game, ^ Denotes NFC Championship. ! Denotes Super Bowl LIII

### 2017 Los Angeles Rams

| Game | W/L | P/S | T | S | A | Sk | Yds | Int | Yds | Lg | TD | PD | FF | FR | Yds |
|---|---|---|---|---|---|---|---|---|---|---|---|---|---|---|---|
| Ind 9/10 | W | 1/0 | 4 | 1 | 3 | 0.0 | 0.0 | 0 | 0 | 0 | 0 | 0 | 0 | 0 | 0 |
| Was 9/17 | L | 1/0 | 1 | 1 | 0 | 0.0 | 0.0 | 0 | 0 | 0 | 0 | 0 | 0 | 0 | 0 |
| at SF 9/21 | W | 1/0 | 3 | 0 | 3 | 0.0 | 0.0 | 0 | 0 | 0 | 0 | 0 | 0 | 0 | 0 |
| at Dal 10/1 | W | 1/0 | 1 | 0 | 1 | 0.0 | 0.0 | 0 | 0 | 0 | 0 | 0 | 0 | 0 | 0 |
| Sea 10/8 | L | 1/0 | 0 | 0 | 0 | 0.0 | 0.0 | 0 | 0 | 0 | 0 | 0 | 0 | 0 | 0 |
| at Jax 10/15 | W | 1/0 | 2 | 2 | 0 | 0.0 | 0.0 | 0 | 0 | 0 | 0 | 0 | 0 | 0 | 0 |
| Ari 10/22 | W | 1/0 | 1 | 0 | 1 | 0.0 | 0.0 | 0 | 0 | 0 | 0 | 0 | 0 | 0 | 0 |
| at NYG 11/5 | W | 1/0 | 3 | 2 | 1 | 0.0 | 0.0 | 0 | 0 | 0 | 0 | 0 | 0 | 0 | 0 |
| Hou 11/12 | W | 1/0 | 1 | 1 | 0 | 1.0 | 10.0 | 0 | 0 | 0 | 0 | 0 | 1 | 0 | 0 |
| at Min 11/19 | L | 1/0 | 2 | 2 | 0 | 0.0 | 0.0 | 0 | 0 | 0 | 0 | 0 | 0 | 0 | 0 |
| NO 11/26 | W | 1/0 | 2 | 1 | 1 | 1.0 | 11.0 | 0 | 0 | 0 | 0 | 0 | 0 | 0 | 0 |
| at Ari 12/3 | W | 1/0 | 7 | 3 | 4 | 0.0 | 0.0 | 0 | 0 | 0 | 0 | 0 | 0 | 0 | 0 |
| Phi 12/10 | L | 1/0 | 7 | 3 | 4 | 0.0 | 0.0 | 0 | 0 | 0 | 0 | 0 | 0 | 0 | 0 |
| at Sea 12/17 | W | 1/0 | 1 | 0 | 1 | 0.0 | 0.0 | 0 | 0 | 0 | 0 | 0 | 0 | 0 | 0 |
| at Ten 12/24 | W | 1/0 | 0 | 0 | 0 | 0.0 | 0.0 | 0 | 0 | 0 | 0 | 0 | 0 | 0 | 0 |
| SF 12/31 | L | 1/1 | 3 | 2 | 1 | 0.0 | 0.0 | 0 | 0 | 0 | 0 | 0 | 0 | 0 | 0 |
| **Totals** | **11-5** | **16/2** | **38** | **18** | **20** | **2.0** | **21.0** | **0** | **0** | **0** | **0** | **0** | **1** | **0** | **0** |

### 2017 Postseason

| | | | | | | | | | | | | | | | |
|---|---|---|---|---|---|---|---|---|---|---|---|---|---|---|---|
| Atl 1/6/18* | L | 1/0 | 1 | 1 | 0 | 0.0 | 0.0 | 0 | 0 | 0 | 0 | 0 | 0 | 0 | 0 |
| **Totals** | **0-1** | **1/0** | **1** | **1** | **0** | **0.0** | **0.0** | **0** | **0** | **0** | **0** | **0** | **0** | **0** | **0** |

* Denotes NFC Wild Card Playoff Game



# 73 David Edwards

**Offensive Line • Wisconsin • Downers Grove, Ill.**

**Ht./Wt.:** 6-6/308
**NFL Exp.:** 2 (2nd Rams)
**GP/GS, (Playoffs):** 17/10, (0/0)
**Birth Date:** 3/20/1997
**Acquired:** D5-'19 (No. 169 Overall)

**Transactions:** Selected by the Rams in the fifth round (169th overall) of the 2019 NFL Draft (4/27/18).

**Pro:** Started 10 games and appeared in all 16 games as a rookie in 2019...allowed only 1.0 sack in his first professional season... started at both guard positions.

**2020 Season: vs. Dallas (9/13):** Played five special teams snaps.

**2019 Season:** Made his NFL debut on special teams in a Week 1 win at Carolina...made first career start in Week 7 win at Atlanta...started at both guard positions...allowed only 1.0 sack as a rookie...**at Carolina (9/8):** Played seven special teams snaps... **vs. New Orleans (9/15):** Played five special teams snaps...**at Cleveland (9/22):** Played five special teams plays...**vs. Tampa Bay (9/29):** Played seven special teams snaps (18 percent)... **at Seattle (10/3):** Played six special teams snaps (19 percent)... **vs. San Francisco (10/13):** Played one special teams snap...**at Atlanta (10/20):** Started at right guard...helped provide a pocket for QB Jared Goff to throw for 268 yards and two touchdowns, without giving up a sack...**vs. Cincinnati (10/27):** Started at guard...helped provide a pocket for QB Jared Goff and WR Cooper Kupp to connect for 220 yards...**at Pittsburgh (11/10):** Started at right guard...also played right tackle...helped pave the way for RB Todd Gurley II to average over 6.0 yards per rush... **vs. Chicago (11/17):** Started at right guard...helped prevent QB Jared Goff from being sacked, the third time in the last four games Goff hasn't been sacked...**vs. Baltimore (11/25):** Started at right guard...played all 54 offensive snaps...**at Arizona (12/1):** Started at right guard...provided time for QB Jared Goff to throw for 424 yards, while plowing the way for the Rams to rush for 132 yards on the day...**vs. Seattle (12/8):** Started at right guard... helped provide time for QB Jared Goff to throw for 293 yards and two touchdowns without absorbing a sack...marked the fifth game this season Goff was not sacked...**at Dallas (12/15):** Started at right guard...played all 73 offensive snaps and one special teams play...**at San Francisco (12/21):** Started at right guard... prevented QB Jared Goff from absorbing a sack for the sixth game this season, the most no-sack games in a single-season in franchise history...**vs. Arizona (12/29):** Started at right guard... provided a pocket for QB Jared Goff to throw for 319 yards and three touchdowns.

**College:** Played in 37 games, with 31 starts at right tackle at Wisconsin...former high school quarterback began career at UW as a tight end before moving to offensive line prior to start of training camp in 2016...elected to forgo senior season and declare for 2019 NFL Draft...earned third letter after starting 10 games at right tackle as a junior in 2018...missed final three games of season due to injury...key cog in Badger rushing attack that led the Big Ten and ranked No. 6 nationally, averaging 273.4 yards per game...helped Badgers average 6.2 yards per rushing attempt, the fourth-best mark nationally...as a sophomore in 2017, started all 14 games at right tackle...earned second letter... heltped pave the way for RB Jonathan Taylor as he set FBS freshman rushing record with 1,977 yards...as an offensive line unit, allowed just 1.5 sacks per game, which led the Big Ten... Badgers finished the 2017 season ranked second in Big Ten in rushing offense (222.9 yards per game) and third in total offense (415.0 ypg)...earned first letter after playing in 13 games with seven starts at right tackle as a redshirt freshman in 2016...part of an offensive line that helped Badgers rush for 203.1 yards per game...redshirted as a true freshman in 2015.

**Personal:** Served as a volunteer coach and food pantry helper... majored in finance, investment and banking...parents are David and Pamela Edwards...father played football at Indiana...cousin, Garrett Edwards, played football at Illinois...great uncle, Ron Leoni, played football at Illinois.

**Edwards' Career Games/Starts:**

| Year | Teams | GP/GS |
|---|---|---|
| 2020 | Los Angeles Rams | 1/0 |
| 2019 | Los Angeles Rams | 16/10 |
| **Totals** | | **17/10** |



# 71 Bobby Evans

Offensive Line • Oklahoma • Allen, Texas

**Ht./Wt.:** 6-4/312
**NFL Exp.:** 2 (2nd Rams)
**GP/GS, (Playoffs):** 10/7, (0/0)
**Birth Date:** 3/24/1997
**Acquired:** D3C-'19 (No. 97 Overall)

**Transactions:** Selected by the Rams in the third round (97th overall) of the 2019 NFL Draft (4/26/19).

**Pro:** Started seven games and appeared in nine games as a rookie in 2019...did not allow a single sack or commit a penalty in seven starts as a rookie.

**2020 Season: vs. Dallas (9/13):** Played five special teams snaps.

**2019 Season:** Made the Rams 53-man roster following training camp...made NFL debut in Week 7 win at Atlanta...earned first career start in Week 11 win over the Bears...did not allow a single sack or commit a penalty in seven starts as a rookie...**at Carolina (9/8):** Declared inactive...**vs. New Orleans (9/15):** Declared inactive...**vs. Tampa Bay (9/29):** Declared inactive...**at Cleveland (9/22):** Declared inactive...**at Seattle (10/3):** Declared inactive... **vs. San Francisco (10/13):** Declared inactive...**at Atlanta (10/20):** Played four offensive plays (five percent) and 10 special teams snaps (29 percent)...**vs. Cincinnati (10/27):** Played four special teams snaps...**at Pittsburgh (11/10):** Declared inactive... **vs. Chicago (11/17):** Made first-career start at right tackle... helped prevent QB Jared Goff from being sacked, the third time in the last four games Goff hasn't been sacked...**vs. Baltimore (11/25):** Started at right tackle...played all 54 offensive snaps... **at Arizona (12/1):** Started at right tackle...provided time for QB Jared Goff to throw for 424 yards, while plowing the way for the Rams to rush for 132 yards on the day...**vs. Seattle (12/8):** Started at right tackle..helped provide time for QB Jared Goff to throw for 293 yards and two touchdowns without absorbing a sack....marked the fifth game this season Goff was not sacked... **at Dallas (12/15):** Started at right tackle...played all 73 offensive snaps and one special teams play...**at San Francisco (12/21):** Started at right tackle..prevented QB Jared Goff from absorbing a sack for the sixth game this season, the most no-sack games in a single-season in franchise history...**vs. Arizona (12/29):** Started at right tackle...provided a pocket for QB Jared Goff to throw for 319 yards and three touchdowns.

**College:** In his fourth year on campus in 2018, started all 14 games at left tackle after moving over from right tackle in the offseason...named a second-team All-Big 12 selection by league's coaches and media...part of an offensive line unit that won the Joe Moore Award...honorable mention All-Big 12 selection by league's coaches...in 2017, started all 14 games at right tackle...an Academic All-Big 12 Second Team honoree...as a redshirt freshman in 2016, named an honorable mention All-Big 12 pick by league's coaches...an academic All-Big 12 First-Team honoree...did not play in opener against ULM and then started final 12 games at right tackle...played 594 snaps and allowed two sacks...redshirted as a true freshman in 2016.

**Personal:** His father, Bobby Joe Evans was the 1994-95 Texas Gatorade High School Player of the Year in basketball and played at OU...brother, Tay played linebacker at OU during 2015 and 2016 seasons...majored in human relations.

**Evan's Career Games/Starts:**

| Year | Teams | GP/GS |
|---|---|---|
| 2020 | Los Angeles Rams | 1/0 |
| 2019 | Los Angeles Rams | 9/7 |
| **Totals** | | **10/7** |



# 81 Gerald Everett

Tight End • South Alabama • Decatur, Ga.

**Ht./Wt.:** 6-3/240
**NFL Exp.:** 4 (4th Rams)
**GP/GS, (Playoffs):** 46/5, (4/1)
**Birth Date:** 6/25/1994
**Acquired:** D2-'17 (No. 44 Overall)

**Transactions:** Selected by the Rams in the second round (44th overall) of the 2017 NFL Draft (4/29/17).

**Pro:** Fourth-year pro, has played in 46 regular season games and four postseason contests for the Rams since being drafted in 2017...tallied 979 yards receiving on 87 receptions with seven touchdowns, including his first multi-touchdown game in a 2018 Week 11 win vs. the Chiefs...posted three career rushing attempts for 29 yards.

**2020 Season: vs. Dallas (9/13):** Started at TE...recorded one pass for seven yards.

**2019 Season:** Third-year professional played in 13 2019 contests with two starts...posted 37 receptions for a career-best 408 yards on the season...recorded his first 100-plus receiving yard game in a Week 5 contest at Seattle...**at Carolina (9/8):** Caught one pass for seven yards...played 30 offesnive snaps (39 percent)...**vs. New Orleans (9/15):** Caught three passes for 21 yards...played 50 offensive snaps (71 percent)...**at Cleveland (9/22):** Earned his first start of the season at tight end...caught two passes for 15 yards...**vs. Tampa Bay (9/29):** Reeled in his 60th career catch...finished the the game with 44 yards and one touchdown on five receptions...**at Seattle (10/3):** Started at tight end...caught seven passes for a career-best 136 yards receiving, his first 100-yard receiving output of his career...**vs. San Francisco (10/13):** Caught two passes for nine yards...**at Atlanta (10/20):** Caught four passes for 50 yards...scored one touchdown in his return to his hometown of Atlanta...**vs. Cincinnati (10/27):** Caught two passes for 15 yards...**at Pittsburgh (11/10):** Caught career-high eight passes for 68 yards...**vs. Chicago (11/17):** Played 14 offensive snaps (25 percent)...caught one pass for 20 yards...**vs. Baltimore (11/25):** Caught two passes for 23 yards, including a 15-yard long...played 17 offensive snaps...**at Arizona (12/1):** Declared inactive...**vs. Seattle (12/8):** Declared inactive...**at Dallas (12/15):** Declared inactive...**at San Francisco (12/21):** Played four offensive snaps...did not record any stats... **vs. Arizona (12/29):** Played two special teams snaps...did not record any stats.

**2018 Season:** Played in all 16 games...finished with a season of career-bests in receptions (33), receiving yards (320), touchdowns (three), rushing attempts (two) and rushing yards (16)...**vs. Arizona (9/16):** Saw action at tight end and on special teams...recorded his first catch of the season for 17 yards...**vs. Minnesota (9/27):** Saw action at tight end and on special teams... caught one pass for 13 yards...**at Seattle (10/7):** recorded three receptions...totaled 24 yards receiving...**at Denver (10/14):** Posted two receptions for 24 yards (12.0 yards per reception)... **vs. Green Bay (10/28):** Caught one pass for a 22-yard gain...**at New Orleans (11/4):** Caught three passes for 48 yards...added one additional reception on a successful two-point conversion... **vs. Seattle (11/11):** Caught two passes for 15 yards...hauled in a 10-yard touchdown reception, his first score of the 2018 season... **vs. Kansas City (11/19):** Caught three passes for 49 yards and two touchdowns...his first career multi-touchdown game...scored the game-winning touchdown, a 40-yard touchdown strike from QB Jared Goff...**at Detroit (12/2):** Caught one pass for seven yards...played two special teams snaps...**at Chicago (12/9):** Played 36 offensive snaps and one special teams play...caught four passes for 29 yards (7.3 yards/reception)...**vs. Philadelphia (12/16):** Played 34 offensive snaps...caught a career-high five passes for 46 yards...**vs. Arizona (12/23):** Matched a career-high five receptions for 28 yards (5.6 yards/reception)...added two rushing attempts for 16 yards, including a 12-yard long... **Divisional Round vs. Dallas (1/12/19):** Played 34 offensive snaps...did not record any statistics...**Championship Round at New Orleans (1/20/19):** Earned his first-career postseason start in third-career playoff contest...caught two passes for 50 yards, including a 39-yarder...**Super Bowl LIII (2/3/19):** Played 44 offensive snaps...did not record any statistics.

**2017 Season:** Appeared in all 16 games and made two starts... finished the regular season with 16 receptions for 244 yards and two touchdowns...his 69-yard reception in Week 2 was the longest by a rookie tight end since 1992...**vs. Indianapolis (9/10):** Started at tight end in his first NFL game...notched one reception for 39 yards...**vs. Washington (9/17):** Played on offense...hauled in a 69-yard reception from QB Jared Goff...marked the second longest reception by a tight end in the NFL in 2017 (Atlanta's TE Austin Hooper registered an 88-yard reception in Week 1)...the reception is the longest by a rookie tight end in the NFL since Tampa Bay's Tyji Armstrong had an 81-yard reception vs. the L.A. Rams (12/6/92)...he added a 24-yard reception and finished the day leading the team in receiving yards with three catches for 95 yards...**at Jacksonville (10/16):** Saw action at tight end... scored his first career touchdown on a 4-yard reception fro QB Jared Goff...**at New York Giants (11/5):** Saw action at tight end... reeled in a 44-yard reception...only rookie with two 40-plus yard receptions this season...**Week 17 vs. San Francisco (12/31):** Saw action at tight end...recorded three receptions for 16 yards... **Wild Card vs. Atlanta (1/6/18):** Saw action at tight end and reeled in a four-yard reception.

**College:** A semifinalist for the John Mackey Award presented to the top tight end in the nation following his senior season in 2016...named first-team all-Sun Belt Conference...also earned first-team all-Sun Belt honors from Phil Steele Publications... tied for the team lead with 49 receptions, and was second on the squad with 717 yards receiving and four touchdown catches... finished the year tied for third among tight ends in the country in receiving yards per game and was tied for seventh in catches per contest...ended up sixth in the league in both categories as well... had a game-high 103 yards on five catches - including a 79-yard touchdown reception on the Jaguars' second play of the second half - to help the program to its first ever victory over a nationally-ranked opponent in a 42-24 defeat of No. 19 San Diego State... followed up with a single game-best 125 yards on five receptions against SBC co-champion Arkansas State to become first player in school history to have 100-plus yards receiving in consecutive outings...tied his career-best single game receptions total with eight catches for 95 yards, including the game-winning reception to help lead the Jaguars to a 21-20 win...marked the program's first-ever victory over a Southeastern Conference opponent... as a junior in 2015, earned first-team all-Sun Belt Conference and named to the league's All-Newcomer Team after leading the Jaguars in receptions (41), receiving yards (575), touchdown catches (eight) and total touchdowns scored (12)...ended the campaign ranked sixth nationally among tight ends in receiving

yards per game and tied for 11th at the position in the country in catches per contest...tied the school record for touchdown catches in a season…scored a touchdown in seven straight games, the second-longest streak in program history and the longest since moving to the NCAA Football Bowl Subdivision... attended University of Alabama-Birmingham in 2014...in his only season at UAB, caught 17 passes for 292 yards and a score while playing in all 12 games with one start...posted career high eight receptions for 93 yards against Conference USA West Division champion Louisiana Tech...from 2012-13, attended Hutchinson (Kan.) Community College.

**Personal:** Only played football his senior season at Columbia High...earned all-conference honors...was a three-year letterwinner in basketball and was also a member of the Eagle track and field team...full name is Gerald Rashard Everett...an interdisciplinary studies major.

# Gerald Everett, NFL Statistics

**Regular Season**

| | | | Receiving | | | | | Rushing | | | |
|---|---|---|---|---|---|---|---|---|---|---|---|
| Year | Team | G/S | No. | Yards | Avg. | Long | TD | Att. | Yards | Avg. | Long | TD |
| 2017 | Los Angeles Rams | 16/2 | 16 | 244 | 15.3 | 69 | 2 | 1 | 13 | 13.0 | 13 | 0 |
| 2018 | Los Angeles Rams | 16/0 | 33 | 320 | 9.7 | 40t | 3 | 2 | 16 | 8.0 | 12 | 0 |
| 2019 | Los Angeles Rams | 13/2 | 37 | 408 | 11.0 | 33 | 2 | 1 | 0 | 0.0 | 0 | 0 |
| 2020 | Los Angeles Rams | 1/0 | 1 | 7 | 7.0 | 7 | 0 | 0 | 0 | 0.0 | 0 | 0 |
| **Totals** | | **46/6** | **87** | **979** | **11.3** | **69** | **7** | **4** | **29** | **7.3** | **13** | **0** |

**Postseason**

| | | | Receiving | | | | | Rushing | | | |
|---|---|---|---|---|---|---|---|---|---|---|---|
| Year | Team | G/S | No. | Yards | Avg. | Long | TD | Att. | Yards | Avg. | Long | TD |
| 2017 | Los Angeles Rams | 1/0 | 1 | 4 | 4.0 | 4 | 0 | 0 | 0 | 0.0 | 0 | 0 |
| 2018 | Los Angeles Rams | 3/1 | 2 | 50 | 25.0 | 39 | 0 | 0 | 0 | 0.0 | 0 | 0 |
| **Totals** | | **4/1** | **3** | **54** | **18.0** | **39** | **0** | **0** | **0** | **0.0** | **0** | **0** |

# Gerald Everett, Game-By-Game

**2020 Los Angeles Rams**

| | | | Receiving | | | | | Rushing | | | | |
|---|---|---|---|---|---|---|---|---|---|---|---|---|
| Game | W/L | P/S | No. | Yards | Avg. | Long | TD | Att. | Yards | Avg. | Long | TD |
| Dal 9/13 | W | 1/1 | 1 | 7 | 7.0 | 7 | 0 | 0 | 0 | 0.0 | 0 | 0 |
| at Phi 9/20 | - | 0/0 | 0 | 0 | 0.0 | 0 | 0 | 0 | 0 | 0.0 | 0 | 0 |
| at Buf 9/27 | - | 0/0 | 0 | 0 | 0.0 | 0 | 0 | 0 | 0 | 0.0 | 0 | 0 |
| NYG 10/4 | - | 0/0 | 0 | 0 | 0.0 | 0 | 0 | 0 | 0 | 0.0 | 0 | 0 |
| at Was 10/11 | - | 0/0 | 0 | 0 | 0.0 | 0 | 0 | 0 | 0 | 0.0 | 0 | 0 |
| at SF 10/18 | - | 0/0 | 0 | 0 | 0.0 | 0 | 0 | 0 | 0 | 0.0 | 0 | 0 |
| Chi 10/26 | - | 0/0 | 0 | 0 | 0.0 | 0 | 0 | 0 | 0 | 0.0 | 0 | 0 |
| at Mia 11/1 | - | 0/0 | 0 | 0 | 0.0 | 0 | 0 | 0 | 0 | 0.0 | 0 | 0 |
| Sea 11/15 | - | 0/0 | 0 | 0 | 0.0 | 0 | 0 | 0 | 0 | 0.0 | 0 | 0 |
| at TB 11/23 | - | 0/0 | 0 | 0 | 0.0 | 0 | 0 | 0 | 0 | 0.0 | 0 | 0 |
| SF 11/29 | - | 0/0 | 0 | 0 | 0.0 | 0 | 0 | 0 | 0 | 0.0 | 0 | 0 |
| at Ari 12/6 | - | 0/0 | 0 | 0 | 0.0 | 0 | 0 | 0 | 0 | 0.0 | 0 | 0 |
| NE 12/10 | - | 0/0 | 0 | 0 | 0.0 | 0 | 0 | 0 | 0 | 0.0 | 0 | 0 |
| NYJ 12/19 | - | 0/0 | 0 | 0 | 0.0 | 0 | 0 | 0 | 0 | 0.0 | 0 | 0 |
| at Sea 12/27 | - | 0/0 | 0 | 0 | 0.0 | 0 | 0 | 0 | 0 | 0.0 | 0 | 0 |
| Ari 1/3/21 | - | 0/0 | 0 | 0 | 0.0 | 0 | 0 | 0 | 0 | 0.0 | 0 | 0 |
| **Totals** | **1-0** | **1/1** | **1** | **7** | **7.0** | **0** | **0** | **0** | **0.0** | **0** | **0** | |

**2019 Los Angeles Rams**

| | | | Receiving | | | | | Rushing | | | | |
|---|---|---|---|---|---|---|---|---|---|---|---|---|
| Game | W/L | P/S | No. | Yards | Avg. | Long | TD | Att. | Yards | Avg. | Long | TD |
| at Car 9/8 | W | 1/0 | 1 | 7 | 7.0 | 7 | 0 | 0 | 0 | 0.0 | 0 | 0 |
| NO 9/15 | W | 1/0 | 3 | 21 | 7.0 | 11 | 0 | 0 | 0 | 0.0 | 0 | 0 |
| at Cle 9/22 | W | 1/1 | 2 | 15 | 7.5 | 11 | 0 | 1 | 0 | 0.0 | 0 | 0 |
| TB 9/29 | L | 1/0 | 5 | 44 | 8.8 | 15 | 1 | 0 | 0 | 0.0 | 0 | 0 |
| at Sea 10/3 | L | 1/1 | 7 | 136 | 19.4 | 32 | 0 | 0 | 0 | 0.0 | 0 | 0 |
| SF 10/13 | L | 1/0 | 2 | 9 | 4.5 | 12 | 0 | 0 | 0 | 0.0 | 0 | 0 |
| at Atl 10/20 | W | 1/0 | 4 | 50 | 12.5 | 33 | 1 | 0 | 0 | 0.0 | 0 | 0 |
| Cin 10/27 | W | 1/0 | 2 | 15 | 7.5 | 11 | 0 | 0 | 0 | 0.0 | 0 | 0 |
| at Pit 11/10 | L | 1/0 | 8 | 68 | 8.5 | 17 | 0 | 0 | 0 | 0.0 | 0 | 0 |
| Chi 11/17 | W | 1/0 | 1 | 20 | 20.0 | 20 | 0 | 0 | 0 | 0.0 | 0 | 0 |
| Bal 11/25 | L | 1/0 | 2 | 23 | 11.5 | 15 | 0 | 0 | 0 | 0.0 | 0 | 0 |
| at Ari 12/1 | W | | | | | Inactive | | | | | | |
| Sea 12/8 | W | | | | | Inactive | | | | | | |
| at Dal 12/15 | L | | | | | Inactive | | | | | | |
| at SF 12/21 | L | 1/0 | 0 | 0 | 0.0 | 0 | 0 | 0 | 0 | 0.0 | 0 | 0 |
| Ari 12/29 | W | 1/0 | 0 | 0 | 0.0 | 0 | 0 | 0 | 0 | 0.0 | 0 | 0 |
| **Totals** | **9-7** | **13/2** | **37** | **408** | **11.0** | **33** | **2** | **1** | **0** | **0.0** | **0** | **0** |

**2018 Los Angeles Rams**

| | | | Receiving | | | | | Rushing | | | | |
|---|---|---|---|---|---|---|---|---|---|---|---|---|
| Game | W/L | P/S | No. | Yards | Avg. | Long | TD | Att. | Yards | Avg. | Long | TD |
| at Oak 9/10 | W | 1/0 | 0 | 0 | 0.0 | 0 | 0 | 0 | 0 | 0.0 | 0 | 0 |
| Ari 9/16 | W | 1/0 | 1 | 17 | 17.0 | 17 | 0 | 0 | 0 | 0.0 | 0 | 0 |
| LAC 9/23 | W | 1/0 | 1 | 3 | 3.0 | 3 | 0 | 0 | 0 | 0.0 | 0 | 0 |
| Min 9/27 | W | 1/0 | 1 | 13 | 13.0 | 13 | 0 | 0 | 0 | 0.0 | 0 | 0 |
| at Sea 10/7 | W | 1/0 | 3 | 24 | 8.0 | 10 | 0 | 0 | 0 | 0.0 | 0 | 0 |
| at Den 10/14 | W | 1/0 | 2 | 24 | 12.0 | 12 | 0 | 0 | 0 | 0.0 | 0 | 0 |
| at SF 10/21 | W | 1/0 | 1 | -5 | -5.0 | -5 | 0 | 0 | 0 | 0.0 | 0 | 0 |
| GB 10/28 | W | 1/0 | 1 | 22 | 22.0 | 22 | 0 | 0 | 0 | 0.0 | 0 | 0 |
| at NO 11/4 | L | 1/0 | 3 | 48 | 16.0 | 20 | 0 | 0 | 0 | 0.0 | 0 | 0 |
| Sea 11/11 | W | 1/0 | 2 | 15 | 7.5 | 10t | 1 | 0 | 0 | 0.0 | 0 | 0 |
| KC 11/19 | W | 1/0 | 3 | 49 | 16.3 | 40t | 2 | 0 | 0 | 0.0 | 0 | 0 |
| at Det 12/2 | W | 1/0 | 1 | 7 | 7.0 | 7 | 0 | 0 | 0 | 0.0 | 0 | 0 |
| at Chi 12/9 | L | 1/0 | 4 | 29 | 7.3 | 9 | 0 | 0 | 0 | 0.0 | 0 | 0 |
| Phi 12/16 | L | 1/0 | 5 | 46 | 9.2 | 20 | 0 | 0 | 0 | 0.0 | 0 | 0 |
| at Ari 12/23 | W | 1/0 | 5 | 28 | 5.6 | 9 | 0 | 2 | 16 | 8.0 | 12 | 0 |
| SF 12/30 | W | 1/0 | 0 | 0 | 0.0 | 0 | 0 | 0 | 0 | 0.0 | 0 | 0 |
| **Totals** | **13-3** | **16/0** | **33** | **320** | **9.7** | **40t** | **3** | **2** | **16** | **8.0** | **12** | **0** |
| **2018 Postseason** | | | | | | | | | | | | |
| Dal 1/12/19 * | W | 1/0 | 0 | 0 | 0.0 | 0 | 0 | 0 | 0 | 0.0 | 0 | 0 |
| at NO 1/20/19 ^ | W | 1/1 | 2 | 50 | 25.0 | 39 | 0 | 0 | 0 | 0.0 | 0 | 0 |
| NE 2/3/19 ! | L | 1/0 | 0 | 0 | 0.0 | 0 | 0 | 0 | 0 | 0.0 | 0 | 0 |
| **Totals** | **2-1** | **3/1** | **2** | **50** | **25.0** | **39** | **0** | **0** | **0** | **0.0** | **0** | **0** |

* Denotes NFC Divisional Playoff Game, ^ Denotes NFC Championship, ! Denotes Super Bowl LIII

**2017 Los Angeles Rams**

| | | | Receiving | | | | | Rushing | | | | |
|---|---|---|---|---|---|---|---|---|---|---|---|---|
| Game | W/L | P/S | No. | Yards | Avg. | Long | TD | Att. | Yards | Avg. | Long | TD |
| Ind 9/10 | W | 1/1 | 1 | 39 | 39.0 | 39 | 0 | 0 | 0 | 0.0 | 0 | 0 |
| Was 9/17 | L | 1/0 | 3 | 95 | 31.7 | 69 | 0 | 0 | 0 | 0.0 | 0 | 0 |
| at SF 9/21 | W | 1/0 | 0 | 0 | 0.0 | 0 | 0 | 0 | 0 | 0.0 | 0 | 0 |
| at Dal 10/1 | W | 1/0 | 1 | 8 | 8.0 | 8 | 0 | 0 | 0 | 0.0 | 0 | 0 |
| Sea 10/8 | L | 1/0 | 1 | 8 | 8.0 | 8 | 0 | 0 | 0 | 0.0 | 0 | 0 |
| at Jax 10/15 | W | 1/0 | 1 | 4 | 4.0 | 4 | 0 | 1 | 0 | 0.0 | 0 | 0 |
| Ari 10/22 | W | 1/0 | 0 | 0 | 0.0 | 0 | 0 | 0 | 0 | 0.0 | 0 | 0 |
| at NYG 11/5 | W | 1/0 | 1 | 44 | 44.0 | 44 | 0 | 1 | 13 | 13.0 | 13 | 0 |
| Hou 11/12 | W | 1/1 | 0 | 0 | 0.0 | 0 | 0 | 0 | 0 | 0.0 | 0 | 0 |
| at Min 11/19 | L | 1/0 | 1 | 8 | 8.0 | 8 | 0 | 0 | 0 | 0.0 | 0 | 0 |
| NO 11/26 | W | 1/0 | 1 | 9 | 9.0 | 9 | 0 | 0 | 0 | 0.0 | 0 | 0 |
| at Ari 12/3 | W | 1/0 | 2 | 7 | 3.5 | 6 | 1 | 0 | 0 | 0.0 | 0 | 0 |
| Phi 12/10 | L | 1/0 | 1 | 6 | 6.0 | 6 | 0 | 0 | 0 | 0.0 | 0 | 0 |
| at Sea 12/17 | W | 1/0 | 0 | 0 | 0.0 | 0 | 0 | 0 | 0 | 0.0 | 0 | 0 |
| at Ten 12/24 | W | 1/0 | 0 | 0 | 0.0 | 0 | 0 | 0 | 0 | 0.0 | 0 | 0 |
| SF 12/3 | L | 1/0 | 3 | 16 | 5.3 | 6 | 0 | 0 | 0 | 0.0 | 0 | 0 |
| **Totals** | **11-5** | **16/2** | **16** | **244** | **15.3** | **69** | **2** | **1** | **13** | **13.0** | **13** | **0** |
| **2017 Postseason** | | | | | | | | | | | | |
| Atl 1/6/18 * | L | 1/0 | 1 | 4 | 4.0 | 4 | 0 | 0 | 0 | 0.0 | 0 | 0 |
| **Totals** | **0-1** | **1/0** | **1** | **4** | **4.0** | **4** | **0** | **0** | **0** | **0.0** | **0** | **0** |

* Denotes NFC Wild Card Playoff Game



# 54 Leonard Floyd

Linebacker • Georgia • Eastman, Ga.

**Ht./Wt.:** 6-5/240
**NFL Exp.:** 5 (1st Rams)
**GP/GS, (Playoffs):** 55/55, (1/1)
**Birth Date:** 9/8/1992
**Acquired:** FA-'20

**Transactions:** Signed with the Los Angeles Rams as an unrestricted free agent (3/18/20)...released by the Bears (3/17/20)...Chicago excercised fifth-year option (5/1/2019)... drafted by the Chicago Bears in the first round (9th overall) in the 2016 NFL Draft (4/28/16).

**Pro:** Fifth-year pro, started all 55 career regular season games played and started his only postseason game through his first four professional seasons with the Chicago Bears...registered a career-best 7.0 sacks as a rookie in 2016, earning a spot on the PFWA All-Rookie Team...tallied 154 total tackles (104 solo) in his career...recorded 18.5 career sacks resulting in 130.5 yards lost...posted first-career interception in 2018 at Buffalo (11/4) and returned it 19 yards for a touchdown...started all 16 regular season games during the 2018 and 2019 seasons.

**2020 Season: vs. Dallas (9/13)**: Started at linebacker...posted four total tackles (two solo) in the season opener...levied 1.0 sacks for a seven yard loss with one additional QBH and one tackle-for-loss.

**2019 Season:** Started 16 games for Chicago...recorded 40 tackles (27 solo), 3.0 sacks, three tackles for loss, 12 QBH and one pass defensed...tied a career-high 2.0 in the opener vs. GB... **vs. Green Bay (9/5):** Started at linebacker...matched a career-best 2.0 sacks, resulting in 14 yards lost...posted two additional hits on Packers QB Aaron Rodgers...recorded four solo tackles... **at Denver (9/15):** Started at linebacker...posted two solo tackles... added one quarterback hit...**at Washington (9/23):** Started at linebacker...recorded four tackles (one solo)...**vs. Minnesota (9/29):** Started at linebacker...played all 51 defensive snaps (85 percent)...did not record any stats...**at Oakland (10/6):** Started at linebacker...recorded one solo tackle...**vs. New Orleans (10/20):** Started at linebacker...recorded three solo stops...**vs. Chargers (10/27):** Started at linebacker...recorded four tackles (two solo)... **at Philadelphia (11/3):** Started at linebacker...tied a career-high six tackles (four solo)...added 1.0 sack for a four-yard loss...tallied one QB hit...**at Detroit (11/10):** Started at linebacker...tallied two solo tackles...added two quarterback hits...**at Rams (11/17):** Started at linebacker...recorded two assisted tackles...hit Rams QB Jared Goff once...**vs. Giants (11/24):** Started at linebacker... recorded one assisted tackle...posted a season-high four QB hits...**at Detroit (11/28):** Started at linebacker...recorded three solo tackles...**vs. Dallas (12/5):** Started at linebacker...recorded one solo tackle...**at Green Bay (12/15):** Started at linebacker... recorded one solo tackle...**vs. Kansas City (12/22):** Started at linebacker...posted five tackles (three solo)...**at Minnesota (12/29):** Started at linebacker...assisted on one tackle.

**2018 Season:** Started all 16 regular season games with an additional postseason start in the Wild Card round with the Bears...posted 50 tackles (33 solo), five sacks totaling 40 yards for loss and one fumble recovery...levied 13 QBH and returned his first professional interception 19 yards for a touchdown...**at Green Bay (9/9):** Started at linebacker...logged two tackles...**vs. Seattle (9/17):** Started at linebacker...recovered one fumble...tallied three solo tackles with one pass defensed...**vs. Arizona (9/23):** Started at linebacker...tallied one assisted tackle...**vs. Tampa Bay: (9/30):** Started at linebacker...deflected one pass...tallied two solo tackles... **at Miami (10/14):** Started at linebacker...recorded four tackles (two solo)...**vs. New England (10/21):** Started at linebacker...posted three solo tackles...**at Jets (10/28):** Started at linebacker...posted two solo tackles... **at Buffalo (11/14):** Started at linebacker...picked off Bills QB Nathan Peterman and ran back his first professional interception 19 yards for a touchdown...also his first career pick six...posted four tackles (one solo)...deflected one pass...**vs. Detroit (11/11):** Started at linebacker...recorded his first sack on the season for a five-yard loss...posted one solo tackle... **vs. Minnesota (11/18):** Started at linebacker...logged five solo tackles... **at Detroit (11/22):** Started at linebacker... assisted on two tackles... **at Giants (12/2):** Started at linebacker... levied one sack for a loss of seven yards...tallied three (one solo) tackles...**vs. Rams (12/9):** Started at linebacker...posted two tackles (one solo)...**vs. Green Bay (12/16):** Started at linebacker... levied two sacks on Packers QB Aaron Rodgers accounting for 20 yards-for-loss...posted a season-high six solo tackles... **at San Francisco (12/23):** Started at linebacker...recorded one tackle...**at Minnesota (12/30):** Started at linebacker...posted six tackles (three solo)...**vs. Philadelphia (1/6/19):** Started his first postseason appearance in the Wild Card round...tallied one sack...posted three tackles (two solo).

**2017 Season:** Started all 10 games played for Chicago...posted 34 tackles (24 solo) with 4.5 sacks accounting for 31 total yards-for-loss...recovered one fumble for 21 yards...deflected two passes... **vs. Atlanta (9/10):** Started at linebacker...deflected one pass... tallied five tackles (three solo)...**at Tampa Bay (9/17):** Started at linebacker...assisted on one tackle...**vs. Pittsburgh (9/24):** Started at linebacker...assisted on one tackle...**at Green Bay (10/28):** Started at linebacker...posted one sack...recorded three solo tackles...**vs. Minnesota (10/9):** Started at linebacker...tallied two sacks for 20 yards-for-loss...recorded a season-high six solo tackles...**at Baltimore (10/15):** Started at linebacker...assisted on two tackles...**vs. Carolina (10/22):** Started at linebacker...posted one sack...logged four tackles (three solo)...**vs. Detroit (11/19):** Started at linebacker...tallied five solo tackles.

**2016 Season:** Started 12 games...named to the PFWA All-Rookie Team...assisted on one sack in his first professional appearance in Chicago...tallied 33 tackles (22 solo)...levied seven sacks tallying 49.5 total yards-for-loss...deflected two passes...forced and recovered one fumble...**at Houston (9/11):** Started the season opener at linebacker...tallied six tackles (two solo) and contributed 0.5 sacks for 4.5 yards-for-loss in his first professional appearance... **vs. Philadelphia (9/19):** Started at linebacker... posted two solo tackles...**at Dallas (9/25):** Started at linebacker... recorded four solo tackles (five total)...**vs. Detroit (10/2):** Started at linebacker...did not record any stats...**at Green Bay (10/20):** Started at linebacker...recorded his first multi-sack game (2.0) accounting for 23 yards-for-loss...forced and recovered one fumble...tallied three tackles (two solo)...**vs. Minnesota (10/31):** Started at linebacker...posted one sack...recorded two solo tackles...**at Tampa Bay (11/13):** Started at linebacker...levied 1.5 sacks to mark the first time to professionally record a sack in three-consecutive games (4.5)...tallied five tackles (two solo) with one pass deflected...**at Giants (11/20):** Started at linebacker... posted two tackles... **vs. San Francisco (12/4):** Started at linebacker...posted two sacks...tallied four solo tackles...**at Detroit (12/11):** Started at linebacker...logged three tackles (two solo)...

**vs. Green Bay (12/18):** Started at linebacker...did not record any stats...**vs. Washington (12/24):** Started at linebacker...posted one solo tackle.

**College:** Appeared in 34 games with the Georgia Bulldogs... posted 182 tackles (90 solo) from 2013-15...Butkus Award finalist.. named to the All-SEC second team in 2015...levied 17 sacks which ranks 11th all-time in school history...forced five fumbles while returning one fumble recovery for a 96-yard touchdown...played in the 2016 TaxSlayer Bowl posting six tackles (three solo)...ranked No. 7 in sacks (6.5) in the SEC during the 2013 season...ranked in the Top Ten SEC Leaderboard as a freshman for forced fumbles where he would earn the honor in back-to-back seasons (2013-14)...in 2015, started in 13 games...logged 72 tackles (35 solo)... recorded 4.5 sacks with a fumble recovery returned 96 yards for a touchdown at Tennessee...in 2014, appeared in eleven games garnering six sacks...forced three fumbles and recovered one... tallied 55 tackles (34 solo) marking consecutive seasons to post 50-plus tackles in a single season...in 2013, named in the SEC Top Ten Leaderboard for forced fumbles...tallied 55 tackles (21 solo)... forced two fumbles and levied 6.5 sacks as a freshman.

**Personal:** Attended Dodge County High School...started 32 of 38 appearances with the Indians...tallied 182 tackles and 17 sacks... selected to the 2011 Super Southeast 120 by the Mobile (Ala.) Register as a defensive end...competed at shotput in the 2011 GHSA Boys AA State Championships held in Athens, Ga.

# Leonard Floyd, NFL Statistics

**Regular Season**

| | | | Tackles | | | | | Interceptions | | | | Fumbles | | |
|---|---|---|---|---|---|---|---|---|---|---|---|---|---|---|
| Year | Team | G/S | Total | Solo | Asst. | Sacks | Yards | Int. | Yards | Long | TD | PD | FF | FR | Yards |
| 2016 | Chicago Bears | 12/12 | 33 | 22 | 10 | 7.0 | 49.5 | 0 | 0 | 0 | 0 | 2 | 1 | 1 | 0 |
| 2017 | Chicago Bears | 10/10 | 34 | 24 | 10 | 4.5 | 31.0 | 0 | 0 | 0 | 0 | 2 | 0 | 2 | 21 |
| 2018 | Chicago Bears | 16/16 | 47 | 31 | 13 | 4.0 | 40.0 | 1 | 19 | 19 | 1 | 4 | 0 | 1 | 0 |
| 2019 | Chicago Bears | 16/16 | 40 | 27 | 13 | 3.0 | 18.0 | 0 | 0 | 0 | 0 | 1 | 0 | 0 | 0 |
| 2020 | Los Angeles Rams | 1/1 | 4 | 2 | 2 | 1.0 | 7.0 | 0 | 0 | 0 | 0 | 0 | 0 | 0 | 0 |
| **Totals** | | **55/55** | **158** | **106** | **48** | **19.5** | **145.5** | **1** | **19** | **19** | **1** | **9** | **1** | **4** | **21** |

**Postseason**

| | | | Tackles | | | | | Interceptions | | | | Fumbles | | |
|---|---|---|---|---|---|---|---|---|---|---|---|---|---|---|
| Year | Team | G/S | Total | Solo | Asst. | Sacks | Yards | Int. | Yards | Long | TD | PD | FF | FR | Yards |
| 2018 | Chicago Bears | 1/1 | 3 | 2 | 1 | 1.0 | 8.0 | 0 | 0 | 0 | 0 | 0 | 0 | 0 | 0 |
| **Totals** | | **1/1** | **3** | **2** | **1** | **1.0** | **8.0** | **0** | **0** | **0** | **0** | **0** | **0** | **0** | **0** |

# Leonard Floyd, Game-By-Game

**2020 Los Angeles Rams**

| Game | W/L | P/S | T | S | A | Sk | Yds | Int | Yds | Lg | TD | PD | FF | FR | Yds |
|---|---|---|---|---|---|---|---|---|---|---|---|---|---|---|---|
| Dal 9/13 | W | 1/1 | 4 | 2 | 2 | 1.0 | 7.0 | 0 | 0 | 0 | 0 | 0 | 0 | 0 | 0 |
| at Phi 9/20 | - | 0/0 | 0 | 0 | 0 | 0.0 | 0.0 | 0 | 0 | 0 | 0 | 0 | 0 | 0 | 0 |
| at Buf 9/27 | - | 0/0 | 0 | 0 | 0 | 0.0 | 0.0 | 0 | 0 | 0 | 0 | 0 | 0 | 0 | 0 |
| NYG 10/4 | - | 0/0 | 0 | 0 | 0 | 0.0 | 0.0 | 0 | 0 | 0 | 0 | 0 | 0 | 0 | 0 |
| at Was 10/11 | - | 0/0 | 0 | 0 | 0 | 0.0 | 0.0 | 0 | 0 | 0 | 0 | 0 | 0 | 0 | 0 |
| at SF 10/18 | - | 0/0 | 0 | 0 | 0 | 0.0 | 0.0 | 0 | 0 | 0 | 0 | 0 | 0 | 0 | 0 |
| Chi 10/26 | - | 0/0 | 0 | 0 | 0 | 0.0 | 0.0 | 0 | 0 | 0 | 0 | 0 | 0 | 0 | 0 |
| at Mia 11/1 | - | 0/0 | 0 | 0 | 0 | 0.0 | 0.0 | 0 | 0 | 0 | 0 | 0 | 0 | 0 | 0 |
| Sea 11/15 | - | 0/0 | 0 | 0 | 0 | 0.0 | 0.0 | 0 | 0 | 0 | 0 | 0 | 0 | 0 | 0 |
| at TB 11/23 | - | 0/0 | 0 | 0 | 0 | 0.0 | 0.0 | 0 | 0 | 0 | 0 | 0 | 0 | 0 | 0 |
| SF 11/29 | - | 0/0 | 0 | 0 | 0 | 0.0 | 0.0 | 0 | 0 | 0 | 0 | 0 | 0 | 0 | 0 |
| at Ari 12/6 | - | 0/0 | 0 | 0 | 0 | 0.0 | 0.0 | 0 | 0 | 0 | 0 | 0 | 0 | 0 | 0 |
| NE 12/10 | - | 0/0 | 0 | 0 | 0 | 0.0 | 0.0 | 0 | 0 | 0 | 0 | 0 | 0 | 0 | 0 |
| NYJ 12/19 | - | 0/0 | 0 | 0 | 0 | 0.0 | 0.0 | 0 | 0 | 0 | 0 | 0 | 0 | 0 | 0 |
| at Sea 12/27 | - | 0/0 | 0 | 0 | 0 | 0.0 | 0.0 | 0 | 0 | 0 | 0 | 0 | 0 | 0 | 0 |
| Ari 1/3/21 | - | 0/0 | 0 | 0 | 2 | 0.0 | 0.0 | 0 | 0 | 0 | 0 | 0 | 0 | 0 | 0 |
| **Totals** | **1-0** | **1/1** | **4** | **2** | **2** | **1.0** | **7.0** | **0** | **0** | **0** | **0** | **0** | **0** | **0** | **0** |

**2018 Chicago Bears**

| Game | W/L | P/S | T | S | A | Sk | Yds | Int | Yds | Lg | TD | PD | FF | FR | Yds |
|---|---|---|---|---|---|---|---|---|---|---|---|---|---|---|---|
| at GB 9/9 | L | 1/1 | 2 | 1 | 1 | 0.0 | 0.0 | 0 | 0 | 0 | 0 | 0 | 0 | 0 | 0 |
| Sea 9/17 | W | 1/1 | 3 | 3 | 0 | 0.0 | 0.0 | 0 | 0 | 0 | 0 | 1 | 0 | 1 | 0 |
| Ari 9/23 | W | 1/1 | 1 | 0 | 1 | 0.0 | 0.0 | 0 | 0 | 0 | 0 | 0 | 0 | 0 | 0 |
| TB 9/30 | W | 1/1 | 2 | 2 | 0 | 0.0 | 0.0 | 0 | 0 | 0 | 0 | 1 | 0 | 0 | 0 |
| at Mia 10/14 | L | 1/1 | 4 | 2 | 1 | 0.0 | 0.0 | 0 | 0 | 0 | 0 | 0 | 0 | 0 | 0 |
| NE 10/21 | L | 1/1 | 3 | 3 | 0 | 0.0 | 0.0 | 0 | 0 | 0 | 0 | 0 | 0 | 0 | 0 |
| NYJ 10/28 | W | 1/1 | 2 | 2 | 0 | 0.0 | 0.0 | 0 | 0 | 0 | 0 | 0 | 0 | 0 | 0 |
| at Buf 11/4 | W | 1/1 | 4 | 1 | 3 | 0.0 | 0.0 | 1 | 19 | 19 | 1 | 1 | 0 | 0 | 0 |
| Det 11/11 | W | 1/1 | 1 | 1 | 0 | 1.0 | 5.0 | 0 | 0 | 0 | 0 | 0 | 0 | 0 | 0 |
| Min 11/18 | W | 1/1 | 5 | 5 | 0 | 0.0 | 0.0 | 0 | 0 | 0 | 0 | 0 | 0 | 0 | 0 |
| at Det 11/22 | W | 1/1 | 2 | 0 | 2 | 0.0 | 0.0 | 0 | 0 | 0 | 0 | 0 | 0 | 0 | 0 |
| at NYG 12/2 | L | 1/1 | 3 | 1 | 1 | 1.0 | 7.0 | 0 | 0 | 0 | 0 | 0 | 0 | 0 | 0 |
| LAR 12/9 | W | 1/1 | 2 | 1 | 1 | 0.0 | 0.0 | 0 | 0 | 0 | 0 | 1 | 0 | 0 | 0 |
| vs GB 12/16 | W | 1/1 | 6 | 6 | 0 | 2.0 | 20.0 | 0 | 0 | 0 | 0 | 0 | 0 | 0 | 0 |
| at SF 12/23 | W | 1/1 | 1 | 0 | 0 | 0.0 | 0.0 | 0 | 0 | 0 | 0 | 0 | 0 | 0 | 0 |
| at Min 12/30 | W | 1/1 | 6 | 3 | 3 | 0.0 | 0.0 | 0 | 0 | 0 | 0 | 0 | 0 | 0 | 0 |
| **Totals** | **12-4** | **16/16** | **47** | **31** | **13** | **4.0** | **32.0** | **1** | **19** | **19** | **1** | **4** | **0** | **1** | **0** |

**2018 Postseason**

| Game | W/L | P/S | T | S | A | Sk | Yds | Int | Yds | Lg | TD | PD | FF | FR | Yds |
|---|---|---|---|---|---|---|---|---|---|---|---|---|---|---|---|
| Phi 1/6/19 * | L | 1/1 | 3 | 2 | 1 | 1.0 | 8.0 | 0 | 0 | 0 | 0 | 1 | 0 | 0 | 0 |
| **Totals** | **0-1** | **1/1** | **3** | **2** | **1** | **1.0** | **8.0** | **0** | **0** | **0** | **0** | **1** | **0** | **0** | **0** |

* Denotes NFC Wild Card Playoff Game

**2019 Chicago Bears**

| Game | W/L | P/S | T | S | A | Sk | Yds | Int | Yds | Lg | TD | PD | FF | FR | Yds |
|---|---|---|---|---|---|---|---|---|---|---|---|---|---|---|---|
| GB 9/5 | L | 1/1 | 4 | 4 | 0 | 2.0 | 14 | 26 | 26 | 0 | 0 | 0 | 0 | 0 | 0 |
| at Den 9/15 | W | 1/1 | 2 | 2 | 0 | 0.0 | 0.0 | 0 | 0 | 0 | 0 | 0 | 0 | 0 | 0 |
| at Was 9/23 | W | 1/1 | 4 | 1 | 3 | 0.0 | 0.0 | 0 | 0 | 0 | 0 | 0 | 0 | 0 | 0 |
| Min 9/29 | W | 1/1 | 0 | 0 | 0 | 0.0 | 0.0 | 0 | 0 | 0 | 0 | 0 | 0 | 0 | 0 |
| at Oak 10/6 | L | 1/1 | 1 | 1 | 0 | 0.0 | 0.0 | 0 | 0 | 0 | 0 | 0 | 0 | 0 | 0 |
| NO 10/20 | L | 1/1 | 3 | 3 | 0 | 0.0 | 0.0 | 0 | 0 | 0 | 0 | 0 | 0 | 0 | 0 |
| LAC 10/27 | L | 1/1 | 4 | 2 | 2 | 0.0 | 0.0 | 0 | 0 | 0 | 0 | 0 | 0 | 0 | 0 |
| at Phi 11/3 | L | 1/1 | 6 | 4 | 2 | 1.0 | 4.0 | 0 | 0 | 0 | 0 | 0 | 0 | 0 | 0 |
| Det 11/10 | W | 1/1 | 2 | 2 | 0 | 0.0 | 0.0 | 0 | 0 | 0 | 0 | 0 | 0 | 0 | 0 |
| at LAR 11/17 | L | 1/1 | 2 | 0 | 2 | 0.0 | 0.0 | 0 | 0 | 0 | 0 | 0 | 0 | 0 | 0 |
| NYG 11/24 | W | 1/1 | 1 | 0 | 1 | 0.0 | 0.0 | 0 | 0 | 0 | 0 | 0 | 0 | 0 | 0 |
| at Det 11/28 | W | 1/1 | 3 | 3 | 0 | 0.0 | 0.0 | 0 | 0 | 0 | 0 | 0 | 0 | 0 | 0 |
| Dal 12/5 | W | 1/1 | 1 | 1 | 0 | 0.0 | 0.0 | 0 | 0 | 0 | 0 | 0 | 0 | 0 | 0 |
| at GB 12/15 | L | 1/1 | 1 | 1 | 0 | 0.0 | 0.0 | 0 | 0 | 0 | 0 | 0 | 0 | 0 | 0 |
| KC 12/22 | L | 1/1 | 5 | 3 | 2 | 0.0 | 0.0 | 0 | 0 | 0 | 0 | 0 | 0 | 0 | 0 |
| at Min 12/29 | W | 1/1 | 1 | 0 | 1 | 0.0 | 0.0 | 0 | 0 | 0 | 0 | 0 | 1 | 0 | 0 |
| **Totals** | **8-8** | **16/16** | **40** | **27** | **13** | **3.0** | **18.0** | **0** | **0** | **0** | **0** | **1** | **0** | **0** | **0** |

**2017 Chicago Bears**

| Game | W/L | P/S | T | S | A | Sk | Yds | Int | Yds | Lg | TD | PD | FF | FR | Yds |
|---|---|---|---|---|---|---|---|---|---|---|---|---|---|---|---|
| Atl 9/10 | L | 1/1 | 5 | 3 | 2 | 0.0 | 0.0 | 0 | 0 | 0 | 0 | 1 | 0 | 0 | 0 |
| at TB 9/17 | L | 1/1 | 2 | 0 | 2 | 0.0 | 0.0 | 0 | 0 | 0 | 0 | 0 | 0 | 1 | 21 |
| Pit 9/24 | W | 1/1 | 1 | 0 | 1 | 0.0 | 0.0 | 0 | 0 | 0 | 0 | 0 | 0 | 0 | 0 |
| at GB 10/28 | L | 1/1 | 3 | 3 | 0 | 1.0 | 1.0 | 0 | 0 | 0 | 0 | 0 | 0 | 0 | 0 |
| Min 10/9 | L | 1/1 | 6 | 6 | 0 | 2.0 | 20.0 | 0 | 0 | 0 | 0 | 0 | 0 | 0 | 0 |
| at Bal 10/15 | W | 1/1 | 2 | 0 | 2 | 0.0 | 0.0 | 0 | 0 | 0 | 0 | 0 | 0 | 0 | 0 |
| Car 10/22 | W | 1/1 | 4 | 3 | 1 | 1.0 | 6.0 | 0 | 0 | 0 | 0 | 0 | 0 | 0 | 0 |
| at NO 10/29 | L | 1/1 | 2 | 1 | 1 | 0.0 | 0.0 | 0 | 0 | 0 | 0 | 1 | 0 | 0 | 0 |
| GB 11/12 | L | 1/1 | 4 | 3 | 1 | 0.5 | 4.0 | 0 | 0 | 0 | 0 | 0 | 0 | 0 | 0 |
| Det 11/19 | L | 1/1 | 5 | 5 | 0 | 0.0 | 0.0 | 0 | 0 | 0 | 0 | 0 | 0 | 0 | 0 |
| at Phi 11/26 | L | 0/0 | 0 | 0 | 0 | 0.0 | 0.0 | 0 | 0 | 0 | 0 | 0 | 0 | 0 | 0 |
| SF 12/3 | L | 0/0 | 0 | 0 | 0 | 0.0 | 0.0 | 0 | 0 | 0 | 0 | 0 | 0 | 0 | 0 |
| at Cin 12/10 | W | 0/0 | 0 | 0 | 0 | 0.0 | 0.0 | 0 | 0 | 0 | 0 | 0 | 0 | 0 | 0 |
| at Det 12/16 | L | 0/0 | 0 | 0 | 0 | 0.0 | 0.0 | 0 | 0 | 0 | 0 | 0 | 0 | 0 | 0 |
| Cle 12/24 | W | 0/0 | 0 | 0 | 0 | 0.0 | 0.0 | 0 | 0 | 0 | 0 | 0 | 0 | 0 | 0 |
| Min 12/31 | L | 0/0 | 0 | 0 | 0 | 0.0 | 0.0 | 0 | 0 | 0 | 0 | 0 | 0 | 0 | 0 |
| **Totals** | **5-11** | **10/10** | **34** | **24** | **10** | **4.5** | **31.0** | **0** | **0** | **0** | **0** | **2** | **0** | **1** | **21** |

# Leonard Floyd, Game-By-Game

**2016 Chicago Bears**

| Game | W/L | P/S | T | S | A | Sk | Yds | Int | Yds | Lg | TD | PD | FF | FR | Yds |
|---|---|---|---|---|---|---|---|---|---|---|---|---|---|---|---|
| at Hou 9/11 | L | 1/1 | 6 | 2 | 4 | 0.5 | 4.5 | 0 | 0 | 0 | 0 | 0 | 0 | 0 | 0 |
| Phi 9/19 | L | 1/1 | 2 | 2 | 0 | 0.0 | 0.0 | 0 | 0 | 0 | 0 | 0 | 0 | 0 | 0 |
| at Dal 9/25 | L | 1/1 | 5 | 4 | 1 | 0.0 | 0.0 | 0 | 0 | 0 | 0 | 0 | 0 | 0 | 0 |
| Det 10/2 | W | 1/1 | 0 | 0 | 0 | 0.0 | 0.0 | 0 | 0 | 0 | 0 | 0 | 0 | 0 | 0 |
| at Ind 10/9 | L | 0/0 | 0 | 0 | 0 | 0.0 | 0.0 | 0 | 0 | 0 | 0 | 0 | 0 | 0 | 0 |
| vs Jax 10/16 | L | 0/0 | 0 | 0 | 0 | 0.0 | 0.0 | 0 | 0 | 0 | 0 | 0 | 0 | 0 | 0 |
| at GB 10/20 | L | 1/1 | 3 | 2 | 1 | 2.0 | 23.0 | 0 | 0 | 0 | 0 | 0 | 1 | 1 | 0 |
| Min 10/31 | W | 1/1 | 2 | 2 | 0 | 1.0 | 5.0 | 0 | 0 | 0 | 0 | 0 | 0 | 0 | 0 |
| at TB 11/13 | L | 1/1 | 5 | 2 | 2 | 1.5 | 9.0 | 0 | 0 | 0 | 0 | 1 | 0 | 0 | 0 |
| at NYG 11/20 | L | 1/1 | 2 | 1 | 1 | 0.0 | 0.0 | 0 | 0 | 0 | 0 | 0 | 0 | 0 | 0 |
| vs Ten 11/27 | L | 0/0 | 0 | 0 | 0 | 0.0 | 0.0 | 0 | 0 | 0 | 0 | 0 | 0 | 0 | 0 |
| SF 12/4 | W | 1/1 | 4 | 4 | 0 | 2.0 | 8.0 | 0 | 0 | 0 | 0 | 0 | 0 | 0 | 0 |
| at Det 12/11 | L | 1/1 | 3 | 2 | 1 | 0.0 | 0.0 | 0 | 0 | 0 | 0 | 1 | 0 | 0 | 0 |
| GB 12/18 | L | 1/1 | 0 | 0 | 0 | 0.0 | 0.0 | 0 | 0 | 0 | 0 | 0 | 0 | 0 | 0 |
| Was 12/24 | L | 1/1 | 1 | 1 | 0 | 0.0 | 0.0 | 0 | 0 | 0 | 0 | 0 | 0 | 0 | 0 |
| at Min 1/1/18 | L | 0/0 | 0 | 0 | 0 | 0.0 | 0.0 | 0 | 0 | 0 | 0 | 0 | 0 | 0 | 0 |
| **Totals** | **3-13** | **12/12** | **33** | **22** | **10** | **7.0** | **49.5** | **0** | **0** | **0** | **0** | **2** | **1** | **1** | **0** |



# 97 Morgan Fox

**Linebacker • Georgia • Eastman, Ga.**

**Ht./Wt.:** 6-3/275
**NFL Exp.:** 4 (5th Rams)
**GP/GS, (Playoffs):** 37/4, (1/0)
**Birth Date:** 9/12/1994
**Acquired:** UDFA-'16

**Transactions:** Signed to the club's active roster from the practice squad (12/15/16)...added to the Rams practice squad (10/13/16)...released (10/11/16)...added to the team's active roster from the practice squad (10/8/16)...signed to the practice squad (9/5/16)...released (9/3/16)...signed with the Los Angeles Rams as an undrafted free agent (5/6/16).

**Pro:** Fourth-year pro joined the team as an undrafted free agent following the 2016 NFL Draft...spent the entire 2018 season on injured reserve...played in 36 career regular season games with four starts...amassed 4.5 career sacks.

**2020 Season: Vs. Dallas (9/13):** Appeared in the season opener at linebacker...tallied three combined tackles (two solo) with one pass deflection.

**2019 Season:** Returned after spending entire 2018 campaign on injured reserve...appeared in all 16 games while making a single-season career-high three starts...recorded first sack since 2017 season in Week 10 contest at Pittsburgh...**at Carolina (9/8):** Combined for one tackle defensively...played 15 snaps (22 percent) on defense...**vs. New Orleans (9/15):** Played 16 snaps (25 percent) at defensive end...also contributed on six special teams snaps...**at Cleveland (9/22):** Picked up one tackle while playing 13 snaps (18 percent) at defensive end...played five special teams snaps...**vs. Tampa Bay (9/29):** Played 19 defensive snaps (26 percent) and seven plays on special teams (18 percent)...**at Seattle (10/3):** Earned second-career start at defensive end...tallied three solo tackles...played 20 defensive snaps (27 percent)...**vs. San Francisco (10/13):** Assisted on one tackle while playing 24 snaps (31 percent) on defense...**at Atlanta (10/20):** Tallied one quarterback hit while playing 22 plays (40 percent) defensively.. .**vs. Cincinnati (10/27):** Recorded one solo tackle while playing 22 snaps (27 percent) defensively... **at Pittsburgh (11/10):** Recorded one tackle while adding 1.0 sack, his first of the season...played 15 snaps defensively (20 percent)...**vs. Chicago (11/17):** Recorded two tackles (one solo) while playing 24 defensive snaps (32 percent)...**vs. Baltimore (11/25):** Earned third-career start at defensive end...assisted on one tackle while playing 15 defensive snaps (19 percent)...**at Arizona (12/1):** Recorded two tackles (one solo)...while playing 37 defensive snaps (58 percent)...**vs. Seattle (12/8):** Started at defensive end...tallied two solo tackles while playing 29 defensive snaps (43 percent)...**at Dallas (12/15):** Assisted on one tackle while playing 25 defensive snaps (36 percent)...**at San Francisco (12/21):** Recorded 1.0 sack for a loss of eight yards...tallied one solo tackle along with one tackle for loss and a quarterback hit... **vs. Arizona (12/29):** Recorded one solo tackle while playing 40 defensive snaps (59 percent).

**2018 Season:** Placed on injured reserve prior to the start of the 2018 season.

**2017 Season:** Played in all 16 regular season games with one start and saw action in one playoff game...finished the regular season with 24 tackles (15 solo), 2.5 sacks, two tackles for loss and one forced fumble...**vs. Indianapolis (9/10):** Played on defense and special teams...made two solo tackles, including one for loss...tackled Colts QB Jacoby Brissett in the end zone for a safety...**vs. Washington (9/17):** Saw action on defense and special teams...split his first career sack with OLB Robert Quinn on Redskins QB Kirk Cousins...recorded one assisted tackle...**at San Francisco (9/21):** Saw action on defense and special teams...notched one solo tackle for a loss, 1.0 sack and one quarterback hit...**at Jacksonville (10/16):** Saw action on defense and special teams...recorded three tackles (two solo)... added 1.0 sack, one quarterback hit and one forced fumble...**vs. San Francisco (12/31):** Saw action on defense and on special teams...recorded four tackles (three solo)...**Wild Card vs. Atlanta (1/6/18):** Saw action at defensive end...tallied four tackles (three solo) and two quarterback hits.

**2016 Season:** Played in four games as a rookie after spending 13 of the first 14 weeks of the season on the club's practice squad...compiled six tackles (four solo) in addition to one forced fumble and one fumble recovery...**vs. San Francisco (12/24):** Notched three tackles (two solo)...tallied one forced fumble and one fumble recovery...**vs. Arizona (1/1):** Tallied two tackles (one solo).

**College:** Owns the Colorado State-Pueblo record for sacks in a season (17.0) and career (36.0)...totaled 164 career tackles (82 solo), 49.5 tackles for loss, four fumble recoveries, two forced fumbles and 11 break-ups...as a senior in 2015, named a finalist for the Cliff Harris Small College Defensive Player of the Year...honored as the runner-up for the Gene Upshaw Division II Lineman of the Year Award...First Team All-American (Coaches Association)...finished first in the nation in sacks per game with 1.42, while the 128 sack yards was first nationally...finished the season with 52 tackles (32 solo), forced and recovered a fumble and added one pass break-up...member of a Pack defense that finished third nationally in interceptions (24), third in scoring defense (15.8), 11th in rushing defense (94.6), 17th in total defense (308.8), 18th in tackles for loss (8.2) and 19th in sacks per game (3.0)...as a junior in 2013, appeared in 15 games at defensive end for the Pack…recorded 57 total tackles, 27 solo… second on the team with 12.5 sacks…his 18.5 tackles for loss was also second on the squad…as a sophomore in 2013, started in all 12 games...had 45 tackles for an average of 8.5 yards a loss, and 6.0 sacks for 41 yards...as a freshman in 2012, finished the season with 10 tackles.

**Personal:** Attended Fountain-Fort Carson High School...named a first-team All-Conference selection during his senior year...also an honorable mention All-Conference selection, a first-team All-City selection and an All-State Game selection ...during his senior year, made 112 tackles, 8.0 sacks, five fumble recoveries and two forced fumbles...named the team's defensive MVP and top defensive lineman...also competed in wrestling and lacrosse... son of Joe and Helen Fox and Cathy Antoniou...has four younger siblings, Madi, Marlee, Jack Fox and Theodore Antoniou...Uncles, Oscar and Isaac Wood, competed in wrestling...majored in exercise science.

# Morgan Fox, NFL Statistics

**Regular Season**

| | | | Tackles | | | | | Interceptions | | | | Fumbles | | |
|---|---|---|---|---|---|---|---|---|---|---|---|---|---|---|
| Year | Team | G/S | Total | Solo | Asst. | Sacks | Yards | Int. | Yards | Long | TD | PD | FF | FR | Yards |
| 2016 | Los Angeles Rams | 4/0 | 6 | 4 | 2 | 0.0 | 0.0 | 0 | 0 | 0 | 0 | 0 | 1 | 1 | 0 |
| 2017 | Los Angeles Rams | 16/1 | 24 | 15 | 9 | 2.5 | 13.5 | 0 | 0 | 0 | 0 | 0 | 1 | 1 | 0 |
| 2018 | Los Angeles Rams | | | | | Injured Reserve | | | | | | | | | |
| 2019 | Los Angeles Rams | 16/3 | 18 | 12 | 6 | 2.0 | 9.0 | 0 | 0 | 0 | 0 | 0 | 0 | 0 | 0 |
| 2020 | Los Angeles Rams | 1/0 | 3 | 2 | 1 | 0.0 | 0.0 | 0 | 0 | 0 | 0 | 1 | 0 | 0 | 0 |
| **Totals** | | **37/4** | **51** | **33** | **18** | **4.5** | **22.5** | **0** | **0** | **0** | **0** | **1** | **2** | **2** | **0** |

**Postseason**

| | | | Tackles | | | | | Interceptions | | | | Fumbles | | |
|---|---|---|---|---|---|---|---|---|---|---|---|---|---|---|
| Year | Team | G/S | Total | Solo | Asst. | Sacks | Yards | Int. | Yards | Long | TD | PD | FF | FR | Yards |
| 2017 | Los Angeles Rams | 1/0 | 4 | 3 | 1 | 0.5 | 1.5 | 0 | 0 | 0 | 0 | 0 | 0 | 0 | 0 |
| **Totals** | | **1/0** | **4** | **3** | **1** | **0.5** | **1.5** | **0** | **0** | **0** | **0** | **0** | **0** | **0** | **0** |

**Additional Career Statistics:** Recorded his first NFL score when he tackled Colts QB J. Brissett in the end zone (9/10/17).

# Morgan Fox, Game-By-Game

**2020 Los Angeles Rams**

| Game | W/L | P/S | T | S | A | Sk | Yds | Int | Yds | Lg | TD | PD | FF | FR | Yds |
|---|---|---|---|---|---|---|---|---|---|---|---|---|---|---|---|
| Dal 9/13 | W | 1/0 | 3 | 2 | 1 | 0.0 | 0.0 | 0 | 0 | 0 | 0 | 1 | 0 | 0 | 0 |
| at Phi 9/20 | - | 0/0 | 0 | 0 | 0 | 0.0 | 0.0 | 0 | 0 | 0 | 0 | 0 | 0 | 0 | 0 |
| at Buf 9/27 | - | 0/0 | 0 | 0 | 0 | 0.0 | 0.0 | 0 | 0 | 0 | 0 | 0 | 0 | 0 | 0 |
| NYG 10/4 | - | 0/0 | 0 | 0 | 0 | 0.0 | 0.0 | 0 | 0 | 0 | 0 | 0 | 0 | 0 | 0 |
| at Was 10/11 | - | 0/0 | 0 | 0 | 0 | 0.0 | 0.0 | 0 | 0 | 0 | 0 | 0 | 0 | 0 | 0 |
| at SF 10/18 | - | 0/0 | 0 | 0 | 0 | 0.0 | 0.0 | 0 | 0 | 0 | 0 | 0 | 0 | 0 | 0 |
| Chi 10/26 | - | 0/0 | 0 | 0 | 0 | 0.0 | 0.0 | 0 | 0 | 0 | 0 | 0 | 0 | 0 | 0 |
| at Mia 11/1 | - | 0/0 | 0 | 0 | 0 | 0.0 | 0.0 | 0 | 0 | 0 | 0 | 0 | 0 | 0 | 0 |
| Sea 11/15 | - | 0/0 | 0 | 0 | 0 | 0.0 | 0.0 | 0 | 0 | 0 | 0 | 0 | 0 | 0 | 0 |
| at TB 11/23 | - | 0/0 | 0 | 0 | 0 | 0.0 | 0.0 | 0 | 0 | 0 | 0 | 0 | 0 | 0 | 0 |
| SF 11/29 | - | 0/0 | 0 | 0 | 0 | 0.0 | 0.0 | 0 | 0 | 0 | 0 | 0 | 0 | 0 | 0 |
| at Ari 12/6 | - | 0/0 | 0 | 0 | 0 | 0.0 | 0.0 | 0 | 0 | 0 | 0 | 0 | 0 | 0 | 0 |
| NE 12/10 | - | 0/0 | 0 | 0 | 0 | 0.0 | 0.0 | 0 | 0 | 0 | 0 | 0 | 0 | 0 | 0 |
| NYJ 12/19 | - | 0/0 | 0 | 0 | 0 | 0.0 | 0.0 | 0 | 0 | 0 | 0 | 0 | 0 | 0 | 0 |
| at Sea 12/27 | - | 0/0 | 0 | 0 | 0 | 0.0 | 0.0 | 0 | 0 | 0 | 0 | 0 | 0 | 0 | 0 |
| Ari 1/3/21 | - | 0/0 | 0 | 0 | 2 | 0.0 | 0.0 | 0 | 0 | 0 | 0 | 0 | 0 | 0 | 0 |
| **Totals** | **1-0** | **1/0** | **3** | **2** | **1** | **0.0** | **0.0** | **0** | **0** | **0** | **0** | **1** | **0** | **0** | **0** |

**2017 Los Angeles Rams**

| Game | W/L | P/S | T | S | A | Sk | Yds | Int | Yds | Lg | TD | PD | FF | FR | Yds |
|---|---|---|---|---|---|---|---|---|---|---|---|---|---|---|---|
| Ind 9/10 | W | 1/0 | 2 | 2 | 0 | 0.0 | 0.0 | 0 | 0 | 0 | 0 | 0 | 0 | 0 | 0 |
| Was 9/17 | L | 1/0 | 1 | 0 | 1 | 0.5 | 5.5 | 0 | 0 | 0 | 0 | 0 | 0 | 0 | 0 |
| at SF 9/21 | W | 1/0 | 1 | 1 | 0 | 1.0 | 5.0 | 0 | 0 | 0 | 0 | 0 | 0 | 0 | 0 |
| at Dal 10/1 | W | 1/0 | 2 | 1 | 1 | 0.0 | 0.0 | 0 | 0 | 0 | 0 | 0 | 0 | 0 | 0 |
| Sea 10/8 | L | 1/0 | 2 | 2 | 0 | 0.0 | 0.0 | 0 | 0 | 0 | 0 | 0 | 0 | 0 | 0 |
| at Jax 10/15 | W | 1/0 | 3 | 2 | 3 | 1.0 | 3.0 | 0 | 0 | 0 | 0 | 0 | 1 | 0 | 0 |
| Ari 10/22 | W | 1/0 | 0 | 0 | 0 | 0.0 | 0.0 | 0 | 0 | 0 | 0 | 0 | 0 | 0 | 0 |
| at NYG 11/5 | W | 1/0 | 2 | 0 | 2 | 0.0 | 0.0 | 0 | 0 | 0 | 0 | 0 | 0 | 0 | 0 |
| Hou 11/12 | W | 1/0 | 1 | 1 | 0 | 0.0 | 0.0 | 0 | 0 | 0 | 0 | 0 | 0 | 0 | 0 |
| at Min 11/19 | L | 1/0 | 1 | 1 | 0 | 0.0 | 0.0 | 0 | 0 | 0 | 0 | 0 | 0 | 0 | 0 |
| NO 11/26 | W | 1/0 | 0 | 0 | 0 | 0.0 | 0.0 | 0 | 0 | 0 | 0 | 0 | 0 | 0 | 0 |
| at Ari 12/2 | W | 1/0 | 3 | 2 | 1 | 0.0 | 0.0 | 0 | 0 | 0 | 0 | 0 | 0 | 0 | 0 |
| Phi 12/10 | L | 1/0 | 0 | 0 | 0 | 0.0 | 0.0 | 0 | 0 | 0 | 0 | 0 | 0 | 0 | 0 |
| at Sea 12/17 | W | 1/0 | 2 | 0 | 2 | 0.0 | 0.0 | 0 | 0 | 0 | 0 | 0 | 0 | 1 | 0 |
| at Ten 12/24 | W | 1/0 | 0 | 0 | 0 | 0.0 | 0.0 | 0 | 0 | 0 | 0 | 0 | 0 | 0 | 0 |
| SF 12/31 | L | 1/1 | 4 | 3 | 1 | 0.0 | 0.0 | 0 | 0 | 0 | 0 | 0 | 0 | 0 | 0 |
| **Totals** | **11-5** | **16/1** | **24** | **15** | **9** | **2.5** | **13.5** | **0** | **0** | **0** | **0** | **0** | **1** | **1** | **0** |

**2017 Postseason**

| | | | | | | | | | | | | | | | |
|---|---|---|---|---|---|---|---|---|---|---|---|---|---|---|---|
| Atl 1/6/18 | L | 1/0 | 5 | 4 | 1 | 0.5 | 1.5 | 0 | 0 | 0 | 0 | 0 | 0 | 0 | 0 |
| **Totals** | **0-1** | **1/0** | **5** | **4** | **1** | **0.5** | **1.5** | **0** | **0** | **0** | **0** | **0** | **0** | **0** | **0** |

**2019 Los Angeles Rams**

| Game | W/L | P/S | T | S | A | Sk | Yds | Int | Yds | Lg | TD | PD | FF | FR | Yds |
|---|---|---|---|---|---|---|---|---|---|---|---|---|---|---|---|
| at CAR 9/8 | W | 1/0 | 1 | 1 | 0 | 0.0 | 0.0 | 0 | 0 | 0 | 0 | 0 | 0 | 0 | 0.0 |
| NO 9/15 | W | 1/0 | 0 | 0 | 0 | 0.0 | 0.0 | 0 | 0 | 0 | 0 | 0 | 0 | 0 | 0.0 |
| at Cle 9/22 | W | 1/0 | 1 | 0 | 1 | 0.0 | 0.0 | 0 | 0 | 0 | 0 | 0 | 0 | 0 | 0.0 |
| TB 9/29 | L | 1/0 | 0 | 0 | 0 | 0.0 | 0.0 | 0 | 0 | 0 | 0 | 0 | 0 | 0 | 0.0 |
| at Sea 10/3 | L | 1/1 | 3 | 3 | 0 | 0.0 | 0.0 | 0 | 0 | 0 | 0 | 0 | 0 | 0 | 0.0 |
| SF 10/13 | L | 1/0 | 1 | 0 | 1 | 0.0 | 0.0 | 0 | 0 | 0 | 0 | 0 | 0 | 0 | 0.0 |
| at Atl 10/20 | W | 1/0 | 0 | 0 | 0 | 0.0 | 0.0 | 0 | 0 | 0 | 0 | 0 | 0 | 0 | 0.0 |
| Cin 10/27 | W | 1/0 | 1 | 1 | 0 | 0.0 | 0.0 | 0 | 0 | 0 | 0 | 0 | 0 | 0 | 0.0 |
| at Pit 11/10 | L | 1/0 | 1 | 1 | 0 | 1.0 | 1.0 | 0 | 0 | 0 | 0 | 0 | 0 | 0 | 0.0 |
| Chi 11/17 | W | 1/0 | 2 | 1 | 1 | 0.0 | 0.0 | 0 | 0 | 0 | 0 | 0 | 0 | 0 | 0.0 |
| Bal 11/25 | L | 1/1 | 1 | 0 | 1 | 0.0 | 0.0 | 0 | 0 | 0 | 0 | 0 | 0 | 0 | 0.0 |
| at Ari 12/1 | W | 1/0 | 2 | 1 | 1 | 0.0 | 0.0 | 0 | 0 | 0 | 0 | 0 | 0 | 0 | 0.0 |
| Sea 12/8 | W | 1/1 | 2 | 2 | 0 | 0.0 | 0.0 | 0 | 0 | 0 | 0 | 0 | 0 | 0 | 0.0 |
| at Dal 12/15 | L | 1/0 | 1 | 0 | 1 | 0.0 | 0.0 | 0 | 0 | 0 | 0 | 0 | 0 | 0 | 0.0 |
| at SF 12/21 | L | 1/0 | 1 | 1 | 0 | 1.0 | 8.0 | 0 | 0 | 0 | 0 | 0 | 0 | 0 | 0.0 |
| Ari 12/29 | W | 1/0 | 1 | 0 | 0 | 0.0 | 0.0 | 0 | 0 | 0 | 0 | 0 | 0 | 0 | 0.0 |
| **Totals** | **9-7** | **16/3** | **18** | **12** | **6** | **2.0** | **9.0** | **0** | **0.0** | **0** | **0** | **0** | **0** | **0** | **0.0** |

**2016 Los Angeles Rams**

| Game | W/L | P/S | T | S | A | Sk | Yds | Int | Yds | Lg | TD | PD | FF | FR | Yds |
|---|---|---|---|---|---|---|---|---|---|---|---|---|---|---|---|
| at SF 9/12 | L | | | | | Practice Squad | | | | | | | | | |
| Sea 9/18 | W | | | | | Practice Squad | | | | | | | | | |
| at TB 9/25 | W | | | | | Practice Squad | | | | | | | | | |
| at Ari 10/2 | W | | | | | Practice Squad | | | | | | | | | |
| Buf 10/9 | L | 1/0 | 0 | 0 | 0 | 0.0 | 0 | 0 | 0 | 0 | 0 | 0 | 0 | 0 | 0 |
| at Det 10/16 | L | | | | | Practice Squad | | | | | | | | | |
| NYG 10/23 | L | | | | | Practice Squad | | | | | | | | | |
| Car 11/6 | L | | | | | Practice Squad | | | | | | | | | |
| at NYJ 11/13 | W | | | | | Practice Squad | | | | | | | | | |
| Mia 11/20 | L | | | | | Practice Squad | | | | | | | | | |
| at NO 11/27 | L | | | | | Practice Squad | | | | | | | | | |
| at NE 12/4 | L | | | | | Practice Squad | | | | | | | | | |
| Atl 12/11 | L | | | | | Practice Squad | | | | | | | | | |
| at Sea 12/15 | L | 1/0 | 1 | 1 | 0 | 0.0 | 0 | 0 | 0 | 0 | 0 | 0 | 0 | 0 | 0 |
| SF 12/24 | L | 1/0 | 3 | 2 | 1 | 0.0 | 0 | 0 | 0 | 0 | 0 | 0 | 1 | 1 | 0 |
| Ari 1/1/17 | L | 1/0 | 2 | 1 | 1 | 0.0 | 0 | 0 | 0 | 0 | 0 | 0 | 0 | 0 | 0 |
| **Totals** | **4-12** | **4/0** | **6** | **4** | **2** | **0.0** | **0** | **0** | **0** | **0** | **0** | **0** | **1** | **1** | **0** |



# 32 Jordan Fuller

**Safety • Ohio State • Old Tappan, NJ.**

**Ht./Wt.:** 6-2/203
**NFL Exp.:** Rookie
**GP/GS, (Playoffs):** 1/1, (0/0)
**Birth Date:** 3/4/1998
**Acquired:** D6-'20 (No. 199 Overall)

**Transactions:** Selected by the Rams in the sixth round (199th overall) of the 2020 NFL Draft (4/25/20).

**Pro:** Led the team in tackles with eight total tackles (five solo) which ties for second in franchise history for total tackles by a rookie in his NFL debut.

**2020 Season: Vs. Dallas (9/13):** Opened his NFL debut starting in the secondary and lead the team in tackles with eight total tackles (five solo).

**College:** Played in all 13 of the Buckeyes games as a true freshman in 2016, playing mostly on special teams with 71 snaps played on defense and making 11 tackles (7 solo)…named starting safety going into 2017 as a sophomore, replacing Malik Hooker…played in all 13 games making 70 tackles, including a team-leading 57 solo stops, two tackles for loss and two interceptions…named third team All-Big Ten Conference and a Big Ten Distinguished Scholar…going into 2018 as a junior he was named a team captain…according to Northjersey.com fellow CB Jeff Okudah says the defense referred to him as "Captain Fuller, QB of the defense"…he played 13 games recorded 81 tackles, second highest on the team, with one interception, four passes broken up and two fumble recoveries…he was named second team All-Big Ten by the league's coaches and honorable mention by the media and was named an Academic All-American…he remained a captain going into his senior season in 2019 and entered the year on the Jim Thorpe Award and Bronko Nagurski Trophy watchlists…he played all 14 games making 62 tackles (42 solo) with two interceptions, four pass break-ups and one fumble recovery…his best game on the season was against Michigan State with seven tackles (five solo) and an interception with a return of 26 yards…named a semifinalist for the Jason Witten Man of the Year award, the Lott IMPACT Trophy and finalist for the William V. Campbell Trophy…named first team All-Big Ten.

**Personal:** Grew up in Norwood, New Jersey and attended Northern Valley Regional High School at Old Tappan...played multiple positions for the Golden Knights and was named the Gatorade Player of the Year for New Jersey and the State Player of the Year by NJ.com as a senior after rushing for 747 yards and 10 touchdowns, catching 33 passes for 886 yards and five TDs and throwing for 135 yards on offense and making 44 tackles and intercepting six passes on defense…played in the U.S. Army All-American Bowl…son of Bart Fuller and Cindy Mizelle…his mother is a professional touring singer who has performed with Bruce Springsteen, the Rolling Stones, Whitney Houston and Luther Vandross, among others…brother, Devin, played collegiately at UCLA and spent a season with the Atlanta Falcons…has one sister, Jasmine.

## Jordan Fuller, NFL Statistics

**Regular Season**

| | | | Tackles | | | | | Interceptions | | | | | Fumbles | | |
|---|---|---|---|---|---|---|---|---|---|---|---|---|---|---|---|
| Year | Team | G/S | Total | Solo | Asst. | Sacks | Yards | Int. | Yards | Long | TD | PD | FF | FR | Yards |
| 2020 | Los Angeles Rams | 1/1 | 8 | 5 | 3 | 0.0 | 0.0 | 0 | 0 | 0 | 0 | 0 | 0 | 0 | 0 |
| **Totals** | | **1/1** | **8** | **5** | **3** | **0.0** | **0.0** | **0** | **0** | **0** | **0** | **0** | **0** | **0** | **0** |

## Jordan Fuller, Game-By-Game

**2020 Los Angeles Rams**

| Game | W/L | P/S | T | S | A | Sk | Yds | Int | Yds | Lg | TD | PD | FF | FR | Yds |
|---|---|---|---|---|---|---|---|---|---|---|---|---|---|---|---|
| Dal 9/13 | W | 1/1 | 8 | 5 | 3 | 0.0 | 0.0 | 0 | 0 | 0 | 0 | 0 | 0 | 0 | 0 |
| at Phi 9/20 | - | 0/0 | 0 | 0 | 0 | 0.0 | 0.0 | 0 | 0 | 0 | 0 | 0 | 0 | 0 | 0 |
| at Buf 9/27 | - | 0/0 | 0 | 0 | 0 | 0.0 | 0.0 | 0 | 0 | 0 | 0 | 0 | 0 | 0 | 0 |
| NYG 10/4 | - | 0/0 | 0 | 0 | 0 | 0.0 | 0.0 | 0 | 0 | 0 | 0 | 0 | 0 | 0 | 0 |
| at Was 10/11 | - | 0/0 | 0 | 0 | 0 | 0.0 | 0.0 | 0 | 0 | 0 | 0 | 0 | 0 | 0 | 0 |
| at SF 10/18 | - | 0/0 | 0 | 0 | 0 | 0.0 | 0.0 | 0 | 0 | 0 | 0 | 0 | 0 | 0 | 0 |
| Chi 10/26 | - | 0/0 | 0 | 0 | 0 | 0.0 | 0.0 | 0 | 0 | 0 | 0 | 0 | 0 | 0 | 0 |
| at Mia 11/1 | - | 0/0 | 0 | 0 | 0 | 0.0 | 0.0 | 0 | 0 | 0 | 0 | 0 | 0 | 0 | 0 |
| Sea 11/15 | - | 0/0 | 0 | 0 | 0 | 0.0 | 0.0 | 0 | 0 | 0 | 0 | 0 | 0 | 0 | 0 |
| at TB 11/23 | - | 0/0 | 0 | 0 | 0 | 0.0 | 0.0 | 0 | 0 | 0 | 0 | 0 | 0 | 0 | 0 |
| SF 11/29 | - | 0/0 | 0 | 0 | 0 | 0.0 | 0.0 | 0 | 0 | 0 | 0 | 0 | 0 | 0 | 0 |
| at Ari 12/6 | - | 0/0 | 0 | 0 | 0 | 0.0 | 0.0 | 0 | 0 | 0 | 0 | 0 | 0 | 0 | 0 |
| NE 12/10 | - | 0/0 | 0 | 0 | 0 | 0.0 | 0.0 | 0 | 0 | 0 | 0 | 0 | 0 | 0 | 0 |
| NYJ 12/19 | - | 0/0 | 0 | 0 | 0 | 0.0 | 0.0 | 0 | 0 | 0 | 0 | 0 | 0 | 0 | 0 |
| at Sea 12/27 | - | 0/0 | 0 | 0 | 0 | 0.0 | 0.0 | 0 | 0 | 0 | 0 | 0 | 0 | 0 | 0 |
| Ari 1/3/21 | - | 0/0 | 0 | 0 | 2 | 0.0 | 0.0 | 0 | 0 | 0 | 0 | 0 | 0 | 0 | 0 |
| **Totals** | **1-1** | **1/1** | **8** | **5** | **3** | **0.0** | **0.0** | **0** | **0** | **0** | **0** | **0** | **0** | **0** | **0** |



# 91 Greg Gaines

Defensive Tackle • Washington • La Habra, Calif.

**Ht./Wt.:** 6-1/312
**NFL Exp.:** 2 (2nd Rams)
**GP/GS, (Playoffs):** 11/0, (0/0)
**Birth Date:** 5/6/1996
**Acquired:** D4-'19 (No. 134 Overall)

**Transactions:** Selected by the Rams in the fourth round (134th overall) of the 2019 NFL Draft (4/27/18).

**Pro:** Second year pro out of Washington...made NFL debut in 2019 Week 2 game against New Orleans...has appeared in 11 games and recorded 13 tackles (six solo) in his career.

**2020 Season: Vs. Dallas (9/13):** Appeared in the season opener on the defensive line...played 14 defensive snaps (19 percent)...did not record any stats.

**2019 Season:** Appeared in 10 games in his rookie campaign... made NFL debut in Week 2 win over New Orleans...recorded first tackle in Week 5 at Seattle...recorded first sack in Week 12 against Baltimore...**at Carolina (9/8):** Declared inactive...**vs. New Orleans (9/15):** Made NFL debut and played three snaps defensively... **at Cleveland (9/8):** Declared inactive...**vs. Tampa Bay (9/29):** Declared inactive...**at Seattle (10/3):** Recorded two tackles while playing 13 snaps defensively...**vs. San Francisco (10/13):** Assisted on three tackles while playing 28 snaps (36 percent) on defense...**at Atlanta (10/20):** Declared inactive...**vs. Cincinnati (10/27):** Declared inactive...**at Pittsburgh (11/10):** Recorded one quarterback hit while playing 25 snaps (34 percent) defensively... **vs. Chicago (11/17):** Declared inactive...**vs. Baltimore (11/25):** Tallied 0.5 sack, the first of his career...totaled four tackles (one solo)...added one quarterback hit...**at Arizona (12/1):** Recorded three tackles (two solo) while playing 25 defensive snaps (39 percent)...**vs. Seattle (12/8):** Recorded one solo tackle while playing 15 defensive snaps (22 percent)...**at Dallas (12/15):** Played 21 defensive snaps (30 percent)...did not record any stats...**at San Francisco (12/21):** Played 12 defensive snaps (21 percent)...did not record any stats...**vs. Arizona (12/29):** Played 14 defensive snaps (21 percent)...did not record any stats.

**College:** Played in 54 games at Washington...totaled 148 tackles (74 solo) in his four seasons of action as a Husky...added 9.5 career sacks, 20.5 tackles for loss, four passes defensed, one fumble recovery and one interception as a collegiate athlete... winner of the 2018 Morris Trophy as the top defensive lineman (as voted by opposing team players) in the Pac-12...played in and started all 14 games as a senior in 2018...finished with a career-high 55 tackles and 25 solo stops...matched a single-season best 3.5 sacks for a career-best 31 yards lost...recorded first career interception vs. Stanford...tied his career high with 10 tackles, including two tackles for loss and 1.0 sack at California...for the third straight season, won the L. Wait Rising Defensive Lineman of the Year award at the UW postseason awards banquet...named to the academic All-Pac-12 Second-Team as a junior in 2017...played in and started all 13 games as a junior...earned Second-Team All-Pac-12 honors...posted 30 tackles (16 solo)...posted 2.5 sacks for 11 yards lost...posted a career-high three passes defensed and recovered the lone fumble of his career...finished the win over Rutgers with four tackles and a career-high two pass break-ups... for the second year in a row, won the L. Wait Rising Lineman of the Year Award at the UW postseason awards banquet...started all 14 games at defensive tackle as a sophomore in 2016...posted a then career-best 35 tackles (21 solo) and established a single-season best 3.5 sacks for 19 yards lost...led UW with seven total tackles, including two for loss, in the win over Portland State... added four tackles, including half of a tackle for loss in the Pac-12 Championship Game win over Colorado...won the first-of-three L. Wait Rising Lineman of the Year Award at the team's postseason banquet...played in all 13 games, with six starts as a redshirt freshman in 2015...earned honorable mention All-Pac-12...made Husky debut in the opener at Boise State...posted 28 tackles (12 solo)...earned first collegiate start at Stanford and recorded two tackles...redshirted as a true freshman in 2014.

**Personal:** Earned MVP of the Freeway League and first-team All-CIF Southern Section Southwest Division on the defensive line in as a prep in 2013...also earned First-Team All-County from the *Orange County Register* and All-Area honors from the *Whittier Daily News*...earned Third-Team All-State from CalHiSports.com... played running back in short-yardage situations at La Habra High School.

# Greg Gaines, NFL Statistics

## Regular Season

| | | | Tackles | | | | | Interceptions | | | | | Fumbles | | |
|---|---|---|---|---|---|---|---|---|---|---|---|---|---|---|---|
| Year | Team | G/GS | Total | Solo | Asst. | Sacks | Yards | Int. | Yards | Long | TD | PD | FF | FR | Yards |
| 2019 | Los Angeles Rams | 10/0 | 13 | 6 | 7 | 0.5 | 2.0 | 0 | 0 | 0 | 0 | 0 | 0 | 0 | 0 |
| 2020 | Los Angeles Rams | 1/0 | 0 | 0 | 0 | 0.0 | 0.0 | 0 | 0 | 0 | 0 | 0 | 0 | 0 | 0 |
| **Totals** | | **11/0** | **13** | **6** | **7** | **0.5** | **2.0** | **0** | **0** | **0** | **0** | **0** | **0** | **0** | **0** |

# Greg Gaines, Game-By-Game

### 2020 Los Angeles Rams

| Game | W/L | P/S | T | S | A | Sk | Yds | Int | Yds | Lg | TD | PD | FF | FR | Yds |
|---|---|---|---|---|---|---|---|---|---|---|---|---|---|---|---|
| Dal 9/13 | W | 1/0 | 0 | 0 | 0 | 0.0 | 0.0 | 0 | 0 | 0 | 0 | 0 | 0 | 0 | 0 |
| at Phi 9/20 | - | 0/0 | 0 | 0 | 0 | 0.0 | 0.0 | 0 | 0 | 0 | 0 | 0 | 0 | 0 | 0 |
| at Buf 9/27 | - | 0/0 | 0 | 0 | 0 | 0.0 | 0.0 | 0 | 0 | 0 | 0 | 0 | 0 | 0 | 0 |
| NYG 10/4 | - | 0/0 | 0 | 0 | 0 | 0.0 | 0.0 | 0 | 0 | 0 | 0 | 0 | 0 | 0 | 0 |
| at Was 10/11 | - | 0/0 | 0 | 0 | 0 | 0.0 | 0.0 | 0 | 0 | 0 | 0 | 0 | 0 | 0 | 0 |
| at SF 10/18 | - | 0/0 | 0 | 0 | 0 | 0.0 | 0.0 | 0 | 0 | 0 | 0 | 0 | 0 | 0 | 0 |
| Chi 10/26 | - | 0/0 | 0 | 0 | 0 | 0.0 | 0.0 | 0 | 0 | 0 | 0 | 0 | 0 | 0 | 0 |
| at Mia 11/1 | - | 0/0 | 0 | 0 | 0 | 0.0 | 0.0 | 0 | 0 | 0 | 0 | 0 | 0 | 0 | 0 |
| Sea 11/15 | - | 0/0 | 0 | 0 | 0 | 0.0 | 0.0 | 0 | 0 | 0 | 0 | 0 | 0 | 0 | 0 |
| at TB 11/23 | - | 0/0 | 0 | 0 | 0 | 0.0 | 0.0 | 0 | 0 | 0 | 0 | 0 | 0 | 0 | 0 |
| SF 11/29 | - | 0/0 | 0 | 0 | 0 | 0.0 | 0.0 | 0 | 0 | 0 | 0 | 0 | 0 | 0 | 0 |
| at Ari 12/6 | - | 0/0 | 0 | 0 | 0 | 0.0 | 0.0 | 0 | 0 | 0 | 0 | 0 | 0 | 0 | 0 |
| NE 12/10 | - | 0/0 | 0 | 0 | 0 | 0.0 | 0.0 | 0 | 0 | 0 | 0 | 0 | 0 | 0 | 0 |
| NYJ 12/19 | - | 0/0 | 0 | 0 | 0 | 0.0 | 0.0 | 0 | 0 | 0 | 0 | 0 | 0 | 0 | 0 |
| at Sea 12/27 | - | 0/0 | 0 | 0 | 0 | 0.0 | 0.0 | 0 | 0 | 0 | 0 | 0 | 0 | 0 | 0 |
| Ari 1/3/21 | - | 0/0 | 0 | 0 | 2 | 0.0 | 0.0 | 0 | 0 | 0 | 0 | 0 | 0 | 0 | 0 |
| **Totals** | **1-0** | **1/0** | **0** | **0** | **0** | **0.0** | **0.0** | **0** | **0** | **0** | **0** | **0** | **0** | **0** | **0** |

### 2019 Los Angeles Rams

| Game | W/L | P/S | T | S | A | Sk | Yds | Int | Yds | Lg | TD | PD | FF | FR | Yds |
|---|---|---|---|---|---|---|---|---|---|---|---|---|---|---|---|
| at CAR 9/8 | W | | | | | | Inactive | | | | | | | | |
| NO 9/15 | W | 1/0 | 0 | 0 | 0 | 0.0 | 0.0 | 0 | 0.0 | 0 | 0 | 0 | 0 | 0 | 0.0 |
| at Cle 9/22 | W | | | | | | Inactive | | | | | | | | |
| TB 9/29 | L | | | | | | Inactive | | | | | | | | |
| at Sea 10/3 | L | 1/0 | 2 | 2 | 0 | 0.0 | 0.0 | 0 | 0.0 | 0 | 0 | 0 | 0 | 0 | 0.0 |
| SF 10/13 | L | 1/0 | 3 | 0 | 3 | 0.0 | 0.0 | 0 | 0.0 | 0 | 0 | 0 | 0 | 0 | 0.0 |
| at Atl 10/20 | W | | | | | | Inactive | | | | | | | | |
| Cin 10/27 | W | | | | | | Inactive | | | | | | | | |
| at Pit 11/10 | L | 1/0 | 0 | 0 | 0 | 0.0 | 0.0 | 0 | 0.0 | 0 | 0 | 0 | 0 | 0 | 0.0 |
| Chi 11/17 | W | | | | | | Inactive | | | | | | | | |
| Bal 11/25 | L | 1/0 | 4 | 1 | 3 | 0.5 | 2.0 | 0 | 0 | 0 | 0 | 0 | 0 | 0 | 0.0 |
| at Ari 12/1 | W | 1/0 | 3 | 2 | 1 | 0.0 | 0.0 | 0 | 0 | 0 | 0 | 0 | 0 | 0 | 0.0 |
| Sea 12/8 | W | 1/0 | 1 | 1 | 0 | 0.0 | 0.0 | 0 | 0 | 0 | 0 | 0 | 0 | 0 | 0.0 |
| at Dal 12/15 | L | 1/0 | 0 | 0 | 0 | 0.0 | 0.0 | 0 | 0 | 0 | 0 | 0 | 0 | 0 | 0.0 |
| at SF 12/21 | L | 1/0 | 0 | 0 | 0 | 0.0 | 0.0 | 0 | 0 | 0 | 0 | 0 | 0 | 0 | 0.0 |
| Ari 12/29 | W | 1/0 | 0 | 0 | 0 | 0.0 | 0.0 | 0 | 0 | 0 | 0 | 0 | 0 | 0 | 0.0 |
| **Totals** | **9-7** | **10/0** | **13** | **6** | **7** | **0.5** | **2.0** | **0** | **0** | **0** | **0** | **0** | **0** | **0** | **0.0** |



# 16 Jared Goff

**Quarterback • California • Novato, Calif.**

**Ht./Wt.:** 6-4/222
**NFL Exp.:** 5 (5th Rams)
**GP/GS, (Playoffs):** 55/55, (4/4)
**Birth Date:** 10/14/1994
**Acquired:** D1-'16 (No. 1 Overall)

**Transactions:** Selected by Los Angeles in the first round (1st overall) of the 2016 NFL Draft (4/28/16).

**Pro:** Fifth-year professional, originally drafted No. 1 overall in 2016...started all 55 regular season games and four postseason contests played in first three-plus NFL seasons...amassed 14,219 career yards passing with 87 touchdowns...currently sixth on L.A.'s all-time passing leaderboard...named to the Pro Bowl following the 2017 and 2018 seasons...threw for 20-plus passing touchdowns in each of his first three seasons under Head Coach Sean McVay.

**2020 Season: vs. Dallas (9/13):** Starting quarterback for the season opener for fourth-consecutive season...completed 20-of-31 passes for 275 yards...darted a long of 31 yards... threw one interception...scrambled four times for 15 yards.

**2019 Season:** Starting quarterback for season opener for third-consecutive season...started all 16 regular season games... reached 10,000 career passing yards in Week 2 win over New Orleans...threw for a career-high 517 yards in Week 4 against Tampa Bay...became the seventh QB in franchise history to throw for 1,000 completions in Week 12 vs. Baltimore...named NFC Offensive Player of the Week following Week 13 performance at Arizona...became the seventh QB in franchise history to record 80 passing touchdowns after tossing two TDs against Seattle in Week 14...became the first QB in franchise history to record consecutive seasons with over 4,000 passing yards...threw for three TDs in season finale vs. Arizona, tossing multiple TD passes in five-consecutive games for the third-consecutive season...one of only seven QBs since 1970 to have streaks of five-consecutive games with multiple TD passes in three-consecutive seasons...sacked a career-low 22 times in the 2019 campaign...**at Carolina (9/8):** Completed 23-of-39 passes for 186 yards, one touchdown and one interception...interception was the first of his career in a season opener...moved to 5-1 all-time against fellow No. 1 picked QBs after defeating Cam Newton in the contest...**vs. New Orleans (9/15):** Completed 19-of-28 passes for 283 yards and a touchdown...112.6 quarterback rating...reached 10,000 career passing yard mark, becoming the 14th quarterback since 1950 to reach the milestone in first 40 starts...connected with WR Cooper Kupp for a 66-yard completion in the fourth quarter that was his longest completion since linking up with Kupp for a 70-yard reception in Week 4 of 2018...increased career passing yardage against New Orleans to 1,242, his most against a single opponent**...at Cleveland (9/8):** Completed 24-of-38 passes for 269 yards and two touchdowns... connected with WR Cooper Kupp for a pair of touchdowns, giving Kupp 13 TDs, Goff's most with any receiver...moved to 6-1 all-time against fellow No. 1 drafted QBs after defeating Browns QB Baker Mayfield...**vs. Tampa Bay (9/29):** Completed 45-of-68 passes for a career-high 517 yards...tossed two touchdowns, including his 14th to WR Cooper Kupp...**at Seattle (10/3):** Completed 29-of-49 passes for 395 yards...connected with WR Cooper Kupp for a touchdown...passed Sam Bradford for seventh place on L.A.'s All-Time Passing Yards leaderboard...**vs. San Francisco (10/13):** Completed 13-of-24 passes for 78 yards...**at Atlanta (10/20):** Completed 22-of-37 passes for 268 yards...threw two touchdowns while also rushing for one...led L.A.'s passing attack that saw seven different players catch a pass on offense...**vs. Cincinnati (10/27):** Completed 17-of-31 passes for 372 yards...threw two touchdowns, including a 65-yard completion to WR Cooper Kupp...threw for over 300 yards for the third time in 2019 season...passer rating of 119.3 was eighth-highest in his career...**at Pittsburgh (11/10):** Completed 22-of-41 passes for 243 yards...became the second active QB age 25 or younger to reach the 12,000 career passing yard threshold... **vs. Chicago (11/17):** Completed 11-of-18 passes for 173 yards... connected with WR Cooper Kupp on a 50-yard completion, the duo's third connection of 50-plus yards this season...completed all three pass attempts on L.A.'s final drive to give L.A. a 10-point lead...




**vs. Baltimore (11/25):** Completed 26-of-37 passes for 212 yards... connected with WR Robert Woods on a 38-yard reception... became the seventh QB in franchise history to total 1,000 career completions with the organization...**at Arizona (12/1):** Completed 32-of-43 passes for 424 yards...fourth time in his career he threw for 400-plus yards...threw for two touchdowns, including his 17th to WR Cooper Kupp...tossed for 323 yards in the first half, the first time he's thrown for 300-plus yards in a half...**vs. Seattle (12/8):** Completed 22-of-31 passes for 293 yards and two TDs...connected with WR Robert Woods for Woods' first receiving TD of the season...threw his sixth TD of the season to WR Cooper Kupp...was a perfect seven-of-seven on passes outside the pocket...became the seventh QB in franchise history to tally 80 passing touchdowns...**at Dallas (12/15):** Completed 33-of-51 passes for 284 yards and two TDs... connected with RB Todd Gurley II and WR Cooper Kupp on his two touchdown passes...**at San Francisco (12/21):** Completed 27-of-46 passes for 323 yards and two touchdowns...became the second QB in franchise history to have multiple seasons with over 4,000 passing yards, joining Hall of Famer Kurt Warner... two-touchdown performance gave him four consecutive games with multiple touchdown passes, the third time in his career he's had a streak of that length...**vs. Arizona (12/29):** Completed 29-of-45 passes for 319 yards and three touchdowns...reached 20-plus passing touchdowns for the third-consecutive season.

**2018 Season:** Started all 16 regular season games and three postseason contests, including Super Bowl LIII...set career-bests across the board including passing yards (4,688), touchdowns (32), completion percentage (64.9) and passer rating (101.1)... named NFC Offensive Player of the Week for his Week 4 performance against the Vikings in which he threw for a career-high 465 yards and five touchdowns...later named NFC Offensive Player of the Month for September...selected to his second consecutive Pro Bowl...led offense that ranked in the top three in the NFL in points per game (2nd), total net yardage (2nd), net passing yards per play (t-3rd) and pass yards per attempt (4th)... his 4,688 passing yards were the second-most in a single season in franchise history...his 32 passing touchdowns were the third-most in a single season in Rams history...**at Oakland (9/10):** Completed 18-of-33 passes for 233 yards, two touchdowns and no interceptions for a 97.2 passer rating...his fifth career road start with zero interceptions and at least two passing touchdowns...**vs. Arizona (9/16):** Completed 24-of-32 passes for 354 yards, one

touchdown and one interception...his 108.1 passer rating was the seventh-highest mark of his career...**vs. Chargers (9/23):** Completed 29-of-36 passes for 354 yards, three touchdowns and one interception...his 123.8 passer rating was the fourth highest of his career...became the third player in league history to throw for at least 350 yards and complete 75 percent of his passes in consecutive weeks...also added three rushes for 14 yards...**vs. Minnesota (9/27):** Completed 26-of-33 passing attempts for a career-high 465 yards and five touchdowns with zero interceptions...posted a season-long 70-yard completion... his 158.3 passer rating was a new personal best...became the third quarterback in league history to post a perfect passer rating with at least 30 passing attempts in a single game...logged his first career 400-plus passing yard game and eighth career 300-plus passing yard game (fourth-most in franchise history)...his 465 passing yards were the third highest single-game passing total in franchise history...his four first half touchdown passes and five total touchdown passes tied Kurt Warner (10/10/99) for the most in franchise history...tied a league record with three consecutive games of at least 350 passing yards while completing at least 75 percent of his passes...also tallied two rushing attempts for seven yards...**vs. Green Bay (10/28):** Completed 19-of-35 passes for 295 yards and three touchdowns for a 111.0 passer rating...recorded his 50th career passing touchdown...his second game of the season with at least three touchdowns and zero interceptions and the sixth of his career...helped lead the team back from a 10-point deficit late in the first half...added five rushes for seven yards...**at New Orleans (11/4):** Completed 28-of-40 passes for 391 yards, three touchdowns and one interception for a 115.7 passer rating...his fifth game of the season (10th career) with at least 300 passing yards and fourth game (eighth career) with at least three passing touchdowns...completed at least 70 percent of his pass attempts for the sixth time this season...added three rushes for 17 yards...**vs. Seattle (11/11):** Completed 28-of-39 passes for 318 yards and two touchdowns for a 113.0 passer rating... his sixth game of the season and 11th career game with at least 300 passing yards...added three rushes for three yards... **vs. Kansas City (11/19):** Completed 31-of-49 passes for 413 yards, four touchdowns and a 117.1 passer rating...compiled 400-plus passing yards for the second time in his career...marked his fourth career game with at least four touchdown passes...passed Billy Wade (56) for ninth place on the Rams all-time passing touchdown leaders list...added four rushes for six yards and one rushing touchdown...his first rushing touchdown of the season and third of his career...**vs. Philadelphia (12/16):** Completed a career-high 35-of-53 passes for 339 yards and a 75.9 passer rating....tallied his eighth game with 300-plus passing yards on the season (13th career)...moved into fifth place on the Rams' all-time single-season passing yards list (4,273 yards)...added two rushes for 11 yards...**at Arizona (12/23):** Completed 19-of-24 passes for 216 yards, one touchdown and a 118.1 passer rating... passed Pat Haden (9,296) for ninth place and Vince Ferragamo (9,376) for eighth place on the Rams all-time passing leaders list...ranks second in franchise history in passing yards in a single season (4,489)...added two rushes for six yards and one rushing touchdown (second of season, fourth of career)...**vs. San Francisco (12/30):** Completed 15-of-26 passes for 199 yards, four touchdowns and a 121.6 passer rating...his third game of the season with at least four touchdown passes (fifth career)...became the fourth quarterback in franchise history to throw for at least 30 touchdowns in a season, joining Vince Ferragamo (30, 1980), Jim Everett (31, 1988), Kurt Warner (36, 2001 and 41, 1999)... his 32 touchdowns lifted him past Jim Everett (31, 1988) for the third-most in franchise history...his 364 completions passed Sam Bradford (354, 2010) for the third-most single-season completions in franchise history...**Divisional Round vs. Dallas (1/12/19):** Completed 15-of-28 passes for 186 yards and a 74.4 passer rating...added six rushes for 12 yards with a long of 11 yards on a third-and-seven to seal the win...**Championship Round at New Orleans (1/20/19):** Completed 25-of-40 passes for 297 yards, one touchdown and an 83.0 passer rating...set new career postseason highs in completions, completion percentage, passing yards and passer rating...added three carries for 10 yards...**Super Bowl LIII (2/3/19):** Completed 19-of-38 passes for 229 yards and a 57.9 passer rating...passed Marc Bulger (944) and Bob Waterfield (965) for fourth place on the Rams postseason passing leaders list.

**2017 Season:** Started all 15 games played...finished the regular season 296-for-477, 3,804 passing yards, 28 touchdowns, seven interceptions and a passer rating of 100.5...earned NFC Offensive Player of the Week honors for his Week 9 performance...named a Pro Bowl first alternate... led team that ranked in the top five in the NFL in points per game (1st), passing percent had intercepted (2nd), passing net yards per play (4th) and yards per play (5th)... his 3,804 passing yards are the ninth-most by a Rams quarterback in a single season in franchise history...on the road, Goff completed 148 passes for 1,848 yards, 18 touchdowns, and two interceptions for 109.8 passer rating...his 28 passing touchdowns passed Roman Gabriel (25) for the sixth-most passing touchdowns in a season in franchise history...**vs. Indianapolis (9/10):** Completed 21-of-29 passes for 306 yards and a touchdown, for a 117.9 passer rating, while picking up his first career win as a starter...**at San Francisco (9/21):** Completed 22-of-28 passes for 292 yards, three touchdowns and no interceptions for a 145.8 passer rating... established a personal best in completion percentage (78.6)... **vs. Arizona (10/22):** Completed 22-of-37 passes for 235 yards, two touchdowns (one rushing)...**at New York Giants (11/5):** Completed 14-of-22 passes for 311 yards and four touchdowns for a career-high passer rating of 146.8...the ninth highest passer rating in franchise history...**vs. Houston (11/12):** Completed 25-of-37 passes for a personal best 355 yards...no interceptions and a 125.4 passer rating...recorded a career-long 94-yard touchdown pass to WR Robert Woods...**vs. New Orleans (11/26):** Completed 28-of-43 passes for his second highest career record of 354 yards, two touchdowns, and a 96.5 passer rating...**at Arizona (12/3):** Completed 21-of-31 passes for 220 yards and two touchdowns for a 96.2 passer rating...eclipsed 3,000 passing yards and 20 touchdowns this season, the last Rams quarterback to post those numbers was Sam Bradford (3,702 yards and 21 touchdowns in 2012)...his 12 passing touchdowns on the road this season is the sixth most by a Rams quarterback in a single season...**at Tennessee (12/24):** Completed 22-of-28 passes for 301 yards and four touchdowns for a 118.4 passer rating...passed former QB Sam Bradford (3,512) for the 10th-highest and ninth-highest (3,702) single-season passing yard output in franchise history...**Wild Card vs. Atlanta (1/6/18):** Completed 24-of-45 passes for 259 yards, no interceptions and one touchdown for a 77.9 passer rating.

**2016 Season:** Started the last seven games of the season... completed 112-of-205 passes for 1,089 yards and six touchdowns (one rushing)...**vs. Miami (11/20):** Made his NFL debut...completed 17-of-31 passes for 134 yards without an interception...carried the ball four times for 11 yards...**at New Orleans (11/27):** Completed 20-of-32- passes for 214 yards and three touchdowns...first career NFL touchdown came on a 24-yard completion to wide receiver Tavon Austin...finished with a passer rating of 100.3...**vs. Atlanta (12/11):** Tallied 235 passing yards on 24-of-41 completions...scored his first rushing touchdown of his career on a two-yard scamper.

**College:** Started all 37 games possible during his three seasons at Cal and is the only quarterback in school history to have ever started his first game as a true freshman...holds 26 Cal records including career marks for passing yards (12,220), passing yards per game (329.7), touchdown passes (96), completions (977), passing attempts (1,569), total offense (12,086) and total plays (1,739)...second on the school's all-time list for passing efficiency (143.95) behind only Aaron Rodgers...broke Pac-12 career records with an average of 326.6 yards of total offense per game as well as three seasons of gaining 3,000 or more total yards... ranks third all-time in Pac-12 history and 26th nationally in passing yards as well as fourth in the Pac-12 and 27th nationally in passing touchdowns..set a pair of Pac-12 single-season records in his final campaign as a 2015 junior when he passed for 4,719 yards and 43 touchdowns and he was also the first Cal quarterback to earn first-team All-Pac-12 honors since Rodgers in 2004...two-time team captain as voted by his teammates in his final two campaigns as a junior and 2014 sophomore...one of six players in Pac-12 history to throw for 3,000 or more yards in three seasons and one of two to throw for 3,000 or more yards in each of his first three campaigns... had at least 268 yards passing or two touchdown passes in each of his final 14 collegiate contests...twice earned Pac-12 Offensive Player of the Week honors with both coming over the final three games of his 2015 junior season against Oregon State (11/14/2015) and Arizona State (11/28/2015)... the team's seven-win turnaround over his last two seasons from a 1-11 record in 2013 to an 8-5 mark in 2015 is tied for the second best in school history behind only the eight-win improvement from a 2-10 mark in 1946 to a 10-1 record in 1948...Cal's Most Outstanding Player in a Lockheed Martin Armed Forces Bowl victory over Air Force as a junior in the final game of his collegiate career when he set the bowl's single-game records by passing for 467 yards

and six touchdowns to lead Cal to its first bowl victory since 2008.

**Personal:** Attended Marin Catholic High School in Calif...passed for a combined 7,687 yards and 93 touchdowns with 18 interceptions in three varsity seasons from 2010-12, completing 477-of-767 passes (62.2 percent)...led three varsity teams to one appearance in the state title game, one North Coast Section crown, three NCS playoff appearances and three MCL championships...earned All-American honors from SuperPrep as a 2012 senior...parents are Jerry and Nancy Goff...has one sibling, Lauren...father was a catcher who played Major League Baseball with Montreal (1990, 1992), Pittsburgh (1993-94) and Detroit (1995-96) following his collegiate baseball career at Cal that included All-America, All-District 8 and All-Pac-10 honors in 1986...majored in sociology.

# Jared Goff, NFL Statistics

## Regular Season

### Passing

| Year | Team | G/S | Att. | Comp. | Pct. | Yards | Yds/Att. | TD | Int. | Long | Sack-Yards | Rating |
|---|---|---|---|---|---|---|---|---|---|---|---|---|
| 2016 | Los Angeles Rams | 7/7 | 205 | 112 | 54.6 | 1,089 | 5.3 | 5 | 7 | 66 | 26-222 | 63.6 |
| 2017 | Los Angeles Rams | 15/15 | 477 | 296 | 62.1 | 3,804 | 8.0 | 28 | 7 | 94t | 25-172 | 100.5 |
| 2018 | Los Angeles Rams | 16/16 | 561 | 364 | 64.9 | 4,688 | 8.4 | 32 | 12 | 70t | 33-223 | 101.1 |
| 2019 | Los Angeles Rams | 16/16 | 626 | 394 | 62.9 | 4.638 | 7.4 | 22 | 16 | 66 | 22-170 | 86.5 |
| 2020 | Los Angeles Rams | 1/1 | 31 | 20 | 64.5 | 275 | 8.8 | 0 | 1 | 31 | 1-06 | 79.4 |
| **Totals** | | **55/55** | **1,900** | **1,157** | **60.8** | **14,494** | **7.6** | **87** | **43** | **94t** | **107-793** | **86.2** |

### Rushing

| Year | Team | Att. | Yards | Avg. | Long | TD |
|---|---|---|---|---|---|---|
| 2016 | Los Angeles Rams | 8 | 16 | 2.0 | 6 | 1 |
| 2017 | Los Angeles Rams | 28 | 51 | 1.8 | 22 | 1 |
| 2018 | Los Angeles Rams | 43 | 108 | 2.5 | 16 | 2 |
| 2019 | Los Angeles Rams | 33 | 40 | 1.2 | 8 | 2 |
| 2020 | Los Angeles Rams | 4 | 15 | 3.8 | 8 | 0 |
| **Totals** | | **116** | **230** | **1.9** | **30** | **6** |

## Postseason

### Passing

| Year | Team | G/S | Att. | Comp. | Pct. | Yards | Yds/Att. | TD | Int. | Long | Sack-Yards | Rating |
|---|---|---|---|---|---|---|---|---|---|---|---|---|
| 2017 | Los Angeles Rams | 1/1 | 45 | 24 | 53.3 | 259 | 5.8 | 1 | 0 | 38 | 3-13 | 77.9 |
| 2018 | Los Angeles Rams | 3/3 | 106 | 59 | 55.7 | 712 | 6.7 | 1 | 2 | 39 | 5-39 | 71.7 |
| **Totals** | | **4/4** | **151** | **83** | **55.0** | **971** | **6.4** | **2** | **2** | **39** | **8-52** | **73.6** |

### Rushing

| Year | Team | Att. | Yards | Avg. | Long | TD |
|---|---|---|---|---|---|---|
| 2017 | Los Angeles Rams | 0 | 0 | 0 | 0 | 0 |
| 2018 | Los Angeles Rams | 9 | 22 | 2.4 | 11 | 0 |
| **Totals** | | **9** | **22** | **2.4** | **11** | **0** |

# Jared Goff, Game-By-Game

## 2020 Los Angeles Rams

| Game | W/L | P/S | Att. | Comp. | Pct. | Yards | Yards/ Att. | TD | Int. | Long | Sack- Yards | Rtg. |
|---|---|---|---|---|---|---|---|---|---|---|---|---|
| Dal 9/13 | W | 1/1 | 30 | 21 | 64.5 | 275 | 8.8 | 0 | 1 | 31 | 1-6 | 79.4 |
| at Phi 9/20 | - | 0/0 | 0 | 0 | 0.0 | 0 | 0.0 | 0 | 0 | 0 | 0-0 | 0.0 |
| at Buf 9/27 | - | 0/0 | 0 | 0 | 0.0 | 0 | 0.0 | 0 | 0 | 0 | 0-0 | 0.0 |
| NYG 10/4 | - | 0/0 | 0 | 0 | 0.0 | 0 | 0.0 | 0 | 0 | 0 | 0-0 | 0.0 |
| at Was 10/11 | - | 0/0 | 0 | 0 | 0.0 | 0 | 0.0 | 0 | 0 | 0 | 0-0 | 0.0 |
| at SF 10/18 | - | 0/0 | 0 | 0 | 0.0 | 0 | 0.0 | 0 | 0 | 0 | 0-0 | 0.0 |
| Chi 10/26 | - | 0/0 | 0 | 0 | 0.0 | 0 | 0.0 | 0 | 0 | 0 | 0-0 | 0.0 |
| at Mia 11/1 | - | 0/0 | 0 | 0 | 0.0 | 0 | 0.0 | 0 | 0 | 0 | 0-0 | 0.0 |
| Sea 11/15 | - | 0/0 | 0 | 0 | 0.0 | 0 | 0.0 | 0 | 0 | 0 | 0-0 | 0.0 |
| at TB 11/23 | - | 0/0 | 0 | 0 | 0.0 | 0 | 0.0 | 0 | 0 | 0 | 0-0 | 0.0 |
| SF 11/29 | - | 0/0 | 0 | 0 | 0.0 | 0 | 0.0 | 0 | 0 | 0 | 0-0 | 0.0 |
| at Ari 12/6 | - | 0/0 | 0 | 0 | 0.0 | 0 | 0.0 | 0 | 0 | 0 | 0-0 | 0.0 |
| NE 12/10 | - | 0/0 | 0 | 0 | 0.0 | 0 | 0.0 | 0 | 0 | 0 | 0-0 | 0.0 |
| NYJ 12/19 | - | 0/0 | 0 | 0 | 0.0 | 0 | 0.0 | 0 | 0 | 0 | 0-0 | 0.0 |
| at Sea 12/27 | - | 0/0 | 0 | 0 | 0.0 | 0 | 0.0 | 0 | 0 | 0 | 0-0 | 0.0 |
| Ari 1/3/21 | - | 0/0 | 0 | 0 | 0.0 | 0 | 0.0 | 0 | 0 | 0 | 0-0 | 0.0 |
| **Totals** | **1-0** | **1/1** | **30** | **21** | **64.5** | **275** | **8.8** | **0** | **1** | **31** | **1-6** | **79.4** |

## 2019 Los Angeles Rams

| Game | W/L | P/S | Att. | Comp. | Pct. | Yards | Yards/ Att. | TD | Int. | Long | Sack- Yards | Rtg. |
|---|---|---|---|---|---|---|---|---|---|---|---|---|
| at Car 9/8 | W | 1/1 | 39 | 23 | 59.0 | 186 | 4.8 | 1 | 1 | 24 | 1-3 | 69.0 |
| NO 9/15 | W | 1/1 | 28 | 19 | 67.9 | 283 | 10.1 | 1 | 0 | 66 | 3-18 | 112.6 |
| At Cle 9/22 | W | 1/1 | 38 | 24 | 63.2 | 268 | 7.1 | 2 | 2 | 23 | 1-14 | 79.8 |
| TB 9/29 | L | 1/1 | 68 | 45 | 66.1 | 517 | 7.6 | 2 | 3 | 37 | 2-27 | 80.3 |
| at Sea 10/3 | L | 1/1 | 49 | 29 | 59.2 | 395 | 8.1 | 1 | 1 | 32 | 0-0 | 83.3 |
| SF 10/13 | L | 1/1 | 24 | 13 | 54.2 | 78 | 3.3 | 0 | 0 | 12 | 4-30 | 60.8 |
| at Atl 10/20 | W | 1/1 | 37 | 22 | 59.5 | 268 | 7.2 | 2 | 0 | 33 | 0-0 | 99.8 |
| Cin 10/27 | W | 1/1 | 31 | 17 | 54.8 | 372 | 12.0 | 2 | 0 | **65** | 0-0 | 119.3 |
| at Pit 11/10 | L | 1/1 | 41 | 22 | 53.7 | 243 | 5.9 | 0 | 2 | 24 | 4-25 | 51.2 |
| Chi 11/17 | W | 1/1 | 18 | 11 | 61.1 | 173 | 9.6 | 0 | 1 | 50 | 0-0 | 69.9 |
| Bal 11/25 | L | 1/1 | 37 | 26 | 70.2 | 212 | 5.7 | 0 | 2 | 38 | 2-13 | 62.0 |
| at Ari 12/1 | W | 1/1 | 43 | 32 | 74.4 | 424 | 9.9 | 2 | 0 | 48 | 1-10 | 120.7 |
| Sea 12/8 | W | 1/1 | 31 | 22 | 70.9 | 293 | 9.5 | 2 | 2 | 33 | 0-0 | 95.2 |
| at Dal 12/15 | L | 1/1 | 51 | 33 | 64.7 | 284 | 5.6 | 2 | 1 | 28 | 2-22 | 84.1 |
| at SF 12/21 | L | 1/1 | 46 | 27 | 58.7 | 323 | 7.0 | 2 | 1 | 29 | 0-0 | 85.7 |
| Ari 12/29 | W | 1/1 | 45 | 29 | 64.4 | 319 | 7.1 | 3 | 0 | 37 | 1-8 | 107.5 |
| **Totals** | **9-7** | **16/16** | **626** | **394** | **62.9** | **4,638** | **7.4** | **22** | **16** | **66** | **22-170** | **86.5** |

## 2018 Los Angeles Rams

| Game | W/L | P/S | Att. | Comp. | Pct. | Yards | Yards/ Att. | TD | Int. | Long | Sack- Yards | Rtg. |
|---|---|---|---|---|---|---|---|---|---|---|---|---|
| at Oak 9/10 | W | 1/1 | 33 | 18 | 54.5 | 233 | 7.1 | 2 | 0 | 30 | 1-8 | 97.2 |
| Ari 9/16 | W | 1/1 | 32 | 24 | 75.0 | 354 | 11.1 | 1 | 1 | 57 | 2-12 | 108.1 |
| LAC 9/23 | W | 1/1 | 36 | 29 | 80.6 | 354 | 9.8 | 3 | 1 | 53t | 1-4 | 123.8 |
| Min 9/27 | W | 1/1 | 33 | 26 | 78.8 | 465 | 14.1 | 5 | 0 | **70t** | 1-9 | 158.3 |
| at Sea 10/7 | W | 1/1 | 32 | 23 | 71.9 | 321 | 10.0 | 1 | 2 | 31 | 1-8 | 88.2 |
| at Den10/14 | W | 1/1 | 28 | 14 | 50.0 | 201 | 7.2 | 0 | 1 | 44 | 5-27 | 58.8 |
| at SF 10/21 | W | 1/1 | 24 | 18 | 75.0 | 202 | 8.4 | 2 | 0 | 32 | 1-9 | 127.4 |
| GB 10/28 | W | 1/1 | 35 | 19 | 54.3 | 295 | 8.4 | 3 | 0 | 32 | 5-26 | 111.0 |
| at NO 11/4 | L | 1/1 | 40 | 28 | 70.0 | 391 | 9.8 | 3 | 1 | 48 | 0-0 | 115.7 |
| Sea 11/11 | W | 1/1 | 39 | 28 | 71.8 | 318 | 8.2 | 2 | 0 | 35 | 2-11 | 113.0 |
| KC 11/19 | W | 1/1 | 49 | 31 | 63.3 | 413 | 8.4 | 4 | 0 | **40** | 5-34 | 117.1 |
| at Det 12/2 | W | 1/1 | 33 | 17 | 51.5 | 207 | 6.3 | 1 | 1 | 26 | 2-12 | 68.6 |
| at Chi 12/9 | L | 1/1 | 44 | 20 | 45.5 | 180 | 4.1 | 0 | 4 | 29 | 3-25 | 19.1 |
| Phi 12/16 | L | 1/1 | 53 | 35 | 66.0 | 339 | 6.4 | 0 | 1 | 33 | 2-14 | 75.9 |
| at Ari 12/23 | W | 1/1 | 24 | 19 | 79.2 | 216 | 9.0 | 1 | 0 | **39** | 2-24 | 118.1 |
| SF 12/30 | W | 1/1 | 26 | 15 | 57.7 | 199 | 7.7 | 4 | 0 | 36 | 0-0 | 121.6 |
| **Totals** | **13-3** | **16/16** | **561** | **364** | **64.9** | **4,688** | **8.4** | **32** | **12** | **70t** | **33-223** | **101.1** |

### 2018 Postseason

| Game | W/L | P/S | Att. | Comp. | Pct. | Yards | Yards/ Att. | TD | Int. | Long | Sack- Yards | Rtg. |
|---|---|---|---|---|---|---|---|---|---|---|---|---|
| Dal 1/12/19 * | W | 1/1 | 28 | 15 | 53.6 | 186 | 6.6 | 0 | 0 | 21 | 0-0 | 74.4 |
| at NO 1/20/19 ^ | W | 1/1 | 40 | 25 | 62.5 | 297 | 7.4 | 1 | 1 | 39 | 1-8 | 83.0 |
| NE 2/3/19 ! | L | 1/1 | 38 | 19 | 50.0 | 229 | 6.0 | 0 | 1 | 24 | 4-31 | 57.9 |
| **Totals** | **2-1** | **3/3** | **106** | **59** | **55.7** | **712** | **6.7** | **1** | **2** | **39** | **5-39** | **71.7** |

* Denotes NFC Divisional Playoff Game, ^ Denotes NFC Championship Game, ! Denotes Super Bowl LIII

## 2017 Los Angeles Rams

| Game | W/L | P/S | Att. | Comp. | Pct. | Yards | Yards/ Att. | TD | Int. | Long | Sack- Yards | Rtg. |
|---|---|---|---|---|---|---|---|---|---|---|---|---|
| Ind 9/10 | W | 1/1 | 29 | 21 | 72.4 | 306 | 10.60 | 1 | 0 | 39 | 1-8 | 117.9 |
| Was 9/17 | L | 1/1 | 25 | 15 | 60.0 | 224 | 8.96 | 1 | 1 | 69 | 2-12 | 86.1 |
| at SF 9/21 | W | 1/1 | 28 | 22 | 78.6 | 292 | 10.43 | 3 | 0 | 47 | 0-0 | 145.8 |
| at Dal 10/1 | W | 1/1 | 36 | 21 | 58.3 | 255 | 7.08 | 2 | 0 | 53t | 1-11 | 98.7 |
| Sea 10/8 | L | 1/1 | 47 | 22 | 46.8 | 288 | 6.13 | 0 | 2 | 35 | 2-13 | 48.9 |
| at Jax 10/15 | W | 1/1 | 21 | 11 | 52.4 | 124 | 5.90 | 1 | 0 | 22 | 3-17 | 86.2 |
| Ari 10/22 | W | 1/1 | 37 | 22 | 59.5 | 235 | 6.35 | 1 | 1 | 35 | 1-7 | 75.8 |
| at NYG 11/5 | W | 1/1 | 22 | 14 | 63.6 | 311 | 14.14 | 4 | 0 | 67t | 0-0 | 146.8 |
| Hou 11/12 | W | 1/1 | 37 | 25 | 67.6 | 355 | 9.59 | 3 | 0 | 94t | 3-22 | 125.4 |
| at Min 11/19 | L | 1/1 | 37 | 23 | 62.2 | 225 | 6.08 | 0 | 0 | 23 | 2-16 | 79.2 |
| NO 11/26 | W | 1/1 | 43 | 28 | 65.1 | 354 | 8.23 | 2 | 1 | 53 | 4-27 | 96.5 |
| at Ari 12/3 | W | 1/1 | 31 | 21 | 67.7 | 220 | 7.10 | 2 | 1 | 33 | 1-7 | 96.2 |
| Phi 12/10 | L | 1/1 | 26 | 16 | 61.5 | 199 | 7.65 | 2 | 0 | 64 | 2-1 | 110.9 |
| at Sea 12/17 | W | 1/1 | 21 | 14 | 66.7 | 120 | 5.71 | 2 | 1 | 15 | 2-16 | 93.4 |
| at Ten 12/24 | W | 1/1 | 38 | 22 | 57.9 | 301 | 7.92 | 4 | 0 | 80t | 1-15 | 118.4 |
| SF 12/31 | L | | | | | Did Not Play | | | | | | |
| **Totals** | **11-5** | **15/15** | **477** | **296** | **62.1** | **3,804** | **8.0** | **28** | **7** | **94t** | **25-172** | **100.5** |

### 2017 Postseason

| Game | W/L | P/S | Att. | Comp. | Pct. | Yards | Yards/ Att. | TD | Int. | Long | Sack- Yards | Rtg. |
|---|---|---|---|---|---|---|---|---|---|---|---|---|
| Atl 1/6/18 * | L | 1/1 | 45 | 24 | 53.3 | 259 | 5.8 | 1 | 0 | 38 | 3-13 | 77.9 |
| **Totals** | **0-1** | **1/1** | **45** | **24** | **53.3** | **259** | **5.8** | **1** | **0** | **38** | **3-13** | **77.9** |

* Denotes NFC Wild Card Game

## 2016 Los Angeles Rams

| Game | W/L | P/S | Att. | Comp. | Pct. | Yards | Yards/ Att. | TD | Int. | Long | Sack- Yards | Rtg. |
|---|---|---|---|---|---|---|---|---|---|---|---|---|
| at SF 9/12 | L | | | | | Declared Inactive | | | | | | |
| Sea 9/18 | W | | | | | Did Not Play | | | | | | |
| at TB 9/25 | W | | | | | Did Not Play | | | | | | |
| at Ari 10/2 | W | | | | | Did Not Play | | | | | | |
| Buf 10/9 | L | | | | | Did Not Play | | | | | | |
| at Ded 10/16 | L | | | | | Did Not Play | | | | | | |
| NYG 10/23 | L | | | | | Did Not Play | | | | | | |
| Car 11/6 | L | | | | | Did Not Play | | | | | | |
| at NYJ 11/13 | W | | | | | Did Not Play | | | | | | |
| Mia 11/20 | L | 1/1 | 31 | 17 | 54.8 | 134 | 4.3 | 0 | 0 | 21 | 1-9 | 65.8 |
| at NO 11/27 | L | 1/1 | 32 | 20 | 62.5 | 214 | 6.7 | 3 | 1 | 31 | 3-36 | 100.3 |
| at NE 12/4 | L | 1/1 | 32 | 14 | 43.8 | 161 | 5.0 | 1 | 2 | 66 | 4-35 | 43.9 |
| Atl 12/11 | L | 1/1 | 41 | 24 | 58.5 | 235 | 5.7 | 0 | 2 | 28 | 3-27 | 54.4 |
| at Sea 12/15 | L | 1/1 | 25 | 13 | 52.0 | 135 | 5.4 | 0 | 0 | 25 | 4-31 | 67.9 |
| SF 12/24 | L | 1/1 | 24 | 11 | 45.8 | 90 | 3.7 | 1 | 2 | 24 | 4-12 | 35.1 |
| Ari 1/1/17 | L | 1/1 | 20 | 13 | 65.0 | 120 | 6.0 | 0 | 0 | 0 | 0-0 | 81.3 |
| **Totals** | **4-12** | **7/7** | **205** | **112** | **54.6** | **1,089** | **5.3** | **5** | **7** | **66** | **26-222** | **63.6** |



# 79 Rob Havenstein

Tackle • Wisconsin • Mount Airy, Md.

**Ht./Wt.:** 6-8/330
**NFL Exp.:** 6th (6th Rams)
**GP/GS, (Playoffs):** 69/69, (4/4)
**Birth Date:** 5/13/1992
**Acquired:** D2-2015 (No. 57)

**Transactions:** Selected by the Rams in the second round (57th overall) of the 2015 NFL Draft (5/1/15).

**Pro:** Sixth-year pro...has started all 68 career regular season games and four playoff contests in which he saw action at tackle.

**2020 Season: vs Dallas (9/13):** Started at tackle in the season opener...played all 73 offensive snaps.

**2019 Season:** Started all nine games played before missing the remainder of the season with an injury...appeared in three games where the offensive line did not allow QB Jared Goff to be sacked...**at Carolina (9/8):** Started at right tackle and played all 77 snaps...part of offensive line that allowed just 1.0 sack on the day...paved the way for Rams to rush for 166 yards and a pair of touchdowns...**vs. New Orleans (9/15):** Started at right tackle and played all 70 snaps...helped pave the way for Rams to rush for 115 yards and two touchdowns...**at Cleveland (9/22):** Started at right tackle and played all 66 snaps...helped L.A.'s offense total 345 yards of offense, including 269 yards passing... **vs. Tampa Bay (9/29):** Started at right tackle and played all 98 offensive snaps...helped protect QB Jared Goff, who threw for a career-high 517 yards...**at Seattle (10/3):** Started at right tackle and played all 72 offensive snaps...helped protect QB Jared Goff, who was not sacked in the game...**vs. San Francisco (10/13):** Started at right tackle and played all 53 offensive snaps...**at Atlanta (10/20):** Started at right tackle and played all 76 offensive snaps...helped protect QB Jared Goff, who was not sacked in the game and threw for 268 yards...**vs. Cincinnati (10/27):** Started at right tackle and played all 62 offensive snaps...part of offensive line that did not allow a sack for second consecutive game and allowed QB Jared Goff to throw for 300-plus yards for the third time in 2019...**at Pittsburgh (11/10):** Started at right tackle and played 64 offensive snaps (83 percent)...helped RB Todd Gurley II average over 6.0 yards per carry...**vs. Chicago (11/17):** Declared inactive...**vs. Baltimore (11/25):** Declared inactive...**at Arizona (12/1):** Declared inactive...**vs. Seattle (12/8):** Declared inactive... **at Dallas (12/15):** Declared inactive...**at San Francisco (12/21):** Declared inactive...**vs. Arizona (12/29):** Declared inactive.

**2018 Season:** Started all 16 regular season games and three postseason contests at right tackle, including Super Bowl LIII... was a part of an offensive line that helped the Rams compile the second-most scrimmage yards in the NFL and the second-most single season scrimmage yards in franchise history (6,961)...**at Oakland (9/10):** Started at right tackle...helped pave the way for RB Todd Gurley II to rush for 108 yards...**vs. Chargers (9/23):** Started at right tackle...part of an offensive unit that totaled 521 yards...played all 77 offensive snaps...**vs. Minnesota (9/27):** Started at right tackle...part of a unit that posted 556 total yards... protected QB Jared Goff on his way to a career performance with 465 passing yards, five touchdowns and a perfect 158.3 passer rating...**at Denver (10/14):** Started at right tackle...played all 74 offensive snaps...part of an offensive line that helped RB Todd Gurley II rush for two touchdowns and a career-high 208 yards... **at San Francisco (10/21):** Started at right tackle...helped pave the way for RB Todd Gurley II to notch his third three-touchdown performance in the first seven games of the season...became only the 24th offensive lineman in franchise history to reach 50 starts with the team...**at New Orleans (11/4):** Started at right tackle... part of an offensive unit that posted 483 yards of offense and did not allow a sack of QB Jared Goff...**vs. Seattle (11/11):** Started at right tackle...helped block for RB Todd Gurley II to rush for 120 yards and 7.5 yards per carry...played all 65 offensive snaps...**vs. Kansas City (11/19):** Started at right tackle...part of an offensive unit that totaled 455 yards...recorded one miscellaneous tackle... played all 80 offensive snaps...**at Detroit (12/2):** Started at right tackle...helped pave the way for RB Todd Gurley II to total 165 yards and two rushing touchdowns on 26 touches...played all 69 offensive snaps...**at Arizona (12/23):** Started at right tackle... part of an offensive unit that rushed for 269 yards...played all 68 offensive snaps...**vs. San Francisco (12/30):** Started at right tackle...helped provide QB Jared Goff the time to throw for four touchdowns...played all 73 offensive snaps...**Divisional Round vs. Dallas (1/12/19):** Started at right tackle...played all 79 offensive snaps...helped block for RBs Todd Gurley II and C.J. Anderson to become the first pair of rushers to record 100 rushing yards in a single postseason game in franchise history... **Championship Round at New Orleans (1/20/19):** Started at right tackle...played all 69 offensive snaps...**Super Bowl LIII (2/3/19):** Started at right tackle...played all 65 offensive snaps.

**2017 Season:** Started 15 games of the regular season and one postseason at right tackle...was a part of an offensive line that allowed QB Jared Goff to post the fourth-highest passer rating (100.5) in a single season in franchise history...**at Jacksonville (10/15):** Started at right tackle...was part of an offensive unit that allowed RB Todd Gurley II to rush for his third 100-plus yard game of the season...**vs. Houston (11/12):** Started at right tackle...was a part of an offensive unit that gained 443 total net yards...**vs. New Orleans (11/26):** Started at right tackle...was apart of an offensive unit that allowed QB Jared Goff to throw for 354 yards, the second-highest single game output of his career...**at Arizona (12/3):** Started at right tackle...was part of an offensive unit that allowed QB Jared Goff to throw for 220 yards and eclipse the 3,000 yard mark this season...**vs. Philadelphia (12/10):** Started at right tackle...was part of an offensive unit that allowed RB Todd Gurley to eclipse the 1,000 yard rushing mark...**at Seattle (12/17):** Started at right tackle...was part of an offensive line that helped the offense rush for a season-high 244 yards and three rushing touchdowns...**at Tennessee (12/24):** Started at right tackle...was part of an offensive line that helped RB Todd Gurley II record a career high 158 receiving yards and two touchdowns...**Wild Card vs. Atlanta (1/6/18):** Started at right tackle...was a part of an offensive unit that allowed RB Todd Gurley II to post his seventh 100-plus yard game of the season.

**2016 Season:** Started 15 games at right tackle...**at Tampa Bay (9/25):** Started at right tackle, and contributed to two rushing touchdowns...**at Detroit (10/16):** Started at right tackle... helped block for the offense to put up three touchdowns... **at New Orleans (11/27):** Started at right tackle...allowed time for QB Jared Goff to throw three first half touchdowns.

**2015 Season:** Started 13 games, missed three due to injury.... earned PFWA All-Rookie honors...**vs. Seattle (9/13):** Started at right tackle in his NFL debut...helped block for the offense to produce 297 receiving yards...**at Arizona (10/4):** Helped block for QB Nick Foles to throw three touchdowns...**vs. Cleveland (10/25):** Helped block for RB Todd Gurley II to rush for 120-plus yards for

the third consecutive week...**vs. San Francisco (11/1):** Part of an offensive line that did not allow a sack on QB Nick Foles...**vs. Detroit (12/13):** Opened up running lanes for RB Todd Gurley II to rush for 140 yards and two touchdowns...**vs. Tampa Bay (12/17):** Helped block for 319 net yards and three touchdowns.

**College:** Played four years at Wisconsin...earned first-team All-America (AFCA), second-team All-America (FWAA, Sporting News, USA Today), first team All-Big Ten (consensus), and Big Ten Sportsmanship Award following 2014 senior season...matched school record with 54 career games played...started 42 games in his career, including 41 straight at right tackle over his final three seasons...anchored an offensive line that led the way for two of the three best single season rushing performances in school history at 283.8 yards per game in 2013 and a school-record 320.1 yards per game in 2014...Badgers also set a school record for total offense at 480.8 yards per game in 2013...blocked for three 1,000-yard rushers in Montee Ball, Melvin Gordon and James White, three of the top five rushers in school history...Badgers went 39-16 in his career, matching the second-highest win total by a UW senior class...earned Second-team All-Big Ten (coaches), All-Big Ten honorable mention (media) in 2013...redshirted in 2010.

**Personal:** Name pronounced "HAY-vin-stine"...ranked by ESPN/Scouts Inc. as the No. 33 offensive tackle in the country, by Scout as No. 42 and by Rivals as No. 43...top offensive tackle in Maryland (ESPN/Scouts Inc.) and ranked as 17th-best player in Maryland by Rivals...as a senior, named first-team all-state and all-area...served as team captain as a senior... as a junior, named first-team all-state, all-metro and all-area... as a sophomore, named second-team all area...won letters in football and basketball...named to honor roll all four years and was member of National Honor Society as a senior.

**Havenstein's Career Games/Starts:**

| Year | Teams | GP/GS |
|---|---|---|
| 2020 | Los Angeles Rams | 1/1 |
| 2019 | Los Angeles Rams | 9/9 |
| 2018 | Los Angeles Rams | 16/16 |
| | *Postseason* | *3/3* |
| 2017 | Los Angeles Rams | 15/15 |
| | *Postseason* | *1/1* |
| 2016 | Los Angeles Rams | 15/15 |
| 2015 | St. Louis Rams | 13/13 |
| **Totals** | | **69/69** |
| | ***Postseason*** | ***4/4*** |



# 6 Johnny Hekker

**Punter • Oregon St. • Bothell, Wash.**

**Ht./Wt.:** 6-5/241
**NFL Exp.:** 9 (9th Rams)
**GP/GS, (Playoffs):** 129/0, (4/0)
**Birth Date:** 2/8/1990
**Acquired:** UDFA-'12

**Transactions:** Signed a two-year contract extension with the Rams (9/11/17)...re-signed with the Rams (12/5/14)...signed with the Rams as an undrafted rookie free agent (4/30/12).



Hekker earned All-Pro honors in 2013 (1st team), 2014 (2nd team), 2015 (1st team), 2016 (1st team), 2017 (1st team) and 2018 (2nd team)

**Pro:** Ninth-year pro earned All-Pro honors in six-consecutive seasons (2013-18)... earned four Pro Bowl honors in 2014, 2016, 2017 and 2018...tallied the most punts in Rams franchise history with 608 career punts...set an NFL record in 2016 with the most punts downed inside the 20-yard line (50)...in 2014, finished second in the league with 33 punts downed inside the 20...earned his first Pro Bowl appearance for his 2013 performance...became the first Rams punter since 1985 (Dale Hatcher) to be named to the Pro Bowl...recorded the highest single-season net average (44.2) in NFL history...converted one career field goal and PAT attempt (9/16/18).

**2020 Season:** Ninth-year professional with the Rams...**vs. Dallas (9/13):** Sailed three punts with a 47.3 yard-average per punt and two landing inside the 20-yard line...longest punt of the night was a 58-yarder.

**2019 Season:** Eighth professional season with the Rams... punted 66 times for 3,128 yards and a 47.4-yard average... had 22 punts downed inside the 20-yard line, tied for the fifth-most in his career...71 yard longest punt...finished the season with over 3,000 punting yards, doing so for the seventh time in his career...completed two passes on fake punt attempts, his third-consecutive season with multiple passing completions...**at Carolina (9/8):** Punted three times for 138 yards...posted a gross average of 46.0 yards per attempt including a long of 68 yards... added one tackle on a punt return...**vs. New Orleans (9/15):** Punted four times for 199 yards and a 41.3-yard net average...had a long of 66 yards...**at Cleveland (9/22):** Punted twice for a total of 79 yards and a 39.5-yard net average...pinned Cleveland inside its own 20 once...**vs. Tampa Bay (9/29):** Had one punt for 41 yards that was downed inside the 20...**at Seattle (10/3):** Had three punts for 153 yards and a 51.0-yard net average...surpassed the 26,000-career total yardage plateau...**vs. San Francisco (10/13):** Had five punts for 269 yards and a 46.2-yard net average...**at Atlanta (10/20):** Had three punts for 95 yards...one punt downed inside the 20...converted on L.A.s first fake punt of the season, completing a pass to S Nick Scott for a 23-yard completion...**vs. Cincinnati (10/27):** Punted five times for 222 yards...averaged 44.4 yards per kick...had three punts downed inside the 20-yard line...**at Pittsburgh (11/10):** Punted eight times for 379 yards and a 42.3-yard net average...had two punts downed inside the 20...**vs. Chicago (11/17):** Punted six times for 329 yards and a 44.8-yard net average...recorded second-longest punt of the season, a 67-yard boot...had one punt downed inside the 20...**vs. Baltimore (11/25):** Punted four times for 200 yards and a 38.8-yard net average...longest punt of 55 yards...**at Arizona (12/1):** Punted four times for 165 yards and a 40.0-yard net average...had one punt downed inside the 20...**vs. Seattle (12/8):** Punted three times for 152 yards and a 49.7-yard net average...long punt of 55 yards...**at Dallas (12/15):** Punted five times for 279 yards and a 51.8-yard net average...had four punts downed inside the 20-yard line...longest punt of 69 yards...completed one pass for 5 yards to WR Mike Thomas on a fake punt, the 13th completion of his career...**at San Francisco (12/21):** Punted six times for 266 yards and a 44.3-yard net average...had four punts downed inside the 20-yard line...**vs. Arizona (12/29):** Punted four times for 156 yards and a 34.0-yard net average...had three punts downed inside the 20-yard line.




**2018 Season:** Punted 43 times for 1,992 yards with a 46.3-yard average...tallied two touchbacks and placed 21 punts inside the 20-yard line...finished fourth in the NFL in punts pinned inside 20 percentage (48.84) despite a career-low 43 punt attempts...named an Associated Press Second Team All-Pro selection...**at Oakland (9/10):** Punted two times for 117 yards...a 58.5 average and 53.5 net average...placed both punts inside the 20-yard line...his longest punt was 62 yards...**vs. Arizona (9/16):** Punted two times for 102 yards...a 51.0 average and 41.0 net average...placed one punt inside the 20-yard line...longest punt was 60 yards...converted a 20-yard field goal and one PAT attempt in place of injured K Greg Zuerlein...both career firsts...**vs. Minnesota (9/27):** Played in his 100th career game...punted two times for 71 yards...a 35.5 net average...**at Denver (10/14):** Punted three times for 120 yards...a 40.0 net average...placed all three punts inside the 20-yard line... longest punt was 52 yards...**vs. Green Bay (10/28):** Punted a season-high seven times for 316 yards...a 45.1 average and a 43.3 net average...pinned three punts inside the 20-yard line including a game-high 52-yarder at the Green Bay 1-yard line to set up a Rams safety on the following play...connected with CB Sam Shields on a 12-yard completion in punt formation to convert on fourth-and-three in the second quarter...has at least one pass completion in six of his first seven professional seasons including the last five consecutive seasons...**vs. Seattle (11/11):** Punted two times for 89 yards...a 44.5 average and 40.0 net average.... his longest punt was 55 yards...pinned one punt inside the 20-yard line...**vs. Kansas City (11/19):** Punted four times for 222 yards...a 55.0 average and 50.0 net average...recorded his longest punt of the season with a 68-yarder late in the fourth quarter...pinned three punts inside the 20-yard line...**at Chicago (12/9):** Punted three times for 146 yards...a 48.7 average and 41.3 net average... pinned one punt inside the 20-yard line...his longest punt was 62 yards...became the first punter in franchise history to record at least 25,000 yards punting...completed a seven-yard pass to TE Gerald Everett in punt formation to successfully convert on fourth-and-seven in the second

| Most Punts Downed Inside 20-Yard Line in NFL History (Single-Season) | |
|---|---|
| **1. Johnny Hekker/Rams:** | **50 (2016)** |
| 2. Dave Zastudil/Cardinals: | 46 (2012) |
| 3. Dustin Colquitt/Chiefs: | 45 (2012) |

quarter...added one special teams tackle...**Divisional Round vs. Dallas (1/12/19):** Punted one time for 29 yards...a 29.0 gross and net average...**Championship Round at New Orleans (1/20/19):** Punted four times for 183 yards...a 45.8 gross and net average...pinned one punt inside the 20-yard line...his longest punt was 50 yards...passed Bob Waterfield (five) for third-most punts pinned inside the 20-yard line in the franchise's postseason history...connected with CB Sam Shields on a 12-yard pass in punt formation to convert a fourth-and-five for his first career postseason pass attempt and completion...**Super Bowl LIII (2/3/19):** Punted nine times for 417 yards...a 46.3 average and a 46.1 net average...pinned five punts inside the 20-yard line...tied Bob Waterfield (nine) for the second-most punts in a postseason game in franchise history...passed John Baker (six) for the second-most punts pinned inside the 20-yard line in Rams postseason history...his longest punt was 65 yards which set a new Super Bowl record.

**2017 Season:** Punted 65 times for 3,113 yards a 47.9-yard average...tallied four touchbacks and placed 30 punts inside the 20-yard line...**vs. Washington (9/17):** Punted four times for 182 yards for a 45.5-yard average and 42.3-yard net average...placed one punt inside the 20-yard line... completed a pass to rookie WR Josh Reynolds for 28 yards on fourth down...**at Jacksonville (10/15):** Punted seven times for 322 yards...a 46.0-yard average and 43.1-yard net average...placed four punts inside the 20-yard line and had a long of 67 yards...**vs. Arizona (10/22):** Punted two times for 119 yards...a 59.5 average and 55.0 net average... had a long of 65 yards...placed two punts inside the 20-yard line... **vs. Houston (11/12):** Punted four times for 205 yards...a 51.3-yard average and 42-yard net average...completed a pass to WR Pharoh Cooper for six yards on fourth down...**vs. Philadelphia (12/10):** Punted five times for 282 yards...a 56.4 average and 50.2 net average...placed three punts inside the 20 yard line...had a long of 64 yards...**vs. San Francisco (12/31):** Punted seven times for 341 yards...a 48.7 average and 44.1 net average...placed two punts inside the 20-yard line...**Wild Card vs. Atlanta (1/6/18):** Punted five times for 218 yards for a 43.6-yard average and 42.8-yard net average...had a long of 66 yards, a new postseason franchise record.

**2016 Season:** Set new career-highs in punt yardage (4,680), punts inside the 20-yard line (51), net yardage (4,508), and net punt average (46.0), all leading the NFL...booted a career-long 78-yard punt, which tied for the longest punt of the season... allowed only one touchback the entire year...voted team captain by peers...**at San Francisco (9/13):** Tallied 431 yards on 10 punts, while averaging 43.1 yards a punt...netted a punt total of 42.0 per kick, downing four of them inside the 20-yard line...**vs. Seattle (9/18):** Totaled 237 yards on six punts, all downed inside the opponent's 20-yard line, for a 39.5-yard average and net average...**at Tampa Bay (9/25):** Punted five times for 256 yards, averaging 51.2 yards per punt...his longest was a 64-yard boot... **at Arizona (10/2):** Recorded six punts without any touchbacks, continuing his streak of zero touchbacks this season...Hekker leads the NFL in most punts inside the 20-yard line, with 15...**vs. Buffalo (10/9):** Punted two times for 109 yards, averaging 54.5 yards a punt, and had a net average of 55.5 yards...still has not allowed a touchback this season...**vs. New York Giants (10/23):** Booted seven punts (six inside the 20-yard line) for 320 yards, averaging 45.7 per kick...has 40 consecutive punts without a touchback, the longest current streak in the NFL...**vs. Carolina (11/6):** Recorded a then career-long punt of 75 yards which was the third-longest punt in the NFL this season...punted five times for 243 yards for an average of 48.6-yards per kick...tallied his first touchback of the season and placed two punts inside the 20-yard line...**at New York Jets (11/13):** Punted seven times for 362 yards, averaged 51.7 yards a kick...recorded the fourth longest punt in franchise history with a career-long 78-yard punt...the third longest punt in franchise history is 80 yards, which is shared by P Donnie Jones and Parker Hall...**vs. Miami (11/20):** Booted eight punts (five inside the 20-yard line) for 364 yards...averaged 45.5 yards a kick...only allowed one return for one yard...placed five punts inside the 20-yard line...**at New England (12/4):** Booted eight punts (five inside the 20-yard line), averaging 53.8 yards a kick...recorded a net average of 52.9 yards...his longest came on a 76 yard kick...**vs. Atlanta (12/11):** Booted seven punts for 340 yards, averaging 48.6 yards a kick...placed six punts inside the 20-yard line giving him 46 for the year, tying Dave Zastudil (2012) for the NFL record...**at Seattle (12/15)**: Punted four times for 216 yards, with a 54-yard average and a 50-yard net average... registered a long 66-yard punt...**vs. San Francisco (12/26):** Punted eight times for 368 yards, averaging 46 yards a kick...set the NFL single-season record for most punts downed inside the 20-yard line (50)...**vs. Arizona (1/1):** Booted seven punts for 337 yards, giving him a new career-high in single season punts (98).... averaged 48.1 yards a kick and a net average of 44.4 yards... kicked his third punt of the season over 70 yards (73).

**2015 Season:** Punted 96 times for 4,601 yards a 47.9-yard average...tallied six touchbacks and placed a career-high 41 punts inside the 20-yard line...led the NFL rankings in net punting average (43.7) and punts downs inside the opponents' 20-yard line...**at Washington (9/20):** Punted eight times for 381 yards, a 47.6-yard average and 46.1-yard net...tallied a long of 53 yards and placed four punts inside the 20-yard line...**at Arizona (10/4):** Punted seven times for 348 yards, a 49.7-yard average and 45.1-yard net....had a long punt of 57 yards...**at Green Bay (10/11):** Completed a 20-yard pass to S Cody Davis on a fake punt conversion...marked his second-longest pass completion of his career...punted four times for 181 yards...placed one punt inside the 20-yard line and had a long of 51 yards...**vs. Cleveland (10/25):** Punted five times for 244 yards for a 48.0-yard average and 48.0-yard net...placed three punts inside the 20-yard line and had a long of 56 yards...**vs. San Francisco (11/1):** Tallied a long punt of 60 yards, his longest of the season...finished with eight punts for 436 yards, a 54.5-yard average and 49.8-yard net, and placed three punts inside the 20-yard line...**vs. Chicago (11/15):** Punted six times for 296 yards, a 49.3-yard average, 47.8-yard net and placed three punts inside the 20-yard line...tallied a long punt of 60 yards...**vs. Arizona (12/6):** Punted eight times for 436 yards, a 54.5-yard average and 48.3-yard net average...placed five punts inside the 20-yard line and had a long of 68 yards...also handled kickoff duties in addition to punting and tallied two kickoffs...**vs. Detroit (12/13):** Punted six times for 284 yards for a 47.3-yard average and 45.5-yard net average...placed four punts inside the 20-yard line and had a long of 61 yards...**vs. Tampa Bay (12/17):** Punted five times for 220 yards, a 44-yard average and 44-yard net average...placed three punts inside the 20-yard line.

**2014 Season:** Finished the season with a 46.5-yard gross average for eighth in the league and registered the fourth best single-season total in Rams history...**vs. Seattle (10/19):** Connected with RB Benny Cunningham on an 18-yard pass in punt formation to convert a fourth-and-3 on the St. Louis 18-yard line with 2:55 left to play...marked his fifth career pass, first of the season...punted three times for 153 yards, a 44.7-yard average... **at Kansas City (10/26):** Punted six times for 324 yards, a 54.0-yard average...tallied a long of 60 yards...**at Arizona (11/9):** Punted seven times for 305 yards, a 43.6-yard average...**at San Diego (11/23):** Connected with WR Stedman Bailey on an 19-yard pass in punt formation to convert a fourth-and-4...marked his sixth career pass, second of the season...punted four times for 178 yards, a 44.5-yard average...tallied a long of 57 yards... **vs. Oakland (11/30):** Punted six times for 275 yards, a 45.8-yard average...tallied a long of 60 yards...**at Washington (12/7):** Connected with TE Cory Harkey for a two-point conversion... punted four times for 174 yards, a 43.5-yard average...tallied a long of 61 yards.

**2013 Season:** Earned Pro Bowl and First-Team All-Pro honors after recording the highest single-season net average (44.2) in NFL history...finished with a 46.3-yard gross average for 10th in the league and was the fourth best single-season total in Rams history...opponents averaged just 2.6 yards per return, the best total in the NFL in 2013...also added two special teams tackles...**vs. Arizona (9/8):** Punted three times for 147 yards... placed one inside the 20-yard line and had one touchback... only one punt was returned and it went for a 1-yard gain...**vs. San Francisco (9/26):** Notched a career-high 11 punts for 490 yards...averaged 44.5 yards per punt and registered a long of 60 yards...placed six punts inside the 20-yard line and one touchback...**vs. Jacksonville (10/6):** Punted seven times for 286 yards, a 40.9-yard average and 40.1-yard net...placed two punts inside the 20-yard line and tallied a long of 56 yards...**at Houston (10/13):** Punted three times for 135 yards...placed one punt inside the 20-yard line...**at Carolina (10/20):** Punted four times for 159 yards...**vs. Tennessee (11/3):** Punted five times for 242 yards for a 48.4-yard average and 46.8-yard net average...he placed one punt inside the 20-yard line and had a long of 57 yards...**at Indianapolis (11/10):** Punted five times for 242 yards, including a long of 61 yards...averaged 48.4 yards per punt, a 43.4 net average...**vs. Chicago (11/24):** Punted two times for 97 yards...

his 43.7 net average leads the NFL...**at San Francisco (12/1):** Punted five times for 244 yards, including a long of 54 yards... registered an average of 48.8 yards, a 47.8 yard net...continues to lead the NFL in net average (44.0)...**at Arizona (12/8):** Punted five times for 257 yards, a 51.4 yard average and 42.8-yard net average...tallied two touchbacks and a long of 64 yards...**vs. New Orleans (12/15):** Punted four times for 167 yards, a 41.8-yard average and 41.8-yard net average...registered a long of 52 yards and placed two punts inside the 20-yard line...continues to lead the NFL in net punting average (43.8)...added one special teams tackle...**at Seattle (12/29):** Punted seven times for 337 yards, a 48.1 average and 48.4 yard net average...**vs. Tampa Bay (12/22):** Punted two times for 88 yards for a 44-yard average and 44-yard net average.

**2012 Season:** Finished his first NFL campaign with a 45.8-yard gross average and a net average of 39.9 yards per attempt... both of those numbers are the fourth best for a season in Rams history...**at Detroit (9/9):** Punted five times for 241 yards, a 48.2-yard average and 37.6-yard net...placed one punt inside the 20-yard line and recorded a long of 57 yards...**vs. Washington (9/16):** Punted three times for 163 yards, a 54.3-yard average and 48.7-yard net, placed one inside the 20-yard line and had a long of 66 yards...**at Chicago (9/23):** Punted six times for 279 yards, a 46.5-yard average and a long of 56 yards...ranked third in the NFC in punting average with a 48.8 average in three games...**vs. Seattle (9/30):** Threw a two-yard touchdown pass to WR Danny Amendola on a fake field goal play...no Rams punter has thrown a touchdown pass since the merger...punted four times for 156 yards, a 39-yard average and 38.8-yard net...placed one inside the 20...**vs. Arizona (10/4):** Punted a season-high seven times for 398 yards, including a season-long of 68 yards...averaged 56.9 yards per punt, setting a franchise single-game record... placed three punts inside the 20-yard line...also made one special teams tackle...**at Miami (10/14):** Punted three times for 135 yards with a long of 56 yards...averaged 45 yards per punt with a 38.3 net...placed two inside the 20-yard line...**at San Francisco (11/11):** Threw a 21-yard completion to S Rodney McLeod on fourth-and-four from the St. Louis 10-yard line with :49 left in the half on a fake punt...marked his second pass completion this season and McCleod's first career reception...on a second fake punt, completed a 19-yard pass to TE Lance Kendricks...the play pushed his passing totals to two-for-two for 40 yards on the day, and also marks his third completion this season... punted four times for 147 yards for a 36.8-yard average, 31-yard net and placed one inside the 20-yard line...**vs. New York Jets (11/18):** Punted five times for 251 yards, a 50.2-yard average, 44.4-yard net...placed one inside the 20-yard line and had a long of 57 yards...**at Arizona (11/25):** Punted six times for 260 yards, a 43.3-yard average and 33.5-yard net...tallied a long of 48 yards and placed one inside the 20-yard line...**vs. San Francisco (12/2):** Punted a season-high nine times for 388 yards for a 43.1-yard average and 42.4-yard net...tallied a long of 63 yards and placed three punts inside the 20-yard line...**at Buffalo (12/9):** Punted eight times for 302 yards, a 37.8-yard average and 32.3-yard net... placed two punts inside the 20-yard line and tallied a long of 50 yards...**at Tampa Bay (12/23):** Punted seven times for 335 yards, a 47.9-yard average and 46.9-yard net. Hekker placed two punts inside the 20-yard line and tallied a long of 57 yards...**at Seattle (12/30):** Punted five times for 243 yards and finished with a net average of 40.2 yards and a gross average of 48.6 yards.

**College:** Four-year starter, finished his career as one of Oregon State's most prolific punters in history...the third-best

career punt yardage average at OSU at 41.3 yards per punt... set the single-game school record with a 52.5-yard average (6-315) at Utah in 2011...earned College Football Performance Award Punter of the Week...semi-finalist for the Ray Guy Award in 2009...52 career punts of 50+ yards, including 17 as a senior in 2011 when he had six different games with at least one punt of 60+ yards...earned Pac-12 Conference honorable mention...87 career punts downed inside the 20-yard line ...named the Sun Bowl Special Teams MVP in 2008 after averaging 45 yards on 10 punts...also the holder on placekicks for three years...two-time Pac-10 All-Academic selection.

**Personal:** Has a degree in general science...serves as the Rams' Ambassador for "Fuel Up To Play 60," the joint NFL-National Dairy Council Health and Wellness program for students...served as the state ambassador for Special Olympics in Illinois and Missouri... also on the board for Team Activities for Special Kids (TASK), a year-round instructional sports program that provides athletic and social opportunities to kids with special needs...serves as a Waterboys Ambassador, which supports providing clean, accessible drinking water to rural communities in East Africa... married to Makayla, they have one son, Jett and a daughter, Maya.

# Johnny Hekker, NFL Statistics

## Regular Season

### Punting

| Year | Team | Games | No. | Yards | Avg. | Opp Ret. | Ret. Yards | Net Yards | TB | I20 | Long | Block |
|---|---|---|---|---|---|---|---|---|---|---|---|---|
| 2012 | St. Louis Rams | 16 | 82 | 3,756 | 45.8 | 41 | 402 | 3,274 | 4 | 22 | 68 | 0 |
| 2013 | St. Louis Rams | 16 | 78 | 3,609 | 46.3 | 30 | 79 | 3,450 | 4 | 19 | 64 | 0 |
| 2014 | St. Louis Rams | 16 | 80 | 3,721 | 46.5 | 28 | 192 | 3,429 | 5 | 33 | 61 | 1 |
| 2015 | St. Louis Rams | 16 | 96 | 4,601 | 47.9 | 40 | 289 | 4,192 | 6 | 41 | 68 | 0 |
| 2016 | Los Angeles Rams | 16 | 98 | 4,680 | 47.8 | 35 | 152 | 4,508 | 1 | 51 | 78 | 0 |
| 2017 | Los Angeles Rams | 16 | 65 | 3,113 | 47.9 | 25 | 152 | 2,881 | 4 | 30 | 70 | 0 |
| 2018 | Los Angeles Rams | 16 | 43 | 1,992 | 46.3 | 12 | 104 | 1,848 | 2 | 21 | 68 | 0 |
| 2019 | Los Angeles Rams | 16 | 66 | 3,128 | 47.4 | 23 | 190 | 2,938 | 5 | 22 | 71 | 1 |
| 2020 | Los Angeles Rams | 1 | 3 | 142 | 47.3 | 1 | 20 | 20 | 0 | 2 | 58 | 0 |
| **Totals** | | **129** | **609** | **28,742** | **46.7** | **235** | **1,586** | **27,054** | **31** | **240** | **78** | **2** |

### Passing

| Year | Team | Att. | Comp. | Pct. | Yards | Yards/Att. | TD | Int. | Long | Sack-Yards | Rating |
|---|---|---|---|---|---|---|---|---|---|---|---|
| 2012 | St. Louis Rams | 3 | 3 | 100.0 | 42 | 14.0 | 1 | 0 | 21 | 0-0 | 158.3 |
| 2013 | St. Louis Rams | 1 | 0 | 0.0 | 0 | 0.0 | 0 | 0 | 0 | 0-0 | 39.6 |
| 2014 | St. Louis Rams | 2 | 2 | 100.0 | 37 | 18.5 | 0 | 0 | 19 | 0-0 | 118.8 |
| 2015 | St. Louis Rams | 4 | 1 | 25.0 | 20 | 5.0 | 0 | 0 | 20 | 0-0 | 47.9 |
| 2016 | Los Angeles Rams | 2 | 1 | 50.0 | 4 | 2.0 | 0 | 0 | 4 | 0-0 | 56.3 |
| 2017 | Los Angeles Rams | 3 | 2 | 66.7 | 34 | 11.3 | 0 | 0 | 28 | 0-0 | 104.9 |
| 2018 | Los Angeles Rams | 4 | 2 | 50.0 | 19 | 4.8 | 0 | 0 | 12 | 0-0 | 63.5 |
| 2019 | Los Angeles Rams | 3 | 2 | 66.6 | 28 | 9.3 | 0 | 1 | 23 | 0-0 | 56.9 |
| 2020 | Los Angeles Rams | 0 | 0 | 0.0 | 0 | 0.0 | 0 | 0 | 0 | 0-0 | 0.0 |
| **Totals** | | **22** | **13** | **59.1** | **184** | **8.4** | **1** | **1** | **28** | **0-0** | **82.4** |

## Postseason

### Punting

| Year | Team | Games | No. | Yards | Avg. | Opp Ret. | Ret. Yards | Net Yards | TB | I20 | Long | Block |
|---|---|---|---|---|---|---|---|---|---|---|---|---|
| 2017 | Los Angeles Rams | 1 | 5 | 218 | 43.6 | 1 | 4 | 214 | 0 | 5 | 66 | 0 |
| 2018 | Los Angeles Rams | 3 | 14 | 629 | 44.9 | 2 | 2 | 627 | 0 | 6 | 65 | 0 |
| **Totals** | | **4** | **19** | **847** | **44.6** | **3** | **6** | **841** | **0** | **11** | **66** | **0** |

### Passing

| Year | Team | Att. | Comp. | Pct. | Yards | Yards/Att. | TD | Int. | Long | Sack-Yards | Rating |
|---|---|---|---|---|---|---|---|---|---|---|---|
| 2018 | Los Angeles Rams | 1 | 1 | 100.0 | 12 | 12.0 | 0 | 0 | 12 | 0-0 | 116.7 |
| **Totals** | | **1** | **1** | **100.0** | **12** | **12.0** | **0** | **0** | **12** | **0-0** | **116.7** |

**Additional Career Statistics:** Threw one touchdown pass to WR Danny Amendola vs. Seattle (9/30/12), Connected with TE Cory Harkey for a two-point conversion...connected with RB Benny Cunningham on an 18-yard pass in punt formation to convert a fourth-and-3 on the St. Louis 18-yard line (10/19/14)...connected with WR Stedman Bailey on an 19-yard pass in punt formation to convert a fourth-and-4 (11/23/14)... connected with S Cody Davis for 20-yard reception to convert a fourth-and-2 at Green Bay (10/11/15)...connected with RB Chase Reynolds for a four-yard reception to convert a fourth-and-one vs. Arizona (1/1/17)...converted a 20-yard field goal and one PAT attempt vs. Arizona (9/16/18)... connected with CB Sam Shields on a 12-yard pass in punt formation to covert a fourth-and-3 (10/28/18)...recorded one rushing attempt for three yards on a fake field goal attempt at New Orleans (11/4/18)...connected with TE Gerald Everett on a 7-yard pass in punt formation to convert a fourth-and-7 at Chicago (12/9/18)...connected with CB Sam Shields on a 12-yard pass in punt formation to convert a fourth-and-5 for his first career postseason pass attempt and completion (1/20/19)...connected with S Nick Scott on a career-long 33-yard pass in punt formation to convert a fourth-and-3 at Atlanta (10/20/19)...completed a pass on a fake punt to WR Mike Thomas for a 5-yard completion on fourth-and-4 at Dallas (12/15/19)

**Special Teams Tackles:** 2012 (1), 2013 (1), 2015 (1), 2017 (1), 2018 (1), 2019 (1)

**Regular Season Single Game Highs:**
Punts – 11, vs. San Francisco (9/26/13)
Long – 78, at New York Jets (11/13/16)
Yards – 490, vs. San Francisco (9/26/13)

**Postseason Single Game Highs:**
Punts – 9, vs. New England (2/3/19, Super Bowl LIII)
Long – 66, vs. Atlanta (1/6/18, NFC Wild Card)
Yards – 417, vs. New England (2/3/19, Super Bowl LIII)

# Johnny Hekker, Game-By-Game

## 2020 Los Angeles Rams

| Game | W/L | No | Yds | Avg | Opp Ret | Opp Yds | Net Yds | Net Avg | TB | I20 | Lg | Blk |
|---|---|---|---|---|---|---|---|---|---|---|---|---|
| Dal 9/13 | W | 3 | 142 | 47.3 | 1 | 20 | 20 | 20.0 | 0 | 2 | 58 | 0 |
| at Phi 9/20 | - | 0 | 0 | 0.0 | 0 | 0 | 0 | 0.0 | 0 | 0 | 0 | 0 |
| at Buf 9/27 | - | 0 | 0 | 0.0 | 0 | 0 | 0 | 0.0 | 0 | 0 | 0 | 0 |
| NYG 10/4 | - | 0 | 0 | 0.0 | 0 | 0 | 0 | 0.0 | 0 | 0 | 0 | 0 |
| at Was 10/11 | - | 0 | 0 | 0.0 | 0 | 0 | 0 | 0.0 | 0 | 0 | 0 | 0 |
| at SF 10/18 | - | 0 | 0 | 0.0 | 0 | 0 | 0 | 0.0 | 0 | 0 | 0 | 0 |
| Chi 10/26 | - | 0 | 0 | 0.0 | 0 | 0 | 0 | 0.0 | 0 | 0 | 0 | 0 |
| at Mia 11/1 | - | 0 | 0 | 0.0 | 0 | 0 | 0 | 0.0 | 0 | 0 | 0 | 0 |
| Sea 11/15 | - | 0 | 0 | 0.0 | 0 | 0 | 0 | 0.0 | 0 | 0 | 0 | 0 |
| at TB 11/23 | - | 0 | 0 | 0.0 | 0 | 0 | 0 | 0.0 | 0 | 0 | 0 | 0 |
| SF 11/29 | - | 0 | 0 | 0.0 | 0 | 0 | 0 | 0.0 | 0 | 0 | 0 | 0 |
| at Ari 12/6 | - | 0 | 0 | 0.0 | 0 | 0 | 0 | 0.0 | 0 | 0 | 0 | 0 |
| NE 12/10 | - | 0 | 0 | 0.0 | 0 | 0 | 0 | 0.0 | 0 | 0 | 0 | 0 |
| NYJ 12/19 | - | 0 | 0 | 0.0 | 0 | 0 | 0 | 0.0 | 0 | 0 | 0 | 0 |
| at Sea 12/27 | - | 0 | 0 | 0.0 | 0 | 0 | 0 | 0.0 | 0 | 0 | 0 | 0 |
| Ari 1/3/21 | - | 0 | 0 | 0.0 | 0 | 0 | 0 | 0.0 | 0 | 0 | 0 | 0 |
| **Totals** | **1-0** | **3** | **142** | **47.3** | **1** | **20** | **20** | **20.0** | **0** | **2** | **58** | **00** |

## 2019 Los Angeles Rams

| Game | W/L | No | Yds | Avg | Opp Ret | Opp Yds | Net Yds | Net Avg | TB | I20 | Lg | Blk |
|---|---|---|---|---|---|---|---|---|---|---|---|---|
| at Car 9/8 | W | 3 | 144 | 48.0 | 2 | 30 | 114 | 28.5 | 0 | 0 | 71 | 1 |
| NO 9/15 | W | 4 | 199 | 49.8 | 3 | 34 | 165 | 41.3 | 0 | 0 | 66 | 0 |
| at Cle 9/22 | W | 2 | 79 | 39.5 | 0 | 0 | 79 | 39.5 | 0 | 1 | 41 | 0 |
| TB 9/29 | L | 1 | 41 | 41.0 | 0 | 0 | 41 | 41.0 | 0 | 1 | 41 | 0 |
| at Sea 10/3 | L | 3 | 153 | 51.0 | 1 | 0 | 153 | 51.0 | 0 | 1 | 59 | 0 |
| SF 10/13 | L | 5 | 269 | 53.8 | 3 | 38 | 231 | 46.2 | 0 | 1 | 61 | 0 |
| at Atl 10/20 | W | 3 | 95 | 31.7 | 1 | -6 | 101 | 33.7 | 0 | 1 | 43 | 0 |
| Cin 10/27 | W | 5 | 222 | 44.4 | 1 | 0 | 222 | 44.4 | 0 | 3 | 56 | 0 |
| at Pit 11/10 | L | 8 | 379 | 47.4 | 4 | 21 | 358 | 43.0 | 1 | 2 | 56 | 0 |
| Chi 11/17 | W | 6 | 329 | 54.8 | 0 | 0 | 329 | 41.8 | 3 | 1 | 67 | 0 |
| Bal 11/25 | L | 4 | 200 | 50.0 | 3 | 45 | 155 | 38.8 | 0 | 0 | 55 | 0 |
| at Ari 12/1 | W | 4 | 165 | 41.3 | 1 | 5 | 160 | 40.0 | 0 | 1 | 44 | 0 |
| Sea 12/8 | W | 3 | 152 | 50.7 | 2 | 3 | 149 | 49.7 | 0 | 0 | 55 | 0 |
| at Dal 12/15 | L | 5 | 279 | 55.8 | 2 | 20 | 259 | 51.8 | 0 | 4 | 69 | 0 |
| at SF 12/21 | L | 6 | 266 | 44.3 | 0 | 0 | 266 | 44.3 | 0 | 3 | 52 | 0 |
| Ari 12/29 | W | 4 | 156 | 39.0 | 0 | 0 | 156 | 34.0 | 1 | 3 | 45 | 0 |
| **Totals** | **9-7** | **66** | **3,128** | **47.4** | **23** | **190** | **2,938** | **44.5** | **5** | **22** | **71** | **1** |

## 2018 Los Angeles Rams

| Game | W/L | No | Yds | Avg | Opp Ret | Opp Yds | Net Yds | Net Avg | TB | I20 | Lg | Blk |
|---|---|---|---|---|---|---|---|---|---|---|---|---|
| at Oak 9/10 | W | 2 | 117 | 58.5 | 1 | 10 | 107 | 53.3 | 0 | 2 | 62 | 0 |
| Ari 9/16 | W | 2 | 102 | 51.0 | 0 | 0 | 82 | 41.0 | 1 | 1 | 60 | 0 |
| LAC 9/23 | W | 1 | 49 | 49.0 | 1 | 11 | 38 | 38.0 | 0 | 0 | 49 | 0 |
| Min 9/27 | W | 2 | 71 | 35.5 | 0 | 0 | 71 | 35.5 | 0 | 0 | 39 | 0 |
| at Sea 10/7 | W | 1 | 38 | 38.0 | 1 | -3 | 41 | 41.0 | 0 | 1 | 38 | 0 |
| at Den10/14 | W | 3 | 120 | 40.0 | 0 | 0 | 120 | 40.0 | 0 | 3 | 52 | 0 |
| at SF 10/21 | W | 4 | 122 | 30.5 | 1 | 6 | 116 | 29.0 | 0 | 1 | 50 | 0 |
| GB 10/28 | W | 7 | 316 | 45.1 | 1 | 13 | 303 | 43.3 | 0 | 3 | 52 | 0 |
| at NO 11/4 | L | 1 | 47 | 47.0 | 0 | 0 | 47 | 47.0 | 0 | 0 | 47 | 0 |
| Sea 11/11 | W | 2 | 89 | 44.5 | 1 | 9 | 80 | 40.0 | 0 | 1 | 55 | 0 |
| KC 11/19 | W | 4 | 222 | 55.5 | 3 | 22 | 200 | 50.0 | 0 | 3 | **68** | 0 |
| at Det 12/2 | W | 3 | 151 | 50.3 | 0 | 0 | 131 | 43.7 | 1 | 1 | 55 | 0 |
| at Chi 12/9 | L | 3 | 146 | 48.7 | 1 | 22 | 124 | 41.3 | 0 | 1 | 62 | 0 |
| Phi 12/16 | L | 3 | 169 | 56.3 | 1 | 13 | 156 | 52.0 | 0 | 0 | 65 | 0 |
| at Ari 12/23 | W | 2 | 103 | 51.5 | 1 | 1 | 102 | 51.0 | 0 | 2 | 59 | 0 |
| SF 12/30 | W | 3 | 130 | 43.3 | 0 | 0 | 130 | 43.3 | 0 | 2 | 48 | 0 |
| **Totals** | **13-3** | **43** | **1,992** | **46.3** | **12** | **104** | **1,848** | **43.0** | **2** | **21** | **68** | **0** |

### 2018 Postseason

| Game | W/L | No | Yds | Avg | Opp Ret | Opp Yds | Net Yds | Net Avg | TB | I20 | Lg | Blk |
|---|---|---|---|---|---|---|---|---|---|---|---|---|
| Dal 1/12/19 * | W | 1 | 29 | 29.0 | 0 | 0 | 29 | 29.0 | 0 | 0 | 29 | 0 |
| at NO 1/20/19 ^ | W | 4 | 183 | 45.8 | 0 | 0 | 183 | 45.8 | 0 | 1 | 50 | 0 |
| NE 2/3/19 * | L | 9 | 417 | 46.3 | 2 | 2 | 415 | 46.1 | 0 | 5 | 65 | 0 |
| **Totals** | **2-1** | **14** | **629** | **44.9** | **2** | **2** | **627** | **44.8** | **0** | **6** | **65** | **0** |

* Denotes NFC Divisional Playoff Game, ^ Denotes NFC Championship Game, ! Denotes Super Bowl LIII

## 2017 Los Angeles Rams

| Game | W/L | No | Yds | Avg | Opp Ret | Opp Yds | Net Yds | Net Avg | TB | I20 | Lg | Blk |
|---|---|---|---|---|---|---|---|---|---|---|---|---|
| Ind 9/10 | W | 5 | 218 | 43.6 | 3 | 0 | 218 | 43.6 | 0 | 5 | 47 | 0 |
| Was 9/17 | L | 4 | 182 | 45.5 | 2 | 13 | 169 | 42.3 | 0 | 1 | 55 | 0 |
| at SF 9/21 | W | 2 | 113 | 56.5 | 2 | 9 | 104 | 52.0 | 0 | 0 | 64 | 0 |
| at Dal 10/1 | W | 2 | 108 | 54.0 | 1 | 0 | 108 | 54.0 | 0 | 2 | 62 | 0 |
| Sea 10/8 | L | 3 | 136 | 45.3 | 1 | 10 | 126 | 42.0 | 0 | 0 | 62 | 0 |
| at Jax 10/15 | W | 7 | 322 | 46.0 | 1 | 0 | 302 | 43.1 | 1 | 4 | 67 | 0 |
| Ari 10/22 | W | 2 | 119 | 59.5 | 1 | 9 | 110 | 55.0 | 0 | 2 | 65 | 0 |
| at NYG 11/5 | W | 2 | 75 | 37.5 | 0 | 0 | 75 | 37.5 | 0 | 1 | 38 | 0 |
| Hou 11/12 | W | 4 | 205 | 51.3 | 1 | 17 | 168 | 42.0 | 1 | 0 | 55 | 0 |
| at Min 11/19 | L | 6 | 254 | 42.3 | 1 | 9 | 245 | 40.8 | 0 | 4 | 56 | 0 |
| NO 11/26 | W | 3 | 138 | 46.0 | 0 | 0 | 138 | 46.0 | 0 | 3 | 50 | 0 |
| at Ari 12/3 | W | 4 | 207 | 51.8 | 2 | 12 | 195 | 48.8 | 0 | 0 | 70 | 0 |
| Phi 12/10 | L | 5 | 282 | 56.4 | 3 | 11 | 251 | 50.2 | 1 | 3 | 64 | 0 |
| at Sea 12/17 | W | 5 | 213 | 42.6 | 2 | 18 | 195 | 39.0 | 0 | 2 | 49 | 0 |
| at Ten 12/24 | W | 4 | 200 | 50.0 | 2 | 12 | 168 | 42.0 | 1 | 1 | 57 | 0 |
| SF 12/31 | L | 7 | 341 | 48.7 | 3 | 32 | 309 | 309 | 0 | 2 | 58 | 0 |
| **Totals** | **11-5** | **65** | **3,113** | **47.9** | **25** | **152** | **2,881** | **44.3** | **4** | **30** | **70** | **0** |

### 2017 Postseason

| Game | W/L | No | Yds | Avg | Opp Ret | Opp Yds | Net Yds | Net Avg | TB | I20 | Lg | Blk |
|---|---|---|---|---|---|---|---|---|---|---|---|---|
| Atl 1/6/18 * | L | 5 | 218 | 43.6 | 1 | 4 | 214 | 42.8 | 0 | 5 | 66 | 0 |
| **Totals** | **0-1** | **5** | **218** | **43.6** | **1** | **4** | **214** | **42.8** | **0** | **5** | **66** | **0** |

* Denotes NFC Wild Card Game

## 2016 Los Angeles Rams

| Game | W/L | No | Yds | Avg | Opp Ret | Opp Yds | Net Yds | Net Avg | TB | I20 | Lg | Blk |
|---|---|---|---|---|---|---|---|---|---|---|---|---|
| at SF 9/12 | L | 10 | 431 | 43.1 | 2 | 11 | 420 | 42.0 | 0 | 4 | 54 | 0 |
| Sea 9/18 | W | 6 | 237 | 39.5 | 0 | 0 | 237 | 39.5 | 0 | 6 | 52 | 0 |
| at TB 9/25 | W | 5 | 256 | 51.2 | 2 | 26 | 230 | 46.0 | 0 | 2 | 64 | 0 |
| at Ari 10/2 | W | 6 | 277 | 46.2 | 3 | 23 | 254 | 42.3 | 0 | 3 | 55 | 0 |
| Buf 10/9 | L | 2 | 109 | 54.5 | 2 | -2 | 111 | 55.5 | 0 | 1 | 57 | 0 |
| at Det 10/16 | L | 2 | 94 | 47.0 | 1 | 4 | 90 | 45.0 | 0 | 0 | 54 | 0 |
| NYG 10/23 | L | 7 | 320 | 45.7 | 4 | 11 | 309 | 44.1 | 0 | 6 | 58 | 0 |
| Car 11/6 | L | 5 | 243 | 48.6 | 0 | 0 | 223 | 44.6 | 1 | 2 | 75 | 0 |
| at NYJ 11/13 | W | 7 | 362 | 51.7 | 4 | 10 | 352 | 50.3 | 0 | 4 | 78 | 0 |
| Mia 11/20 | L | 8 | 364 | 45.5 | 1 | 1 | 363 | 45.4 | 0 | 5 | 61 | 0 |
| at NO 11/27 | L | 6 | 294 | 49.0 | 2 | 8 | 286 | 47.7 | 0 | 2 | 68 | 0 |
| at NE 12/4 | L | 8 | 430 | 53.8 | 6 | 7 | 423 | 52.9 | 0 | 5 | 76 | 0 |
| Atl 12/11 | L | 7 | 340 | 48.6 | 0 | 0 | 340 | 48.6 | 0 | 6 | 57 | 0 |
| at Sea 12/15 | L | 4 | 216 | 54.0 | 2 | 16 | 200 | 50.0 | 0 | 0 | 66 | 0 |
| SF 12/24 | L | 8 | 368 | 46.0 | 2 | 9 | 359 | 44.9 | 0 | 4 | 53 | 0 |
| Ari 1/1/17 | L | 7 | 336 | 48.1 | 4 | 26 | 311 | 44.4 | 0 | 1 | 73 | 0 |
| **Totals** | **4-12** | **98** | **4,680** | **47.8** | **35** | **152** | **4,508** | **46.0** | **1** | **51** | **78** | **0** |

## 2015 St. Louis Rams

| Game | W/L | No | Yds | Avg | Opp Ret | Opp Yds | Net Yds | Net Avg | TB | I20 | Lg | Blk |
|---|---|---|---|---|---|---|---|---|---|---|---|---|
| Sea 9/13 | W | 3 | 142 | 47.3 | 2 | 63 | 79 | 26.3 | 0 | 0 | 55 | 0 |
| at Was 9/20 | L | 8 | 381 | 47.6 | 5 | 12 | 381 | 46.1 | 0 | 4 | 52 | 0 |
| Pit 9/27 | L | 4 | 170 | 42.5 | 0 | 0 | 150 | 37.5 | 1 | 2 | 50 | 0 |
| at Ari 10/4 | W | 7 | 348 | 49.7 | 5 | 32 | 316 | 45.1 | 0 | 2 | 57 | 0 |
| at GB 10/11 | L | 4 | 181 | 45.3 | 2 | 9 | 152 | 38.0 | 1 | 1 | 51 | 0 |
| Cle 10/25 | W | 5 | 244 | 48.8 | 2 | 4 | 240 | 48.0 | 0 | 3 | 56 | 0 |
| SF 11/1 | W | 8 | 436 | 54.4 | 5 | 38 | 398 | 49.8 | 0 | 4 | 60 | 0 |
| at Min 11/8 | L | 8 | 372 | 46.5 | 4 | 40 | 332 | 41.5 | 0 | 2 | 63 | 0 |
| Chi 11/15 | L | 6 | 296 | 49.3 | 3 | 9 | 287 | 47.8 | 0 | 3 | 60 | 0 |
| at Bal 11/22 | L | 8 | 367 | 45.9 | 3 | 5 | 342 | 42.8 | 1 | 4 | 63 | 0 |
| at Cin 11/29 | L | 5 | 225 | 45.0 | 2 | 16 | 189 | 37.8 | 1 | 1 | 56 | 0 |
| Ari 12/6 | L | 8 | 436 | 54.5 | 3 | 30 | 386 | 48.3 | 1 | 5 | 68 | 0 |
| Det 12/13 | W | 6 | 284 | 47.3 | 2 | 11 | 273 | 45.5 | 0 | 4 | 61 | 0 |
| TB 12/17 | W | 5 | 220 | 44.0 | 0 | 0 | 220 | 44.0 | 0 | 3 | 49 | 0 |
| at Sea 12/27 | W | 6 | 240 | 40.0 | 2 | 20 | 220 | 36.7 | 0 | 2 | 50 | 0 |
| at SF 1/3 | L | 5 | 259 | 51.8 | 0 | 0 | 239 | 47.8 | 1 | 1 | 68 | 0 |
| **Totals** | **7-9** | **96** | **4,601** | **47.9** | **40** | **289** | **4,192** | **43.7** | **6** | **41** | **68** | **0** |

## 2014 St. Louis Rams

| Game | W/L | No | Yds | Avg | Opp Ret | Opp Yds | Net Yds | Net Avg | TB | I20 | Lg | Blk |
|---|---|---|---|---|---|---|---|---|---|---|---|---|
| Min 9/7 | L | 6 | 279 | 46.5 | 1 | 6 | 273 | 45.5 | 0 | 2 | 57 | 0 |
| at TB 9/14 | W | 2 | 98 | 49.0 | 1 | 0 | 98 | 49.0 | 0 | 1 | 53 | 0 |
| Dal 9/21 | L | 1 | 24 | 24.0 | 0 | 0 | 24 | 24.0 | 0 | 1 | 24 | 0 |
| Phi 10/5 | L | 4 | 166 | 41.5 | 1 | 23 | 143 | 28.6 | 0 | 2 | 56 | 1 |
| SF 10/13 | L | 8 | 351 | 43.9 | 5 | 29 | 322 | 40.3 | 0 | 2 | 56 | 0 |
| Sea 10/19 | W | 3 | 153 | 51.0 | 2 | 19 | 134 | 51.0 | 0 | 1 | 56 | 0 |
| at KC 10/26 | L | 6 | 324 | 54.0 | 4 | 27 | 277 | 46.2 | 1 | 1 | 60 | 0 |
| at SF 11/2 | W | 6 | 281 | 46.8 | 1 | 12 | 249 | 41.5 | 1 | 2 | 60 | 0 |
| at Ari 11/9 | L | 7 | 305 | 43.6 | 1 | 8 | 277 | 39.6 | 1 | 2 | 57 | 0 |
| Den 11/16 | W | 6 | 260 | 43.3 | 1 | 0 | 260 | 43.3 | 0 | 4 | 54 | 0 |
| at SD 11/23 | L | 4 | 178 | 44.5 | 1 | 0 | 178 | 44.5 | 0 | 2 | 57 | 0 |
| Oak 11/30 | W | 6 | 275 | 45.8 | 2 | 4 | 251 | 41.8 | 1 | 3 | 60 | 0 |
| at Was 12/7 | W | 4 | 174 | 43.5 | 2 | 3 | 171 | 42.8 | 0 | 3 | 61 | 0 |
| Ari 12/11 | L | 8 | 404 | 50.5 | 4 | 54 | 350 | 43.8 | 0 | 3 | 59 | 0 |
| NYG 12/21 | L | 4 | 202 | 50.5 | 0 | 0 | 182 | 45.5 | 0 | 3 | 56 | 0 |
| at Sea 12/28 | | 5 | 247 | 49.4 | 2 | 7 | 240 | 48.0 | 1 | 1 | 55 | 0 |
| **Totals** | **6-10** | **80** | **3,721** | **46.5** | **28** | **192** | **3,429** | **42.3** | **5** | **33** | **61** | **1** |

## 2013 St. Louis Rams

| Game | W/L | No | Yds | Avg | Opp Ret | Opp Yds | Net Yds | Net Avg | TB | I20 | Lg | Blk |
|---|---|---|---|---|---|---|---|---|---|---|---|---|
| Ari 9/8 | W | 3 | 147 | 49.0 | 1 | 1 | 126 | 42.0 | 1 | 1 | 55 | 0 |
| at Atl 9/15 | L | 6 | 298 | 49.7 | 2 | 4 | 294 | 49.0 | 0 | 0 | 63 | 0 |
| at Dal 9/22 | L | 5 | 238 | 47.6 | 4 | 16 | 222 | 44.4 | 0 | 0 | 57 | 0 |
| SF 9/26 | L | 11 | 490 | 44.5 | 1 | 0 | 470 | 42.7 | 1 | 6 | 60 | 0 |
| Jax 10/6 | W | 7 | 286 | 40.9 | 4 | 5 | 281 | 40.1 | 0 | 2 | 56 | 0 |
| at Hou 10/13 | W | 3 | 135 | 45.0 | 2 | 6 | 129 | 43.0 | 0 | 1 | 47 | 0 |
| at Car 10/20 | L | 4 | 159 | 39.8 | 1 | -1 | 160 | 40.0 | 0 | 0 | 52 | 0 |
| Sea 10/28 | L | 4 | 182 | 45.5 | 3 | 9 | 173 | 43.3 | 0 | 2 | 55 | 0 |
| Ten 11/3 | L | 5 | 242 | 48.4 | 2 | 8 | 234 | 46.8 | 0 | 1 | 57 | 0 |
| at Ind 11/10 | W | 5 | 242 | 48.4 | 3 | 25 | 217 | 43.4 | 0 | 1 | 61 | 0 |
| Chi 11/24 | W | 2 | 97 | 48.5 | 1 | 0 | 97 | 48.5 | 0 | 0 | 51 | 0 |
| at SF12/1 | L | 5 | 244 | 48.8 | 2 | 5 | 239 | 47.8 | 0 | 1 | 54 | 0 |
| at Ari 12/8 | L | 5 | 257 | 51.4 | 2 | 3 | 214 | 42.8 | 2 | 0 | 64 | 0 |
| NO 12/15 | W | 4 | 167 | 41.8 | 0 | 0 | 167 | 41.8 | 0 | 2 | 52 | 0 |
| TB 12/22 | W | 2 | 88 | 44.0 | 0 | 0 | 88 | 44.0 | 0 | 1 | 46 | 0 |
| at Sea 12/29 | L | 7 | 337 | 48.1 | 2 | -2 | 339 | 48.4 | 0 | 1 | 58 | 0 |
| **Totals** | **7-9** | **78** | **3,609** | **46.3** | **30** | **79** | **3,450** | **44.2** | **4** | **19** | **64** | **0** |

# Johnny Hekker, Game-By-Game

## 2012 St. Louis Rams

| Game | W/L | No | Yds | Avg | Opp Ret | Opp Yds | Net Yds | Net Avg | TB | I20 | Lg | Blk |
|---|---|---|---|---|---|---|---|---|---|---|---|---|
| at Det 9/9 | L | 5 | 241 | 48.2 | 5 | 53 | 188 | 37.6 | 0 | 1 | 57 | 0 |
| Was 9/16 | W | 3 | 163 | 54.3 | 1 | -3 | 146 | 48.7 | 1 | 1 | 66 | 0 |
| at Chi 9/23 | L | 6 | 279 | 46.5 | 3 | 39 | 220 | 36.7 | 1 | 1 | 56 | 0 |
| Sea 9/30 | W | 4 | 156 | 39.0 | 2 | 1 | 155 | 38.8 | 0 | 1 | 48 | 0 |
| Ari 10/4 | W | 7 | 398 | 56.9 | 5 | 76 | 322 | 46.0 | 0 | 3 | 68 | 0 |
| at Mia 10/14 | L | 3 | 135 | 45.0 | 0 | 0 | 115 | 38.3 | 1 | 2 | 56 | 0 |
| GB 10/21 | L | 2 | 99 | 49.5 | 1 | 15 | 84 | 42.0 | 0 | 1 | 55 | 0 |
| NE 10/28 | L | 4 | 195 | 48.8 | 3 | 16 | 179 | 44.8 | 0 | 1 | 50 | 0 |
| at SF 11/11 | T | 4 | 147 | 36.8 | 2 | 23 | 124 | 31.0 | 0 | 1 | 45 | 0 |
| NYJ 11/18 | I | 5 | 251 | 50.2 | 3 | 29 | 222 | 44.4 | 0 | 1 | 57 | 0 |
| at Ari 11/25 | W | 6 | 260 | 43.3 | 4 | 59 | 201 | 33.5 | 0 | 1 | 48 | 0 |
| SF 12/2 | W | 9 | 388 | 43.1 | 2 | 6 | 382 | 42.4 | 0 | 3 | 63 | 0 |
| at Buf 12/9 | W | 8 | 302 | 37.8 | 4 | 44 | 258 | 32.3 | 0 | 2 | 50 | 0 |
| Min 12/16 | L | 4 | 164 | 41.0 | 1 | 15 | 149 | 37.3 | 0 | 1 | 55 | 0 |
| at TB 12/23 | W | 7 | 335 | 47.9 | 3 | 7 | 328 | 46.9 | 0 | 2 | 57 | 0 |
| at SEA 12/30 | L | 5 | 243 | 48.6 | 2 | 22 | 201 | 40.2 | 1 | 0 | 57 | 0 |
| **Totals** | **7-8-1** | **82** | **3756** | **45.8** | **41** | **402** | **3,274** | **39.9** | **4** | **22** | **68** | **0** |



# 27 Darrell Henderson Jr.

Running Back • Memphis • Batesville, Miss.

**Ht./Wt.:** 5-8/208
**NFL Exp.:** 2 (2nd Rams)
**GP/GS, (Playoffs):** 14/0, (0/0)
**Birth Date:** 8/19/1997
**Acquired:** D3A-'19 (No. 70 Overall)

**Transactions:** Selected by the Rams in the third round (70th overall) of the 2019 NFL Draft (4/26/19).

**Pro:** Has played in 14 games...rushed for 153 total yards.

**2020 Season: vs. Dallas (9/13):** Appeared in his 15th career game in the season opener...rushed three times for six yards with an average of 2.0 yards per carry.

**2019 Season:** Entered rookie season projected to provide depth at running back...appeared in 13 games before being placed on injured reserve ahead of Week 17 game vs. Arizona... rushed for 147 yards on 39 carries...caught four passes for 37 receiving yards...recorded first professional rushing yards in Week 6 against San Francisco...**at Carolina (9/8):** Had first NFL carry in professional debut for no gain...**vs. New Orleans (9/15):** Did not see game action...**at Cleveland (9/22):** Did not see game action... **vs. Tampa Bay (9/29):** Saw action on special teams where he played nine snaps (24 percent)...**at Seattle (10/3):** Saw action on special teams where he played one snap...**vs. San Francisco (10/13):** Had six carries for 39 yards...long rush of 22 yards... caught one pass for nine yards...played 17 offensive snaps (32 percent)...**at Atlanta (10/20):** Had a career-high 11 carries for 31 yards...caught one pass for eight yards...played 26 offensive snaps (34 percent)...**vs. Cincinnati (10/27):** Rushed for a career-high 49 yards on 11 carries...caught two passes for 20 yards... played 30 snaps offensively (48 percent)...**at Pittsburgh (11/10):** Rushed for four yards on four carries...played eight offensive snaps (10 percent)...**vs. Chicago (11/17):** Played three offensive snaps (five percent) and two special teams snaps (eight percent)... **vs. Baltimore (11/25):** Played eight special teams snaps (30 percent)...**at Arizona (12/1):** Rushed for 17 yards on four carries with a 13-yard carry as a game-long...played seven offensive snaps (nine percent)...**vs. Seattle (12/8):** Returned two kickoffs for 35 yards...long return of 20 yards...**at Dallas (12/15):** Returned one kickoff for 23 yards...**at San Francisco (12/21):** Rushed for seven yards on two carries...played two offensive snaps (three percent) and three special teams plays (nine percent)...**vs. Arizona (12/29):** Placed on injured reserve.

**College:** In 35 career games played, Henderson is currently the second-leading rusher in Memphis history with 3,082 career rushing yards...his 31 rushing touchdowns are third in school history...his 40 total touchdowns are tied for second-most in program history...became just the third Tiger all-time to rush for over 1,000 yards in multiple seasons...has 4,302 career all-purpose yards, which ranks second in program history...tallied 14 career 100-yard rushing games, which is second-most in program history...as a junior in 2018, started all 10 games and led the nation with 9.15 rushing yards per carry...compiled 1,446 rushing yards (second-most in FBS) on 158 carries (39th-most in FBS)... tied for FBS lead with 20 total touchdowns and tied for second with 17 rushing touchdowns...rushed for over 100 yards in seven games...compiled back-to-back 200-yard rushing games against Navy and Georgia State, only the second player in program history to log back-to-back 200-yard rushing efforts... his 1,840 all-purpose yards led the FBS in 2018...as a sophomore in 2017, played in 12 games and made 10 starts...was the team's leading rusher with 1,154 yards on 130 carries...posted nine rushing touchdowns...tallied the program's first 1,000-yard rushing season since 2012...the 1,154 yards are the sixth-most for a season in school history...had seven 100-yard rushing games, the fourth-most for a season in program history...logged two rushing plays of 80 or more yards (80 vs. UCLA; 82 vs. Tulane)...the two rushing plays of 80 or more yards were a first since 1990...logged a career-high 278 all-purpose yards in a home win over SMU (147 rushing/15 receiving/116 return)...the 278 all-purpose yards were the fourth-most for a game in program history...saw action in all 13 games and made six starts as a freshman in 2016...also played on the Memphis special teams unit...squad's third-leading rusher with 482 yards on 87 carries (5.5 yard/rush)...second on team with five rushing touchdowns...hauled in 20 receptions for 237 yards and three touchdowns...added two kick returns for 113 yards and one touchdown...fourth on squad with 832 all-purpose yards (482 rushing/237receiving/113 kick return)...had a 99-yard kick return for a touchdown in a road win at SMU, the 99-yard return is the second-longest in school history.

**Personal:** Named the 2014 state of Mississippi Gatorade Football Player of the Year...honored as the 2014 Best of MS Preps Player of the Year...a 2014 *Parade Magazine* All-America honorable mention pick...played for Head Coach Lance Pogue...posted 5,801 career rushing yards, which is the eighth-most rushing yards in the state of Mississippi high school football history...had 847 career carries...posted career rushing averages of 109.5 yards per game and 6.8 yards per carry...scored 68 career rushing touchdowns... also caught 39 passes for 559 yards and seven scores in his career...had 75 career touchdowns (68 rushing/seven receiving)... son of Darrell Henderson, Sr., and Barbara Henderson...majored in sport and leisure management.

# Darrell Henderson Jr., NFL Statistics

**Regular Season**

| | | | Receiving | | | | | Rushing | | | | |
|---|---|---|---|---|---|---|---|---|---|---|---|---|
| Year | Team | G/S | No. | Yards | Avg. | Long | TD | Att. | Yards | Avg. | Long | TD |
| 2019 | Los Angeles Rams | 13/0 | 4 | 37 | 9.3 | 14 | 0 | 39 | 147 | 3.8 | 22 | 0 |
| 2020 | Los Angeles Rams | 1/0 | 0 | 0 | 0.0 | 0 | 0 | 3 | 6 | 2.0 | 3 | 0 |
| **Totals** | | **14/0** | **4** | **37** | **9.3** | **14** | **0** | **42** | **153** | **3.6** | **22** | **0** |

| | | | Punt Returns | | | | | Kickoff Returns | | | | |
|---|---|---|---|---|---|---|---|---|---|---|---|---|
| Year | Team | G/S | No. | Yards | Avg. | Long | TD | Att. | Yards | Avg. | Long | TD |
| 2019 | Los Angeles Rams | 12/0 | 0 | 0 | 0.0 | 0 | 0 | 3 | 58 | 19.3 | 23 | 0 |
| 2020 | Los Angeles Rams | 0/0 | 0 | 0 | 0.0 | 0 | 0 | 0 | 0 | 0.0 | 0 | 0 |
| **Totals** | | **12/0** | **0** | **0** | **0.0** | **0** | **0** | **3** | **58** | **19.3** | **23** | **0** |

# Darrell Henderson Jr., Game-By-Game

**2020 Los Angeles Rams**

| | | | Receiving | | | | | Rushing | | | | | Returns | | | | | | | | | |
|---|---|---|---|---|---|---|---|---|---|---|---|---|---|---|---|---|---|---|---|---|---|---|
| Game | W/L | G/S | No. | Yards | Avg. | Long | TD | Att. | Yards | Avg. | Long | TD | PR | FC | Yards | Long | TD | KR | Yards | Avg. | Long | TD |
| Dal 9/13 | W | 1/0 | 0 | 0 | 0.0 | 0 | 0 | 3 | 6 | 2.0 | 3 | 0 | 0 | 0 | 0 | 0 | 0 | 0 | 0 | 0.0 | 0 | 0 |
| at Phi 9/20 | - | 0/0 | 0 | 0 | 0.0 | 0 | 0 | 0 | 0 | 0.0 | 0 | 0 | 0 | 0 | 0 | 0 | 0 | 0 | 0 | 0.0 | 0 | 0 |
| at Buf 9/27 | - | 0/0 | 0 | 0 | 0.0 | 0 | 0 | 0 | 0 | 0.0 | 0 | 0 | 0 | 0 | 0 | 0 | 0 | 0 | 0 | 0.0 | 0 | 0 |
| NYG 10/4 | - | 0/0 | 0 | 0 | 0.0 | 0 | 0 | 0 | 0 | 0.0 | 0 | 0 | 0 | 0 | 0 | 0 | 0 | 0 | 0 | 0.0 | 0 | 0 |
| at Was 10/11 | - | 0/0 | 0 | 0 | 0.0 | 0 | 0 | 0 | 0 | 0.0 | 0 | 0 | 0 | 0 | 0 | 0 | 0 | 0 | 0 | 0.0 | 0 | 0 |
| at SF 10/18 | - | 0/0 | 0 | 0 | 0.0 | 0 | 0 | 0 | 0 | 0.0 | 0 | 0 | 0 | 0 | 0 | 0 | 0 | 0 | 0 | 0.0 | 0 | 0 |
| at Atl 10/20 | - | 0/0 | 0 | 0 | 0.0 | 0 | 0 | 0 | 0 | 0.0 | 0 | 0 | 0 | 0 | 0 | 0 | 0 | 0 | 0 | 0.0 | 0 | 0 |
| Chi 10/26 | - | 0/0 | 0 | 0 | 0.0 | 0 | 0 | 0 | 0 | 0.0 | 0 | 0 | 0 | 0 | 0 | 0 | 0 | 0 | 0 | 0.0 | 0 | 0 |
| at Mia 11/1 | - | 0/0 | 0 | 0 | 0.0 | 0 | 0 | 0 | 0 | 0.0 | 0 | 0 | 0 | 0 | 0 | 0 | 0 | 0 | 0 | 0.0 | 0 | 0 |
| Sea 11/15 | - | 0/0 | 0 | 0 | 0.0 | 0 | 0 | 0 | 0 | 0.0 | 0 | 0 | 0 | 0 | 0 | 0 | 0 | 0 | 0 | 0.0 | 0 | 0 |
| at TB 11/23 | - | 0/0 | 0 | 0 | 0.0 | 0 | 0 | 0 | 0 | 0.0 | 0 | 0 | 0 | 0 | 0 | 0 | 0 | 0 | 0 | 0.0 | 0 | 0 |
| SF 11/29 | - | 0/0 | 0 | 0 | 0.0 | 0 | 0 | 0 | 0 | 0.0 | 0 | 0 | 0 | 0 | 0 | 0 | 0 | 0 | 0 | 0.0 | 0 | 0 |
| at Ari 12/6 | - | 0/0 | 0 | 0 | 0.0 | 0 | 0 | 0 | 0 | 0.0 | 0 | 0 | 0 | 0 | 0 | 0 | 0 | 0 | 0 | 0.0 | 0 | 0 |
| NE 12/10 | - | 0/0 | 0 | 0 | 0.0 | 0 | 0 | 0 | 0 | 0.0 | 0 | 0 | 0 | 0 | 0 | 0 | 0 | 0 | 0 | 0.0 | 0 | 0 |
| NYJ 12/19 | - | 0/0 | 0 | 0 | 0.0 | 0 | 0 | 0 | 0 | 0.0 | 0 | 0 | 0 | 0 | 0 | 0 | 0 | 0 | 0 | 0.0 | 0 | 0 |
| Ari 1/3/21 | - | 0/0 | 0 | 0 | 0.0 | 0 | 0 | 0 | 0 | 0.0 | 0 | 0 | 0 | 0 | 0 | 0 | 0 | 0 | 0 | 0.0 | 0 | 0 |
| **Totals** | 1-0 | **1/0** | **0** | **0** | **0.0** | **0** | **0** | **3** | **6** | **2.0** | **3** | **0** | **0** | **0** | **0** | **0** | **0** | **0** | **0** | **0.0** | **0** | **0** |

**2019 Los Angeles Rams**

| | | | Receiving | | | | | Rushing | | | | | Returns | | | | | | | | | |
|---|---|---|---|---|---|---|---|---|---|---|---|---|---|---|---|---|---|---|---|---|---|---|
| Game | W/L | G/S | No. | Yards | Avg. | Long | TD | Att. | Yards | Avg. | Long | TD | PR | FC | Yards | Long | TD | KR | Yards | Avg. | Long | TD |
| at Car 9/8 | W | 1/0 | 0 | 0 | 0.0 | 0 | 0 | 0 | 0 | 0.0 | 0 | 0 | 0 | 0 | 0 | 0 | 0 | 0 | 0 | 0.0 | 0 | 0 |
| NO 9/15 | W | 0/0 | Did Not Play | | | | | | | | | | | | | | | | | | | |
| at Cle 9/22 | W | 0/0 | Did Not Play | | | | | | | | | | | | | | | | | | | |
| TB 10/29 | L | 1/0 | 0 | 0 | 0.0 | 0 | 0 | 0 | 0 | 0.0 | 0 | 0 | 0 | 0 | 0 | 0 | 0 | 0 | 0 | 0.0 | 0 | 0 |
| at Sea 10/3 | L | 1/0 | 0 | 0 | 0.0 | 0 | 0 | 0 | 0 | 0.0 | 0 | 0 | 0 | 0 | 0 | 0 | 0 | 0 | 0 | 0.0 | 0 | 0 |
| SF 10/13 | L | 1/0 | 1 | 9 | 9.0 | 9 | 0 | 6 | 39 | 6.5 | 22 | 0 | 0 | 0 | 0 | 0 | 0 | 0 | 0 | 0.0 | 0 | 0 |
| at Atl 10/20 | W | 1/0 | 1 | 8 | 8.0 | 8 | 0 | 11 | 31 | 2.8 | 9 | 0 | 0 | 0 | 0 | 0 | 0 | 0 | 0 | 0.0 | 0 | 0 |
| Cin 10/27 | W | 1/0 | 2 | 20 | 10.0 | 14 | 0 | 11 | 49 | 4.5 | 15 | 0 | 0 | 0 | 0 | 0 | 0 | 0 | 0 | 0.0 | 0 | 0 |
| at Pit 11/10 | L | 1/0 | 0 | 0 | 0.0 | 0 | 0 | 4 | 4 | 1.0 | 3 | 0 | 0 | 0 | 0 | 0 | 0 | 0 | 0 | 0.0 | 0 | 0 |
| Chi 11/17 | W | 1/0 | 0 | 0 | 0.0 | 0 | 0 | 0 | 0 | 0.0 | 0 | 0 | 0 | 0 | 0 | 0 | 0 | 0 | 0 | 0.0 | 0 | 0 |
| Bal 11/25 | L | 1/0 | 0 | 0 | 0.0 | 0 | 0 | 0 | 0 | 0.0 | 0 | 0 | 0 | 0 | 0 | 0 | 0 | 0 | 0 | 0.0 | 0 | 0 |
| at Ari 12/1 | W | 1/0 | 0 | 0 | 0.0 | 0 | 0 | 4 | 17 | 4.3 | 0 | 0 | 0 | 0 | 0 | 0 | 0 | 0 | 0 | 0.0 | 0 | 0 |
| at Sea 12/8 | W | 1/0 | 0 | 0 | 0.0 | 0 | 0 | 0 | 0 | 0.0 | 0 | 0 | 0 | 0 | 0 | 0 | 0 | 2 | 35 | 17.5 | 20 | 0 |
| at Dal 12/15 | L | 1/0 | 0 | 0 | 0.0 | 0 | 0 | 0 | 0 | 0.0 | 0 | 0 | 0 | 0 | 0 | 0 | 0 | 1 | 23 | 23.0 | 23 | 0 |
| SF 12/21 | L | 1/0 | 0 | 0 | 0.0 | 0 | 0 | 2 | 7 | 3.5 | 7 | 0 | 0 | 0 | 0 | 0 | 0 | 0 | 0 | 0.0 | 0 | 0 |
| Ari 12/29 | W | | Injured Reserve | | | | | | | | | | | | | | | | | | | |
| **Totals** | **9-7** | **13/0** | **4** | **37** | **9.3** | **14** | **0** | **39** | **147** | **3.8** | **22** | **0** | **0** | **0** | **0** | **0** | **0** | **3** | **58** | **19.3** | **23** | **0** |



# 89 Tyler Higbee

Tight End • Western Kentucky • Clearwater, Fla.

**Ht./Wt.:** 6-6/255
**NFL Exp.:** 5 (5th Rams)
**GP/GS, (Playoffs):** 64/55, (4/4)
**Birth Date:** 1/1/1993
**Acquired:** D4A-'16 (No. 110 Overall)

**Transactions:** Selected by the Rams in the fourth round of the 2016 draft (110th overall) on 4/30/16.

**Pro:** Fifth-year pro has played in 64 regular season games with 54 starts and four postseason games (four starts) since being drafted by the Rams in 2016...established single-season bests in receptions (61) and receiving yards (650) during 2019 season...caught 132 career passes for 1,446 yards and seven touchdowns...became the 12th tight end in franchise history to record over 1,000 receiving yards in their career...became the first tight end in franchise history to have three-consecutive 100-plus yard receiving games...set the single-season franchise record for receptions by a tight end during 2019 campaign.

**2020 Season:** vs. Dallas (9/13): Hauled in three receptions for 40 yards averaging 13.3 yards per reception...including a 21-yard long reception.

**2019 Season:** Fourth professional season as a starter at tight end...set a single-season franchise record for receptions (69) and receiving yards (734) by a tight end...recorded a career-high three touchdown passes...caught a career-high seven passes for a then career-best 107 receiving yards in a Week 13 win at Arizona...surpassed the total a week later with 116 yards on seven catches in NFC West win over Seattle...became the first tight end in franchise history to have over 100 receiving yards in three consecutive games following a 12 catch, 111 yard day at Dallas in Week 15...became just the second tight end in franchise history to have four games of over 100 receiving yards following 104-yard performance against San Francisco in Week 16...**at Carolina (9/8):** Started at tight end and caught four passes for a total of 20 yards and one touchdown...was the fifth touchdown reception of his career...played 40 offensive snaps (52 percent)... **vs. New Orleans (9/15):** Started at tight end...had two catches for 21 yards...long reception of 18 yards...played 24 snaps (34 percent) offensively and two snaps (seven percent) on special teams...**at Cleveland (9/22):** Declared inactive after suffering injury in Week 2 against New Orleans...**vs. Tampa Bay (9/29):** Started at tight end...caught four passes for 41 yards...longest reception of 13 yards...played 44 offensive snaps (45 percent) and seven special teams snaps (18 percent)...**at Seattle (10/3):** Started at tight end...caught three passes for 47 yards...long reception of 20 yards...played 40 offensive snaps (56 percent)... **vs. San Francisco (10/13):** Started at tight end...caught three passes for a team-best 25 yards...long reception of 12 yards... played 30 offensive snaps (57 percent)...**at Atlanta (10/20):** Started at tight end...caught one pass for eight yards...played 49 snaps (64 percent) offensively...**vs. Cincinnati (10/27):** Started at tight end...caught one pass for eight yards...played 34 offensive snaps (55 percent)...**at Pittsburgh (11/10):** Started at tight end... caught three passes for 22 yards...long reception of 12 yards... played 25 snaps offensively (32 percent)...**vs. Chicago (11/17):** Started at tight end...played 42 offensive snaps (76 percent)...**vs. Baltimore (11/25):** Started at tight end...tallied five receptions for 20 yards...longest reception of seven yards...**at Arizona (12/1):** Started at tight end...caught a then career high seven passes for a then career-best 107 receiving yards...caught his second touchdown of the season...averaged 15.3 yards per reception... **vs. Seattle (12/8):** Started at tight end...caught a then career-high seven passes for the second-consecutive game...tallied a career-high 116 receiving yards, including a 33-yard long reception... became the 12th tight end in franchise history to record over 1,000 receiving yards...**at Dallas (12/15):** Started at tight end... caught a career-high 12 passes for 111 receiving yards, his third-consecutive 100-plus receiving yard game...became just the third tight end in franchise history to record three 100-plus yard receiving games and the first to do so in three-consecutive outings...**at San Francisco (12/21):** Started at tight end...caught nine passes for 104 yards, his fourth-consecutive game with over 100 receiving yards...became the first TE in league history since the 1970 merger to have four consecutive games of seven-plus catches for 100-plus receiving yards...**vs Arizona (12/29):** Started at tight end...caught eight passes for 84 yards...added a receiving touchdown in the fourth quarter, his career-best third touchdown catch of the season.

**2018 Season:** Started all 16 regular season games and three postseason contests including Super Bowl LIII...hauled in 24 passes for 292 yards and a career-best two touchdowns during regular season action...**vs. Arizona (9/16):** Recorded one catch for three yards and a touchdown, his first of the season...**vs. Chargers (9/23):** Notched two receptions for 25 yards, including a long of 20 yards...**at Seattle (10/7):** Started at tight end...tallied two receptions for 26 yards...**at Denver (10/14):** Started at tight end and saw action on special teams...helped block for RB Todd Gurley II to amass 208 rushing yards and two touchdowns...**at New Orleans (11/4):** Started at tight end...caught two passes for a season-high 40 yards and average of 20.0 yards per catch... with a 33 yard long...**vs. Seattle (11/11):** Started at tight end... totaled a season-high three receptions for 25 yards and one touchdown...his second touchdown of the season, setting a new single-season career high...averaged 8.3 yards per reception... **vs. Kansas City (11/19):** Started at tight end and saw action on special teams...recorded a career-high six receptions for a season-high 68 yards...averaged 10.5 yards per catch...**vs. San Francisco (12/30):** Started at tight end...recorded one reception for a season-long of 36 yards...**Divisional Round vs. Dallas (1/12/19):** Started at tight end...posted two receptions for 30 yards with a long of 19 yards...**Championship Round at New Orleans (1/20/19):** Started at tight end...caught four passes for 25 yards... recorded first-career postseason touchdown...**Super Bowl LIII (2/3/19):** Started at tight end.

**2017 Season:** Started all 16 games and one postseason contest...tallied a new career-high 25 receptions for 295 yards and one touchdown...**at Dallas (10/1):** Recorded three receptions for 47 yards...**vs. Seattle (10/8):** Led the team in receiving yards with a new personal high of 98 yards on four catches...**at New York Giants (11/5):** Notched one catch for 8 yards and his first touchdown of the season...**vs. Houston (11/12):** Tallied two catches for 22 yards...**vs. New Orleans (11/26):** Recorded three catches for 48 yards...**Wild Card vs. Atlanta (1/6/18):** Totaled one reception for 11 yards.

**2016 Season:** Started six-of-16 games during rookie campaign... hauled in 11 receptions for 85 yards and scored his first career touchdown...**at San Francisco (9/13):** In his first career NFL game, recorded one reception...**at Tampa Bay (9/25):** Made first career NFL start at tight end...saw significant action on special teams...**at Arizona (10/2):** Saw action at tight end and recorded

one reception...**vs. New York Giants (10/23):** Recorded one catch for a four-yard gain...**vs. Carolina (11/6):** Made second career start at tight end...recorded a career-long 31-yard reception... **at New England (12/4):** Recorded two catches for 16 yards... **vs. Atlanta (12/11):** Caught one pass for eight yards...**at Seattle (12/15):** Hauled in a 15-yard reception...**vs. San Francisco (12/26):** Recorded two receptions for five yards...scored his first career touchown on a two-yard pass from QB Jared Goff.

**College:** Played in 38 games with 15 starts...earned a midseason addition to the Biletnikoff Watch List in 2015...racked up a pair of 100-yard receiving games and four touchdowns through the first four games of the year and caught at least one touchdown in six of his nine games, including two, two-touchdowns game...named the John Mackey Award Tight End of the Week following the season opener at Vanderbilt when he caught four passes for 102 yards...as a junior in 2014, he tallied 230 yards on 15 receptions, including four touchdowns...notched a breakout performance at No. 19 Marshall when came up with three-touchdowns on six passes for 99 yards, to earn CFPA honorable mention National Tight End of the Week honors...he was also one of only three tight ends last season to catch at least three touchdowns in a game, joined by FIU's Jonnu Smith and Minnesota's Maxx Williams... became one of just four players in WKU history to catch at least three touchdowns in a single game and the first since 1978...in 2013, saw time in seven games and three starts after converting over from wide receiver...finished the year with 13 catches for 169 yards and a touchdown...redshirted in 2012...as a true freshman in 2011, he played in 11 games...finished the regular season with a pair of catches for 92 yards...tallied his first career catch on a 63-yard touchdown grab.

**Personal:** Named team MVP and team captain for his senior season at East Lake High School...reeled in 42 receptions as a tight end, leading the county in receptions, to total over 540 receiving yards and eight touchdowns in his final season...finished prep career with over 1,100 yards receiving and 18 touchdowns... earned first-team All-County honors as well as being a Pinellas County All-Star his senior year...rated as a two-star recruit by Rivals.com after lettering all four years in football...also earned a pair of letters on the baseball diamond at the varsity level.

# Tyler Higbee, NFL Statistics

## Regular Season

| | | | Receiving | | | | | Rushing | | | | |
|---|---|---|---|---|---|---|---|---|---|---|---|---|
| Year | Team | G/S | No. | Yards | Avg. | Long | TD | Att. | Yards | Avg. | Long | TD |
| 2016 | Los Angeles Rams | 16/7 | 11 | 85 | 7.7 | 31 | 1 | 0 | 0 | 0.0 | 0 | 0 |
| 2017 | Los Angeles Rams | 16/16 | 25 | 295 | 11.8 | 38 | 1 | 0 | 0 | 0.0 | 0 | 0 |
| 2018 | Los Angeles Rams | 16/16 | 24 | 292 | 12.2 | 36 | 2 | 0 | 0 | 0.0 | 0 | 0 |
| 2019 | Los Angeles Rams | 15/15 | 69 | 734 | 10.6 | 33 | 3 | 0 | 0 | 0.0 | 0 | 0 |
| 2020 | Los Angeles Rams | 1/1 | 3 | 40 | 13.3 | 21 | 0 | 0 | 0 | 0.0 | 0 | 0 |
| **Totals** | | **64/55** | **132** | **1,446** | **11.0** | **38** | **7** | **0** | **0** | **0.0** | **0** | **0** |

## Postseason

| | | | Receiving | | | | | Rushing | | | | |
|---|---|---|---|---|---|---|---|---|---|---|---|---|
| Year | Team | G/S | No. | Yards | Avg. | Long | TD | Att. | Yards | Avg. | Long | TD |
| 2017 | Los Angeles Rams | 1/1 | 1 | 11 | 11.0 | 11 | 0 | 0 | 0 | 0.0 | 0 | 0 |
| 2018 | Los Angeles Rams | 3/3 | 6 | 55 | 9.2 | 19 | 1 | 0 | 0 | 0.0 | 0 | 0 |
| **Totals** | | **4/4** | **7** | **66** | **9.4** | **19** | **1** | **0** | **0** | **0.0** | **0** | **0** |

# Tyler Higbee, Game-By-Game

### 2020 Los Angeles Rams

| | | | Receiving | | | | | Rushing | | | | |
|---|---|---|---|---|---|---|---|---|---|---|---|---|
| Game | W/L | P/S | No. | Yards | Avg. | Long | TD | Att. | Yards | Avg. | Long | TD |
| Dal 9/13 | W | 1/1 | 3 | 40 | 13.3 | 21 | 0 | 0 | 0 | 0.0 | 0 | 0 |
| at Phi 9/20 | - | 0/0 | 0 | 0 | 0.0 | 0 | 0 | 0 | 0 | 0.0 | 0 | 0 |
| at Buf 9/27 | - | 0/0 | 0 | 0 | 0.0 | 0 | 0 | 0 | 0 | 0.0 | 0 | 0 |
| NYG 10/4 | - | 0/0 | 0 | 0 | 0.0 | 0 | 0 | 0 | 0 | 0.0 | 0 | 0 |
| at Was 10/11 | - | 0/0 | 0 | 0 | 0.0 | 0 | 0 | 0 | 0 | 0.0 | 0 | 0 |
| at SF 10/18 | - | 0/0 | 0 | 0 | 0.0 | 0 | 0 | 0 | 0 | 0.0 | 0 | 0 |
| Chi 10/26 | - | 0/0 | 0 | 0 | 0.0 | 0 | 0 | 0 | 0 | 0.0 | 0 | 0 |
| at Mia 11/1 | - | 0/0 | 0 | 0 | 0.0 | 0 | 0 | 0 | 0 | 0.0 | 0 | 0 |
| Sea 11/15 | - | 0/0 | 0 | 0 | 0.0 | 0 | 0 | 0 | 0 | 0.0 | 0 | 0 |
| at TB 11/23 | - | 0/0 | 0 | 0 | 0.0 | 0 | 0 | 0 | 0 | 0.0 | 0 | 0 |
| SF 11/29 | - | 0/0 | 0 | 0 | 0.0 | 0 | 0 | 0 | 0 | 0.0 | 0 | 0 |
| at Ari 12/6 | - | 0/0 | 0 | 0 | 0.0 | 0 | 0 | 0 | 0 | 0.0 | 0 | 0 |
| NE 12/10 | - | 0/0 | 0 | 0 | 0.0 | 0 | 0 | 0 | 0 | 0.0 | 0 | 0 |
| NYJ 12/19 | - | 0/0 | 0 | 0 | 0.0 | 0 | 0 | 0 | 0 | 0.0 | 0 | 0 |
| at Sea 12/27 | - | 0/0 | 0 | 0 | 0.0 | 0 | 0 | 0 | 0 | 0.0 | 0 | 0 |
| Ari 1/3/21 | - | 0/0 | 0 | 0 | 0.0 | 0 | 0 | 0 | 0 | 0.0 | 0 | 0 |
| **Totals** | **1-0** | **1/1** | **40** | **13.3** | **21** | **0** | **0** | **0** | **0.0** | **0** | **0** | **0** |

### 2018 Los Angeles Rams

| | | | Receiving | | | | | Rushing | | | | |
|---|---|---|---|---|---|---|---|---|---|---|---|---|
| Game | W/L | P/S | No. | Yards | Avg. | Long | TD | Att. | Yards | Avg. | Long | TD |
| at Oak 9/10 | W | 1/1 | 0 | 0 | 0.0 | 0 | 0 | 0 | 0 | 0.0 | 0 | 0 |
| Ari 9/16 | W | 1/1 | 1 | 3t | 3.0 | 3 | 1 | 0 | 0 | 0.0 | 0 | 0 |
| LAC 9/23 | W | 1/1 | 2 | 35 | 17.5 | 20 | 0 | 0 | 0 | 0.0 | 0 | 0 |
| Min 9/27 | W | 1/1 | 0 | 0 | 0.0 | 0 | 0 | 0 | 0 | 0.0 | 0 | 0 |
| at Sea 10/7 | W | 1/1 | 2 | 26 | 13.0 | 17 | 0 | 0 | 0 | 0.0 | 0 | 0 |
| at Den 10/14 | W | 1/1 | 0 | 0 | 0.0 | 0 | 0 | 0 | 0 | 0.0 | 0 | 0 |
| at SF 10/21 | W | 1/1 | 0 | 0 | 0.0 | 0 | 0 | 0 | 0 | 0.0 | 0 | 0 |
| GB 10/28 | W | 1/1 | 1 | 6 | 6.0 | 6 | 0 | 0 | 0 | 0.0 | 0 | 0 |
| at NO 11/4 | L | 1/1 | 2 | 40 | 20.0 | 33 | 0 | 0 | 0 | 0.0 | 0 | 0 |
| Sea 11/11 | W | 1/1 | 3 | 25 | 8.3 | 10 | 1 | 0 | 0 | 0.0 | 0 | 0 |
| KC 11/19 | W | 1/1 | 6 | 68 | 10.5 | 16 | 0 | 0 | 0 | 0.0 | 0 | 0 |
| at Det 12/2 | W | 1/1 | 2 | 19 | 9.5 | 16 | 0 | 0 | 0 | 0.0 | 0 | 0 |
| at Chi12/9 | L | 1/1 | 1 | 9 | 9.0 | 0 | 0 | 0 | 0 | 0.0 | 0 | 0 |
| Phi 12/16 | L | 1/1 | 2 | 14 | 7.0 | 11 | 0 | 0 | 0 | 0.0 | 0 | 0 |
| at Ari 12/23 | W | 1/1 | 1 | 16 | 16.0 | 16 | 0 | 0 | 0 | 0.0 | 0 | 0 |
| SF 12/30 | W | 1/1 | 1 | 36 | 36.0 | 36 | 0 | 0 | 0 | 0.0 | 0 | 0 |
| **Totals** | **13-3** | **16/16** | **24** | **292** | **12.2** | **36** | **2** | **0** | **0** | **0.0** | **0** | **0** |

### 2018 Postseason

| | | | Receiving | | | | | Rushing | | | | |
|---|---|---|---|---|---|---|---|---|---|---|---|---|
| Game | W/L | P/S | No. | Yards | Avg. | Long | TD | Att. | Yards | Avg. | Long | TD |
| Dal 1/12/19 * | W | 1/1 | 2 | 30 | 15.0 | 19 | 0 | 0 | 0 | 0.0 | 0 | 0 |
| at NO 1/20/19 ^ | W | 1/1 | 4 | 25 | 6.3 | 12 | 1 | 0 | 0 | 0.0 | 0 | 0 |
| NE 2/3/19 ! | L | 1/1 | 2 | 30 | 15.0 | 19 | 0 | 0 | 0 | 0.0 | 0 | 0 |
| **Totals** | **2-1** | **3/3** | **6** | **55** | **9.2** | **19** | **1** | **0** | **0** | **0.0** | **0** | **0** |

* Denotes NFC Divisional Playoff Game, ^ Denotes NFC Championship Game, ! Denotes Super Bowl LIII

### 2016 Los Angeles Rams

| | | | Receiving | | | | | Rushing | | | | |
|---|---|---|---|---|---|---|---|---|---|---|---|---|
| Game | W/L | P/S | No. | Yards | Avg. | Long | TD | Att. | Yards | Avg. | Long | TD |
| at SF 9/12 | L | 1/0 | 1 | 2 | 2.0 | 2 | 0 | 0 | 0 | 0.0 | 0 | 0 |
| Sea 9/18 | W | 1/0 | 0 | 0 | 0.0 | 0 | 0 | 0 | 0 | 0.0 | 0 | 0 |
| at TB 9/25 | W | 1/1 | 0 | 0 | 0.0 | 0 | 0 | 0 | 0 | 0.0 | 0 | 0 |
| at Ari 10/2 | W | 1/0 | 0 | 0 | 0.0 | 0 | 0 | 0 | 0 | 0.0 | 0 | 0 |
| Buf 10/9 | L | 1/0 | 0 | 0 | 0.0 | 0 | 0 | 0 | 0 | 0.0 | 0 | 0 |
| at Det 10/16 | L | 1/0 | 1 | 4 | 4.0 | 4 | 0 | 0 | 0 | 0.0 | 0 | 0 |
| NYG 10/23 | L | 1/0 | 0 | 0 | 0.0 | 0 | 0 | 0 | 0 | 0.0 | 0 | 0 |
| Car 11/6 | L | 1/1 | 1 | 31 | 31.0 | 31 | 0 | 0 | 0 | 0.0 | 0 | 0 |
| at NYJ 11/13 | W | 1/1 | 0 | 0 | 0.0 | 0 | 0 | 0 | 0 | 0.0 | 0 | 0 |
| Mia 11/20 | L | 1/1 | 2 | 4 | 2.0 | 3 | 0 | 0 | 0 | 0.0 | 0 | 0 |
| at NO 11/27 | L | 1/1 | 0 | 0 | 0.0 | 0 | 0 | 0 | 0 | 0.0 | 0 | 0 |
| at NE 12/4 | L | 1/0 | 2 | 16 | 8.0 | 10 | 0 | 0 | 0 | 0.0 | 0 | 0 |
| Atl 12/11 | L | 1/0 | 1 | 8 | 8.0 | 8 | 0 | 0 | 0 | 0.0 | 0 | 0 |
| at Sea 12/15 | L | 1/0 | 1 | 15 | 15.0 | 0 | 0 | 0 | 0 | 0.0 | 0 | 0 |
| SF 12/24 | L | 1/1 | 2 | 5 | 2.5 | 3 | 1 | 0 | 0 | 0.0 | 0 | 0 |
| Ari 1/1/17 | L | 1/0 | 0 | 0 | 0.0 | 0 | 0 | 0 | 0 | 0.0 | 0 | 0 |
| **Totals** | **4-12** | **16/6** | **11** | **85** | **7.7** | **31** | **1** | **0** | **0** | **0.0** | **0** | **0** |

### 2019 Los Angeles Rams

| | | | Receiving | | | | | Rushing | | | | |
|---|---|---|---|---|---|---|---|---|---|---|---|---|
| Game | W/L | P/S | No. | Yards | Avg. | Long | TD | Att. | Yards | Avg. | Long | TD |
| at Car 9/8 | W | 1/1 | 4 | 20 | 5.0 | 6 | 1 | 0 | 0 | 0.0 | 0 | 0 |
| NO 9/15 | W | 1/1 | 2 | 21 | 10.5 | 18 | 0 | 0 | 0 | 0.0 | 0 | 0 |
| at Cle 9/22 | W | 0/0 | | | | Inactive | | | | | | |
| TB 9/29 | L | 1/1 | 4 | 41 | 10.2 | 13 | 0 | 0 | 0 | 0.0 | 0 | 0 |
| at Sea 10/3 | L | 1/1 | 3 | 47 | 15.7 | 20 | 0 | 0 | 0 | 0.0 | 0 | 0 |
| SF 10/13 | L | 1/1 | 3 | 25 | 8.3 | 9 | 0 | 0 | 0 | 0.0 | 0 | 0 |
| at Atl 10/20 | W | 1/1 | 1 | 8 | 8.0 | 8 | 0 | 0 | 0 | 0.0 | 0 | 0 |
| Cin 10/27 | W | 1/1 | 1 | 8 | 8.0 | 8 | 0 | 0 | 0 | 0.0 | 0 | 0 |
| at Pit 11/10 | L | 1/1 | 3 | 22 | 7.3 | 12 | 0 | 0 | 0 | 0.0 | 0 | 0 |
| Chi 11/17 | W | 1/1 | 0 | 0 | 0.0 | 0 | 0 | 0 | 0 | 0.0 | 0 | 0 |
| Bal 11/25 | L | 1/1 | 5 | 20 | 4.0 | 7 | 0 | 0 | 0 | 0.0 | 0 | 0 |
| at Ari 12/1 | W | 1/1 | 7 | 107 | 15.3 | 26 | 1 | 0 | 0 | 0.0 | 0 | 0 |
| Sea 12/8 | W | 1/1 | 7 | 116 | 16.6 | 33 | 0 | 0 | 0 | 0.0 | 0 | 0 |
| at Dal 12/15 | L | 1/1 | 12 | 111 | 9.3 | 26 | 0 | 0 | 0 | 0.0 | 0 | 0 |
| SF 12/21 | L | 1/1 | 9 | 104 | 11.6 | 20 | 0 | 0 | 0 | 0.0 | 0 | 0 |
| Ari 12/29 | W | 1/1 | 8 | 84 | 10.5 | 22 | 1 | 0 | 0 | 0.0 | 0 | 0 |
| **Totals** | **9-7** | **15/15** | **69** | **734** | **10.6** | **33** | **3** | **0** | **0** | **0.0** | **0** | **0** |

### 2017 Los Angeles Rams

| | | | Receiving | | | | | Rushing | | | | |
|---|---|---|---|---|---|---|---|---|---|---|---|---|
| Game | W/L | P/S | No. | Yards | Avg. | Long | TD | Att. | Yards | Avg. | Long | TD |
| Ind 9/10 | W | 1/1 | 2 | 17 | 8.5 | 9 | 0 | 0 | 0 | 0.0 | 0 | 0 |
| Was 9/17 | L | 1/1 | 0 | 0 | 0.0 | 0 | 0 | 0 | 0 | 0.0 | 0 | 0 |
| at SF 9/21 | W | 1/1 | 1 | 4 | 4.0 | 4 | 0 | 0 | 0 | 0.0 | 0 | 0 |
| at Dal 10/1 | W | 1/1 | 3 | 47 | 15.7 | 29 | 0 | 0 | 0 | 0.0 | 0 | 0 |
| Sea 10/8 | L | 1/1 | 4 | 98 | 24.5 | 35 | 0 | 0 | 0 | 0.0 | 0 | 0 |
| at Jax 10/15 | W | 1/1 | 1 | 0 | 0.0 | 0 | 0 | 0 | 0 | 0.0 | 0 | 0 |
| Ari 10/22 | W | 1/1 | 3 | 13 | 4.3 | 5 | 0 | 0 | 0 | 0.0 | 0 | 0 |
| at NYG 11/5 | W | 1/1 | 1 | 8 | 8.0 | 8t | 1 | 0 | 0 | 0.0 | 0 | 0 |
| Hou 11/12 | W | 1/1 | 2 | 22 | 11.0 | 15 | 0 | 0 | 0 | 0.0 | 0 | 0 |
| at Min 11/19 | L | 1/1 | 1 | 5 | 5.0 | 5 | 0 | 0 | 0 | 0.0 | 0 | 0 |
| NO 11/26 | W | 1/1 | 3 | 48 | 16.0 | 38 | 0 | 0 | 0 | 0.0 | 0 | 0 |
| at Ari 12/3 | W | 1/1 | 1 | 1 | 6.0 | 6 | 0 | 0 | 0 | 0.0 | 0 | 0 |
| Phi 12/10 | L | 1/1 | 0 | 0 | 0.0 | 0 | 0 | 0 | 0 | 0.0 | 0 | 0 |
| at Sea 12/17 | W | 1/1 | 1 | 12 | 12.0 | 12 | 0 | 0 | 0 | 0.0 | 0 | 0 |
| at Ten 12/24 | W | 1/1 | 2 | 15 | 7.5 | 10 | 0 | 0 | 0 | 0.0 | 0 | 0 |
| SF 12/31 | L | 1/1 | 0 | 0 | 0.0 | 0 | 0 | 0 | 0 | 0.0 | 0 | 0 |
| **Totals** | **11-5** | **16/16** | **25** | **295** | **11.8** | **38** | **1** | **0** | **0** | **0.0** | **0** | **0** |

### 2017 Postseason

| | | | Receiving | | | | | Rushing | | | | |
|---|---|---|---|---|---|---|---|---|---|---|---|---|
| Game | W/L | P/S | No. | Yards | Avg. | Long | TD | Att. | Yards | Avg. | Long | TD |
| Atl 1/6/18 * | L | 1/1 | 1 | 11 | 11.0 | 11 | 0 | 0 | 0 | 0.0 | 0 | 0 |
| **Totals** | **0-1** | **1/1** | **1** | **11** | **11.0** | **11** | **0** | **0** | **0** | **0.0** | **0** | **0** |

* Denotes NFC Wild Card Game



# 22 Troy Hill

Cornerback • Oregon • Youngstown, Ohio

**Ht./Wt.:** 5-11/183
**NFL Exp.:** 6 (5th Rams)
**GP/GS, (Playoffs):** 58/24,(4/1)
**Birth Date:** 8/29/1991
**Acquired:** W(NE)-'15

**Transactions:** Signed a two-year contract extension (5/30/19)... activated from Rams practice squad (12/13/16)...added to practice squad (11/24/16), after being released from active roster (11/22/16)...acquired by the Rams via waivers from New England (12/31/15)...released from England (12/30/15), after being acquired via waivers from Cincinnati (12/25/15)...released by the Bengals (12/24/15), after spending time on their practice squad...originally signed with Cincinnati as an undrafted free agent (5/8/15).

**Pro:** Sixth-year pro...played in 58 regular season games, starting 24 at the cornerback position...collected 138 career tackles (110 solo), four interceptions, 21 pass breakups and 1.0 sack.

**2020 Season: vs. Dallas (9/13):** Started in the season opener... appeared on the field for 70 defensive snaps (97 percent)...posted 5 solo tackles.

**2019 Season:** Appeared in 14 games with nine starts...started in his final nine games before being inactive in Weeks 16 and 17 with a thumb injury...earned first start of the season in Week 6 against San Francisco...nabbed first interception of the season in Week 11 against Chicago...recorded 1.0 sack, the first of his career, in Week 11 against Chicago...recorded two interceptions for the second-consecutive season with a pick vs. Seattle in Week 14...**at Carolina (9/8):** Assisted on a pair of tackles in special teams action...played 27 snaps on special teams (77 percent)...**vs. New Orleans (9/15):** Played five snaps defensively (eight percent) and 22 snaps on special teams (81 percent)...**at Cleveland (9/22):** Played two defensive snaps (three percent) and 18 special teams snaps (75 percent)...**vs. Tampa Bay (9/29):** Recorded one tackle defensively...played 11 snaps defensively (15 percent) and 30 special teams plays (79 percent)...**at Seattle (10/3):** Recorded one tackle defensively...played four defensive snaps and 24 plays on special teams (77 percent)...**vs. San Francisco (10/13):** Started at cornerback...recorded five tackles (four solo)...had one pass defensed...played all 78 defensive snaps, while also playing nine special teams snaps (35 percent)... **at Atlanta (10/20):** Started at cornerback...recorded four solo tackles and one quarterback hit...played 46 snaps defensively (84 percent)...**vs. Cincinnati (10/27):** Started at cornerback... recorded three solo tackles and one pass defensed...played 59 snaps defensively (71 percent)...**at Pittsburgh (11/10):** Started at cornerback...recorded seven solo tackles and one pass defensed while playing all 74 defensive snaps...**vs. Chicago (11/17):** Started at cornerback...became first member of Rams' secondary to record an interception and a sack in the same game since Janoris Jenkins in 2013...recorded second-most tackles on L.A.'s defense with six solo stops...added three passes defensed... **vs. Baltimore (11/25):** Started at cornerback...recorded seven tackles (four solo)...played 77 defensive snaps (99 percent)...**at Arizona (12/1):** Started at cornerback...recorded three tackles (one solo) while playing 39 defensive snaps (61 percent)...**vs. Seattle (12/8):** Started at cornerback...recorded three tackles (two solo)...snared his second interception of the season, picking off Seahawks QB Russell Wilson in the end zone on Seattle's final drive of the game...added two passes defensed while playing all 67 defensive snaps...**at Dallas (12/15):** Started at cornerback... recorded one solo tackle while playing eight defensive snaps (11 percent) before leaving the game due to an injury...**at San Francisco (12/21):** Declared inactive... **vs. Arizona (12/29):** Declared inactive.

**2018 Season:** Played in all 16 games of the regular season, earning seven starts in place of injured CB Aqib Talib...appeared in all three postseason contests including Super Bowl LIII...finished the regular season with 34 tackles (29 solo), five passes defensed and a career-best two interceptions...**vs. Chargers (9/23):** Saw action at cornerback and on special teams...recorded one tackle on defense...**at Seattle (10/7):** Started at cornerback and saw action on special teams...notched five tackles (three solo) and one pass deflection...**at Denver (10/14):** Started at cornerback... split the team lead in tackles with seven solo...**at San Francisco (10/21):** Started at cornerback and saw action on special teams... recorded four tackles (four solo) on defense, one pass deflection and his first career interception...**vs. Green Bay (10/28):** Started at cornerback and saw two snaps on special teams...notched one solo tackle and one pass defensed...**at New Orleans (11/4):** Made his fifth-consecutive start at cornerback and tallied four solo tackles...**vs. Seattle (11/11):** Started at cornerback...tallied three solo tackles and one tackle for loss...**vs. Kansas City (11/19):** Started at cornerback and saw action on special teams...totaled four tackles on defense (two solo)...**at Detroit (12/2):** Saw action at cornerback and on special teams...notched one interception (second of career) and two pass deflections...**at Arizona (12/23):** Saw action on defense and special teams...totaled three solo tackles on defense...**vs. San Francisco (12/30):** Saw action on defense and special teams...registered two solo tackles on defense...**Divisional Round vs. Dallas (1/12/19):** Saw action on defense and special teams...recorded one special teams tackle... **Championship Round at New Orleans (1/20/19):** Saw action on special teams...**Super Bowl LIII (2/3/19):** Saw action on defense and special teams.

**2017 Season:** Played in 12 games of the regular season with three starts and one postseason start...finished the regular season with 18 tackles and five passes defensed...**at San Francisco (9/21):** Saw action at corner and on special teams... made one solo tackle and had two passes defensed...**at Dallas (10/1):** Saw action at corner and on special teams...recorded one special teams tackle...recovered one fumble on a punt return...**at Seattle (12/17):** Started at cornerback and saw action on special teams...recorded one solo tackle and two passes defensed... **at Tennessee (12/24):** Started at cornerback and saw action on special teams...recorded nine assisted tackles and one pass defensed...**vs. San Francisco (12/31):** Started at cornerback and saw action on special teams...registered three defensive tackles (two solo)...**Wild Card vs. Atlanta (1/6/18):** Started at cornerback...recorded six tackles (five solo) and three passes defensed.

**2016 Season:** Saw action in 12 contests and started four at cornerback...spent three weeks on practice squad...finished with 38 tackles (35 solo) and three passes defensed...played a significant role on special teams...**vs. Seattle (9/18):** Recorded three tackles (three solo)...also defended one pass...**at Tampa Bay (9/25):** Made his first career NFL start at cornerback...recorded a team-high, and career-high 11 tackles (10 solo), and defended a

pass...**at Arizona (10/2):** Started at right cornerback...tallied four tackles (three solo)...**at Detroit (10/16):** Started his third game of the season at cornerback...tallied seven tackles (six solo)... **vs. New York Giants (10/23):** Started at cornerback...recorded eight solo tackles...**vs. Carolina (11/6):** Saw significant action at cornerback and on special teams...**at New York Jets (11/13):** Recorded four solo tackles and one pass defensed...**at Seattle (12/15):** Promoted from practice squad to active roster...recorded one solo tackle...**vs. San Francisco (12/26):** Saw significant action on special teams...recorded one special teams tackle.

**2015 Season:** Played in three games with Cincinnati: at Cleveland (12/6), vs. Pittsburgh (12/13), at San Francisco (12/20).

**College:** As a senior in 2014, finished seventh on the team in tackles (71) but third in unassisted efforts (59)...second-team Pac-12 all-conference choice and 14-game starter ranked second in the league (1.46 avg.) in passes defended and 11th nationally...in 2013, was the Ducks' fifth-leading tackler among their defensive backs assumed the role as the program's top reserve cornerback and nickel-back...finished the year with 29 tackles (21 solo) and four deflected passes...in 2012, appeared in 10 games, with 22 of his 26 tackles being unassisted...in 2011, started six of his 14 appearances...in 2010, worked with the scout team during redshirt season.

**Personal:** Played defensive back and wide receiver for St. Bonaventure...2009 All-Channel League First-Team Defense...2008 second-team All-State Junior by CalHiSports.com...posted 46 tackles and five interceptions for the Seraphs his junior season in 2008...also returned one kickoff for a touchdown and took one of his five picks back for a score…earned a three-star rating from Scout.com…also a three-star recruit according to Rivals.com and the No. 32 corner in the country....parents: Jim Gilmer and Sandra Jennings...has two brothers and two sisters... majored in general social science.

# Troy Hill, NFL Statistics

## Regular Season

| | | | Tackles | | | | | Interceptions | | | | Fumbles | | |
|---|---|---|---|---|---|---|---|---|---|---|---|---|---|---|
| Year | Team | G/S | Total | Solo | Asst. | Sacks | Yards | Int. | Yards | Long | TD | PD | FF | FR | Yards |
| 2015 | Cincinnati Bengals | 3/0 | 2 | 1 | 1 | 0.0 | 0.0 | 0 | 0 | 0 | 0 | 0 | 0 | 0 | 0 |
| 2016 | Los Angeles Rams | 12/4 | 38 | 35 | 3 | 0.0 | 0.0 | 0 | 0 | 0 | 0 | 3 | 0 | 0 | 0 |
| 2017 | Los Angeles Rams | 12/3 | 18 | 8 | 10 | 0.0 | 0.0 | 0 | 0 | 0 | 0 | 5 | 0 | 0 | 0 |
| 2018 | Los Angeles Rams | 16/7 | 34 | 29 | 5 | 0.0 | 0.0 | 2 | 7 | 7 | 0 | 5 | 0 | 0 | 0 |
| 2019 | Los Angeles Rams | 14/9 | 41 | 32 | 9 | 1.0 | 2.0 | 2 | 6 | 6 | 0 | 8 | 0 | 0 | 0 |
| 2020 | Los Angeles Rams | 1/1 | 5 | 5 | 0 | 0.0 | 0.0 | 0 | 0 | 0 | 0 | 0 | 0 | 0 | 0 |
| **Totals** | | **58/24** | **138** | **110** | **28** | **1.0** | **2.0** | **4** | **13** | **7** | **0** | **21** | **0** | **0** | **0** |

## Postseason

| | | | Tackles | | | | | Interceptions | | | | Fumbles | | |
|---|---|---|---|---|---|---|---|---|---|---|---|---|---|---|
| Year | Team | G/S | Total | Solo | Asst. | Sacks | Yards | Int. | Yards | Long | TD | PD | FF | FR | Yards |
| 2017 | Los Angeles Rams | 1/1 | 5 | 4 | 1 | 0.0 | 0.0 | 0 | 0 | 0 | 0 | 3 | 0 | 0 | 0 |
| 2018 | Los Angeles Rams | 2/0 | 0 | 0 | 0 | 0.0 | 0.0 | 0 | 0 | 0 | 0 | 0 | 0 | 0 | 0 |
| **Totals** | | **3/1** | **5** | **4** | **1** | **0.0** | **0.0** | **0** | **0** | **0** | **0** | **3** | **0** | **0** | **0** |

**Additional Career Statistics:** Special Teams Tackles: Rams: 2019: (2); 2017 (1), 2016 (2); Postseason: 2018 (1)

# Troy Hill, Game-By-Game

### 2020 Los Angeles Rams

| Game | W/L | P/S | T | S | A | Sk | Yds | Int | Yds | Lg | TD | PD | FF | FR | Yds |
|---|---|---|---|---|---|---|---|---|---|---|---|---|---|---|---|
| Dal 9/13 | W | 1/1 | 5 | 5 | 0 | 0.0 | 0.0 | 0 | 0 | 0 | 0 | 0 | 0 | 0 | 0 |
| at Phi 9/20 | - | 0/0 | 0 | 0 | 0 | 0.0 | 0.0 | 0 | 0 | 0 | 0 | 0 | 0 | 0 | 0 |
| at Buf 9/27 | - | 0/0 | 0 | 0 | 0 | 0.0 | 0.0 | 0 | 0 | 0 | 0 | 0 | 0 | 0 | 0 |
| NYG 10/4 | - | 0/0 | 0 | 0 | 0 | 0.0 | 0.0 | 0 | 0 | 0 | 0 | 0 | 0 | 0 | 0 |
| at Was 10/11 | - | 0/0 | 0 | 0 | 0 | 0.0 | 0.0 | 0 | 0 | 0 | 0 | 0 | 0 | 0 | 0 |
| at SF 10/18 | - | 0/0 | 0 | 0 | 0 | 0.0 | 0.0 | 0 | 0 | 0 | 0 | 0 | 0 | 0 | 0 |
| Chi 10/26 | - | 0/0 | 0 | 0 | 0 | 0.0 | 0.0 | 0 | 0 | 0 | 0 | 0 | 0 | 0 | 0 |
| at Mia 11/1 | - | 0/0 | 0 | 0 | 0 | 0.0 | 0.0 | 0 | 0 | 0 | 0 | 0 | 0 | 0 | 0 |
| Sea 11/15 | - | 0/0 | 0 | 0 | 0 | 0.0 | 0.0 | 0 | 0 | 0 | 0 | 0 | 0 | 0 | 0 |
| at TB 11/23 | - | 0/0 | 0 | 0 | 0 | 0.0 | 0.0 | 0 | 0 | 0 | 0 | 0 | 0 | 0 | 0 |
| SF 11/29 | - | 0/0 | 0 | 0 | 0 | 0.0 | 0.0 | 0 | 0 | 0 | 0 | 0 | 0 | 0 | 0 |
| at Ari 12/6 | - | 0/0 | 0 | 0 | 0 | 0.0 | 0.0 | 0 | 0 | 0 | 0 | 0 | 0 | 0 | 0 |
| NE 12/10 | - | 0/0 | 0 | 0 | 0 | 0.0 | 0.0 | 0 | 0 | 0 | 0 | 0 | 0 | 0 | 0 |
| NYJ 12/19 | - | 0/0 | 0 | 0 | 0 | 0.0 | 0.0 | 0 | 0 | 0 | 0 | 0 | 0 | 0 | 0 |
| at Sea 12/27 | - | 0/0 | 0 | 0 | 0 | 0.0 | 0.0 | 0 | 0 | 0 | 0 | 0 | 0 | 0 | 0 |
| Ari 1/3/21 | - | 0/0 | 0 | 0 | 2 | 0.0 | 0.0 | 0 | 0 | 0 | 0 | 0 | 0 | 0 | 0 |
| **Totals** | **1-0** | **1/1** | **5** | **5** | **0** | **0.0** | **0.0** | **0** | **0** | **0** | **0** | **0** | **0** | **0** | **0** |

### 2019 Los Angeles Rams

| Game | W/L | P/S | T | S | A | Sk | Yds | Int | Yds | Lg | TD | PD | FF | FR | Yds |
|---|---|---|---|---|---|---|---|---|---|---|---|---|---|---|---|
| at CAR 9/8 | W | 1/0 | 0 | 0 | 0 | 0.0 | 0.0 | 0 | 0 | 0 | 0 | 0 | 0 | 0 | 0 |
| NO 9/15 | W | 1/0 | 0 | 0 | 0 | 0.0 | 0.0 | 0 | 0 | 0 | 0 | 0 | 0 | 0 | 0 |
| at Cle 9/22 | W | 1/0 | 0 | 0 | 0 | 0.0 | 0.0 | 0 | 0 | 0 | 0 | 0 | 0 | 0 | 0 |
| TB 9/29 | L | 1/0 | 1 | 0 | 1 | 0.0 | 0.0 | 0 | 0 | 0 | 0 | 0 | 0 | 0 | 0 |
| at Sea 10/3 | L | 1/0 | 1 | 0 | 1 | 0.0 | 0.0 | 0 | 0 | 0 | 0 | 0 | 0 | 0 | 0 |
| SF 10/13 | L | 1/1 | 5 | 4 | 1 | 0.0 | 0.0 | 0 | 0 | 0 | 0 | 1 | 0 | 0 | 0 |
| at Atl 10/20 | W | 1/1 | 4 | 4 | 0 | 0.0 | 0.0 | 0 | 0 | 0 | 0 | 0 | 0 | 0 | 0 |
| Cin 10/27 | W | 1/1 | 3 | 3 | 0 | 0.0 | 0.0 | 0 | 0 | 0 | 0 | 1 | 0 | 0 | 0 |
| at Pit 11/10 | L | 1/1 | 7 | 7 | 0 | 0.0 | 0.0 | 0 | 0 | 0 | 0 | 1 | 0 | 0 | 0 |
| Chi 11/17 | W | 1/1 | 6 | 6 | 0 | 1.0 | 2.0 | 1 | 6 | 6 | 0 | 3 | 0 | 0 | 0 |
| Bal 11/25 | L | 1/1 | 7 | 4 | 3 | 0.0 | 0.0 | 0 | 0 | 0 | 0 | 0 | 0 | 0 | 0 |
| at Ari 12/1 | W | 1/1 | 3 | 1 | 2 | 0.0 | 0.0 | 0 | 0 | 0 | 0 | 0 | 0 | 0 | 0 |
| Sea 12/8 | W | 1/1 | 3 | 2 | 1 | 0.0 | 0.0 | 1 | 0 | 0 | 0 | 2 | 0 | 0 | 0 |
| at Dal 12/15 | L | 1/1 | 1 | 1 | 0 | 0.0 | 0.0 | 0 | 0 | 0 | 0 | 0 | 0 | 0 | 0 |
| at SF 12/15 | L | | | | | | | Inactive | | | | | | | |
| Ari 12/29 | W | | | | | | | Inactive | | | | | | | |
| **Totals** | **9-7** | **14/9** | **41** | **32** | **9** | **1.0** | **2.0** | **2** | **6** | **6** | **0** | **8** | **0** | **0** | **0** |

### 2018 Los Angeles Rams

| Game | W/L | P/S | T | S | A | Sk | Yds | Int | Yds | Lg | TD | PD | FF | FR | Yds |
|---|---|---|---|---|---|---|---|---|---|---|---|---|---|---|---|
| at Oak 9/10 | W | 1/0 | 0 | 0 | 0 | 0.0 | 0.0 | 0 | 0 | 0 | 0 | 0 | 0 | 0 | 0 |
| Ari 9/16 | W | 1/0 | 0 | 0 | 0 | 0.0 | 0.0 | 0 | 0 | 0 | 0 | 0 | 0 | 0 | 0 |
| LAC 9/23 | W | 1/0 | 1 | 0 | 1 | 0.0 | 0.0 | 0 | 0 | 0 | 0 | 0 | 0 | 0 | 0 |
| Min 9/27 | W | 1/0 | 0 | 0 | 0 | 0.0 | 0.0 | 0 | 0 | 0 | 0 | 0 | 0 | 0 | 0 |
| at Sea 10/7 | W | 1/1 | 5 | 3 | 2 | 0.0 | 0.0 | 0 | 0 | 0 | 0 | 1 | 0 | 0 | 0 |
| at Den 10/14 | W | 1/1 | 7 | 7 | 0 | 0.0 | 0.0 | 0 | 0 | 0 | 0 | 0 | 0 | 0 | 0 |
| at SF 10/21 | W | 1/1 | 4 | 4 | 0 | 0.0 | 0.0 | 1 | 7 | 7 | 0 | 1 | 0 | 0 | 0 |
| GB 10/28 | W | 1/1 | 1 | 1 | 0 | 0.0 | 0.0 | 0 | 0 | 0 | 0 | 1 | 0 | 0 | 0 |
| at NO 11/4 | L | 1/1 | 4 | 4 | 0 | 0.0 | 0.0 | 0 | 0 | 0 | 0 | 0 | 0 | 0 | 0 |
| Sea 11/11 | W | 1/1 | 3 | 3 | 0 | 0.0 | 0.0 | 0 | 0 | 0 | 0 | 0 | 0 | 0 | 0 |
| KC 11/19 | W | 1/1 | 4 | 2 | 2 | 0.0 | 0.0 | 0 | 0 | 0 | 0 | 0 | 0 | 0 | 0 |
| at Det 12/2 | W | 1/0 | 0 | 0 | 0 | 0.0 | 0.0 | 1 | 0 | 0 | 0 | 2 | 0 | 0 | 0 |
| at Chi12/9 | L | 1/0 | 0 | 0 | 0 | 0.0 | 0.0 | 0 | 0 | 0 | 0 | 0 | 0 | 0 | 0 |
| Phi 12/16 | L | 1/0 | 0 | 0 | 0 | 0.0 | 0.0 | 0 | 0 | 0 | 0 | 0 | 0 | 0 | 0 |
| at Ari 12/23 | W | 1/0 | 3 | 3 | 0 | 0.0 | 0.0 | 0 | 0 | 0 | 0 | 0 | 0 | 0 | 0 |
| SF 12/30 | W | 1/0 | 2 | 2 | 0 | 0.0 | 0.0 | 0 | 0 | 0 | 0 | 0 | 0 | 0 | 0 |
| **Totals** | **13-3** | **16/7** | **34** | **29** | **5** | **0.0** | **0.0** | **2** | **7** | **7** | **0** | **5** | **0** | **0** | **0** |

### 2018 Postseason

| Game | W/L | P/S | T | S | A | Sk | Yds | Int | Yds | Lg | TD | PD | FF | FR | Yds |
|---|---|---|---|---|---|---|---|---|---|---|---|---|---|---|---|
| Dal 1/12/19* | W | 1/0 | 0 | 0 | 0 | 0 | 0 | 0 | 0 | 0 | 0 | 0 | 0 | 0 | 0 |
| at NO 1/20/19^ | W | 1/0 | 0 | 0 | 0 | 0 | 0 | 0 | 0 | 0 | 0 | 0 | 0 | 0 | 0 |
| **Totals** | **2-0** | **2/0** | **0** | **0** | **0** | **0** | **0** | **0** | **0** | **0** | **0** | **0** | **0** | **0** | **0** |

*Denotes NFC Divisional Playoff Game,
^Denotes NFC Championship Game

### 2016 Los Angeles Rams

| Game | W/L | P/S | T | S | A | Sk | Yds | Int | Yds | Lg | TD | PD | FF | FR | Yds |
|---|---|---|---|---|---|---|---|---|---|---|---|---|---|---|---|
| at SF 9/12 | L | 1/0 | 0 | 0 | 0 | 0.0 | 0.0 | 0 | 0 | 0 | 0 | 0 | 0 | 0 | 0 |
| Sea 9/18 | W | 1/0 | 3 | 3 | 0 | 0.0 | 0.0 | 0 | 0 | 0 | 0 | 1 | 0 | 0 | 0 |
| at TB 9/25 | W | 1/1 | 11 | 10 | 1 | 0.0 | 0.0 | 0 | 0 | 0 | 0 | 1 | 0 | 0 | 0 |
| at Ari 10/2 | W | 1/1 | 4 | 3 | 1 | 0.0 | 0.0 | 0 | 0 | 0 | 0 | 0 | 0 | 0 | 0 |
| Buf 10/9 | L | 1/0 | 0 | 0 | 0 | 0.0 | 0.0 | 0 | 0 | 0 | 0 | 0 | 0 | 0 | 0 |
| at Det 10/16 | L | 1/0 | 7 | 6 | 1 | 0.0 | 0.0 | 0 | 0 | 0 | 0 | 0 | 0 | 0 | 0 |
| NYG 10/23 | L | 1/1 | 8 | 8 | 0 | 0.0 | 0.0 | 0 | 0 | 0 | 0 | 0 | 0 | 0 | 0 |
| Car 11/6 | L | 1/0 | 0 | 0 | 0 | 0.0 | 0.0 | 0 | 0 | 0 | 0 | 0 | 0 | 0 | 0 |
| at NYJ 11/13 | W | 1/0 | 4 | 4 | 0 | 0.0 | 0.0 | 0 | 0 | 0 | 0 | 1 | 0 | 0 | 0 |
| Mia 11/20 | L | | | | | Declared Inactive | | | | | | | | | |
| at NO 11/27 | L | | | | | Practice Squad | | | | | | | | | |
| at NE 12/4 | L | | | | | Practice Squad | | | | | | | | | |
| Atl 12/11 | L | | | | | Practice Squad | | | | | | | | | |
| at Sea 12/15 | L | 1/0 | 1 | 1 | 0 | 0.0 | 0.0 | 0 | 0 | 0 | 0 | 0 | 0 | 0 | 0 |
| SF 12/24 | L | 1/0 | 0 | 0 | 0 | 0.0 | 0.0 | 0 | 0 | 0 | 0 | 0 | 0 | 0 | 0 |
| Ari 1/1/17 | L | 0/0 | 0 | 0 | 0 | 0.0 | 0.0 | 0 | 0 | 0 | 0 | 0 | 0 | 0 | 0 |
| **Totals** | **4-12** | **12/3** | **38** | **35** | **3** | **0.0** | **0.0** | **0** | **0** | **0** | **0** | **3** | **0** | **0** | **0** |

### 2017 Los Angeles Rams

| Game | W/L | P/S | T | S | A | Sk | Yds | Int | Yds | Lg | TD | PD | FF | FR | Yds |
|---|---|---|---|---|---|---|---|---|---|---|---|---|---|---|---|
| Ind 9/10 | W | | | | | Reserve/Suspended | | | | | | | | | |
| Was 9/17 | L | | | | | Reserve/Suspended | | | | | | | | | |
| at SF 9/21 | W | 1/0 | 1 | 1 | 0 | 0.0 | 0.0 | 0 | 0 | 0 | 0 | 2 | 0 | 0 | 0 |
| at Dal 10/1 | W | 1/0 | 0 | 0 | 0 | 0.0 | 0.0 | 0 | 0 | 0 | 0 | 0 | 0 | 1 | 0 |
| Sea 10/8 | L | 1/0 | 0 | 0 | 0 | 0.0 | 0.0 | 0 | 0 | 0 | 0 | 0 | 0 | 0 | 0 |
| at Jax 10/15 | W | | | | | Inactive | | | | | | | | | |
| Ari 10/22 | W | 1/0 | 0 | 0 | 0 | 0.0 | 0.0 | 0 | 0 | 0 | 0 | 0 | 0 | 0 | 0 |
| at NYG 11/5 | W | 1/0 | 2 | 2 | 0 | 0.0 | 0.0 | 0 | 0 | 0 | 0 | 0 | 0 | 0 | 0 |
| Hou 11/12 | W | 1/0 | 0 | 0 | 0 | 0.0 | 0.0 | 0 | 0 | 0 | 0 | 0 | 0 | 0 | 0 |
| at Min 11/19 | L | | | | | Inactive | | | | | | | | | |
| NO 11/26 | W | 1/0 | 0 | 0 | 0 | 0.0 | 0.0 | 0 | 0 | 0 | 0 | 0 | 0 | 0 | 0 |
| at Ari 12/3 | W | 1/0 | 0 | 0 | 0 | 0.0 | 0.0 | 0 | 0 | 0 | 0 | 0 | 0 | 0 | 0 |
| Phi 12/10 | L | 1/0 | 2 | 2 | 0 | 0.0 | 0.0 | 0 | 0 | 0 | 0 | 0 | 0 | 0 | 0 |
| at Sea 12/17 | W | 1/1 | 1 | 1 | 0 | 0.0 | 0.0 | 0 | 0 | 0 | 0 | 2 | 0 | 0 | 0 |
| at Ten 12/24 | W | 1/1 | 9 | 0 | 9 | 0.0 | 0.0 | 0 | 0 | 0 | 0 | 1 | 0 | 0 | 0 |
| SF 12/31 | L | 1/1 | 3 | 2 | 1 | 0.0 | 0.0 | 0 | 0 | 0 | 0 | 0 | 0 | 0 | 0 |
| **Totals** | **11-5** | **12/3** | **18** | **8** | **10** | **0.0** | **0.0** | **0** | **0** | **0** | **0** | **5** | **0** | **1** | **0** |

### 2017 Postseason

| Game | W/L | P/S | T | S | A | Sk | Yds | Int | Yds | Lg | TD | PD | FF | FR | Yds |
|---|---|---|---|---|---|---|---|---|---|---|---|---|---|---|---|
| Atl 1/6/18* | L | 1/1 | 6 | 5 | 1 | 0 | 0 | 0 | 0 | 0 | 0 | 3 | 0 | 0 | 0 |
| Totals | 0-1 | 1/1 | 6 | 5 | 1 | 0 | 0 | 0 | 0 | 0 | 0 | 3 | 0 | 0 | 0 |

*Denotes NFC Wild Card Game



# 58 Justin Hollins

Linebacker • Oregon • Arlington, Texas

**Ht./Wt.:** 6-5/248
**NFL Exp.:** 2 (1st Rams)
**GP/GS, (Playoffs):** 16/0, (0/0)
**Birth Date:** 1/15/1996
**Acquired:** W (Den.)-'20

**Transactions:** Claimed by the Rams via waivers from Denver (9/7/20)...Selected by Denver in the fifth round (156th overall) of the 2019 NFL Draft,

**Pro:** Second-year pro has appeared in 15 games as a rookie... Posted 21 tackles (12 solo), one sack (7 yds.) and two passes defensed... Made his NFL debut at **Oak**. (9/9)... Totaled six tackles (4 solo) vs. **Jax** (9/29)... Recorded two tackles (1 solo) and one sack (7 yds.) vs. **Cle**. (11/3)... Collected three tackles (1 solo) vs. **LAC** (12/1)... Registered three solo tackles and one pass defensed at **Hou**. (12/8).

**2020 Season: vs. Dallas (9/13):** Appeared in the season opener at linebacker...played five defensive snaps...did not record any stats.

**College**: Started 37 of 52 games played at outside linebacker for the University of Oregon, ending his final collegiate campaign as the nation's leader in forced fumbles (5)... Chosen honorable-mention All PAC-12 Conference after finishing with 64 tackles (38 solo), 6.5 sacks (51 yds.), one interception, eight passes defensed, five forced fumbles and one fumble recovery... Became the first Duck to recorded a sack, forced fumble and interception in the same game since 2005 when he accomplished the feat vs. San Jose State his senior season.

**Personal**: Hollins finished his prep career at Martin High School in Arlington, Texas, contributing 59 tackles (49 solo), four sacks, two fumble recoveries and one blocked punt as a senior... Played his junior season at Arlington's Grace Preparatory Academy...Born on Jan. 15, 1996, in Arlington, Texas.

## Justin Hollins, NFL Statistics

**Regular Season**

| | | | Tackles | | | | | Interceptions | | | | Fumbles | | |
|---|---|---|---|---|---|---|---|---|---|---|---|---|---|---|
| Year | Team | G/S | Total | Solo | Asst. | Sacks | Yards | Int. | Yards | Long | TD | PD | FF | FR | Yards |
| 2020 | Los Angeles Rams | 1/0 | 0 | 0 | 0 | 0.0 | 0.0 | 0 | 0 | 0 | 0 | 0 | 0 | 0 | 0 |
| **Totals** | | **0/0** | **0** | **0** | **0** | **0.0** | **0.0** | **0** | **0** | **0** | **0** | **0** | **0** | **0** | **0** |

## Justin Hollins, Game-By-Game

**2020 Los Angeles Rams**

| Game | W/L | P/S | T | S | A | Sk | Yds | Int | Yds | Lg | TD | PD | FF | FR | Yds |
|---|---|---|---|---|---|---|---|---|---|---|---|---|---|---|---|
| Dal 9/13 | W | 1/0 | 0 | 0 | 0 | 0.0 | 0.0 | 0 | 0 | 0 | 0 | 0 | 0 | 0 | 0 |
| at Phi 9/20 | - | 0/0 | 0 | 0 | 0 | 0.0 | 0.0 | 0 | 0 | 0 | 0 | 0 | 0 | 0 | 0 |
| at Buf 9/27 | - | 0/0 | 0 | 0 | 0 | 0.0 | 0.0 | 0 | 0 | 0 | 0 | 0 | 0 | 0 | 0 |
| NYG 10/4 | - | 0/0 | 0 | 0 | 0 | 0.0 | 0.0 | 0 | 0 | 0 | 0 | 0 | 0 | 0 | 0 |
| at Was 10/11 | - | 0/0 | 0 | 0 | 0 | 0.0 | 0.0 | 0 | 0 | 0 | 0 | 0 | 0 | 0 | 0 |
| at SF 10/18 | - | 0/0 | 0 | 0 | 0 | 0.0 | 0.0 | 0 | 0 | 0 | 0 | 0 | 0 | 0 | 0 |
| Chi 10/26 | - | 0/0 | 0 | 0 | 0 | 0.0 | 0.0 | 0 | 0 | 0 | 0 | 0 | 0 | 0 | 0 |
| at Mia 11/1 | - | 0/0 | 0 | 0 | 0 | 0.0 | 0.0 | 0 | 0 | 0 | 0 | 0 | 0 | 0 | 0 |
| Sea 11/15 | - | 0/0 | 0 | 0 | 0 | 0.0 | 0.0 | 0 | 0 | 0 | 0 | 0 | 0 | 0 | 0 |
| at TB 11/23 | - | 0/0 | 0 | 0 | 0 | 0.0 | 0.0 | 0 | 0 | 0 | 0 | 0 | 0 | 0 | 0 |
| SF 11/29 | - | 0/0 | 0 | 0 | 0 | 0.0 | 0.0 | 0 | 0 | 0 | 0 | 0 | 0 | 0 | 0 |
| at Ari 12/6 | - | 0/0 | 0 | 0 | 0 | 0.0 | 0.0 | 0 | 0 | 0 | 0 | 0 | 0 | 0 | 0 |
| NE 12/10 | - | 0/0 | 0 | 0 | 0 | 0.0 | 0.0 | 0 | 0 | 0 | 0 | 0 | 0 | 0 | 0 |
| NYJ 12/19 | - | 0/0 | 0 | 0 | 0 | 0.0 | 0.0 | 0 | 0 | 0 | 0 | 0 | 0 | 0 | 0 |
| at Sea 12/27 | - | 0/0 | 0 | 0 | 0 | 0.0 | 0.0 | 0 | 0 | 0 | 0 | 0 | 0 | 0 | 0 |
| Ari 1/3/21 | - | 0/0 | 0 | 0 | 2 | 0.0 | 0.0 | 0 | 0 | 0 | 0 | 0 | 0 | 0 | 0 |
| **Totals** | **1-0** | **1/0** | **0** | **0** | **0** | **0.0** | **0.0** | **0** | **0** | **0** | **0** | **0** | **0** | **0** | **0** |



# 88 Brycen Hopkins

**Tight End • Purdue • Nashville, Tenn.**

**Ht./Wt.:** 6-4/245
**NFL Exp.:** Rookie
**GP/GS, (Playoffs):** 0/0, (0/0)
**Birth Date:** 3/27/1997
**Acquired:** D4-'20 (No. 136 Overall)

**Transactions:** Selected by the Rams in the fourth round (136th overall) of the 2020 NFL Draft (4/25/20).

**Pro:** Did not appear in the season opener against Dallas.

**2020 Season: vs. Dallas (9/13):** Declared inactive.

**College:** As a senior in 2019, Hopkins was named team co-captain...named John Mackey Tight End of the Week after catching six passes for 84 yards and a touchdown at Nevada... posted three receptions for 41 yards and two touchdowns against Vanderbilt, marking his second-career two-touchdown game... recorded career highs with 10 receptions for 140 yards against Maryland, the most receptions and receiving yards by a Purdue tight end since 2007...finished with eight receptions for 127 yards and two touchdowns at Wisconsin...became the first Purdue tight end since 1997 to put up eight receptions, 100 yards and two touchdowns in the same game...tallied eight receptions for 142 yards and two touchdowns against Indiana...his 72-yard touchdown catch was a team season-long reception...in 2018 as a junior, Hopkins appeared in all 13 games, making four starts... caught 34 passes for 583 yards and two touchdowns on the season...averaged a team-high 17.1 yards per reception...recorded five receptions for 136 yards, both season-highs, and a touchdown against Missouri...tied a season-high with five receptions for 103 yards and a touchdown at Nebraska....as a sophomore in 2017, appeared in 12 games as a reserve...caught 25 passes for 349 yards and three touchdowns on the year...posted three receptions for 34 yards and a touchdown vs. No. 16 Louisville...recorded a season-high four receptions for 85 yards and a touchdown vs. Ohio...finished with three receptions for 29 yards and a touchdown vs. No. 8 Michigan...as a redshirt freshman in 2016, appeared in 11 games, making one start...caught 10 passes for 183 yards and four touchdowns on the year...produced a 51-yard touchdown reception vs. Nevada...recorded a season-high three catches for 80 yards and a pair of touchdowns vs. Iowa...in 2015 as a freshman he saw no action.

**Personal:** As a senior, Hopkins was named All-State Division II-AA...also earned letters in basketball (four years) and baseball (two years)...father, Brad, played football at the University of Illinois...majored in selling and sales management.

## Brycen Hopkins, NFL Statistics

| | | | Regular Season | | | | | | | | | |
|---|---|---|---|---|---|---|---|---|---|---|---|---|
| | | | Receiving | | | | | Rushing | | | | |
| Year | Team | Games | No. | Yards | Avg. | Long | TD | Att. | Yards | Avg. | Long | TD |
| 2020 | Los Angeles Rams | 0 | - | - | - | - | - | - | - | - | - | - |
| **Totals** | | **0** | **0** | **0** | **0.0** | **0** | **0** | **0** | **0** | **0.0** | **0** | **0** |

## Brycen Hopkins, Game-By-Game

**2020 Los Angeles Rams**

| | | | Receiving | | | | | Rushing | | | | |
|---|---|---|---|---|---|---|---|---|---|---|---|---|
| Game | W/L | P/S | No. | Yards | Avg. | Long | TD | Att. | Yards | Avg. | Long | TD |
| Dal 9/13 | - | 0/0 | | | | Inactive | | | | | | |
| at Phi 9/20 | - | 0/0 | 0 | 0 | 0.0 | 0 | 0 | 0 | 0 | 0.0 | 0 | 0 |
| at Buf 9/27 | - | 0/0 | 0 | 0 | 0.0 | 0 | 0 | 0 | 0 | 0.0 | 0 | 0 |
| NYG 10/4 | - | 0/0 | 0 | 0 | 0.0 | 0 | 0 | 0 | 0 | 0.0 | 0 | 0 |
| at Was 10/11 | - | 0/0 | 0 | 0 | 0.0 | 0 | 0 | 0 | 0 | 0.0 | 0 | 0 |
| at SF 10/18 | - | 0/0 | 0 | 0 | 0.0 | 0 | 0 | 0 | 0 | 0.0 | 0 | 0 |
| Chi 10/26 | - | 0/0 | 0 | 0 | 0.0 | 0 | 0 | 0 | 0 | 0.0 | 0 | 0 |
| at Mia 11/1 | - | 0/0 | 0 | 0 | 0.0 | 0 | 0 | 0 | 0 | 0.0 | 0 | 0 |
| Sea 11/15 | - | 0/0 | 0 | 0 | 0.0 | 0 | 0 | 0 | 0 | 0.0 | 0 | 0 |
| at TB 11/23 | - | 0/0 | 0 | 0 | 0.0 | 0 | 0 | 0 | 0 | 0.0 | 0 | 0 |
| SF 11/29 | - | 0/0 | 0 | 0 | 0.0 | 0 | 0 | 0 | 0 | 0.0 | 0 | 0 |
| at Ari 12/6 | - | 0/0 | 0 | 0 | 0.0 | 0 | 0 | 0 | 0 | 0.0 | 0 | 0 |
| NE 12/10 | - | 0/0 | 0 | 0 | 0.0 | 0 | 0 | 0 | 0 | 0.0 | 0 | 0 |
| NYJ 12/19 | - | 0/0 | 0 | 0 | 0.0 | 0 | 0 | 0 | 0 | 0.0 | 0 | 0 |
| at Sea 12/27 | - | 0/0 | 0 | 0 | 0.0 | 0 | 0 | 0 | 0 | 0.0 | 0 | 0 |
| Ari 1/3/21 | - | 0/0 | 0 | 0 | 0.0 | 0 | 0 | 0 | 0 | 0.0 | 0 | 0 |
| **Totals** | **0-0** | **0/0** | **0** | **0** | **0.0** | **0** | **0** | **0** | **0** | **0.0** | **0** | **0** |



# 83 Trishton Jackson

Wide Reciever • Syracuse • West Bloomfield, Mich.

**Ht./Wt.:** 6-1/191
**NFL Exp.:** Rookie
**GP/GS, (Playoffs):** 0/0, (0/0)
**Birth Date:** 3/9/1998
**Acquired:** UDFA-'20

**Transactions:** Signed by the Rams as an undrafted rookie free agent (5/4/20).

**Pro:** Did not appear in the season opener against Dallas.

**2020 Season: vs. Dallas (9/13):** Declared inactive.

**College:** Enrolled at Syracuse in January 2018 after playing his freshman and sophomore seasons at Michigan State...sat out the 2018 regular season due to NCAA transfer rules...made his Syracuse debut in the Camping World Bowl versus West Virginia and caught a touchdown...in 2019 as a senior he appeared in all 12 games, starting 11...he led the Orange with 66 catches... All-ACC Second Team...ranked No. 6 in the ACC with 1,023 receiving yards...tied for fourth in the ACC and 19th nationally with 11 TD catches...five catches of 50+ yards and eight 40+ yard receptions...second on the team with 1,026 all-purpose yards... in 2017 as a sophomore at Mich. State played in 12 games, starting four...had 12 receptions for 143 yards (11.9 avg.)...in his first career start, caught three balls for 41 yards versus Bowling Green...as a freshman in 2016 played in nine games…had five catches for 89 yards (17.8 avg.) and a TD...earned one of MSU's three "Unsung Hero" awards after catching two passes for 67 yards, including a 50-yard TD late in the season against Rutgers.

**Personal:** At West Bloomfield High School saw action at quarterback, wide receiver, cornerback and kick returner...number 49 athlete in the class of 2016, according to ESPN...four-year starter in both football and basketball...full name Trishton Othello Jackson...son of Carol and Obbie Jackson...cousin, Braylon Edwards, was an All-America receiver at Michigan and played nine seasons in the NFL from (2005-12)...Human development and family science major.

## Trishton Jackson, NFL Statistics

| | | | Regular Season | | | | | | | | | |
|---|---|---|---|---|---|---|---|---|---|---|---|---|
| | | | Receiving | | | | | Rushing | | | | |
| Year | Team | Games | No. | Yards | Avg. | Long | TD | Att. | Yards | Avg. | Long | TD |
| 2020 | Los Angeles Rams | 0 | - | - | - | - | - | - | - | - | - | - |
| **Totals** | | **0** | **0** | **0** | **0.0** | **0** | **0** | **0** | **0** | **0.0** | **0** | **0** |

## Trishton Jackson, Game-By-Game

**2020 Los Angeles Rams**

| | | | Receiving | | | | | Rushing | | | | |
|---|---|---|---|---|---|---|---|---|---|---|---|---|
| Game | W/L | P/S | No. | Yards | Avg. | Long | TD | Att. | Yards | Avg. | Long | TD |
| Dal 9/13 | W | 0/0 | Inactive | | | | | | | | | |
| at Phi 9/20 | - | 0/0 | 0 | 0 | 0.0 | 0 | 0 | 0 | 0 | 0.0 | 0 | 0 |
| at Buf 9/27 | - | 0/0 | 0 | 0 | 0.0 | 0 | 0 | 0 | 0 | 0.0 | 0 | 0 |
| NYG 10/4 | - | 0/0 | 0 | 0 | 0.0 | 0 | 0 | 0 | 0 | 0.0 | 0 | 0 |
| at Was 10/11 | - | 0/0 | 0 | 0 | 0.0 | 0 | 0 | 0 | 0 | 0.0 | 0 | 0 |
| at SF 10/18 | - | 0/0 | 0 | 0 | 0.0 | 0 | 0 | 0 | 0 | 0.0 | 0 | 0 |
| Chi 10/26 | - | 0/0 | 0 | 0 | 0.0 | 0 | 0 | 0 | 0 | 0.0 | 0 | 0 |
| at Mia 11/1 | - | 0/0 | 0 | 0 | 0.0 | 0 | 0 | 0 | 0 | 0.0 | 0 | 0 |
| Sea 11/15 | - | 0/0 | 0 | 0 | 0.0 | 0 | 0 | 0 | 0 | 0.0 | 0 | 0 |
| at TB 11/23 | - | 0/0 | 0 | 0 | 0.0 | 0 | 0 | 0 | 0 | 0.0 | 0 | 0 |
| SF 11/29 | - | 0/0 | 0 | 0 | 0.0 | 0 | 0 | 0 | 0 | 0.0 | 0 | 0 |
| at Ari 12/6 | - | 0/0 | 0 | 0 | 0.0 | 0 | 0 | 0 | 0 | 0.0 | 0 | 0 |
| NE 12/10 | - | 0/0 | 0 | 0 | 0.0 | 0 | 0 | 0 | 0 | 0.0 | 0 | 0 |
| NYJ 12/19 | - | 0/0 | 0 | 0 | 0.0 | 0 | 0 | 0 | 0 | 0.0 | 0 | 0 |
| at Sea 12/27 | - | 0/0 | 0 | 0 | 0.0 | 0 | 0 | 0 | 0 | 0.0 | 0 | 0 |
| Ari 1/3/21 | - | 0/0 | 0 | 0 | 0.0 | 0 | 0 | 0 | 0 | 0.0 | 0 | 0 |
| **Totals** | **1-0** | **0/0** | **0** | **0** | **0.0** | **0** | **0** | **0** | **0** | **0.0** | **0** | **0** |



# 12 Van Jefferson

Wide Reciever • Florida • Brentwood, Tenn.

**Ht./Wt.:** 6-1/200
**NFL Exp.:** Rookie
**GP/GS, (Playoffs):** 1/0, (0/0)
**Birth Date:** 7/26/1996
**Acquired:** D2B-'20 (No. 57 Overall)

**Transactions:** Selected by the Rams in the second round (57th overall) of the 2020 NFL Draft (4/24/20).

**Pro:** Appeared in the season opener against the Dallas Cowboys. professional reception.

**2020 Season: vs. Dallas (9/13):** Appeared in 33 offensive snaps (45 percent) in his NFL debut...hauled in a 31-yarder for his first professional reception.

**College:** Appeared in 45 games in his collegiate career at Florida (23 games in 2018-19) and Ole Miss (22 games 2015-17)…finished his career with 2,159 yards on 175 receptions (12.3 avg.) and 16 touchdowns. In 2019 as a senior, Jefferson started all 13 games and led the Gators with 657 yards on 49 receptions (13.4 yards/reception.) and six touchdowns…set new career highs in three different categories; eight receptions at LSU, 129 yards against Virginia and a 69-yard catch vs. UT-Martin…in 2018, the Tenn., native started all 13 games at the University of Florida in his first season on campus…led the Gators in receptions (35), receiving yards (503), receiving touchdowns (six) and average yards per game (38.7)…returned three punts for 17 yards with a long of nine yards…ranked fourth on the team in points scored (36) and all-purpose yards (520)…scored a pair of touchdowns against Charleston Southern in the season opener with four catches for 34 yards…only Gator receiver to grab multiple touchdowns in a single game and tally three games with at least 50 receiving yards…totaled four grabs for 92 yards and a touchdown at Florida State…in 2017 during his final season at Ole Miss, Jefferson played 10 games, starting at slot receiver in the first three games of the season...finished second on the team with 42 receptions...recorded 456 receiving yards and one touchdown...had his best game of the season at Cal when he hauled in a career-high 10 catches for 94 yards...was Ole Miss' second-leading receiver at No. 12 Auburn with 89 yards off eight catches...recorded his first and only touchdown of the season at Kentucky...in 2016 after his 2015 red shirt freshman season, he earned First Team Freshman All-SEC accolades from the league's coaches and Gridiron Now…finished second on team with 49 catches, third with 543 receiving yards and caught three touchdown passes...returned four punts for 11 yards and rushed five times for 40 yards on the season...ranked second among SEC freshmen with 4.1 catches/game and third with 45.2 receiving ypg…in his collegiate debut against Florida State, he recorded two catches for 23 yards and a 20-yard touchdown.

**Personal:** As a prep standout, Jefferson was selected to play in the U.S. Army All-American Bowl and Nike's The Opening camp...garnered Tennessee Sports Writers Association All-State and The Tennessean All-Midstate honors, hauling in 67 catches for 1,223 yards and 13 touchdowns, helping lead Ravenwood to a 14-1 record and a Class 6A runner-up finish...son of Shawn and Maria Jefferson...full name is Vanchii Lashawn Jefferson Jr…his father played 13 years in the NFL as a wide receiver and has coached in the NFL as a wide receivers coach for the Detroit Lions, Tennessee Titans, the Miami Dolphins and currently the New York Jets.

## Van Jefferson, NFL Statistics

| | | | Regular Season | | | | | | | | | |
|---|---|---|---|---|---|---|---|---|---|---|---|---|
| | | | Receiving | | | | | Rushing | | | | |
| Year | Team | GP/GS | No. | Yards | Avg. | Long | TD | Att. | Yards | Avg. | Long | TD |
| 2020 | Los Angeles Rams | 1/0 | 1 | 31 | 31.0 | 31 | 0 | 0 | 0 | 0.0 | 0 | 0 |
| **Totals** | | **1/0** | **1** | **31** | **31.0** | **31** | **0** | **0** | **0** | **0.0** | **0** | **0** |

## Van Jefferson, Game-By-Game

**2020 Los Angeles Rams**

| | | | Receiving | | | | | Rushing | | | | |
|---|---|---|---|---|---|---|---|---|---|---|---|---|
| Game | W/L | P/S | No. | Yards | Avg. | Long | TD | Att. | Yards | Avg. | Long | TD |
| Dal 9/13 | W | 1/0 | 1 | 31 | 31.0 | 31 | 0 | 0 | 0 | 0.0 | 0 | 0 |
| at Phi 9/20 | - | 0/0 | 0 | 0 | 0.0 | 0 | 0 | 0 | 0 | 0.0 | 0 | 0 |
| at Buf 9/27 | - | 0/0 | 0 | 0 | 0.0 | 0 | 0 | 0 | 0 | 0.0 | 0 | 0 |
| NYG 10/4 | - | 0/0 | 0 | 0 | 0.0 | 0 | 0 | 0 | 0 | 0.0 | 0 | 0 |
| at Was 10/11 | - | 0/0 | 0 | 0 | 0.0 | 0 | 0 | 0 | 0 | 0.0 | 0 | 0 |
| at SF 10/18 | - | 0/0 | 0 | 0 | 0.0 | 0 | 0 | 0 | 0 | 0.0 | 0 | 0 |
| Chi 10/26 | - | 0/0 | 0 | 0 | 0.0 | 0 | 0 | 0 | 0 | 0.0 | 0 | 0 |
| at Mia 11/1 | - | 0/0 | 0 | 0 | 0.0 | 0 | 0 | 0 | 0 | 0.0 | 0 | 0 |
| Sea 11/15 | - | 0/0 | 0 | 0 | 0.0 | 0 | 0 | 0 | 0 | 0.0 | 0 | 0 |
| at TB 11/23 | - | 0/0 | 0 | 0 | 0.0 | 0 | 0 | 0 | 0 | 0.0 | 0 | 0 |
| SF 11/29 | - | 0/0 | 0 | 0 | 0.0 | 0 | 0 | 0 | 0 | 0.0 | 0 | 0 |
| at Ari 12/6 | - | 0/0 | 0 | 0 | 0.0 | 0 | 0 | 0 | 0 | 0.0 | 0 | 0 |
| NE 12/10 | - | 0/0 | 0 | 0 | 0.0 | 0 | 0 | 0 | 0 | 0.0 | 0 | 0 |
| NYJ 12/19 | - | 0/0 | 0 | 0 | 0.0 | 0 | 0 | 0 | 0 | 0.0 | 0 | 0 |
| at Sea 12/27 | - | 0/0 | 0 | 0 | 0.0 | 0 | 0 | 0 | 0 | 0.0 | 0 | 0 |
| Ari 1/3/21 | - | 0/0 | 0 | 0 | 0.0 | 0 | 0 | 0 | 0 | 0.0 | 0 | 0 |
| **Totals** | **1-0** | **1/0** | **1** | **31** | **31.0** | **31** | **0** | **0** | **0** | **0.0** | **0** | **0** |



# 43 John Johnson III

**Safety • Boston College • West Hyattsville, Md.**

**Ht./Wt.: 6-0/209**
**NFL Exp.: 4 (4th Rams)**
**GP/GS, (Playoffs): 39/33, (4/4)**
**Birth Date: 12/19/1995**
**Acquired: D3B-17 (No. 91 Overall)**

**Transactions:** Selected by the Rams in the third round (91st overall) of the 2017 NFL Draft (4/29/17).

**Pro:** Fourth-year pro, has played in 39 regular season games (33 starts) and four postseason contests (four starts) for the Rams since being drafted in 2017...started 11 contests as a rookie... snared first-career interception in first-career start against Seattle (10/8/17) and returned it 69 yards.

**2020 Season: vs. Dallas (9/13:** Started at safety...saw action all defensive snaps (72)...posted four total tackles (three solo).

**2019 Season:** Appeared in six games before being placed on injured reserve with a shoulder injury...snared two interceptions, defensed two passes and tallied 51 tackles (24 solo) in his six games...**at Carolina (9/8):** Recorded 11 tackles in start at safety (six solo)...added one tackle for loss...one of two players to play all 67 defensive snaps for L.A...**vs. New Orleans (9/15):** Intercepted Saints QB Drew Brees on opening drive of the game...tallied six tackles (four solo)...one tackle for loss and one pass defended... played 63 snaps defensively (97 percent)...**at Cleveland (9/22):** Started at safety and played all 72 snaps defensively...recorded a team-high nine tackles...intercepted Browns QB Baker Mayfield in the final minute of the game to seal the win...second time in his career he tallied an interception in consecutive games...added one pass defensed...**vs. Tampa Bay (9/29):** Started at safety and recorded 11 tackles (six solo)...played 73 defensive snaps (99 percent)...**at Seattle (10/3):** Recorded five tackles (two solo)... played 66 defensive snaps (89 percent)...also played seven special teams snaps...**vs. San Francisco (10/13):** Recorded nine tackles (four solo) while playing 62 defensive snaps (79 percent)... **at Atlanta (10/20):** Placed on injured reserve.

**2018 Season:** Started all 16 regular season games and three postseason contests, including Super Bowl LIII...posted a career-high 119 tackles (82 solo), 11 passes defensed, four interceptions and one forced fumble...his 119 tackles were the second-most by a non-linebacker in the NFL this season...**at Oakland (9/10):** Started at safety...recorded nine tackles (six solo)...notched two passes defensed and one interception in the endzone to halt a scoring drive...**vs. Chargers (9/23):** Recorded four tackles (two solo) and forced his first career fumble...played all 52 defensive snaps...**vs. Minnesota (9/27):** Notched a team-high 11 tackles (six solo) and two pass deflections...played all 74 defensive snaps...**at Seattle (10/7):** Started at strong safety...tallied six tackles (three solo) and one quarterback hit...played all 60 defensive snaps... **at Denver (10/14):** Started at safety and saw action on special teams...recorded four tackles (two solo), one pass defensed, one quarterback hit and one interception...marked his second interception of 2018 and set a new season high...played all 66 defensive snaps...**at San Francisco (10/21):** Started at safety and saw action on special teams...notched two tackles (two solo) on defense, one pass defensed and one interception...**vs. Seattle (11/11):** Started at strong safety... compiled six tackles (four solo) on defense and one special teams tackle...**vs. Kansas City (11/19):** Started at strong safety and saw action on special teams...paced the team with 11 total tackles on defense (nine solo), including one for loss...played all 72 defensive snaps...**at Detroit (12/2):** Started at strong safety and saw action on special teams...posted a team-best 12 tackles (10 solo)...played all 72 defensive snaps...**at Chicago (12/9):** Started at strong safety... totaled six tackles (five solo) including one for loss, one pass defensed and one interception (fourth of season, fifth of career)... played 70-of-71 defensive snaps...**vs. Philadelphia (12/16):** Started at strong safety...played all 64 defensive snaps...led the team in total tackles (14) and solo tackles (11), both new single-game career-highs...added one pass defensed...eclipsed the 100-tackle mark for the first time in his career...**vs. San Francisco (12/30):** Started at strong safety...led the team with eight tackles (five solo)...added one pass defensed...**Divisional Round vs. Dallas (1/12/19):** Started at safety...shared the team lead with seven tackles (four solo)...played all 58 defensive snaps... **Championship Round at New Orleans (1/20/19):** Started at safety...notched four tackles (three solo), one pass defensed and first-career postseason interception...played all 67 defensive snaps...**Super Bowl LIII (2/3/19):** Started at safety...compiled seven tackles (five solo).

**2017 Season:** Played in all 16 games of the regular season with 11 starts and one postseason start...finished the regular season with 91 tackles, 11 passes defensed, one interception and one tackle for loss...**at San Francisco (9/21):** Saw action at defensive back and on special teams...recorded two special teams tackles... **vs. Seattle (10/8):** Started at safety first-career start and saw action on special teams...notched his first career interception and returned it 69 yards for the 10th longest interception return in Rams history...added six tackles on defense including two solo stops and 2 pass breakups...**at Jacksonville (10/15):** Started at safety and saw action on special teams...notched five tackles (three solo) and two passes defensed...**at Minnesota (11/19):** Started at safety and saw action on special teams...recorded 12 tackles (seven solo)...**vs. New Orleans (11/26):** Started at safety and saw action on special teams...recorded six solo tackles and two passes defensed...**at Arizona (12/3):** Started at safety and saw action on special teams...tallied eight tackles (six solo) and two passes defensed...**vs. Philadelphia (12/10):** Started at safety and saw action on special teams...recorded a team-leading 13 tackles (six solo) and two passes defensed...**at Seattle (12/17):** Started at safety and saw action on special teams...totaled a team-leading six tackles (two solo) and one pass defensed...**Wild Card vs. Atlanta (1/6/18):** Started at safety...totaled six tackles (four solo).

**College:** Started all 13 games at free safety as a senior in 2016…served as a team captain...finished the season second on the Eagles with 77 tackles…led the team with three interceptions, racking up 47 return yards…notched 2.5 tackles for a loss, 1.0 sack, nine pass breakups, two fumbles recovered and one forced…tied for third in the ACC with three interception returns … part of a defense that ranked on eight top 10 lists, including ninth in total defense (314.2 yards/game), second in sacks (3.62 sacks/game) and 10th in turnovers gained (27)...notched a single-game high 12 tackles (12/26/16)...started all 12 games in 2015...played the first nine games at strong safety before starting the last three games at left corner back …totaled 63 tackles, three interceptions, two forced fumbles, three pass breakups and one blocked kick… member of the BC defense that ranked No. 1 nationally in total yards (254.3), and part of the Eagles' defensive backfield that was ranked fifth nationally in passing efficiency allowed (104.66)… played in eight games as a sophomore with two starts…recorded 25 tackles on the season, including 28 solo stops...saw action in 12 games at cornerback and on special teams as a freshman.

**Personal:** Earned First Team all-County and Second Team All-State accolades…All-Gazette First-Team honoree…recorded 50 tackles, six tackles for loss, five interceptions and 13 pass break ups as a senior…named team captain as a senior…played for head coach Bryan Pierre…also played basketball and served as captain as a sophomore...enrolled as a communication major in the Morrissey College of Arts and Sciences…recipient of the Jay McGillis '93 Memorial Scholarship Fund in 2016…John and his older brother Travis are the children of Tanya and John Johnson.

# John Johnson III, NFL Statistics

**Regular Season**

| | | | Tackles | | | | | Interceptions | | | | Fumbles | | |
|---|---|---|---|---|---|---|---|---|---|---|---|---|---|---|
| Year | Team | G/S | Total | Solo | Asst. | Sacks | Yards | Int. | Yards | Long | TD | PD | FF | FR | Yards |
| 2017 | Los Angeles Rams | 16/11 | 91 | 55 | 36 | 0.0 | 0.0 | 1 | 69 | 69 | 0 | 11 | 0 | 0 | 0 |
| 2018 | Los Angeles Rams | 16/16 | 119 | 82 | 37 | 0.0 | 0.0 | 4 | 46 | 35 | 0 | 11 | 1 | 0 | 0 |
| 2019 | Los Angeles Rams | 6/5 | 51 | 24 | 27 | 0.0 | 0.0 | 2 | 0 | 0 | 0 | 2 | 0 | 0 | 0 |
| 2020 | Los Angeles Rams | 1/1 | 4 | 3 | 1 | 0.0 | 0.0 | 0 | 0 | 0 | 0 | 0 | 0 | 0 | 0 |
| **Totals** | | **39/33** | **265** | **164** | **101** | **0.0** | **0.0** | **7** | **115** | **69** | **0** | **23** | **1** | **0** | **0** |

**Postseason**

| | | | Tackles | | | | | Interceptions | | | | Fumbles | | |
|---|---|---|---|---|---|---|---|---|---|---|---|---|---|---|
| Year | Team | G/S | Total | Solo | Asst. | Sacks | Yards | Int. | Yards | Long | TD | PD | FF | FR | Yards |
| 2017 | Los Angeles Rams | 1/1 | 6 | 4 | 2 | 0.0 | 0.0 | 0 | 0 | 0 | 0 | 0 | 0 | 0 | 0 |
| 2018 | Los Angeles Rams | 3/3 | 18 | 12 | 6 | 0.0 | 0.0 | 1 | 0 | 0 | 0 | 1 | 0 | 0 | 0 |
| **Totals** | | **4/4** | **24** | **16** | **8** | **0.0** | **0.0** | **1** | **0** | **0** | **0** | **1** | **0** | **0** | **0** |

**Additional Career Statistics**: Special Teams Tackles: 2018 (1); 2017 (5).

**Regular Season Single Game Highs:**
Total Tackles – 14, vs. Philadelphia (12/16/18)
Solo Tackles – 11, vs. Philadelphia (12/16/18)

**Postseason Single Game Highs:**
Total Tackles – 7, twice, last vs. New England (2/3/19, Super Bowl LIII)
Solo Tackles – 5, vs. New England (2/3/19, Super Bowl LIII)

# John Johnson III, Game-By-Game

**2020 Los Angeles Rams**

| Game | W/L | P/S | T | S | A | Sk | Yds | Int | Yds | Lg | TD | PD | FF | FR | Yds |
|---|---|---|---|---|---|---|---|---|---|---|---|---|---|---|---|
| Dal 9/13 | W | 1/1 | 4 | 3 | 1 | 0.0 | 0.0 | 0 | 0 | 0 | 0 | 0 | 0 | 0 | 0 |
| at Phi 9/20 | - | 0/0 | 0 | 0 | 0 | 0.0 | 0.0 | 0 | 0 | 0 | 0 | 0 | 0 | 0 | 0 |
| at Buf 9/27 | - | 0/0 | 0 | 0 | 0 | 0.0 | 0.0 | 0 | 0 | 0 | 0 | 0 | 0 | 0 | 0 |
| NYG 10/4 | - | 0/0 | 0 | 0 | 0 | 0.0 | 0.0 | 0 | 0 | 0 | 0 | 0 | 0 | 0 | 0 |
| at Was 10/11 | - | 0/0 | 0 | 0 | 0 | 0.0 | 0.0 | 0 | 0 | 0 | 0 | 0 | 0 | 0 | 0 |
| at SF 10/18 | - | 0/0 | 0 | 0 | 0 | 0.0 | 0.0 | 0 | 0 | 0 | 0 | 0 | 0 | 0 | 0 |
| Chi 10/26 | - | 0/0 | 0 | 0 | 0 | 0.0 | 0.0 | 0 | 0 | 0 | 0 | 0 | 0 | 0 | 0 |
| at Mia 11/1 | - | 0/0 | 0 | 0 | 0 | 0.0 | 0.0 | 0 | 0 | 0 | 0 | 0 | 0 | 0 | 0 |
| Sea 11/15 | - | 0/0 | 0 | 0 | 0 | 0.0 | 0.0 | 0 | 0 | 0 | 0 | 0 | 0 | 0 | 0 |
| at TB 11/23 | - | 0/0 | 0 | 0 | 0 | 0.0 | 0.0 | 0 | 0 | 0 | 0 | 0 | 0 | 0 | 0 |
| SF 11/29 | - | 0/0 | 0 | 0 | 0 | 0.0 | 0.0 | 0 | 0 | 0 | 0 | 0 | 0 | 0 | 0 |
| at Ari 12/6 | - | 0/0 | 0 | 0 | 0 | 0.0 | 0.0 | 0 | 0 | 0 | 0 | 0 | 0 | 0 | 0 |
| NE 12/10 | - | 0/0 | 0 | 0 | 0 | 0.0 | 0.0 | 0 | 0 | 0 | 0 | 0 | 0 | 0 | 0 |
| NYJ 12/19 | - | 0/0 | 0 | 0 | 0 | 0.0 | 0.0 | 0 | 0 | 0 | 0 | 0 | 0 | 0 | 0 |
| at Sea 12/27 | - | 0/0 | 0 | 0 | 0 | 0.0 | 0.0 | 0 | 0 | 0 | 0 | 0 | 0 | 0 | 0 |
| Ari 1/3/21 | - | 0/0 | 0 | 0 | 2 | 0.0 | 0.0 | 0 | 0 | 0 | 0 | 0 | 0 | 0 | 0 |
| **Totals** | **1-0** | **1/1** | **4** | **3** | **1** | **0.0** | **0.0** | **0** | **0** | **0** | **0** | **0** | **0** | **0** | **0** |

**2019 Los Angeles Rams**

| Game | W/L | P/S | T | S | A | Sk | Yds | Int | Yds | Lg | TD | PD | FF | FR | Yds |
|---|---|---|---|---|---|---|---|---|---|---|---|---|---|---|---|
| at CAR 9/8 | W | 1/1 | 11 | 6 | 5 | 0.0 | 0.0 | 0 | 0 | 0 | 0 | 0 | 0 | 0 | 0 |
| NO 9/15 | W | 1/1 | 6 | 4 | 2 | 0.0 | 0.0 | 1 | 0 | 0 | 0 | 1 | 0 | 0 | 0 |
| at Cle 9/22 | W | 1/1 | 9 | 2 | 7 | 0.0 | 0.0 | 1 | 0 | 0 | 0 | 1 | 0 | 0 | 0 |
| TB 9/29 | L | 1/1 | 11 | 6 | 5 | 0.0 | 0.0 | 0 | 0 | 0 | 0 | 0 | 0 | 0 | 0 |
| at Sea 10/3 | L | 1/0 | 5 | 2 | 3 | 0.0 | 0.0 | 0 | 0 | 0 | 0 | 0 | 0 | 0 | 0 |
| SF 10/13 | L | 1/1 | 9 | 4 | 5 | 0.0 | 0.0 | 0 | 0 | 0 | 0 | 0 | 0 | 0 | 0 |
| at Atl 10/20 | W | | | | | | Injured Reserve | | | | | | | | |
| Cin 10/27 | W | | | | | | Injured Reserve | | | | | | | | |
| at Pit 11/10 | L | | | | | | Injured Reserve | | | | | | | | |
| Chi 11/17 | W | | | | | | Injured Reserve | | | | | | | | |
| Bal 11/25 | L | | | | | | Injured Reserve | | | | | | | | |
| at Ari 12/1 | W | | | | | | Injured Reserve | | | | | | | | |
| Sea 12/8 | W | | | | | | Injured Reserve | | | | | | | | |
| at Dal 12/15 | L | | | | | | Injured Reserve | | | | | | | | |
| at SF 12/21 | L | | | | | | Injured Reserve | | | | | | | | |
| Ari 12/29 | W | | | | | | Injured Reserve | | | | | | | | |
| **Totals** | **9-7** | **6/5** | **51** | **24** | **27** | **0.0** | **0.0** | **2** | **0** | **0** | **0** | **2** | **0** | **0** | **0** |

**2018 Los Angeles Rams**

| Game | W/L | P/S | T | S | A | Sk | Yds | Int | Yds | Lg | TD | PD | FF | FR | Yds |
|---|---|---|---|---|---|---|---|---|---|---|---|---|---|---|---|
| at Oak 9/10 | W | 1/1 | 9 | 6 | 3 | 0.0 | 0.0 | 1 | 0 | 0 | 0 | 2 | 0 | 0 | 0 |
| Ari 9/16 | W | 1/1 | 7 | 6 | 1 | 0.0 | 0.0 | 0 | 0 | 0 | 0 | 1 | 0 | 0 | 0 |
| LAC 9/23 | W | 1/1 | 4 | 2 | 2 | 0.0 | 0.0 | 0 | 0 | 0 | 0 | 0 | 1 | 0 | 0 |
| Min 9/27 | W | 1/1 | 11 | 6 | 5 | 0.0 | 0.0 | 0 | 0 | 0 | 0 | 2 | 0 | 0 | 0 |
| at Sea 10/7 | W | 1/1 | 6 | 3 | 3 | 0.0 | 0.0 | 0 | 0 | 0 | 0 | 0 | 0 | 0 | 0 |
| at Den 10/14 | W | 1/1 | 4 | 2 | 2 | 0.0 | 0.0 | 1 | 0 | 0 | 0 | 1 | 0 | 0 | 0 |
| at SF 10/21 | W | 1/1 | 2 | 2 | 0 | 0.0 | 0.0 | 1 | 11 | 11 | 0 | 1 | 0 | 0 | 0 |
| GB 10/28 | W | 1/1 | 5 | 3 | 2 | 0.0 | 0.0 | 0 | 0 | 0 | 0 | 1 | 0 | 0 | 0 |
| at NO 11/4 | L | 1/1 | 9 | 5 | 4 | 0.0 | 0.0 | 0 | 0 | 0 | 0 | 0 | 0 | 0 | 0 |
| Sea 11/11 | W | 1/1 | 6 | 4 | 2 | 0.0 | 0.0 | 0 | 0 | 0 | 0 | 0 | 0 | 0 | 0 |
| KC 11/19 | W | 1/1 | 11 | 9 | 2 | 0.0 | 0.0 | 0 | 0 | 0 | 0 | 0 | 0 | 0 | 0 |
| at Det 12/2 | W | 1/1 | 12 | 10 | 2 | 0.0 | 0.0 | 0 | 0 | 0 | 0 | 0 | 0 | 0 | 0 |
| at Chi 12/9 | L | 1/1 | 6 | 5 | 1 | 0.0 | 0.0 | 1 | 35 | 35 | 0 | 1 | 0 | 0 | 0 |
| Phi 12/16 | L | 1/1 | 14 | 11 | 3 | 0.0 | 0.0 | 0 | 0 | 0 | 0 | 1 | 0 | 0 | 0 |
| at Ari 12/23 | W | 1/1 | 5 | 3 | 2 | 0.0 | 0.0 | 0 | 0 | 0 | 0 | 0 | 0 | 0 | 0 |
| SF 12/30 | W | 1/1 | 8 | 5 | 3 | 0.0 | 0.0 | 0 | 0 | 0 | 0 | 1 | 0 | 0 | 0 |
| **Totals** | **13-3** | **16/16** | **119** | **82** | **37** | **0.0** | **0.0** | **4** | **46** | **35** | **0** | **11** | **1** | **0** | **0** |

**2017 Los Angeles Rams**

| Game | W/L | P/S | T | S | A | Sk | Yds | Int | Yds | Lg | TD | PD | FF | FR | Yds |
|---|---|---|---|---|---|---|---|---|---|---|---|---|---|---|---|
| Ind 9/10 | W | 1/0 | 2 | 1 | 1 | 0.0 | 0.0 | 0 | 0 | 0 | 0 | 0 | 0 | 0 | 0 |
| Was 9/17 | L | 1/0 | 0 | 0 | 0 | 0.0 | 0.0 | 0 | 0 | 0 | 0 | 0 | 0 | 0 | 0 |
| at SF 9/21 | W | 1/0 | 0 | 0 | 0 | 0.0 | 0.0 | 0 | 0 | 0 | 0 | 0 | 0 | 0 | 0 |
| at Dal 10/1 | W | 1/0 | 3 | 3 | 0 | 0.0 | 0.0 | 0 | 0 | 0 | 0 | 0 | 0 | 0 | 0 |
| Sea 10/8 | L | 1/1 | 6 | 2 | 4 | 0.0 | 0.0 | 1 | 69 | 69 | 0 | 2 | 0 | 0 | 0 |
| at Jax 10/15 | W | 1/1 | 5 | 3 | 2 | 0.0 | 0.0 | 0 | 0 | 0 | 0 | 2 | 0 | 0 | 0 |
| Ari 10/22 | W | 1/1 | 6 | 4 | 2 | 0.0 | 0.0 | 0 | 0 | 0 | 0 | 0 | 0 | 0 | 0 |
| at NYG 11/5 | W | 1/1 | 8 | 3 | 5 | 0.0 | 0.0 | 0 | 0 | 0 | 0 | 0 | 0 | 0 | 0 |
| Hou 11/12 | W | 1/1 | 5 | 3 | 2 | 0.0 | 0.0 | 0 | 0 | 0 | 0 | 1 | 0 | 0 | 0 |
| at Min 11/19 | L | 1/1 | 12 | 7 | 5 | 0.0 | 0.0 | 0 | 0 | 0 | 0 | 0 | 0 | 0 | 0 |
| NO 11/26 | W | 1/1 | 6 | 6 | 0 | 0.0 | 0.0 | 0 | 0 | 0 | 0 | 0 | 0 | 0 | 0 |
| at Ari 12/3 | W | 1/1 | 8 | 6 | 2 | 0.0 | 0.0 | 0 | 0 | 0 | 0 | 2 | 0 | 0 | 0 |
| Phi 12/10 | L | 1/0 | 13 | 6 | 7 | 0.0 | 0.0 | 0 | 0 | 0 | 0 | 2 | 0 | 0 | 0 |
| at Sea 12/17 | W | 1/1 | 6 | 2 | 4 | 0.0 | 0.0 | 0 | 0 | 0 | 0 | 1 | 0 | 0 | 0 |
| at Ten 12/24 | W | 1/1 | 7 | 5 | 2 | 0.0 | 0.0 | 0 | 0 | 0 | 0 | 1 | 0 | 0 | 0 |
| SF 12/31 | L | 1/1 | 4 | 4 | 0 | 0.0 | 0.0 | 0 | 0 | 0 | 0 | 0 | 0 | 0 | 0 |
| **Totals** | **11-5** | **16/11** | **91** | **55** | **36** | **0.0** | **0.0** | **1** | **69** | **69** | **0** | **11** | **0** | **0** | **0** |

**2018 Postseason**

| Game | W/L | P/S | T | S | A | Sk | Yds | Int | Yds | Lg | TD | PD | FF | FR | Yds |
|---|---|---|---|---|---|---|---|---|---|---|---|---|---|---|---|
| Dal 1/12/19 * | W | 1/1 | 7 | 4 | 3 | 0.0 | 0.0 | 0 | 0 | 0 | 0 | 0 | 0 | 0 | 0 |
| at NO 1/20/19 ^ | W | 1/1 | 4 | 3 | 1 | 0.0 | 0.0 | 1 | 0 | 0 | 0 | 1 | 0 | 0 | 0 |
| NE 2/3/19 ! | L | 1/1 | 7 | 5 | 2 | 0.0 | 0.0 | 0 | 0 | 0 | 0 | 0 | 0 | 0 | 0 |
| **Totals** | **2-1** | **3/3** | **18** | **12** | **6** | **0.0** | **0.0** | **1** | **0** | **0** | **0** | **1** | **0** | **0** | **0** |

* Denotes NFC Divisional Playoff Game, ^ Denotes NFC Championship Game, ! Denotes Super Bowl LIII

**2017 Postseason**

| Game | W/L | P/S | T | S | A | Sk | Yds | Int | Yds | Lg | TD | PD | FF | FR | Yds |
|---|---|---|---|---|---|---|---|---|---|---|---|---|---|---|---|
| Atl 1/6/18 * | L | 1/1 | 6 | 4 | 2 | 0.0 | 0.0 | 0 | 0 | 0 | 0 | 0 | 0 | 0 | 0 |
| **Totals** | **0-1** | **1/1** | **6** | **4** | **2** | **0.0** | **0.0** | **0** | **0** | **0** | **0** | **0** | **0** | **0** | **0** |

* Denotes NFC Wild Card Game



# 35 Xavier Jones

**Running Back • SMU • Spring, Texas**

**Ht./Wt.:** 5-11/208
**NFL Exp.:** Rookie
**GP/GS, (Playoffs):** 1/0, (0/0)
**Birth Date:** 8/24/1997
**Acquired:** UDFA-'20

**Transactions:** Signed by the Rams as an undrafted rookie free agent (5/4/20).

**Pro:** Made his NFL debut appearing on special teams in the season opener against Dallas.

**2020 Season: vs. Dallas (9/13):** Appeared in the season opener on special teams for eight snaps and tallied one tackle.

**College:** Played 5 seasons at SMU after receiving a medical redshirt his 2016 sophomore season...in 2019 as a senior he started all 13 games...led the nation in scoring (11.5ppg) and rushing TDs (23)…registered a team-leading 244 carries for 1,276 yards…added 20 receptions for 90 yards and two TDs… had 1,366 all-purpose yards…had at least one TD in every game this season with multiple TDs in nine of 13 games…one of only six Mustangs all-time to have multiple 1,000-yard rushing seasons (2017, 2019)…set SMU records for season TDs (25), season rushing TDs (23), season points (150) and tied the career TD mark (48) and career point total (288)…All-AAC first team and was AAC Offensive Player of the Week once...in 2018 as a junior he played in 10 games, making one start...registered 69 carries for 311 yards and two TDs...had 10 catches for 95 yards and one TD...as a sophomore in 2017 he played in all 13 games, making 12 starts…led the team with 1,075 yards on 182 carries…was second on the team with nine rushing touchdowns…registered 84 yards on 14 receptions…had a career-high 175 rushing yards at Memphis...2016 was his medical redshirt season but he got action in three games, rushing for 160 yards, including SMU's first TD of the season on a career-long 49-yard TD run...as a freshman in 2015 he played in all 12 games, starting six...had 634 rushing yards on 152 carries adding 10 TDs... tied for second on the team for most points with 60...threw for 79 yards and two TDs...set the most rushing TDs by a freshman school record with 10.

**Personal:** Was a first-team All-District selection at return specialist as a sophomore in high school playing for Sam Parker at Spring... had offers from Memphis and others.

## Xavier Jones, NFL Statistics

**Regular Season**

| | | | Receiving | | | | | Rushing | | | | |
|---|---|---|---|---|---|---|---|---|---|---|---|---|
| Year | Team | GP/GS | No. | Yards | Avg. | Long | TD | Att. | Yards | Avg. | Long | TD |
| 2020 | Los Angeles Rams | 1/0 | 0 | 0 | 0.0 | 0 | 0 | 0 | 0 | 0.0 | 0 | 0 |
| **Totals** | | **1/0** | **0** | **0** | **0.0** | **0** | **0** | **0** | **0** | **0.0** | **0** | **0** |

## Xavier Jones, Game-By-Game

**2020 Los Angeles Rams**

| | | | Rushing | | | | | Receiving | | | | |
|---|---|---|---|---|---|---|---|---|---|---|---|---|
| Game | W/L | P/S | No. | Yards | Avg. | Long | TD | Att. | Yards | Avg. | Long | TD |
| Dal 9/13 | W | 1/0 | 0 | 0 | 0.0 | 0 | 0 | 0 | 0 | 0.0 | 0 | 0 |
| at Phi 9/20 | - | 0/0 | 0 | 0 | 0.0 | 0 | 0 | 0 | 0 | 0.0 | 0 | 0 |
| at Buf 9/27 | - | 0/0 | 0 | 0 | 0.0 | 0 | 0 | 0 | 0 | 0.0 | 0 | 0 |
| NYG 10/4 | - | 0/0 | 0 | 0 | 0.0 | 0 | 0 | 0 | 0 | 0.0 | 0 | 0 |
| at Was 10/11 | - | 0/0 | 0 | 0 | 0.0 | 0 | 0 | 0 | 0 | 0.0 | 0 | 0 |
| at SF 10/18 | - | 0/0 | 0 | 0 | 0.0 | 0 | 0 | 0 | 0 | 0.0 | 0 | 0 |
| Chi 10/26 | - | 0/0 | 0 | 0 | 0.0 | 0 | 0 | 0 | 0 | 0.0 | 0 | 0 |
| at Mia 11/1 | - | 0/0 | 0 | 0 | 0.0 | 0 | 0 | 0 | 0 | 0.0 | 0 | 0 |
| Sea 11/15 | - | 0/0 | 0 | 0 | 0.0 | 0 | 0 | 0 | 0 | 0.0 | 0 | 0 |
| at TB 11/23 | - | 0/0 | 0 | 0 | 0.0 | 0 | 0 | 0 | 0 | 0.0 | 0 | 0 |
| SF 11/29 | - | 0/0 | 0 | 0 | 0.0 | 0 | 0 | 0 | 0 | 0.0 | 0 | 0 |
| at Ari 12/6 | - | 0/0 | 0 | 0 | 0.0 | 0 | 0 | 0 | 0 | 0.0 | 0 | 0 |
| NE 12/10 | - | 0/0 | 0 | 0 | 0.0 | 0 | 0 | 0 | 0 | 0.0 | 0 | 0 |
| NYJ 12/19 | - | 0/0 | 0 | 0 | 0.0 | 0 | 0 | 0 | 0 | 0.0 | 0 | 0 |
| at Sea 12/27 | - | 0/0 | 0 | 0 | 0.0 | 0 | 0 | 0 | 0 | 0.0 | 0 | 0 |
| Ari 1/3/21 | - | 0/0 | 0 | 0 | 0.0 | 0 | 0 | 0 | 0 | 0.0 | 0 | 0 |
| **Totals** | **1-0** | **1/0** | **0** | **0** | **0.0** | **0** | **0** | **0** | **0** | **0.0** | **0** | **0** |



# 69 Sebastian Joseph-Day

Defensive Line • Rutgers • Stroudsburg, Pa.

**Ht./Wt.:** 6-4/310
**NFL Exp.:** 2 (3rd Rams)
**GP/GS, (Playoffs):** 17/16, (0/0)
**Birth Date:** 3/21/1995
**Acquired:** D6C-2018 (No. 195 Overall)

**Transactions:** Selected by the Rams in the sixth round (195th overall) of the 2018 NFL Draft (4/28/18).

**Pro:** Second-year pro...earned a starting spot at nose tackle during training camp in 2019...has played in 17 regular season games (16 starts) and recorded 47 tackles.

**2020 Season: vs. Dallas (9/13):** Started the season opener on the defensive line...tallied three tackles (two solo) with one hit on QB Dak Prescott.

**2019 Season:** Appeared in all 16 games with 15 starts at nose tackle...finished season with 45 tackles (25 solo) and 2.0 sacks... posted first-career sack in a Week 4 contest against Tampa Bay...**at Carolina (9/8):** Earned first career start in first game being active...played 36 snaps defensively (54 percent)... **vs. New Orleans (9/15):** Started at nose tackle...recorded first NFL tackle...played 22 snaps defensively (34 percent) and four snaps (15 percent) on special teams...**at Cleveland (9/22):** Started at nose tackle...tallied one tackle...played 17 snaps defensively (24 percent) and four special teams snaps (17 percent)...**vs. Tampa Bay (9/29):** Started at nose tackle...recorded 1.0 sack, the first of his career...added three solo tackles...played 37 defensive snaps (50 percent) and 11 special teams plays (29 percent)...**at Seattle (10/3):** Started at nose tackle...recorded a career-high six tackles (three solo)...tallied one quarterback hit...played 40 defensive snaps (54 percent)...**vs. San Francisco (10/13):** Started at nose tackle...tied a career-high with six tackles (five solo)...had one tackle for loss and one quarterback hit...played 44 defensive snaps (56 percent)...**at Atlanta (10/20):** Started at nose tackle... recorded one solo tackle while playing 12 defensive snaps (22 percent)...**vs. Cincinnati (10/27):** Recorded one solo tackle while playing 21 snaps defensively (25 percent)...**at Pittsburgh (11/10):** Assisted on one tackle while playing 37 snaps defensively (50 percent)...played seven special teams snaps (19 percent)...**vs. Chicago (11/17):** Started at nose tackle ...recorded five tackles (two solo)...contributed to a run defense that allowed just 74 yards in the game...**vs. Baltimore (11/25):** Started at nose tackle...tallied three tackles (two solo) while playing 54 defensive snaps (69 percent)...**at Arizona (12/1):** Started at nose tackle... recorded four tackles (three solo)...added 1.0 sack, one tackle for loss and a quarterback hit...**vs. Seattle (12/8):** Started at nose tackle...assisted on one tackle while playing 17 defensive snaps (25 percent)...**at Dallas (12/15):** Started at nose tackle... recorded four tackles (two solo) while playing 39 defensive snaps (56 percent)...**at San Francisco (12/21):** Started at nose tackle... tallied four tackles (two solo) including one tackle for loss...**vs Arizona (12/29):** Started at nose tackle...recorded three tackles (one solo).

**2018 Season:** Spent the entire season on the Rams 53-man roster...declared inactive for all 16 regular season games and three postseason contests.

**College:** Fifth-year senior played in 50 career games overall, including 49 consecutive to end career...as a senior, in 2017, started all 12 games at nose tackle...named honorable mention All-Big Ten in the coaches' vote...split the Homer Hazel Award for the team's MVP...named to the Academic All-Big Ten list for the third-straight year...honored as the team's recipient of the Big Ten Sportsmanship Award...totaled 41 tackles with 4.5 for a loss, 1.5 sacks, one pass batted down, one forced fumble one blocked field goal...in 2016, as a junior, played in all 12 games with 11 starts at nose tackle...named to the Academic All-Big Ten list...made 30 tackles on the season with 3.5 for loss, 1.0 sack, one forced fumble and one blocked field goal...as a sophomore in 2015, started all 12 games at nose tackle...one-of-22 in the program to be named Academic All-Big Ten...finished third on the team with 5.5 TFL...totaled 22 tackles on the season... as a redshirt freshman in 2014, played in all 13 games on the defensive line...registered three total tackles on the season...as a true freshman in 2013, appeared in one game before receiving a medical redshirt.

**Personal:** Received undergraduate degree in journalism and media studies...was a graduate student in the labor studies program his final year at Rutgers.

# Sebastian Joseph-Day, NFL Statistics

## Regular Season

| | | | Tackles | | | | | Interceptions | | | | Fumbles | | |
|---|---|---|---|---|---|---|---|---|---|---|---|---|---|---|
| Year | Team | G/S | Total | Solo | Asst. | Sacks | Yards | Int. | Yards | Long | TD | PD | FF | FR | Yards |
| 2018 | Los Angeles Rams | 0/0 | - | - | - | - | - | - | - | - | - | - | - | - | - |
| 2019 | Los Angeles Rams | 16/15 | 45 | 25 | 19 | 2.0 | 10.0 | 0 | 0 | 0 | 0 | 0 | 0 | 0 | 0 |
| 2020 | Los Angeles Rams | 1/1 | 3 | 2 | 1 | 0.0 | 0.0 | 0 | 0 | 0 | 0 | 0 | 0 | 0 | 0 |
| **Totals** | | **17/16** | **48** | **27** | **20** | **2.0** | **10.0** | **0** | **0** | **0** | **0** | **0** | **0** | **0** | **0** |

## Postseason

| | | | Tackles | | | | | Interceptions | | | | Fumbles | | |
|---|---|---|---|---|---|---|---|---|---|---|---|---|---|---|
| Year | Team | G/S | Total | Solo | Asst. | Sacks | Yards | Int. | Yards | Long | TD | PD | FF | FR | Yards |
| 2018 | Los Angeles Rams | 0/0 | - | - | - | - | - | - | - | - | - | - | - | - | - |
| **Totals** | | **0/0** | **0** | **0** | **0** | **0.0** | **0.0** | **0** | **0** | **0** | **0** | **0** | **0** | **0** | **0** |

# Sebastian Joseph-Day, Game-By-Game

### 2020 Los Angeles Rams

| Game | W/L | P/S | T | S | A | Sk | Yds | Int | Yds | Lg | TD | PD | FF | FR | Yds |
|---|---|---|---|---|---|---|---|---|---|---|---|---|---|---|---|
| Dal 9/13 | W | 1/1 | 3 | 2 | 1 | 0.0 | 0.0 | 0 | 0 | 0 | 0 | 0 | 0 | 0 | 0 |
| at Phi 9/20 | - | 0/0 | 0 | 0 | 0 | 0.0 | 0.0 | 0 | 0 | 0 | 0 | 0 | 0 | 0 | 0 |
| at Buf 9/27 | - | 0/0 | 0 | 0 | 0 | 0.0 | 0.0 | 0 | 0 | 0 | 0 | 0 | 0 | 0 | 0 |
| NYG 10/4 | - | 0/0 | 0 | 0 | 0 | 0.0 | 0.0 | 0 | 0 | 0 | 0 | 0 | 0 | 0 | 0 |
| at Was 10/11 | - | 0/0 | 0 | 0 | 0 | 0.0 | 0.0 | 0 | 0 | 0 | 0 | 0 | 0 | 0 | 0 |
| at SF 10/18 | - | 0/0 | 0 | 0 | 0 | 0.0 | 0.0 | 0 | 0 | 0 | 0 | 0 | 0 | 0 | 0 |
| Chi 10/26 | - | 0/0 | 0 | 0 | 0 | 0.0 | 0.0 | 0 | 0 | 0 | 0 | 0 | 0 | 0 | 0 |
| at Mia 11/1 | - | 0/0 | 0 | 0 | 0 | 0.0 | 0.0 | 0 | 0 | 0 | 0 | 0 | 0 | 0 | 0 |
| Sea 11/15 | - | 0/0 | 0 | 0 | 0 | 0.0 | 0.0 | 0 | 0 | 0 | 0 | 0 | 0 | 0 | 0 |
| at TB 11/23 | - | 0/0 | 0 | 0 | 0 | 0.0 | 0.0 | 0 | 0 | 0 | 0 | 0 | 0 | 0 | 0 |
| SF 11/29 | - | 0/0 | 0 | 0 | 0 | 0.0 | 0.0 | 0 | 0 | 0 | 0 | 0 | 0 | 0 | 0 |
| at Ari 12/6 | - | 0/0 | 0 | 0 | 0 | 0.0 | 0.0 | 0 | 0 | 0 | 0 | 0 | 0 | 0 | 0 |
| NE 12/10 | - | 0/0 | 0 | 0 | 0 | 0.0 | 0.0 | 0 | 0 | 0 | 0 | 0 | 0 | 0 | 0 |
| NYJ 12/19 | - | 0/0 | 0 | 0 | 0 | 0.0 | 0.0 | 0 | 0 | 0 | 0 | 0 | 0 | 0 | 0 |
| at Sea 12/27 | - | 0/0 | 0 | 0 | 0 | 0.0 | 0.0 | 0 | 0 | 0 | 0 | 0 | 0 | 0 | 0 |
| Ari 1/3/21 | - | 0/0 | 0 | 0 | 2 | 0.0 | 0.0 | 0 | 0 | 0 | 0 | 0 | 0 | 0 | 0 |
| **Totals** | **1-0** | **1/1** | **3** | **2** | **1** | **0.0** | **0.0** | **0** | **0** | **0** | **0** | **0** | **0** | **0** | **0** |

### 2018 Los Angeles Rams

| Game | W/L | P/S | T | S | A | Sk | Yds | Int | Yds | Lg | TD | PD | FF | FR | Yds |
|---|---|---|---|---|---|---|---|---|---|---|---|---|---|---|---|
| at Oak 9/10 | W | 0/0 | | | | | Declared inactive | | | | | | | | |
| Ari 9/16 | W | 0/0 | | | | | Declared inactive | | | | | | | | |
| LAC 9/23 | W | 0/0 | | | | | Declared inactive | | | | | | | | |
| Min 9/27 | W | 0/0 | | | | | Declared inactive | | | | | | | | |
| at Sea 10/7 | W | 0/0 | | | | | Declared inactive | | | | | | | | |
| at Den10/14 | W | 0/0 | | | | | Declared inactive | | | | | | | | |
| at SF 10/21 | W | 0/0 | | | | | Declared inactive | | | | | | | | |
| GB 10/28 | W | 0/0 | | | | | Declared inactive | | | | | | | | |
| at NO 11/4 | L | 0/0 | | | | | Declared inactive | | | | | | | | |
| Sea 11/11 | W | 0/0 | | | | | Declared inactive | | | | | | | | |
| KC 11/19 | W | 0/0 | | | | | Declared inactive | | | | | | | | |
| at Det 12/2 | W | 0/0 | | | | | Declared inactive | | | | | | | | |
| at Chi 12/9 | L | 0/0 | | | | | Declared inactive | | | | | | | | |
| Phi 12/16 | L | 0/0 | | | | | Declared inactive | | | | | | | | |
| at Ari 12/23 | W | 0/0 | | | | | Declared inactive | | | | | | | | |
| SF 12/30 | W | 0/0 | | | | | Declared inactive | | | | | | | | |
| **Totals** | **13-3** | **0/0** | **0** | **0** | **0** | **0.0** | **0** | **0** | **0** | **0** | **0** | **0** | **0** | **0** | **0** |

### 2018 Postseason

| Game | W/L | P/S | T | S | A | Sk | Yds | Int | Yds | Lg | TD | PD | FF | FR | Yds |
|---|---|---|---|---|---|---|---|---|---|---|---|---|---|---|---|
| Dal 1/12/19 * | W | 0/0 | | | | | Declared inactive | | | | | | | | |
| at NO 1/20/19 ^ | W | 0/0 | | | | | Declared inactive | | | | | | | | |
| NE 2/3/19 ! | L | 0/0 | | | | | Declared inactive | | | | | | | | |
| **Totals** | **2-1** | **0/0** | **0** | **0** | **0** | **0.0** | **0.0** | **0** | **0** | **0** | **0** | **0** | **0** | **0** | **0** |

* Denotes NFC Divisional Playoff Game, ^ Denotes NFC Championship Game, ! Denotes Super Bowl LIII

### 2019 Los Angeles Rams

| Game | W/L | P/S | T | S | A | Sk | Yds | Int | Yds | Lg | TD | PD | FF | FR | Yds |
|---|---|---|---|---|---|---|---|---|---|---|---|---|---|---|---|
| at CAR 9/8 | W | 1/1 | 0 | 0 | 0 | 0.0 | 0.0 | 0 | 0 | 0 | 0 | 0 | 0 | 0 | 0 |
| NO 9/15 | W | 1/1 | 1 | 0 | 1 | 0.0 | 0.0 | 0 | 0 | 0 | 0 | 0 | 0 | 0 | 0 |
| at Cle 9/22 | W | 1/1 | 1 | 0 | 1 | 0.0 | 0.0 | 0 | 0 | 0 | 0 | 0 | 0 | 0 | 0 |
| TB 9/29 | L | 1/1 | 3 | 3 | 0 | 1.0 | 3.0 | 0 | 0 | 0 | 0 | 0 | 0 | 0 | 0 |
| at Sea 10/3 | L | 1/1 | 6 | 3 | 3 | 0.0 | 0.0 | 0 | 0 | 0 | 0 | 0 | 0 | 0 | 0 |
| SF 10/13 | L | 1/1 | 6 | 5 | 1 | 0.0 | 0.0 | 0 | 0 | 0 | 0 | 0 | 0 | 0 | 0 |
| at Atl 10/20 | W | 1/1 | 1 | 1 | 0 | 0.0 | 0.0 | 0 | 0 | 0 | 0 | 0 | 0 | 0 | 0 |
| Cin 10/27 | W | 1/0 | 1 | 1 | 0 | 0.0 | 0.0 | 0 | 0 | 0 | 0 | 0 | 0 | 0 | 0 |
| at Pit 11/10 | L | 1/1 | 1 | 0 | 1 | 0.0 | 0.0 | 0 | 0 | 0 | 0 | 0 | 0 | 0 | 0 |
| Chi 11/17 | W | 1/1 | 5 | 2 | 3 | 0.0 | 0.0 | 0 | 0 | 0 | 0 | 0 | 0 | 0 | 0 |
| Bal 11/25 | L | 1/1 | 3 | 2 | 1 | 0.0 | 0.0 | 0 | 0 | 0 | 0 | 0 | 0 | 0 | 0 |
| at Ari 12/1 | W | 1/1 | 4 | 3 | 1 | 1.0 | 7.0 | 0 | 0 | 0 | 0 | 0 | 0 | 0 | 0 |
| Sea 12/8 | W | 1/1 | 1 | 0 | 1 | 0.0 | 0.0 | 0 | 0 | 0 | 0 | 0 | 0 | 0 | 0 |
| at Dal 12/15 | L | 1/1 | 4 | 2 | 2 | 0.0 | 0.0 | 0 | 0 | 0 | 0 | 0 | 0 | 0 | 0 |
| at SF 12/21 | L | 1/1 | 4 | 2 | 2 | 0.0 | 0.0 | 0 | 0 | 0 | 0 | 0 | 0 | 0 | 0 |
| Ari 12/29 | W | 1/1 | 3 | 1 | 2 | 0.0 | 0.0 | 0 | 0 | 0 | 0 | 0 | 0 | 0 | 0 |
| **Totals** | **9-7** | **16/15** | **45** | **25** | **19** | **2.0** | **10.0** | **0** | **0** | **0** | **0** | **0** | **0** | **0** | **0** |



# 59 Micah Kiser

Linebacker • Virginia • Baltimore, Md.

**Ht./Wt.:** 6-0/244
**NFL Exp.:** 2 (3rd Rams)
**GP/GS, (Playoffs):** 17/1 (3/0)
**Birth Date:** 1/25/1995
**Acquired:** D5A-'18 (No. 147 Overall)

**Transactions**: Selected by the Rams in the fifth round (147th overall) of the 2018 NFL Draft (4/28/18).

**Pro**: Has appeared in 17 games in his career.

**2020 Season: vs. Dallas (9/13):** Earned his first-career start... posted a career-high seven tackles (six solo).

**2019 Season:** Placed on injured reserve ahead of the regular season after injuring his shoulder in preseason action.

**2018 Season**: Appeared in all 16 regular season games and three postseason contests, including Super Bowl LIII...added four tackles on special teams during the regular season...at Oakland (9/10): Made his NFL debut and saw action on special teams... **vs. Arizona (9/16)**: Saw significant action on special teams... recorded one special teams tackle...at San Francisco (10/21): Saw action on special teams...recorded one special teams tackle...at New Orleans (11/4): Saw action on special teams... tallied one solo special teams tackle...vs. San Francisco (12/30): Saw action on special teams...recorded one assisted tackle... Divisional Round vs. Dallas (1/12/19): Made postseason debut... saw significant action on special teams...recorded one special teams tackle...Championship Round at New Orleans (1/20/19): Saw action on special teams...notched two special teams tackles (one solo)...Super Bowl LIII (2/3/19): Saw significant action on special teams.

**College**: Finished career ranked fifth all-time at Virginia with 411 career tackles...became just the second player in ACC history to lead the league in tackles in three straight seasons, joining Boston College's Luke Kuechly (2009-11)...[along with Quin Blanding (137) and Jordan Mack (114)] became one-oftwo FBS programs (New Mexico State) and the only "Power 5" school to have a trio of players with at least 100 tackles in the same season...As a senior in 2017, named Sporting News All- American first-team, Walter Camp All-American Second-Team, Football Writers Association of America All-American secondteam, USA Today All-American second-team, Associated Press All-American Third-Team, All-ACC First-Team, Campbell Trophy Winner (Academic Heisman), Butkus Award Semifinalist, Jason Witten Collegiate Man of the Year Semifinalist, Lott IMPACT Trophy Finalist, Bobby Bowden Award Finalist...started all 13 of UVA's 2017 games...led the ACC in tackles for the third year in a row...his 145 tackles rank No. 2 all-time at UVA on the singleseason list...as a junior in 2016, named FWAA All-America Second-Team, All-ACC First-Team, Coaches All-ACC First-Team, CoSIDA Academic All-American Second-Team, ESPN.com All-ACC team, Associated Press All-ACC First-Team, semifinalist for the Butkus Award, semifinalist for the Lott IMPACT Trophy... started all 12 of UVA's games in 2016...led the ACC and finished third in the nation with 11.2 tackles per game...his 134 tackles tied with Wali Rainer for fourth-most single-season tackles in Virginia's program history...as a sophomore in 2015, named College Sports Madness All-American Third-Team, All-ACC First-Team, All-ACC Coaches Second-Team...started all 12 of UVA's games in 2015 as a sophomore...finished the regular season first in the ACC and 17th in the nation with 117 tackles...registered double-digit tackles in seven of UVA's 12 games...led UVA with 82 tackles on rushing plays...as a redshirt freshman in 2014, appeared in all 12 of Virginia's games...saw most of his time on special teams...finished season with 15 defensive tackles and a team-leading nine special teams tackles...made collegiate debut against No. 7 UCLA in the season opener.

**Personal**: A linebacker and tight end at the Gilman School for Head Coach Biff Poggi...a three-year letterwinner and a threetime All-Maryland Interscholastic Athletic Association Conference honoree...two-time Maryland Consensus All-State first-team defense...two-time All-Metro first-team...was the 2012 All-Metro Defensive Player of the Year...Baltimore Sun`s Defensive Co-Player of the Year...helped Gilman to a MIAA A Conference title defense...served as team captain as a senior and helped lead Gilman to a No. 19 ranking in the USA Today Super 25 high school team rankings...a 2011 MaxPreps Air Force Junior All-American second-team linebacker...also played lacrosse at Gilman in 2011...volunteered with Ronald McDonald House Charities and the Agape House...son of Michael and Donna Kiser...has a younger brother, Jordan.

## Micah Kiser, Game-By-Game

**Regular Season**

| | | | Tackles | | | | | Interceptions | | | | | Fumbles | | |
|---|---|---|---|---|---|---|---|---|---|---|---|---|---|---|---|
| Year | Team | G/S | Total | Solo | Asst. | Sacks | Yards | Int. | Yards | Long | TD | PD | FF | FR | Yards |
| 2018 | Los Angeles Rams | 16/0 | 0 | 0 | 0 | 0.0 | 0.0 | 0 | 0 | 0 | 0 | 0 | 0 | 0 | 0 |
| 2019 | Los Angeles Rams | | | | | | Injured Reserve | | | | | | | | |
| 2020 | Los Angeles Rams | 1/1 | 7 | 6 | 1 | 0.0 | 0.0 | 0 | 0 | 0 | 0 | 0 | 0 | 0 | 0 |
| **Totals** | | **17/1** | **7** | **6** | **1** | **0.0** | **0.0** | **0** | **0** | **0** | **0** | **0** | **0** | **0** | **0** |

**Postseason**

| | | | Tackles | | | | | Interceptions | | | | | Fumbles | | |
|---|---|---|---|---|---|---|---|---|---|---|---|---|---|---|---|
| Year | Team | G/S | Total | Solo | Asst. | Sacks | Yards | Int. | Yards | Long | TD | PD | FF | FR | Yards |
| 2018 | Los Angeles Rams | 3/0 | 0 | 0 | 0 | 0.0 | 0.0 | 0 | 0 | 0 | 0 | 0 | 0 | 0 | 0 |
| **Totals** | | **3/0** | **0** | **0** | **0** | **0.0** | **0.0** | **0** | **0** | **0** | **0** | **0** | **0** | **0** | **0** |

# Micah Kiser, Game-By-Game

## 2020 Los Angeles Rams

| Game | W/L | P/S | T | S | A | Sk | Yds | Int | Yds | Lg | TD | PD | FF | FR | Yds |
|---|---|---|---|---|---|---|---|---|---|---|---|---|---|---|---|
| Dal 9/13 | W | 1/1 | 7 | 6 | 1 | 0.0 | 0.0 | 0 | 0 | 0 | 0 | 0 | 0 | 0 | 0 |
| at Phi 9/20 | - | 0/0 | 0 | 0 | 0 | 0.0 | 0.0 | 0 | 0 | 0 | 0 | 0 | 0 | 0 | 0 |
| at Buf 9/27 | - | 0/0 | 0 | 0 | 0 | 0.0 | 0.0 | 0 | 0 | 0 | 0 | 0 | 0 | 0 | 0 |
| NYG 10/4 | - | 0/0 | 0 | 0 | 0 | 0.0 | 0.0 | 0 | 0 | 0 | 0 | 0 | 0 | 0 | 0 |
| at Was 10/11 | - | 0/0 | 0 | 0 | 0 | 0.0 | 0.0 | 0 | 0 | 0 | 0 | 0 | 0 | 0 | 0 |
| at SF 10/18 | - | 0/0 | 0 | 0 | 0 | 0.0 | 0.0 | 0 | 0 | 0 | 0 | 0 | 0 | 0 | 0 |
| Chi 10/26 | - | 0/0 | 0 | 0 | 0 | 0.0 | 0.0 | 0 | 0 | 0 | 0 | 0 | 0 | 0 | 0 |
| at Mia 11/1 | - | 0/0 | 0 | 0 | 0 | 0.0 | 0.0 | 0 | 0 | 0 | 0 | 0 | 0 | 0 | 0 |
| Sea 11/15 | - | 0/0 | 0 | 0 | 0 | 0.0 | 0.0 | 0 | 0 | 0 | 0 | 0 | 0 | 0 | 0 |
| at TB 11/23 | - | 0/0 | 0 | 0 | 0 | 0.0 | 0.0 | 0 | 0 | 0 | 0 | 0 | 0 | 0 | 0 |
| SF 11/29 | - | 0/0 | 0 | 0 | 0 | 0.0 | 0.0 | 0 | 0 | 0 | 0 | 0 | 0 | 0 | 0 |
| at Ari 12/6 | - | 0/0 | 0 | 0 | 0 | 0.0 | 0.0 | 0 | 0 | 0 | 0 | 0 | 0 | 0 | 0 |
| NE 12/10 | - | 0/0 | 0 | 0 | 0 | 0.0 | 0.0 | 0 | 0 | 0 | 0 | 0 | 0 | 0 | 0 |
| NYJ 12/19 | - | 0/0 | 0 | 0 | 0 | 0.0 | 0.0 | 0 | 0 | 0 | 0 | 0 | 0 | 0 | 0 |
| at Sea 12/27 | - | 0/0 | 0 | 0 | 0 | 0.0 | 0.0 | 0 | 0 | 0 | 0 | 0 | 0 | 0 | 0 |
| Ari 1/3/21 | - | 0/0 | 0 | 0 | 0 | 0.0 | 0.0 | 0 | 0 | 0 | 0 | 0 | 0 | 0 | 0 |
| **Totals** | **1-0** | **1/1** | **7** | **6** | **1** | **0.0** | **0.0** | **0** | **0** | **0** | **0** | **0** | **0** | **0** | **0** |

## 2019 Los Angeles Rams

| Game | W/L | P/S | T | S | A | Sk | Yds | Int | Yds | Lg | TD | PD | FF | FR | Yds |
|---|---|---|---|---|---|---|---|---|---|---|---|---|---|---|---|
| at CAR 9/8 | W | Injured Reserve | | | | | | | | | | | | | |
| NO 9/15 | W | Injured Reserve | | | | | | | | | | | | | |
| at Cle 9/22 | W | Injured Reserve | | | | | | | | | | | | | |
| TB 9/29 | L | Injured Reserve | | | | | | | | | | | | | |
| at Sea 10/3 | L | Injured Reserve | | | | | | | | | | | | | |
| SF 10/13 | L | Injured Reserve | | | | | | | | | | | | | |
| at Atl 10/20 | W | Injured Reserve | | | | | | | | | | | | | |
| Cin 10/27 | W | Injured Reserve | | | | | | | | | | | | | |
| at Pit 11/10 | L | Injured Reserve | | | | | | | | | | | | | |
| Chi 11/17 | W | Injured Reserve | | | | | | | | | | | | | |
| Bal 11/25 | L | Injured Reserve | | | | | | | | | | | | | |
| at Ari 12/1 | W | Injured Reserve | | | | | | | | | | | | | |
| Sea 12/8 | W | Injured Reserve | | | | | | | | | | | | | |
| at Dal 12/15 | L | Injured Reserve | | | | | | | | | | | | | |
| at SF 12/21 | L | Injured Reserve | | | | | | | | | | | | | |
| Ari 12/29 | W | Injured Reserve | | | | | | | | | | | | | |
| **Totals** | **9-7** | **0/0** | **0** | **0** | **0** | **0.0** | **0.0** | **0** | **0** | **0** | **0** | **0** | **0** | **0** | **0.0** |

## 2018 Los Angeles Rams

| Game | W/L | P/S | T | S | A | Sk | Yds | Int | Yds | Lg | TD | PD | FF | FR | Yds |
|---|---|---|---|---|---|---|---|---|---|---|---|---|---|---|---|
| at Oak 9/10 | W | 1/0 | 0 | 0 | 0 | 0.0 | 0.0 | 0 | 0 | 0 | 0 | 0 | 0 | 0 | 0 |
| Ari 9/16 | W | 1/0 | 0 | 0 | 0 | 0.0 | 0.0 | 0 | 0 | 0 | 0 | 0 | 0 | 0 | 0 |
| LAC 9/23 | W | 1/0 | 0 | 0 | 0 | 0.0 | 0.0 | 0 | 0 | 0 | 0 | 0 | 0 | 0 | 0 |
| Min 9/27 | W | 1/0 | 0 | 0 | 0 | 0.0 | 0.0 | 0 | 0 | 0 | 0 | 0 | 0 | 0 | 0 |
| at Sea 10/7 | W | 1/0 | 0 | 0 | 0 | 0.0 | 0.0 | 0 | 0 | 0 | 0 | 0 | 0 | 0 | 0 |
| at Den 10/14 | W | 1/0 | 0 | 0 | 0 | 0.0 | 0.0 | 0 | 0 | 0 | 0 | 0 | 0 | 0 | 0 |
| at SF 10/21 | W | 1/0 | 0 | 0 | 0 | 0.0 | 0.0 | 0 | 0 | 0 | 0 | 0 | 0 | 0 | 0 |
| GB 10/28 | W | 1/0 | 0 | 0 | 0 | 0.0 | 0.0 | 0 | 0 | 0 | 0 | 0 | 0 | 0 | 0 |
| at NO 11/4 | L | 1/0 | 0 | 0 | 0 | 0.0 | 0.0 | 0 | 0 | 0 | 0 | 0 | 0 | 0 | 0 |
| Sea 11/11 | W | 1/0 | 0 | 0 | 0 | 0.0 | 0.0 | 0 | 0 | 0 | 0 | 0 | 0 | 0 | 0 |
| KC 11/19 | W | 1/0 | 0 | 0 | 0 | 0.0 | 0.0 | 0 | 0 | 0 | 0 | 0 | 0 | 0 | 0 |
| at Det 12/2 | W | 1/0 | 0 | 0 | 0 | 0.0 | 0.0 | 0 | 0 | 0 | 0 | 0 | 0 | 0 | 0 |
| at Chi 12/9 | L | 1/0 | 0 | 0 | 0 | 0.0 | 0.0 | 0 | 0 | 0 | 0 | 0 | 0 | 0 | 0 |
| Phi 12/16 | L | 1/0 | 0 | 0 | 0 | 0.0 | 0.0 | 0 | 0 | 0 | 0 | 0 | 0 | 0 | 0 |
| at Ari 12/23 | W | 1/0 | 0 | 0 | 0 | 0.0 | 0.0 | 0 | 0 | 0 | 0 | 0 | 0 | 0 | 0 |
| SF 12/30 | W | 1/0 | 0 | 0 | 0 | 0.0 | 0.0 | 0 | 0 | 0 | 0 | 0 | 0 | 0 | 0 |
| **Totals** | **13-3** | **16/0** | **0** | **0** | **0** | **0.0** | **0.0** | **0** | **0** | **0** | **0** | **0** | **0** | **0** | **0** |

## 2018 Postseason

| Game | W/L | P/S | T | S | A | Sk | Yds | Int | Yds | Lg | TD | PD | FF | FR | Yds |
|---|---|---|---|---|---|---|---|---|---|---|---|---|---|---|---|
| Dal 1/12/19 * | W | 1/0 | 0 | 0 | 0 | 0.0 | 0.0 | 0 | 0 | 0 | 0 | 0 | 0 | 0 | 0 |
| at NO 1/20/19 ^ | W | 1/0 | 0 | 0 | 0 | 0.0 | 0.0 | 0 | 0 | 0 | 0 | 0 | 0 | 0 | 0 |
| NE 2/3/19 ! | L | 1/0 | 7 | 4 | 3 | 0.0 | 0.0 | 0 | 0 | 0 | 0 | 0 | 0 | 0 | 0 |
| **Totals** | **2-1** | **3/0** | **0** | **0** | **0** | **0.0** | **0.0** | **0** | **0** | **0** | **0** | **0** | **0** | **0** | **0** |

* Denotes NFC Divisional Playoff Game, ^ Denotes NFC Championship Game, ! Denotes Super Bowl LIII



# 10 Cooper Kupp

Wide Receiver • Eastern Washington • Yakima, Wash.

**Ht./Wt.:** 6-2/208
**NFL Exp.:** 4 (4th Rams)
**GP/GS, (Playoffs):** 40/28, (1/0)
**Birth Date:** 6/15/1993
**Acquired:** D3A-'17 (No. 69 Overall)

**Transactions:** Selected by the Rams in the third round (69th overall) of the 2017 NFL Draft (4/29/17).

**Pro:** Started 28-of-40 career games played...led the Rams in receptions (94) and is second in receiving yards (1,161) in 2019...recorded first 1,000-yard season of his career in 2019... led the Rams in receiving yards (869) and ranked second in receptions (62) in his rookie season...named to the PFWA All-Rookie team in 2017.

**2020 Season:** Named a team captain for the 2020 season... **vs. Dallas (9/13):** Hauled in four receptions for 40 yards to open the season...averaged 10 yards per reception including a 15-yard reception.

**2019 Season:** Enters third professional season with the Rams...returned from season-ending injury in 2018...recorded first 1,000 yard season of his professional career...led the Rams in receptions (94) and finished second in receiving yards (1,161)...94 receptions ranks fourth-most by a Ram in a single season...caught 10 touchdown passes on the year, becoming the first Ram to do so since 2006...established career-high 220 receiving yards in Week 8 vs. Cincinnati...attempted one pass, which landed incomplete...**at Carolina (9/8):** Started in first appearance following a season-ending injury in 2018... posted seven receptions for 46 yards...averaged 6.6 yards per reception...played 69 snaps in first game action since Week 10 of 2018...**vs. New Orleans (9/15):** Started at wide receiver... notched five receptions for 120 yards...long reception of 66 yards in fourth quarter, which was L.A.'s longest play from scrimmage since his 70-yard reception in Week 4 of the 2018 season... added one rushing attempt for six yards...**at Cleveland (9/22):** Started at wide receiver...recorded a career-high 11 catches for 102 yards and two touchdowns...second multi-touchdown game of his career...caught his 12th and 13th touchdowns from QB Jared Goff, the most of any receiver Goff has played with... played all but one snap on offense...**vs. Tampa Bay (9/29):** Started at wide receiver...caught nine passes for 121 yards... recorded his second-consecutive 100-yard game...caught his third touchdown of the year and his 14th from QB Jared Goff... played 92 offensive snaps (94 percent)...**at Seattle (10/3):** Caught nine passes for 117 yards...recorded over 100 receiving yards in fourth-consecutive game for the first time in his career... caught 15th-career touchdown...played 48 offensive snaps...**vs. San Francisco (10/13):** Started at wide receiver...caught four passes for 17 yards...played 45 offensive snaps (85 percent)... **at Atlanta (10/20):** Started at wide receiver...caught a team-high six passes for 50 yards...long reception of 17 yards...eclipsed the 2,000-yard receiving threshold for his career...**vs. Cincinnati (10/27):** Started at wide receiver...totaled a career-high 220 receiving yards on seven catches...caught one touchdown on a 65-yard completion...had 165 receiving yards in the first half, the most by a Rams receiver in a half since 1999...became 15th player in franchise history to total 200-plus receiving yards in a game...most receiving yards in a game by a Ram since 1997... **at Pittsburgh (11/10):** Started at wide receiver...targeted four times...played 71 offensive snaps (92 percent)...**vs. Chicago (11/17):** Started at wide receiver...caught three passes for 53 yards...connected with QB Jared Goff on a 50-yard completion, the third time this season the duo connected on a 50-plus-yard completion...**vs. Baltimore (11/25):** Started at wide receiver... caught six passes for 35 yards, establishing a single-season career high in receiving yards...**at Arizona (12/1):** Started at wide receiver...caught six passes for 65 yards...caught his sixth touchdown of the season and the 17th of his career...averaged 10.8 yards per catch...**vs. Seattle (12/8):** Caught four passes for 45 yards...caught his seventh touchdown pass of the season, giving him a single-season career-high...**at Dallas (12/15):** Started at wide receiver...caught six passes for 41 yards...caught one touchdown, his career-best eighth of the season...**at San Francisco (12/21):** Started at wide receiver...caught four passes for 31 yards...hauled in his ninth touchdown reception of the season, a 22-yard connection with QB Jared Goff...**vs. Arizona (12/29):** Started at wide receiver...caught seven passes for 99 yards...added one touchdown reception, his 10th of the season.

**2018 Season:** Placed on injured reserve (11/19/18)...**at Oakland (9/10):** Started at wide receiver...hauled in five receptions for 52 yards and one touchdown...**vs. Arizona (9/16):** Notched six receptions for 63 yards...served as the holder on one successful field goal and PAT attempt...**vs. Chargers (9/23):** Tallied four catches for 71 yards and a touchdown...registered a long of 53 yards...crossed the 1,000-yard receiving mark for his career... added one rushing attempt...**vs. Vikings (9/27):** Posted personal bests across the board including nine receptions for 162 yards and two touchdowns...averaged 18.0 yards per reception...recorded a new career-long 70-yard reception for a touchdown...also the longest scoring play for the team this season...added one punt return for four yards...**at Seattle (10/7):** Notched six catches for 90 yards and one touchdown...his third-consecutive game with a touchdown catch...averaged 15.0 yards per reception...left the game with an injury and did not play the second half...**at Denver (10/14):** Started at wide receiver...played 28 offensive snaps prior to leaving the game due to injury...recorded one rushing attempt for 12 yards...**at San Francisco (10/21):** Declared inactive...**vs. Green Bay (10/28):** Declared inactive...**at New Orleans (11/4):** Started at wide receiver...caught five passes for 89 yards, one touchdown and an average of 17.8 yards per catch...his longest reception was a 41-yard touchdown in the fourth quarter...set a new single-season career-high with six receiving touchdowns... named an honorary team captain...**vs. Seattle (11/11):** Started at wide receiver...hauled in five passes for 39 yards prior to leaving the game with an injury in the fourth quarter...recorded his 100th career reception to become the 60th player to reach the century mark for receptions in Rams history...his longest reception was 25 yards.

**2017 Season:** Started in six-of-15 games and played in one postseason game...tallied 62 receptions for 869 yards and five touchdowns in regular season action...led the team in receiving yards...set the Rams rookie record for receptions...named to PFWA All-Rookie team...**Wild Card vs. Atlanta (1/6/18):** Saw action at wide receiver...tallied eight receptions for 69 yards and one touchdown...became the first Rams rookie in franchise history to catch eight passes in a postseason game...**at Tennessee (12/24):** Started at wide receiver...registered four receptions for 65 yards and one touchdown...**vs. Philadelphia (12/10):** Started at wide receiver...hauled in five receptions for a career-high 118 yards, including a career-long 64-yard reception and one touchdown...

posted his second-career 100-plus yard game...**at Arizona (12/3):** Started at wide receiver...registered five receptions for 68 yards... **vs. New Orleans (11/26):** Saw action at wide receiver...recorded a career high in receptions (eight) for 116 receiving yards...first 100-plus yard game of his career...**at Minnesota (11/19):** Started at wide receiver...hauled in six receptions for 64 yards...**at New York Giants (11/5):** Made first career start at wide receiver... recorded three receptions for 54 yards...**vs. Arizona (10/22):** Saw action at wide receiver...hauled in four receptions for 51 yards and a touchdown...**at Dallas (10/1):** Saw action at wide receiver...had five receptions for 60 yards and a touchdown...**vs. Indianapolis (9/10):** Saw action at wide receiver and had four receptions for a game-high 76 yards and a touchdown.

**College:** Kupp was a consensus FCS All-American for the four-straight seasons...earned First-Team All-America honors on all eight 2016 teams announced, bringing his total of All-America honors won in four seasons to 30 (all first-team, including nine in 2013, six in 2014, seven in 2015 and eight in 2016)...in addition, he earned 14 different national player of the year accolades in his career and was a three-time Academic All-America selection... in 2016, Kupp became the first wide receiver and just the fourth player overall in the 54-year history of the Big Sky Conference to earn First Team All-Big Sky honors four seasons...in 2015, Kupp became only the second wide receiver in 42 years to capture the Big Sky Conference Offensive MVP Award, then became one of only 10 repeat winners in league history in 2016...also a two-time team co-captain, honored four times on the Big Sky Conference All-Academic team and was twice selected as an Academic All-Star by the FCS Athletic Director's Association...he was honored as Big Sky Conference Player of the Week six times in his career – four times on offense and twice on special teams... Kupp established 15 FCS, 11 Big Sky and 26 EWU records in his illustrious 52-game Eastern career (all as a starter), and added a collegiate all-division mark...his 6,464 yards, 428 receptions, 73 touchdown catches, 124.3 average yards per game and 1.40 average touchdowns per game were all FCS records.

**Personal:** Attended Davis High School where he was a two-way All-State selection...earned First-Team 4A All-State honors as a defensive back and honorable mention accolades as a wide receiver from the Associated Press...finished his senior season with 60 receptions for 1,059 yards (17.7 per catch) and 18 touchdowns, and scored 22 total touchdowns to set a school record...married to the former Anna Croskrey...parents are Craig and Karin Kupp, who were both inducted into the Pacific Lutheran University Hall of Fame in 2003...his father was a fifth-round draft pick by the New York Giants in 1990 and played in 1991 for the Phoenix Cardinals and the Dallas Cowboys...his grandfather, Jake Kupp, was an offensive lineman for the University of Washington and was drafted by the Dallas Cowboys in the 1964 NFL draft and played from 1964-75 with stints with the Washington Football Team, New Orleans Saints and Atlanta Falcons... he was named to the NFL All-Rookie team and was inducted into the New Orleans Saints Hall of Fame in 1991...earned his bachelor's degree in economics. He and his wife, Anna, have one son.

# Cooper Kupp, NFL Statistics

## Regular Season

| | | | Receiving | | | | | Rushing | | | |
|---|---|---|---|---|---|---|---|---|---|---|---|
| Year | Team | G/S | No. | Yards | Avg. | Long | TD | Att. | Yards | Avg. | Long | TD |
| 2017 | Los Angeles Rams | 15/6 | 62 | 869 | 14.0 | 64 | 5 | 0 | 0 | 0.0 | 0 | 0 |
| 2018 | Los Angeles Rams | 8/8 | 40 | 566 | 14.2 | 70t | 6 | 4 | 25 | 6.3 | 12 | 0 |
| 2019 | Los Angeles Rams | 16/14 | 94 | 1,161 | 12.4 | 66 | 10 | 2 | 4 | 2.0 | 6 | 0 |
| 2020 | Los Angeles Rams | 1/0 | 4 | 40 | 10.0 | 15 | 0 | 0 | 0 | 0.0 | 0 | 0 |
| **Totals** | | **40/28** | **196** | **2,596** | **13.2** | **70t** | **21** | **6** | **29** | **4.8** | **12** | **0** |

## Postseason

| | | | Receiving | | | | | Rushing | | | |
|---|---|---|---|---|---|---|---|---|---|---|---|
| Year | Team | G/S | No. | Yards | Avg. | Long | TD | Att. | Yards | Avg. | Long | TD |
| 2017 | Los Angeles Rams | 1/0 | 8 | 69 | 8.6 | 15 | 1 | 0 | 0 | 0.0 | 0 | 0 |
| **Totals** | | **1/0** | **8** | **69** | **8.6** | **15** | **1** | **0** | **0** | **0.0** | **0** | **0** |

**Additional Career Statistics:** Returned one punt for four yards vs. Minnesota (9/27/18)...career passing stats: 0/2.

# Cooper Kupp, Game-By-Game

### 2020 Los Angeles Rams

| | | | Receiving | | | | | Rushing | | | | |
|---|---|---|---|---|---|---|---|---|---|---|---|---|
| Game | W/L | P/S | No. | Yards | Avg. | Long | TD | Att. | Yards | Avg. | Long | TD |
| Dal 9/13 | W | 1/0 | 4 | 40 | 10.0 | 15 | 0 | 0 | 0 | 0.0 | 0 | 0 |
| at Phi 9/20 | - | 0/0 | 0 | 0 | 0.0 | 0 | 0 | 0 | 0 | 0.0 | 0 | 0 |
| at Buf 9/27 | - | 0/0 | 0 | 0 | 0.0 | 0 | 0 | 0 | 0 | 0.0 | 0 | 0 |
| NYG 10/4 | - | 0/0 | 0 | 0 | 0.0 | 0 | 0 | 0 | 0 | 0.0 | 0 | 0 |
| at Was 10/11 | - | 0/0 | 0 | 0 | 0.0 | 0 | 0 | 0 | 0 | 0.0 | 0 | 0 |
| at SF 10/18 | - | 0/0 | 0 | 0 | 0.0 | 0 | 0 | 0 | 0 | 0.0 | 0 | 0 |
| Chi 10/26 | - | 0/0 | 0 | 0 | 0.0 | 0 | 0 | 0 | 0 | 0.0 | 0 | 0 |
| at Mia 11/1 | - | 0/0 | 0 | 0 | 0.0 | 0 | 0 | 0 | 0 | 0.0 | 0 | 0 |
| Sea 11/15 | - | 0/0 | 0 | 0 | 0.0 | 0 | 0 | 0 | 0 | 0.0 | 0 | 0 |
| at TB 11/23 | - | 0/0 | 0 | 0 | 0.0 | 0 | 0 | 0 | 0 | 0.0 | 0 | 0 |
| SF 11/29 | - | 0/0 | 0 | 0 | 0.0 | 0 | 0 | 0 | 0 | 0.0 | 0 | 0 |
| at Ari 12/6 | - | 0/0 | 0 | 0 | 0.0 | 0 | 0 | 0 | 0 | 0.0 | 0 | 0 |
| NE 12/10 | - | 0/0 | 0 | 0 | 0.0 | 0 | 0 | 0 | 0 | 0.0 | 0 | 0 |
| NYJ 12/19 | - | 0/0 | 0 | 0 | 0.0 | 0 | 0 | 0 | 0 | 0.0 | 0 | 0 |
| at Sea 12/27 | - | 0/0 | 0 | 0 | 0.0 | 0 | 0 | 0 | 0 | 0.0 | 0 | 0 |
| Ari 1/3/21 | - | 0/0 | 0 | 0 | 0.0 | 0 | 0 | 0 | 0 | 0.0 | 0 | 0 |
| **Totals** | **1-0** | **1/0** | **4** | **40** | **10.0** | **15** | **0** | **0** | **0** | **0.0** | **0** | **0** |

### 2018 Los Angeles Rams

| | | | Receiving | | | | | Rushing | | | | |
|---|---|---|---|---|---|---|---|---|---|---|---|---|
| Game | W/L | P/S | No. | Yards | Avg. | Long | TD | Att. | Yards | Avg. | Long | TD |
| at Oak 9/10 | W | 1/1 | 5 | 52 | 10.4 | 12 | 1 | 2 | 10 | 8.0 | 12 | 0 |
| Ari 9/16 | W | 1/1 | 6 | 63 | 10.5 | 29 | 0 | 0 | 0 | 0.0 | 0 | 0 |
| LAC 9/23 | W | 1/1 | 4 | 71 | 17.8 | **53t** | 1 | 1 | -3 | -3.0 | -3 | 0 |
| Min 9/27 | W | 1/1 | 9 | 162 | 18.0 | **70t** | 2 | 0 | 0 | 0.0 | 0 | 0 |
| at Sea 10/7 | W | 1/1 | 6 | 90 | 15.0 | 27 | 1 | 0 | 0 | 0.0 | 0 | 0 |
| at Den 10/14 | W | 1/1 | 0 | 0 | 0.0 | 0 | 0 | 1 | 12 | 12.0 | 12 | 0 |
| at SF 10/21 | W | 0/0 | Declared inactive | | | | | | | | | |
| GB 10/28 | W | 0/0 | Declared inactive | | | | | | | | | |
| at NO 11/4 | L | 1/1 | 5 | 89 | 17.8 | **41t** | 1 | 0 | 0 | 0.0 | 0 | 0 |
| Sea 11/11 | W | 1/1 | 5 | 39 | 7.8 | 25 | 0 | 0 | 0 | 0.0 | 0 | 0 |
| KC 11/19 | W | 0/0 | Injured reserve (IR) | | | | | | | | | |
| at Det 12/2 | | | | | | | | | | | | |
| at Chi Phi 12/9 | | | | | | | | | | | | |
| Phi 12/16 | | | | | | | | | | | | |
| at Ari 12/23 | | | | | | | | | | | | |
| SF 12/30 | | | | | | | | | | | | |
| **Totals** | **10-1** | **8/8** | **40** | **566** | **14.2** | **70t** | **6** | **4** | **25** | **6.3** | **12** | **0** |

### 2019 Los Angeles Rams

| | | | Receiving | | | | | Rushing | | | | |
|---|---|---|---|---|---|---|---|---|---|---|---|---|
| Game | W/L | P/S | No. | Yards | Avg. | Long | TD | Att. | Yards | Avg. | Long | TD |
| at Car 9/8 | W | 1/1 | 7 | 46 | 6.6 | 10 | 0 | 0 | 0 | 0 | 0 | 0 |
| NO 9/15 | W | 1/1 | 5 | 120 | 24.0 | 66 | 0 | 1 | 6 | 6.0 | 6 | 0 |
| at Cle 9/22 | W | 1/1 | 11 | 101 | 9.3 | 22 | 2 | 0 | 0 | 0.0 | 0 | 0 |
| TB 9/29 | L | 1/1 | 9 | 121 | 13.4 | 29 | 1 | 1 | -2 | -2.0 | -2 | 0 |
| at Sea 10/3 | L | 1/0 | 9 | 117 | 13.0 | 26 | 1 | 0 | 0 | 0.0 | 0 | 0 |
| SF 10/13 | L | 1/1 | 4 | 17 | 4.3 | 6 | 0 | 0 | 0 | 0.0 | 0 | 0 |
| at Atl 10/20 | W | 1/1 | 6 | 50 | 8.3 | 17 | 0 | 0 | 0 | 0.0 | 0 | 0 |
| Cin 10/27 | W | 1/1 | 7 | 220 | 31.4 | **65** | 1 | 0 | 0 | 0.0 | 0 | 0 |
| at Pit 11/10 | L | 1/1 | 0 | 0 | 0.0 | 0 | 0 | 0 | 0 | 0.0 | 0 | 0 |
| Chi 11/17 | W | 1/1 | 3 | 53 | 17.7 | 50 | 0 | 0 | 0 | 0.0 | 0 | 0 |
| Bal 11/25 | L | 1/1 | 6 | 35 | 5.8 | 9 | 0 | 0 | 0 | 0.0 | 0 | 0 |
| at Ari 12/1 | W | 1/1 | 6 | 65 | 10.8 | 27 | 1 | 0 | 0 | 0.0 | 0 | 0 |
| Sea 12/8 | W | 1/0 | 4 | 45 | 11.3 | 21 | 1 | 0 | 0 | 0.0 | 0 | 0 |
| at Dal 12/15 | L | 1/1 | 6 | 41 | 6.8 | 11 | 1 | 0 | 0 | 0.0 | 0 | 0 |
| SF TBD | L | 1/1 | 4 | 31 | 7.8 | 22t | 1 | 0 | 0 | 0.0 | 0 | 0 |
| Ari 12/29 | W | 1/1 | 7 | 99 | 14.1 | 24 | 1 | 0 | 0 | 0.0 | 0 | 0 |
| **Totals** | **9-7** | **16/14** | **94** | **1,161** | **12.4** | **66** | **10** | **2** | **4** | **2.0** | **6** | **0** |

### 2017 Los Angeles Rams

| | | | Receiving | | | | | Rushing | | | | |
|---|---|---|---|---|---|---|---|---|---|---|---|---|
| Game | W/L | P/S | No. | Yards | Avg. | Long | TD | Att. | Yards | Avg. | Long | TD |
| Ind 9/10 | W | 1/0 | 4 | 76 | 19.0 | 28 | 1 | 0 | 0 | 0.0 | 0 | 0 |
| Was 9/17 | L | 1/0 | 3 | 33 | 11.0 | 17 | 0 | 0 | 0 | 0.0 | 0 | 0 |
| at SF 9/21 | W | 1/0 | 2 | 17 | 17.0 | 13 | 0 | 0 | 0 | 0.0 | 0 | 0 |
| at Dal 10/1 | W | 1/0 | 5 | 60 | 12.0 | 24 | 1 | 0 | 0 | 0.0 | 0 | 0 |
| Sea 10/8 | L | 1/0 | 3 | 44 | 14.7 | 19 | 0 | 0 | 0 | 0.0 | 0 | 0 |
| at Jax 10/15 | W | 1/0 | 2 | 35 | 17.5 | 22 | 0 | 0 | 0 | 0.0 | 0 | 0 |
| Ari 10/22 | W | 1/0 | 4 | 51 | 12.8 | 18 | 1 | 0 | 0 | 0.0 | 0 | 0 |
| at NYG 11/5 | W | 1/1 | 3 | 54 | 18.0 | 35 | 0 | 0 | 0 | 0.0 | 0 | 0 |
| Hou 11/12 | W | 1/0 | 6 | 47 | 7.8 | 19 | 0 | 0 | 0. | 0.0 | 0 | 0 |
| at Min 11/19 | L | 1/1 | 6 | 64 | 10.7 | 23 | 0 | 0 | 0 | 0.0 | 0 | 0 |
| NO 11/26 | W | 1/0 | 8 | 116 | 14.5 | 53 | 0 | 0 | 0 | 0.0 | 0 | 0 |
| at Ari 12/3 | W | 1/1 | 5 | 68 | 13.6 | 25 | 0 | 0 | 0 | 0.0 | 0 | 0 |
| Phi 12/10 | L | 1/1 | 5 | 118 | 23.6 | 64 | 1 | 0 | 0 | 0.0 | 0 | 0 |
| at Sea 12/17 | W | 1/1 | 2 | 21 | 10.5 | 15 | 0 | 0 | 0 | 0.0 | 0 | 0 |
| at Ten 12/24 | W | 1/1 | 4 | 65 | 16.3 | 34 | 1 | 0 | 0 | 0.0 | 0 | 0 |
| SF 12/31 | L | Did Not Play | | | | | | | | | | |
| **Totals** | **11-5** | **15/6** | **62** | **869** | **14.0** | **64** | **5** | **0** | **0** | **0.0** | **0** | **0** |
| **2017 Postseason** | | | | | | | | | | | | |
| Atl 1/6/18 | L | 1/0 | 8 | 69 | 8.6 | 15 | 1 | 0 | 0 | 0.0 | 0 | 0 |
| **Totals** | **0-1** | **1/0** | **8** | **69** | **8.6** | **15** | **1** | **0** | **0** | **0.0** | **0** | **0** |



# 25 David Long Jr.

Cornerback • Michigan • Los Angeles, Calif.

**Ht./Wt.:** 5-11/196
**NFL Exp.:** 2 (2nd Rams)
**GP/GS, (Playoffs):** 9/0, (0/0)
**Birth Date:** 2/6/1998
**Acquired:** D3B-'18 (No. 79 Overall)

**Transactions:** Selected by the Rams in the third round (79th overall) of the 2019 NFL Draft (4/26/19).

**Pro:** Has appeared in nine games...recorded eight tackles on defense and two on special teams.

**2020 Season: vs. Dallas (9/13)**: Appeared in the season opener on 14 special teams snaps (56 percent)...did not record any stats.

**2019 Season:** Appeared in eight games in his rookie campaign... tallied eight tackles (seven solo) defensively...made NFL debut in Week 7 game at Atlanta where he recorded one tackle defensively...**at Carolina (9/8):** Declared inactive...**vs. New Orleans (9/15):** Declared inactive...**at Cleveland (9/22):** Declared inactive...**vs. Tampa Bay (9/29):** Declared inactive...**at Seattle (10/3):** Declared inactive...**vs. San Francisco (10/13):** Declared inactive...**at Atlanta (10/20):** Made professional debut after being inactive for first six weeks of the season...recorded one solo tackle on defense while playing nine snaps (16 percent)...**vs. Cincinnati (10/27):** Saw action on special teams where he played 14 snaps (58 percent)...**at Pittsburgh (11/10):** Recorded one tackle on special teams where he played 28 snaps (78 percent)... **vs. Chicago (11/17):** Recorded one solo tackle defensively, while playing 15 snaps (20 percent)...added a tackle on special teams where he played 19 snaps (76 percent)...**vs. Baltimore (11/25):** Recorded one solo tackle defensively while playing seven snaps (nine percent)...also played 18 snaps on special teams (67 percent)...**at Arizona (12/1):** Recorded two solo tackles and added one pass defensed while playing 27 defensive snaps (42 percent)...**vs. Seattle (12/8):** Declared inactive...**at Dallas (12/15):** Declared inactive...**at San Francisco (12/21):** Played 21 snaps on special teams (60 percent)...did not record any stats...**vs. Arizona (12/29):** Recorded three tackles (two solo) and defensed one pass while playing 52 defensive snaps (76 percent).

**College:** Two-year letterman at Michigan...played in 30 contests during his career with 26 starts at cornerback...started every game at cornerback during the 2017 and 2018 seasons...recorded 17 pass breakups, three interceptions, an assisted sack, two tackles for loss and 38 total stops during his career...2018 All-Big Ten First-Team honoree...2017 All-Big Ten honorable mention...as a junior in 2018, earned second varsity letter...started all 13 games at cornerback...All-Big Ten First-Team (coaches)...All-Big Ten Third-Team (media)...named the team's defensive skill player of the year...registered 17 tackles, one interception and nine passed defensed...earned his first varsity letter as a sophomore in 2017... earned All-Big Ten honorable mention (media)...started all 13 games at cornerback...contributed 21 tackles, two tackles for loss, an assisted sack, two interceptions and eight pass breakups... earned his first career start at cornerback against Florida in the Advocare Classic...played in four games as a freshman in 2016... made college debut as backup cornerback vs. Hawaii...played on special teams against Colorado...saw action at cornerback vs. Penn State...played cornerback and special teams against Rutgers.

**Personal:** Attended Loyola High School (2016) coached by Marvin Sanders...recorded 19 tackles, five pass breakups and one interception as a senior...caught 25 passes for 525 yards and seven touchdowns as a senior...participated in 2016 U.S. Army All-American Bowl...was enrolled in the College of Literature, Science and the Arts, majored in sociology at Michigan.

# David Long Jr., NFL Statistics

**Regular Season**

| | | | Tackles | | | | | Interceptions | | | | | Fumbles | | |
|---|---|---|---|---|---|---|---|---|---|---|---|---|---|---|---|
| **Year** | **Team** | **G/S** | **Total** | **Solo** | **Asst.** | **Sacks** | **Yards** | **Int.** | **Yards** | **Long** | **TD** | **PD** | **FF** | **FR** | **Yards** |
| 2019 | Los Angeles Rams | 8/0 | 8 | 7 | 1 | 0.0 | 0.0 | 0 | 0 | 0 | 0 | 2 | 0 | 0 | 0 |
| 2020 | Los Angeles Rams | 1/0 | 0 | 0 | 0 | 0.0 | 0.0 | 0 | 0 | 0 | 0 | 0 | 0 | 0 | 0 |
| **Totals** | | **9/0** | **8** | **7** | **1** | **0.0** | **0.0** | **0** | **0** | **0** | **0** | **2** | **0** | **0** | **0** |

Special Teams Tackles: 2019 (2)

# David Long Jr., Game-By-Game

**2020 Los Angeles Rams**

| Game | W/L | P/S | T | S | A | Sk | Yds | Int | Yds | Lg | TD | PD | FF | FR | Yds |
|---|---|---|---|---|---|---|---|---|---|---|---|---|---|---|---|
| Dal 9/13 | W | 1/0 | 0 | 0 | 0 | 0.0 | 0.0 | 0 | 0 | 0 | 0 | 0 | 0 | 0 | 0 |
| at Phi 9/20 | - | 0/0 | 0 | 0 | 0 | 0.0 | 0.0 | 0 | 0 | 0 | 0 | 0 | 0 | 0 | 0 |
| at Buf 9/27 | - | 0/0 | 0 | 0 | 0 | 0.0 | 0.0 | 0 | 0 | 0 | 0 | 0 | 0 | 0 | 0 |
| NYG 10/4 | - | 0/0 | 0 | 0 | 0 | 0.0 | 0.0 | 0 | 0 | 0 | 0 | 0 | 0 | 0 | 0 |
| at Was 10/11 | - | 0/0 | 0 | 0 | 0 | 0.0 | 0.0 | 0 | 0 | 0 | 0 | 0 | 0 | 0 | 0 |
| at SF 10/18 | - | 0/0 | 0 | 0 | 0 | 0.0 | 0.0 | 0 | 0 | 0 | 0 | 0 | 0 | 0 | 0 |
| Chi 10/26 | - | 0/0 | 0 | 0 | 0 | 0.0 | 0.0 | 0 | 0 | 0 | 0 | 0 | 0 | 0 | 0 |
| at Mia 11/1 | - | 0/0 | 0 | 0 | 0 | 0.0 | 0.0 | 0 | 0 | 0 | 0 | 0 | 0 | 0 | 0 |
| Sea 11/15 | - | 0/0 | 0 | 0 | 0 | 0.0 | 0.0 | 0 | 0 | 0 | 0 | 0 | 0 | 0 | 0 |
| at TB 11/23 | - | 0/0 | 0 | 0 | 0 | 0.0 | 0.0 | 0 | 0 | 0 | 0 | 0 | 0 | 0 | 0 |
| SF 11/29 | - | 0/0 | 0 | 0 | 0 | 0.0 | 0.0 | 0 | 0 | 0 | 0 | 0 | 0 | 0 | 0 |
| at Ari 12/6 | - | 0/0 | 0 | 0 | 0 | 0.0 | 0.0 | 0 | 0 | 0 | 0 | 0 | 0 | 0 | 0 |
| NE 12/10 | - | 0/0 | 0 | 0 | 0 | 0.0 | 0.0 | 0 | 0 | 0 | 0 | 0 | 0 | 0 | 0 |
| NYJ 12/19 | - | 0/0 | 0 | 0 | 0 | 0.0 | 0.0 | 0 | 0 | 0 | 0 | 0 | 0 | 0 | 0 |
| at Sea 12/27 | - | 0/0 | 0 | 0 | 0 | 0.0 | 0.0 | 0 | 0 | 0 | 0 | 0 | 0 | 0 | 0 |
| Ari 1/3/21 | - | 0/0 | 0 | 0 | 0 | 0.0 | 0.0 | 0 | 0 | 0 | 0 | 0 | 0 | 0 | 0 |
| **Totals** | **1-0** | **1/0** | **0** | **0** | **0** | **0.0** | **0.0** | **0** | **0** | **0** | **0** | **0** | **0** | **0** | **0** |

**2019 Los Angeles Rams**

| Game | W/L | P/S | T | S | A | Sk | Yds | Int | Yds | Lg | TD | PD | FF | FR | Yds |
|---|---|---|---|---|---|---|---|---|---|---|---|---|---|---|---|
| at CAR 9/8 | W | 0/0 | | | | | | Inactive | | | | | | | |
| NO 9/15 | W | 0/0 | | | | | | Inactive | | | | | | | |
| at Cle 9/22 | W | 0/0 | | | | | | Inactive | | | | | | | |
| TB 9/29 | L | 0/0 | | | | | | Inactive | | | | | | | |
| at Sea 10/3 | L | 0/0 | | | | | | Inactive | | | | | | | |
| SF 10/13 | L | 0/0 | | | | | | Inactive | | | | | | | |
| at Atl 10/20 | W | 1/0 | 1 | 1 | 0 | 0.0 | 0.0 | 0 | 0 | 0 | 0 | 0 | 0 | 0 | 0 |
| Cin 10/27 | W | 1/0 | 0 | 0 | 0 | 0.0 | 0.0 | 0 | 0 | 0 | 0 | 0 | 0 | 0 | 0 |
| at Pit 11/10 | L | 1/0 | 0 | 0 | 0 | 0.0 | 0.0 | 0 | 0 | 0 | 0 | 0 | 0 | 0 | 0 |
| Chi 11/17 | W | 1/0 | 1 | 1 | 0 | 0.0 | 0.0 | 0 | 0 | 0 | 0 | 0 | 0 | 0 | 0 |
| Bal 11/25 | L | 1/0 | 1 | 1 | 0 | 0.0 | 0.0 | 0 | 0 | 0 | 0 | 0 | 0 | 0 | 0 |
| at Ari 12/1 | W | 1/0 | 2 | 2 | 0 | 0.0 | 0.0 | 0 | 0 | 0 | 0 | 1 | 0 | 0 | 0 |
| Sea 12/8 | W | | | | | | | Inactive | | | | | | | |
| at Dal 12/15 | L | | | | | | | Inactive | | | | | | | |
| at SF 12/21 | L | 1/0 | 0 | 0 | 0 | 0.0 | 0.0 | 0 | 0 | 0 | 0 | 0 | 0 | 0 | 0 |
| Ari 12/29 | W | 1/0 | 3 | 2 | 1 | 0.0 | 0.0 | 0 | 0 | 0 | 0 | 1 | 0 | 0 | 0 |
| **Totals** | **9-7** | **8/0** | **8** | **7** | **1** | **0.0** | **0.0** | **0** | **0** | **0** | **0** | **2** | **0** | **0** | **0** |



# 44 Jake McQuaide

Long Snapper • Ohio St. • Cincinnati, Ohio

**Ht./Wt.:** 6-2/235
**NFL Exp.:** 10 (10 Rams)
**GP/GS, (Playoffs):** 145/0, (4/0)
**Birth Date:** 12/7/1987
**Acquired:** UDFA-'11

**Transactions:** Signed a contact extension in the 2018 offseason...Signed a four-year contract extension in July 2013 to extend his contract into 2017.Signed with the Rams (7/27/11).

**Pro:** 10th-year pro has played in all 145 regular season games of his career...tallied 1,301 clean snaps through first nine seasons... has made 10 tackles on special teams...received Pro Bowl honors in 2016 and 2017.

**2020 Season: vs. Dallas (9/13):** Saw action at long snapper and tallied eight clean snaps in the season opener against Dallas.

**2019 Season:** Appeared in all 16 games...tallied 134 snaps on the year...**at Carolina (9/8):** Saw action at long snapper and completed 12 clean snaps...played 12 snaps on special teams (34 percent)...**vs. New Orleans (9/15):** Saw action at long snapper and completed nine clean snaps...played nine snaps on special teams (33 percent)...**at Cleveland (9/22):** Saw action at long snapper and completed seven clean snaps...played seven snaps on special teams (29 percent)...**vs. Tampa Bay (9/29):** Saw action at long snapper and completed eight clean snaps... **at Seattle (10/3):** Saw action at long snapper and completed 10 clean snaps...**vs. San Francisco (10/13):** Saw action at long snapper and completed six clean snaps...**at Atlanta (10/20):** Saw action at long snapper and completed 10 clean snaps...**vs. Cincinnati (10/27):** Saw action at long snapper and completed nine clean snaps...**at Pittsburgh (11/10):** Saw action at long snapper and completed 11 clean snaps...**vs. Chicago (11/17):** Saw action at long snapper and completed nine clean snaps...**vs. Baltimore (11/25):** Saw action at long snapper and completed six clean snaps...**at Arizona (12/1):** Saw action at long snapper and completed 11 clean snaps...**vs. Seattle (12/8):** Saw action at long snapper and completed eight clean snaps...**at Dallas (12/15):** Saw action at long snapper and completed six clean snaps...**at San Francisco (12/21):** Saw action at long snapper and registered 12 clean snaps...**vs. Arizona (12/29):** Saw action at long snapper and registered nine clean snaps.

**2018 Season:** Played in all 16 regular season games and three postseason contests, including Super Bowl LIII...added one special teams tackle on the season...**at Oakland (9/10):** Saw action at long snapper and recorded 10 clean snaps...added one special teams tackle...**at San Francisco (10/21):** Saw action at long snapper...tallied 11 clean snaps...**vs. Green Bay (10/28):** Saw action at long snapper...logged 10 clean snaps...**vs. Kansas City (11/19):** Saw action at long snapper...compiled a season-high 13 clean snaps...**vs. San Francisco (12/30):** Saw action at long snapper...posted 11 clean snaps...**Divisional Round vs. Dallas (1/12/19):** Saw action at long snapper...registered eight clean snaps...**Championship Round at New Orleans (1/20/19):** Saw action at long snapper...compiled 10 clean snaps...**Super Bowl LIII (2/3/19):** Saw action at long snapper...totaled a postseason career-high 11 clean snaps.

**2017 Season:** Recorded 151 consecutive clean snaps...had one special teams tackle...named to his second-consecutive Pro Bowl...**vs. Indianapolis (9/10):** Saw action at long snapper and recorded 13 clean snaps...**vs. Washington (9/17):** Saw action at long snapper...tallied eight clean snaps...notched one special teams tackle...**at Dallas (10/1):** Saw action at long snapper... recorded 13 clean snaps...**Wild Card vs. Atlanta (1/6/18):** Saw action at long snapper... recorded eight clean snaps.




**2016 Season:** Became the first long-snapper in franchise history to make the Pro Bowl...played in all 16 games...tallied 146 clean snaps...**at Arizona (10/2):** Compiled 10 clean snaps in addition to his first special teams tackle of the season...**vs. Miami (11/20):** Notched 11 clean snaps...**vs. San Francisco (12/24):** Tallied 11 clean snaps.

**2015 Season:** Played in all 16 games...posted 157 snaps on the season, tallying a season-high 13 snaps and one special teams tackle...**vs. Seattle (9/13):** Recorded nine snaps...**at Washington (9/20):** Notched 12 clean snaps...**vs. Pittsburgh (9/27):** Registered six clean snaps...**at Arizona (10/4):** Recorded 11 clean snaps...**at Green Bay (10/11):** Posted 9 clean snaps... **vs. Cleveland (10/25):** Tallied 11 snaps...**vs. San Francisco (11/01):** Recorded 12 snaps...**at Minnesota (11/08):** Tallied 13 snaps...**at Baltimore (11/22):** Posted 11 snaps...**at Cincinnati (11/29):** Recorded six snaps and one special teams tackle...**vs. Tampa Bay (12/17):** Recorded nine clean snaps for the third consecutive week...**at Seattle (12/27):** Posted 10 clean snaps...**at San Francisco (1/3/16):** Recorded 11 snaps.

**2014 Season:** Registered 145 clean snaps...**vs. Denver (11/16):** Recorded 12 clean snaps...**vs. Oakland (11/30):** Notched a career-high 14 clean snaps...**vs. Arizona (12/11):** Tallied 10 clean snaps.

**2013 Season:** Played in 16 games...notched 141 clean snaps...**at Indianapolis (11/10):** Recorded 11 clean snaps...**vs. Jacksonville (10/6):** Registered 13 clean snaps for the second consecutive week...**vs. San Francisco (9/26):** Recorded a then career-high 13 clean snaps.

**2012 Season:** Recorded 139 consecutive clean snaps...had four special teams tackles...**at Arizona (11/25):** Tallied 12 clean snaps...**vs. San Francisco (12/2):** Registered 12 clean snaps... **at Buffalo (12/9):** Tallied eight clean snaps...recorded one tackle on special teams.

**2011 Season:** Recorded 150 consecutive clean snaps... notched two special teams tackles...**vs. Seattle (11/20):** Made 11 clean snaps...**vs. New Orleans (10/30):** Tallied 12 clean snaps...**vs. Arizona (11/27):** Recorded 12 clean snaps...**at San Francisco (12/4):** Recorded eight clean snaps...made one special teams tackle...**vs. Cincinnati (12/18):** Tallied 11 clean snaps...added one special teams tackle.

**College:** Originally a walk on at Ohio State…handled long-snapping duties for three years…Special Teams Player of the Week vs. Purdue…received his bachelor's degree in December… academic all-Big Ten…John Galbreath award for academic excellence…NFF Hampshire Honor Society…EE All Star Game as a senior…won Top Ten Tenacious three times as a junior… earned a scholarship beginning in the autumn quarter of his junior year…rotated with Dimitrios Makridis and Jackson Haas on long and short snaps for the Big Ten champions during his freshman

year…redshirted as a freshman.

**Personal:** Name pronounced “Mc-KWAYD”...tight end who had 10 catches for 125 yards as a senior at Elder High in Cincinnati... had no unplayable snaps as a junior or senior...earned the Mr. ZIP award for basketball at Elder...National Honor Society... Student Council communications officer…son of Bev and Kevin McQuaide...has two sisters, Maureen and Katie...married Abby on March 17, 2012, and they have a daughter, Quinn, and two sons, JJ and Wes...2008-09 Big Ten all-academic...an aeronautical and astronautical engineering major...participated in many community events, including Make-A-Wish Celebrity Server dinner, Taste of the NFL, Love Your Melon Distribution event at Mercy, 6th Annual Playground Build at Marygrove and the All-Community Team Ticket program - 4th Down Fan Club.

**McQuaide’s Career Snap Statistics:**

| Year | Teams | Clean Snaps |
|---|---|---|
| 2020 | Los Angeles Rams | 8 |
| 2019 | Los Angeles Rams | 134 |
| 2018 | Los Angeles Rams | 130 |
| | *Postseason* | *29* |
| 2017 | Los Angeles Rams | 151 |
| | *Postseason* | *8* |
| 2016 | Los Angeles Rams | 146 |
| 2015 | St. Louis Rams | 157 |
| 2014 | St. Louis Rams | 145 |
| 2013 | St. Louis Rams | 141 |
| 2012 | St. Louis Rams | 139 |
| 2011 | St. Louis Rams | 150 |
| **Totals** | ***Regular Season*** | ***1,301*** |
| | ***Postseason*** | ***37*** |



# 82 Johnny Mundt

Tight End • Oregon • Modesto, Calif.

**Ht./Wt.:** 6-4/233
**NFL Exp.:** 3 (4th Rams)
**GP/GS, (Playoffs):** 26/2, (3/0)
**Birth Date:** 11/23/1994
**Acquired:** UDFA-'17

**Transactions:** Signed a futures contract with the Rams (1/8/18)...signed to Rams practice squad (11/24/18)...released (11/21/17)...signed to active roster from practice squad (11/11/17)... signed to the Rams Practice Squad (9/5/17)...released by the Rams (9/3/17)...signed by the Rams as an undrafted free agent (5/2/17).

**Pro:** Third-year pro has played in 26 regular season games (two starts) and three postseason contests...has five career receptions for 31 yards.

**2020 Season: vs. Dallas (9/13):** Appeared in the season opener on 12 special teams snaps (48 percent) and 10 offensive snaps (14 percent)...did not record any stats.

**2019 Season:** Appeared in 13 games with two starts...made first start of his NFL career in Week 11 win against Chicago...finished the season with four receptions for 26 yards...caught a career-high two passes for 15 yards in Week 15 at Dallas... **at Carolina (9/8):** Declared inactive...**vs. New Orleans (9/15):** Declared inactive...**at Cleveland (9/22):** Saw first action of the season... played two offensive snaps (three percent) and six special teams snaps (25 percent)...**vs. Tampa Bay (9/29):** Declared inactive... **at Seattle (10/3):** Played two offensive snaps (three percent) and 13 special teams snaps (42 percent)...**vs. San Francisco (10/13):** Recorded one tackle on special teams where he played 12 snaps (46 percent)...**at Atlanta (10/20):** Played 15 offensive snaps (20 percent) and 18 special teams plays (53 percent)...**vs. Cincinnati (10/27):** Played one offensive snap and 12 special teams snaps (50 percent)...**at Pittsburgh (11/10):** Had one reception for nine yards while playing five offensive snaps...forced a fumble on special teams where he also added two solo tackles...**vs. Seattle (12/8):** Started at TE, the second start of his career...played 50 offensive snaps (71 percent) and 11 special teams snaps (44 percent)...did not record any stats...**vs. Chicago (11/17):** Started at TE...made first start of NFL career...played 38 offensive snaps (69 percent)...**vs. Baltimore (11/25):** Saw action on special teams where he played 13 snaps (48 percent)...**at Arizona (12/1):** Played 23 offensive snaps (29 percent) and 14 special teams plays (50 percent)...**at Dallas (12/15):** Caught a career-high two passes for 15 yards while playing 11 offensive snaps (15 percent)...**at San Francisco (12/21):** Played 31 offensive snaps (44 percent) and 20 special teams plays (57 percent)...did not record any stats...**vs. Arizona (12/29):** Caught one pass for two yards while playing 34 offensive snaps (41 percent).

**2018 Season:** Appeared in 10 regular season games and three postseason contests, including Super Bowl LIII...hauled in his first-career reception in Week 17...also contributed on special teams...**vs. San Francisco (12/30):** Saw action at tight end and on special teams...recorded his first career reception (first career) on a five-yard pass from QB Sean Mannion...**Divisional Round vs. Dallas (1/12/19):** Made postseason debut...saw action at tight end and on special teams...**Championship Round at New Orleans (1/20/19):** Saw action on special teams...**Super Bowl LIII (2/3/19):** Saw action on special teams...notched one tackle.

**2017 Season:** Spent Weeks 1-9 on the Rams practice squad before being signed to the active roster for a Week 10 home win over Houston (11/12/17) and a Week 11 road loss to Minnesota (11/19/17)...did not record any stats.

**College:** Earned Pac-12 All-Conference Honorable Mention and Dudley Randolph Clarke Memorial Award for the team's most improved player in 2016…started the last six games of the season but saw action in eight games…ended the season with 23 receptions for 334 yards and four touchdowns…was on the John Mackey Award Watch List (Nation's Top Tight End) in 2015… earned a starting nod against Washington State while coming off the bench in each of the remaining 12 outings to contribute to a formidable tandem at the position…completed the year catching five passes for 39 yards and one touchdown in addition to improving his prowess as an effective blocker at the line of scrimmage… in 2914, started strong yet injuries derailed his momentum until the latter part of the year ...stepped onto the field for 13 of 15 games… in 2013, started five of his appearances…finished the year with 16 catches for 281 yards and three scores…earned John Mackey Tight End of the Week national honors for his effort in his starting debut…recipient of program's Len Casanova Award as the team's first-year player who exemplified the ideals and inspiration of the program's former head football coach and athletics director.

**Personal:** The two-time First-Team MaxPrep Division IV all-state tight end helped the Central Catholic Raiders to the IV state championship his senior year and a 14-2 mark under Head Coach Roger Canepa… the Scout.com four-star choice and Western Athletic League MVP was listed 10th among the nation's tight end prospects by ESPN.com…caught 33 passes for 625 yards and eight touchdowns in 2012…also recorded 80 tackles and 15.5 quarterback sacks as a linebacker his final year to be named to the Cal-Hi Sports all-state first team on defense.

# Johnny Mundt, NFL Statistics

## Regular Season

| | | | Receiving | | | | | Rushing | | | |
|---|---|---|---|---|---|---|---|---|---|---|---|
| Year | Team | G/S | No. | Yards | Avg. | Long | TD | Att. | Yards | Avg. | Long | TD |
| 2017 | Los Angeles Rams | 2/0 | 0 | 0 | 0.0 | 0 | 0 | 0 | 0 | 0.0 | 0 | 0 |
| 2018 | Los Angeles Rams | 10/0 | 1 | 5 | 5.0 | 5 | 0 | 0 | 0 | 0.0 | 0 | 0 |
| 2019 | Los Angeles Rams | 13/2 | 4 | 26 | 6.5 | 9 | 0 | 0 | 0 | 0.0 | 0 | 0 |
| 2020 | Los Angeles Rams | 1/0 | 0 | 0 | 0.0 | 0 | 0 | 0 | 0 | 0.0 | 0 | 0 |
| **Totals** | | **26/2** | **5** | **31** | **6.2** | **9** | **0** | **0** | **0** | **0.0** | **0** | **0** |

## Postseason

| | | | Receiving | | | | | Rushing | | | |
|---|---|---|---|---|---|---|---|---|---|---|---|
| Year | Team | G/S | No. | Yards | Avg. | Long | TD | Att. | Yards | Avg. | Long | TD |
| 2018 | Los Angeles Rams | 3/0 | 0 | 0 | 0.0 | 0 | 0 | 0 | 0 | 0.0 | 0 | 0 |
| **Totals** | | **3/0** | **0** | **0** | **0.0** | **0** | **0** | **0** | **0** | **0.0** | **0** | **0** |

**Additional Career Statistics:** Special teams tackles: 2019 (3), Rams 2018 postseason (1). Forced Fumbles: 2019 (1).

# Johnny Mundt, Game-By-Game

### 2020 Los Angeles Rams

| | | | Receiving | | | | | Rushing | | | |
|---|---|---|---|---|---|---|---|---|---|---|---|
| Game | W/L | P/S | No. | Yards | Avg. | Long | TD | Att. | Yards | Avg. | Long | TD |
| Dal 9/13 | W | 1/0 | 0 | 0 | 0.0 | 0 | 0 | 0 | 0 | 0.0 | 0 | 0 |
| at Phi 9/20 | - | 0/0 | 0 | 0 | 0.0 | 0 | 0 | 0 | 0 | 0.0 | 0 | 0 |
| at Buf 9/27 | - | 0/0 | 0 | 0 | 0.0 | 0 | 0 | 0 | 0 | 0.0 | 0 | 0 |
| NYG 10/4 | - | 0/0 | 0 | 0 | 0.0 | 0 | 0 | 0 | 0 | 0.0 | 0 | 0 |
| at Was 10/11 | - | 0/0 | 0 | 0 | 0.0 | 0 | 0 | 0 | 0 | 0.0 | 0 | 0 |
| at SF 10/18 | - | 0/0 | 0 | 0 | 0.0 | 0 | 0 | 0 | 0 | 0.0 | 0 | 0 |
| Chi 10/26 | - | 0/0 | 0 | 0 | 0.0 | 0 | 0 | 0 | 0 | 0.0 | 0 | 0 |
| at Mia 11/1 | - | 0/0 | 0 | 0 | 0.0 | 0 | 0 | 0 | 0 | 0.0 | 0 | 0 |
| Sea 11/15 | - | 0/0 | 0 | 0 | 0.0 | 0 | 0 | 0 | 0 | 0.0 | 0 | 0 |
| at TB 11/23 | - | 0/0 | 0 | 0 | 0.0 | 0 | 0 | 0 | 0 | 0.0 | 0 | 0 |
| SF 11/29 | - | 0/0 | 0 | 0 | 0.0 | 0 | 0 | 0 | 0 | 0.0 | 0 | 0 |
| at Ari 12/6 | - | 0/0 | 0 | 0 | 0.0 | 0 | 0 | 0 | 0 | 0.0 | 0 | 0 |
| NE 12/10 | - | 0/0 | 0 | 0 | 0.0 | 0 | 0 | 0 | 0 | 0.0 | 0 | 0 |
| NYJ 12/19 | - | 0/0 | 0 | 0 | 0.0 | 0 | 0 | 0 | 0 | 0.0 | 0 | 0 |
| at Sea 12/27 | - | 0/0 | 0 | 0 | 0.0 | 0 | 0 | 0 | 0 | 0.0 | 0 | 0 |
| Ari 1/3/21 | - | 0/0 | 0 | 0 | 0.0 | 0 | 0 | 0 | 0 | 0.0 | 0 | 0 |
| **Totals** | **1-0** | **1/0** | **0** | **0** | **0.0** | **0** | **0** | **0** | **0** | **0.0** | **0** | **0** |

### 2018 Los Angeles Rams

| | | | Receiving | | | | | Rushing | | | |
|---|---|---|---|---|---|---|---|---|---|---|---|
| Game | W/L | P/S | No. | Yards | Avg. | Long | TD | Att. | Yards | Avg. | Long | TD |
| at Oak 9/10 | W | 1/0 | 0 | 0 | 0.0 | 0 | 0 | 0 | 0 | 0.0 | 0 | 0 |
| Ari 9/16 | W | 1/0 | 0 | 0 | 0.0 | 0 | 0 | 0 | 0 | 0.0 | 0 | 0 |
| LAC 9/23 | W | 1/0 | 0 | 0 | 0.0 | 0 | 0 | 0 | 0 | 0.0 | 0 | 0 |
| Min 9/27 | W | 1/0 | 0 | 0 | 0.0 | 0 | 0 | 0 | 0 | 0.0 | 0 | 0 |
| at Sea 10/7 | W | 1/0 | 0 | 0 | 0.0 | 0 | 0 | 0 | 0 | 0.0 | 0 | 0 |
| at Den 10/14 | W | 1/0 | 0 | 0 | 0.0 | 0 | 0 | 0 | 0 | 0.0 | 0 | 0 |
| at SF 10/21 | W | 1/0 | 0 | 0 | 0.0 | 0 | 0 | 0 | 0 | 0.0 | 0 | 0 |
| GB 10/28 | W | 0/0 | | | | Inactive | | | | | | |
| at NO 11/4 | L | 0/0 | | | | Inactive | | | | | | |
| Sea 11/11 | W | 0/0 | | | | Inactive | | | | | | |
| KC 11/19 | W | 0/0 | | | | Inactive | | | | | | |
| at Det 12/2 | W | 0/0 | | | | Inactive | | | | | | |
| at Chi 12/9 | L | 0/0 | | | | Inactive | | | | | | |
| Phi 12/16 | L | 1/0 | 0 | 0 | 0.0 | 0 | 0 | 0 | 0 | 0.0 | 0 | 0 |
| at Ari 12/23 | W | 1/0 | 0 | 0 | 0.0 | 0 | 0 | 0 | 0 | 0.0 | 0 | 0 |
| SF 12/30 | W | 1/0 | 1 | 5 | 5.0 | 5 | 0 | 0 | 0 | 0.0 | 0 | 0 |
| **Totals** | **13-3** | **10/0** | **1** | **5** | **5.0** | **5** | **0** | **0** | **0** | **0.0** | **0** | **0** |

### 2018 Postseason

| | | | Receiving | | | | | Rushing | | | |
|---|---|---|---|---|---|---|---|---|---|---|---|
| Game | W/L | P/S | No. | Yards | Avg. | Long | TD | Att. | Yards | Avg. | Long | TD |
| Dal 1/12/19 * | W | 1/0 | 0 | 0 | 0.0 | 0 | 0 | 0 | 0 | 0.0 | 0 | 0 |
| at NO 1/20/19 ^ | W | 1/0 | 0 | 0 | 0.0 | 0 | 0 | 0 | 0 | 0.0 | 0 | 0 |
| NE 2/3/19 ! | L | 1/0 | 0 | 0 | 0.0 | 0 | 0 | 0 | 0 | 0.0 | 0 | 0 |
| **Totals** | **2-1** | **3/0** | **0** | **0** | **0.0** | **0** | **0** | **0** | **0** | **0.0** | **0** | **0** |

* Denotes NFC Divisional Playoff Game, ^ Denotes NFC Championship Game, ! Denotes Super Bowl LIII

### 2019 Los Angeles Rams

| | | | Receiving | | | | | Rushing | | | |
|---|---|---|---|---|---|---|---|---|---|---|---|
| Game | W/L | P/S | No. | Yards | Avg. | Long | TD | Att. | Yards | Avg. | Long | TD |
| at Car 9/8 | W | 0/0 | | | | Inactive | | | | | | |
| NO 9/15 | W | 0/0 | | | | Inactive | | | | | | |
| at Cle 9/22 | W | 1/0 | 0 | 0 | 0.0 | 0 | 0 | 0 | 0 | 0.0 | 0 | 0 |
| TB 9/29 | L | 0/0 | | | | Inactive | | | | | | |
| at Sea 10/3 | L | 1/0 | 0 | 0 | 0.0 | 0 | 0 | 0 | 0 | 0.0 | 0 | 0 |
| SF 10/13 | L | 1/0 | 0 | 0 | 0.0 | 0 | 0 | 0 | 0 | 0.0 | 0 | 0 |
| at Atl 10/20 | W | 1/0 | 0 | 0 | 0.0 | 0 | 0 | 0 | 0 | 0.0 | 0 | 0 |
| Cin 10/27 | W | 1/0 | 0 | 0 | 0.0 | 0 | 0 | 0 | 0 | 0.0 | 0 | 0 |
| at Pit 11/10 | L | 1/0 | 1 | 9 | 9.0 | 9 | 0 | 0 | 0 | 0.0 | 0 | 0 |
| Chi 11/17 | W | 1/1 | 0 | 0 | 0.0 | 0 | 0 | 0 | 0 | 0.0 | 0 | 0 |
| Bal 11/25 | L | 1/0 | 0 | 0 | 0.0 | 0 | 0 | 0 | 0 | 0.0 | 0 | 0 |
| at Ari 12/1 | W | 1/0 | 0 | 0 | 0.0 | 0 | 0 | 0 | 0 | 0.0 | 0 | 0 |
| Sea 12/8 | W | 1/1 | 0 | 0 | 0.0 | 0 | 0 | 0 | 0 | 0.0 | 0 | 0 |
| at Dal 12/15 | L | 1/0 | 2 | 15 | 7.5 | 9 | 0 | 0 | 0 | 0.0 | 0 | 0 |
| SF 12/21 | L | 1/0 | 0 | 0 | 0.0 | 0 | 0 | 0 | 0 | 0.0 | 0 | 0 |
| Ari 12/29 | W | 1/0 | 1 | 2 | 2.0 | 0 | 0 | 0 | 0 | 0.0 | 0 | 0 |
| **Totals** | **9-7** | **13/2** | **4** | **26** | **6.5** | **9** | **0** | **0** | **0** | **0.0** | **0** | **0** |



# 70 Joseph Noteboom

Offensive Line • TCU • Plano, Texas

**Ht./Wt.:** 6-5/321
**NFL Exp.:** 3 (3rd Rams)
**GP/GS: 23/7, (Playoffs):** (3/0)
**Birth Date:** 6/19/1995
**Acquired:** D3-'18 (No. 89 Overall)

**Transactions:** Selected by the Rams in the third round (89th overall) of the 2018 NFL Draft (4/27/18).

**Pro:** Third-year pro, has appeared in 23 regular season games with seven starts...appeared in all 16 regular season and three postseason games as a rookie in 2018...earned his first career start at left guard in 2019 season opener at Carolina (9/8/19).

**2020 Season:** Started the season at left guard...**vs. Dallas (9/13):** Started at left guard...helped the Rams amass 153 total rushing yards...as a unit, only allowed QB Jared Goff to be sacked once in the game.

**2019 Season:** Played in six games before being placed on injured reserve for the final 10 games of the season...**at Carolina (9/8):** Started at left guard...played in all 77 offensive snaps... guided the offense to gain 352 total yards...**vs. New Orleans (9/15):** Appeared in every offensive play and five special teams plays...**at Cleveland (9/22):** Appeared in all offensive snaps and five (21 percent) special teams snaps...contributed to an offensive line that helped gain 345 total offensive yards...**vs. Tampa Bay (9/29):** Appeared in every offensive snap...provided protection to help the offense gain 547 total yards...**at Seattle (10/3):** Appeared in all 67 snaps on offense...helped block for QB Jared Goff to throw for 395 yards with no sacks allowed...**vs. San Francisco (10/13):** Appeared in 10 offensive snaps (19 percent)...**at Atlanta (10/20):** Placed on injured reserve.

**2018 Season:** Contributed heavily on special teams and also filled in for the offensive line as a rookie behind veterans Rodger Saffold III and Andrew Whitworth...**at Oakland (9/10):** Made NFL debut...appeared in nine special teams plays...**vs. Chargers (9/23):** Appeared in three offensive plays and six special teams plays...**vs. Minnesota (9/27):** Played in seven special teams plays...**at Seattle (10/7):** Played in six special teams plays... **at Denver (10/14):** Appeared in five offensive plays and six special teams plays...**at San Francisco (10/21):** Played in 10 offensive snaps and seven special teams plays...**at New Orleans (11/4):** Appeared in seven special teams plays...**vs. Kansas City (11/19):** Appeared in nine special teams plays...**at Detroit (12/2):** Appeared in six special teams plays...**at Chicago (12/9):** Appeared in five offensive plays and three special teams plays... **at Arizona (12/23):** Appeared in eight offensive plays and six special teams plays...**vs. San Francisco (12/30):** Appeared in a career-high 47 offensive plays and eight special teams plays... filled in at left tackle for an injured Andrew Whitworth...was a part of five offensive scoring drives...**Divisional Round vs. Dallas (1/12/19):** Made postseason debut...appeared in seven special teams plays...**Championship Round at New Orleans (1/20/19):** Appeared in seven special teams plays...**Super Bowl LIII (2/3/19):** Appeared in two special teams plays.

**College:** Received Honorable Mention All-Big 12 as a senior in 2017…started all 14 games at left tackle in his final year at TCU… closed his career with 40 consecutive starts, representing every game over his final three seasons…became a four-time Academic All-Big 12 honoree with his first-team recognition…selected to play in the Reese's Senior Bowl and invited to the NFL Combine… started all 13 games at left tackle as a junior in 2016...named Second-Team Academic All-Big 12…as a sophomore in 2015, started all 13 games for TCU on the offensive line...received Second-Team All-Academic Big 12 honors...part of offensive line that allowed TCU to produce a 1,000-yard rusher and 1,000-yard receiver in the same season for just the second time in program history…played all 13 games as a redshirt freshman in 2014… named First-Team Academic All-Big 12...redshirted in his first season on campus in 2013.

**Personal:** Attended Plano High School where he was a First-Team District 10-5A selection as a senior...named to the *Associated Press* Class 5A honorable mention all-state as a senior.

**Noteboom's Career Games/Starts:**

| Year | Teams | GP/GS |
|---|---|---|
| 2020 | Los Angeles Rams | 1/1 |
| 2019 | Los Angeles Rams | 6/6 |
| 2018 | Los Angeles Rams | 16/0 |
| | *Postseason* | *3/0* |
| **Totals** | | **23/7** |
| ***Postseason*** | | ***3/0*** |



# 45 Ogbonnia Okoronkwo

Linebacker • Oklahoma • Houston, Texas

**Ht./Wt.:** 6-2/253
**NFL Exp.:** 2 (3rd Rams)
**GP/GS: 11/0, (Playoffs):** (0/0)
**Birth Date:** 4/24/1995
**Acquired:** D5B-'18 (No. 160 Overall)

**Transactions:** Activated from Physically Unable to Perform list (11/5/18)...placed on Physically Unable to Perform list (7/24/18)... selected by the Rams in the fifth round (160th overall) of the 2018 NFL Draft.

**Pro:** Appeared in 11 games in his career...recorded six tackles (three solo)...tallied 1.5 sacks.

**2020 Season: vs. Dallas (9/13):** Accounted for 16 snaps on defense (22 percent) and 18 snaps for special teams (72 percent)...did not record any stats.

**2019 Season:** Made his NFL debut in Week 6 against the San Francisco 49ers after he was declared inactive for the first five games of the season...saw action in 10 games...finished the season with six tackles (three solo) and 1.5 sacks...**at Carolina (9/8):** Declared inactive...**vs. New Orleans (9/15):** Declared inactive...**at Cleveland (9/22):** Declared inactive...**vs. Tampa Bay (9/29):** Declared inactive...**at Seattle (10/3):** Declared inactive... **vs. San Francisco (10/13):** Made his NFL debute...played 13 snaps (50 percent) on special teams and two defensive snaps (three percent)...did not record any statistics...**at Atlanta (10/20):** Recorded two solo tackles and a quarterback hit...played 23 defensive snaps (42 percent) and 13 special teams plays (28 percent)...**vs. Cincinnati (10/27):** Recorded his first-career sack, finished the game with 1.5 sacks...added two tackles (one solo)... tallied two QB hits...**at Pittsburgh (11/10):** Recorded one QB hit... **vs. Chicago (11/17):** Played 11 snaps (44 percent) on special teams and five defensive snaps (seven percent)...did not record any statistics...**vs. Baltimore (11/25):** Played seven defensive snaps (nine percent) and 17 special teams plays (63 percent)... **at Arizona (12/1):** Recorded two tackles (one solo)...**vs. Seattle (12/8):** Played 12 defensive snaps (18 percent) and 16 special teams plays (64 percent)...**at Dallas (12/15):** Played four snaps on special teams (six percent)...did not record any statistics... **at San Francisco (12/21):** Appeared in 21 special teams snaps (60 percent)...did not record any statistics...**vs. Arizona (12/29):** Declared inactive.

**2018 Season:** Declared inactive for the final seven regular season games and three postseason contests after being on the PUP list for the first nine games of rookie season.

**College:** Recorded 21.0 career sacks to rank second in Oklahoma University history by a linebacker and tied for seventh overall...as a senior in 2017, named First-Team All-American (Walter Camp)...Second-Team All-American (AP, FWAA, Sporting News)...semifinalist for the Bednarik Award, Butkus Award and Lott IMPACT Trophy...named the co-Big 12 Defensive Player of the Year and First-Team All-Big 12 by the league's coaches... started all 14 games...ranked second in Big 12 with 17.5 tackles for loss and third with 8.0 sacks...finished third on team with 76 tackles...in 2016, as a junior, named Second-Team All-Big 12 by league's coaches and AP...registered 9.0 sacks which was tied for the most in OU single-season history by a linebacker and were third most in Big 12 overall on year...led squad and tied for fifth in Big 12 with 12.0 tackles for loss, resulting in a total loss of 62 yards...as a sophomore in 2015, played in nine games...registered nine total tackles...added 2.0 sacks resulting in 12 yards lost...appeared in 11 games as a redshirt freshman in 2014...tallied eight tackles (four solo stops)...posted 2.0 sacks resulting in 19 yards lost...redshirted in 2013.

**Personal:** Pronounced "o-BO-ny-uh o-kor-RON-kwo"... graduated in December 2017 with a degree in African and African-American studies.

## Ogbonnia Okoronkwo, NFL Statistics

**Regular Season**

| | | | Tackles | | | | | Interceptions | | | | | Fumbles | | |
|---|---|---|---|---|---|---|---|---|---|---|---|---|---|---|---|
| Year | Team | G/S | Total | Solo | Asst. | Sacks | Yards | Int. | Yards | Long | TD | PD | FF | FR | Yards |
| 2018 | Los Angeles Rams | 0/0 | - | - | - | - | - | - | - | - | - | - | - | - | - |
| 2019 | Los Angeles Rams | 10/0 | 6 | 3 | 3 | 1.5 | 8.0 | 0 | 0 | 0 | 0 | 0 | 0 | 0 | 0 |
| 2020 | Los Angeles Rams | 1/0 | 0 | 0 | 0 | 0.0 | 0.0 | 0 | 0 | 0 | 0 | 0 | 0 | 0 | 0 |
| **Total** | | **11/0** | **6** | **3** | **3** | **1.5** | **8.0** | **0** | **0** | **0** | **0** | **0** | **0** | **0** | **0** |

**Postseason**

| | | | Tackles | | | | | Interceptions | | | | | Fumbles | | |
|---|---|---|---|---|---|---|---|---|---|---|---|---|---|---|---|
| Year | Team | G/S | Total | Solo | Asst. | Sacks | Yards | Int. | Yards | Long | TD | PD | FF | FR | Yards |
| 2018 | Los Angeles Rams | 0/0 | - | - | - | - | - | - | - | - | - | - | - | - | - |
| **Total** | | **0/0** | **-** | **-** | **-** | **-** | **-** | **-** | **-** | **-** | **-** | **-** | **-** | **-** | **-** |

# Ogbonnia Okoronkwo, Game-By-Game

## 2020 Los Angeles Rams

| Game | W/L | P/S | T | S | A | Sk | Yds | Int | Yds | Lg | TD | PD | FF | FR | Yds |
|---|---|---|---|---|---|---|---|---|---|---|---|---|---|---|---|
| Dal 9/13 | W | 1/0 | 0 | 0 | 0 | 0.0 | 0.0 | 0 | 0 | 0 | 0 | 0 | 0 | 0 | 0 |
| at Phi 9/20 | - | 0/0 | 0 | 0 | 0 | 0.0 | 0.0 | 0 | 0 | 0 | 0 | 0 | 0 | 0 | 0 |
| at Buf 9/27 | - | 0/0 | 0 | 0 | 0 | 0.0 | 0.0 | 0 | 0 | 0 | 0 | 0 | 0 | 0 | 0 |
| NYG 10/4 | - | 0/0 | 0 | 0 | 0 | 0.0 | 0.0 | 0 | 0 | 0 | 0 | 0 | 0 | 0 | 0 |
| at Was 10/11 | - | 0/0 | 0 | 0 | 0 | 0.0 | 0.0 | 0 | 0 | 0 | 0 | 0 | 0 | 0 | 0 |
| at SF 10/18 | - | 0/0 | 0 | 0 | 0 | 0.0 | 0.0 | 0 | 0 | 0 | 0 | 0 | 0 | 0 | 0 |
| Chi 10/26 | - | 0/0 | 0 | 0 | 0 | 0.0 | 0.0 | 0 | 0 | 0 | 0 | 0 | 0 | 0 | 0 |
| at Mia 11/1 | - | 0/0 | 0 | 0 | 0 | 0.0 | 0.0 | 0 | 0 | 0 | 0 | 0 | 0 | 0 | 0 |
| Sea 11/15 | - | 0/0 | 0 | 0 | 0 | 0.0 | 0.0 | 0 | 0 | 0 | 0 | 0 | 0 | 0 | 0 |
| at TB 11/23 | - | 0/0 | 0 | 0 | 0 | 0.0 | 0.0 | 0 | 0 | 0 | 0 | 0 | 0 | 0 | 0 |
| SF 11/29 | - | 0/0 | 0 | 0 | 0 | 0.0 | 0.0 | 0 | 0 | 0 | 0 | 0 | 0 | 0 | 0 |
| at Ari 12/6 | - | 0/0 | 0 | 0 | 0 | 0.0 | 0.0 | 0 | 0 | 0 | 0 | 0 | 0 | 0 | 0 |
| NE 12/10 | - | 0/0 | 0 | 0 | 0 | 0.0 | 0.0 | 0 | 0 | 0 | 0 | 0 | 0 | 0 | 0 |
| NYJ 12/19 | - | 0/0 | 0 | 0 | 0 | 0.0 | 0.0 | 0 | 0 | 0 | 0 | 0 | 0 | 0 | 0 |
| at Sea 12/27 | - | 0/0 | 0 | 0 | 0 | 0.0 | 0.0 | 0 | 0 | 0 | 0 | 0 | 0 | 0 | 0 |
| Ari 1/3/21 | - | 0/0 | 0 | 0 | 2 | 0.0 | 0.0 | 0 | 0 | 0 | 0 | 0 | 0 | 0 | 0 |
| **Totals** | **1-0** | **1/0** | **0** | **0** | **0** | **0.0** | **0.0** | **0** | **0** | **0** | **0** | **0** | **0** | **0** | **0** |

## 2018 Los Angeles Rams

| Game | W/L | P/S | T | S | A | Sk | Yds | Int | Yds | Lg | TD | PD | FF | FR | Yds |
|---|---|---|---|---|---|---|---|---|---|---|---|---|---|---|---|
| at Oak 9/10 | W | 0/0 | | | | | Reserve/PUP List | | | | | | | | |
| Ari 9/16 | W | 0/0 | | | | | Reserve/PUP List | | | | | | | | |
| LAC 9/23 | W | 0/0 | | | | | Reserve/PUP List | | | | | | | | |
| Min 9/27 | W | 0/0 | | | | | Reserve/PUP List | | | | | | | | |
| at Sea 10/7 | W | 0/0 | | | | | Reserve/PUP List | | | | | | | | |
| at Den 10/14 | W | 0/0 | | | | | Reserve/PUP List | | | | | | | | |
| at SF 10/21 | W | 0/0 | | | | | Reserve/PUP List | | | | | | | | |
| GB 10/28 | W | 0/0 | | | | | Reserve/PUP List | | | | | | | | |
| at NO 11/4 | L | 0/0 | | | | | Reserve/PUP List | | | | | | | | |
| Sea 11/11 | W | 0/0 | | | | | Inactive | | | | | | | | |
| KC 11/19 | W | 0/0 | | | | | Inactive | | | | | | | | |
| at Det 12/2 | W | 0/0 | | | | | Inactive | | | | | | | | |
| at Chi 12/9 | L | 0/0 | | | | | Inactive | | | | | | | | |
| Phi 12/16 | L | 0/0 | | | | | Inactive | | | | | | | | |
| at Ari 12/23 | W | 0/0 | | | | | Inactive | | | | | | | | |
| SF 12/30 | W | 0/0 | | | | | Inactive | | | | | | | | |
| **Totals** | **13-3** | **0/0** | **0** | **0** | **0** | **0.0** | **0.0** | **0** | **0** | **0** | **0** | **0** | **0** | **0** | **0** |

## 2018 Postseason

| Game | W/L | P/S | T | S | A | Sk | Yds | Int | Yds | Lg | TD | PD | FF | FR | Yds |
|---|---|---|---|---|---|---|---|---|---|---|---|---|---|---|---|
| Dal 1/12/19 * | W | 0/0 | | | | | Inactive | | | | | | | | |
| at NO 1/20/19 ^ | W | 0/0 | | | | | Inactive | | | | | | | | |
| NE 2/3/2019 ! | L | 0/0 | | | | | Inactive | | | | | | | | |
| **Totals** | **2-1** | **0/0** | **0** | **0** | **0** | **0.0** | **0.0** | **0** | **0** | **0** | **0** | **0** | **0** | **0** | **0** |

* Denotes NFC Divisional Playoff Game, ^ Denotes NFC Championship Playoff Game,
! Denotes Super Bowl LIII

## 2019 Los Angeles Rams

| Game | W/L | P/S | T | S | A | Sk | Yds | Int | Yds | Lg | TD | PD | FF | FR | Yds |
|---|---|---|---|---|---|---|---|---|---|---|---|---|---|---|---|
| at Car 9/8 | W | 0/0 | | | | | Inactive | | | | | | | | |
| NO 9/15 | W | 0/0 | | | | | Inactive | | | | | | | | |
| at Cle 9/22 | W | 0/0 | | | | | Inactive | | | | | | | | |
| TB 9/29 | L | 0/0 | | | | | Inactive | | | | | | | | |
| at Sea 10/3 | L | 0/0 | | | | | Inactive | | | | | | | | |
| SF 10/13 | L | 1/0 | 0 | 0 | 0 | 0.0 | 0.0 | 0 | 0 | 0 | 0 | 0 | 0 | 0 | 0 |
| at Atl 10/20 | W | 1/0 | 2 | 1 | 1 | 0.0 | 0.0 | 0 | 0 | 0 | 0 | 0 | 0 | 0 | 0 |
| Cin 10/27 | W | 1/0 | 2 | 1 | 1 | 1.5 | 8.0 | 0 | 0 | 0 | 0 | 0 | 0 | 0 | 0 |
| at Pit 11/10 | L | 1/0 | 0 | 0 | 0 | 0.0 | 0.0 | 0 | 0 | 0 | 0 | 0 | 0 | 0 | 0 |
| Chi 11/17 | W | 1/0 | 0 | 0 | 0 | 0.0 | 0.0 | 0 | 0 | 0 | 0 | 0 | 0 | 0 | 0 |
| Bal 11/25 | L | 1/0 | 0 | 0 | 0 | 0.0 | 0.0 | 0 | 0 | 0 | 0 | 0 | 0 | 0 | 0 |
| at Ari 12/1 | W | 1/0 | 2 | 1 | 1 | 0.0 | 0.0 | 0 | 0 | 0 | 0 | 0 | 0 | 0 | 0 |
| Sea 12/8 | W | 1/0 | 0 | 0 | 0 | 0.0 | 0.0 | 0 | 0 | 0 | 0 | 0 | 0 | 0 | 0 |
| at Dal 12/15 | L | 1/0 | 0 | 0 | 0 | 0.0 | 0.0 | 0 | 0 | 0 | 0 | 0 | 0 | 0 | 0 |
| at SF 12/21 | L | 1/0 | 0 | 0 | 0 | 0.0 | 0.0 | 0 | 0 | 0 | 0 | 0 | 0 | 0 | 0 |
| Ari 12/29 | W | 0/0 | | | | | Inactive | | | | | | | | |
| **Totals** | **9-7** | **10/0** | **6** | **3** | **3** | **1.5** | **8.0** | **0** | **0** | **0** | **0** | **0** | **0** | **0** | **0** |



# 95 Jachai Polite

Linebacker • Florida • Daytona Beach, Fla.

**Ht.: /Wt.:** 6-2/258
**NFL Exp.:** 1st (1st Rams)
**GP/GS, (Playoffs):** 1/0, (0/0)
**Birth Date:** 3/30/1998
**Acquired:** FA-'19

**Transactions:** Signed a reserve/future contract with the Rams (12/31/19)...signed to the Rams practice squad (9/25/19)... released by the Seahawks (9/23/19)...signed to the Seahawks practice squad (9/2/19)...waived by the Jets (8/31/19)...drafted by the New York Jets in the third round (68th overall) of the 2019 NFL Draft.

**2020 Season: vs. Dallas (9/13):** Made his NFL debut...saw one snap on defense against the Cowboys and nine snaps on special teams (36 percent)...did not record any stats.

**2019 Season:** Spent the season on the Rams and Seahawks practice squads.

**Personal:** Finished collegiate career with 78 tackles, 26.5 tackles for loss, 15.5 sacks, eight forced fumbles and four pass breakups in 32 games played...one of only four Florida players to have at least eight forced fumbles...led the FBS in forced fumbles (six) following 2018 season...First-Team All-SEC selection by the league's coaches in 2018...Second-Team All-America by the Associated Press after 2018 campaign.

## Jachai Polite, NFL Statistics

**Regular Season**

| | | | Tackles | | | | | Interceptions | | | | Fumbles | | |
|---|---|---|---|---|---|---|---|---|---|---|---|---|---|---|
| Year | Team | G/S | Total | Solo | Asst. | Sacks | Yards | Int. | Yards | Long | TD | PD | FF | FR | Yards |
| 2020 | Los Angeles Rams | 1/0 | 0 | 0 | 0 | 0.0 | 0.0 | 0 | 0 | 0 | 0 | 0 | 0 | 0 | 0 |
| **Total** | | **1/0** | **0** | **0** | **0** | **0.0** | **0.0** | **0** | **0** | **0** | **0** | **0** | **0** | **0** | **0** |

## Jachai Polite, Game-By-Game

**2020 Los Angeles Rams**

| Game | W/L | P/S | T | S | A | Sk | Yds | Int | Yds | Lg | TD | PD | FF | FR | Yds |
|---|---|---|---|---|---|---|---|---|---|---|---|---|---|---|---|
| Dal 9/13 | W | 1/0 | 0 | 0 | 0 | 0.0 | 0.0 | 0 | 0 | 0 | 0 | 0 | 0 | 0 | 0 |
| at Phi 9/20 | - | 0/0 | 0 | 0 | 0 | 0.0 | 0.0 | 0 | 0 | 0 | 0 | 0 | 0 | 0 | 0 |
| at Buf 9/27 | - | 0/0 | 0 | 0 | 0 | 0.0 | 0.0 | 0 | 0 | 0 | 0 | 0 | 0 | 0 | 0 |
| NYG 10/4 | - | 0/0 | 0 | 0 | 0 | 0.0 | 0.0 | 0 | 0 | 0 | 0 | 0 | 0 | 0 | 0 |
| at Was 10/11 | - | 0/0 | 0 | 0 | 0 | 0.0 | 0.0 | 0 | 0 | 0 | 0 | 0 | 0 | 0 | 0 |
| at SF 10/18 | - | 0/0 | 0 | 0 | 0 | 0.0 | 0.0 | 0 | 0 | 0 | 0 | 0 | 0 | 0 | 0 |
| Chi 10/26 | - | 0/0 | 0 | 0 | 0 | 0.0 | 0.0 | 0 | 0 | 0 | 0 | 0 | 0 | 0 | 0 |
| at Mia 11/1 | - | 0/0 | 0 | 0 | 0 | 0.0 | 0.0 | 0 | 0 | 0 | 0 | 0 | 0 | 0 | 0 |
| Sea 11/15 | - | 0/0 | 0 | 0 | 0 | 0.0 | 0.0 | 0 | 0 | 0 | 0 | 0 | 0 | 0 | 0 |
| at TB 11/23 | - | 0/0 | 0 | 0 | 0 | 0.0 | 0.0 | 0 | 0 | 0 | 0 | 0 | 0 | 0 | 0 |
| SF 11/29 | - | 0/0 | 0 | 0 | 0 | 0.0 | 0.0 | 0 | 0 | 0 | 0 | 0 | 0 | 0 | 0 |
| at Ari 12/6 | - | 0/0 | 0 | 0 | 0 | 0.0 | 0.0 | 0 | 0 | 0 | 0 | 0 | 0 | 0 | 0 |
| NE 12/10 | - | 0/0 | 0 | 0 | 0 | 0.0 | 0.0 | 0 | 0 | 0 | 0 | 0 | 0 | 0 | 0 |
| NYJ 12/19 | - | 0/0 | 0 | 0 | 0 | 0.0 | 0.0 | 0 | 0 | 0 | 0 | 0 | 0 | 0 | 0 |
| at Sea 12/27 | - | 0/0 | 0 | 0 | 0 | 0.0 | 0.0 | 0 | 0 | 0 | 0 | 0 | 0 | 0 | 0 |
| Ari 1/3/21 | - | 0/0 | 0 | 0 | 2 | 0.0 | 0.0 | 0 | 0 | 0 | 0 | 0 | 0 | 0 | 0 |
| **Totals** | **1-0** | **1/0** | **0** | **0** | **0** | **0.0** | **0.0** | **0** | **0** | **0** | **0** | **0** | **0** | **0** | **0** |



# 20 Jalen Ramsey

Cornerback • Florida State • Smyrna, Tenn.

**Ht./Wt.:** 6-1/208
**NFL Exp.:** 5 (2nd Rams)
**GP/GS, (Playoffs):** 61/60, (3/3)
**Birth Date:** 10/24/1994
**Acquired:** T(JAX)-'19

**Transactions:** Traded to the Rams (10/15/19)...selected by Jacksonville in the first round (No. 5 overall) of the 2016 NFL draft.

**Pro:** Started 60-of-61 games played...recorded 249 tackles (219 solo)...three-time Pro Bowl selection (2018, 2019, 2020)... first-team All-Pro in 2017...tallied 11 games with multiple passes defensed while in Jacksonville, the most through three seasons of any player in franchise history.

**2020 Season:** Started the season at cornerback...**vs. Dallas (9/13):** Started at cornerback...posted six solo tackles...added one pass defensed in the fourth quarter.

**2019 Season:** Traded to the Rams in Week 7...selected to the Pro Bowl for the third-conesecutive season...Started 11-of-12 games played...recorded 50 tackles (44 solo)...tallied five passes defensed...forced one fumble and added one interception... **vs. Kansas City (9/8):** Started at cornerback for the Jaguars... registered five solo tackles...**at Houston (9/15):** Started at cornerback for the Jaguars...totaled four solo tackles and one pass defensed...**vs. Tennessee (9/19):** Started at cornerback for the Jaguars...tied a career-high with eight tackles (five solo)...forced one fumble...**at Denver (9/29):** Declared inactive with Jacksonville...**at Carolina (10/6):** Declared inactive with Jacksonville...**vs. New Orleans (10/13):** Declared inactive with Jacksonville...**at Atlanta (10/20):** Made his Rams debut... played 36 snaps (65 percent) off the bench...recorded four solo tackles...forced one fumble...helped limit Falcons QB Matt Ryan to a season-low 159 yards passing...**vs. Cincinnati (10/27):** Started at cornerback...recorded six solo tackles...**at Pittsburgh (11/10):** Started at cornerback...recorded three solo tackles...**vs. Chicago (11/17):** Started at cornerback...recorded four tackles (three solo)...added one pass defensed...**vs. Baltimore (11/25):** Started at cornerback...totaled six solo tackles...added one pass defensed...**at Arizona (12/1):** Started at cornerback...appeared in 39 defensive snaps (61 percent)...contributed to a secondary that did not allow a receiving touchdown...**vs. Seattle (12/8):** Started at cornerback...tallied four solo tackles...**at Dallas (12/15):** Started at cornerback...recorded one solo tackle...**at San Francisco (12/21):** Started at cornerback...recorded his first interception as a Ram...tallied four solo tackles and added one pass defensed... **vs. Arizona (12/29):** Declared inactive.

**2018 Season:** Started all 16 games for third-consecutive season...earned second-consecutive Pro Bowl nod after recording 65 tackles (62 solo), three interceptions and 13 passes defensed... **at New York Giants (9/9):** Started at cornerback...recorded five tackles (four solo)...**vs. New England (9/16):** Started at cornerback...registered three solo tackles...**vs. Tennessee (9/23):** Started at cornerback...tallied four solo tackles...**vs. New York Jets (9/30):** Started at cornerback...recorded one solo tackle and one pass defensed...**at Kansas City (10/7):** Started at cornerback... registered four solo tackles...**at Dallas (10/14):** Started at cornerback...tallied four tackles (three solo)...added one pass defensed...**vs. Houston (10/21):** Started at cornerback...recorded one solo tackle and one pass defensed...**vs. Philadelphia (10/28):** Started at cornerback...registered three solo tackles... tallied one pass defensed and recorded first interception of the season...**at Indianapolis (11/11):** Started at cornerback... finished with five solo tackles...**vs. Pittsburgh (11/18):** Started




at cornerback...recorded a season-high eight solo tackles... tallied three passes defensed and added two interceptions... **at Buffalo (11/25):** Started at cornerback...tallied four tackles (three solo)...added one pass defensed...**vs. Indianapolis (12/2):** Started at cornerback...recorded six solo tackles...added two passes defensed...**at Tennessee (12/6):** Started at cornerback... registered five solo tackles...**vs. Washington (12/16):** Started at cornerback...tallied four solo tackles...had one pass defensed...**at Miami (12/23):** Started at cornerback...had three solo tackles... **at Houston (12/30):** Started at cornerback...recorded five solo tackles...added two passes defensed.

**2017 Season:** Part of a secondary that was ranked the top passing defense in the NFL...recorded 63 tackles (52 solo), 17 passes defensed and four interceptions en route to his first Pro Bowl appearance and an AFC Championship game appearance... started all 16 regular season games and three postseason contests...**at Houston (9/10):** Started at cornerback...recorded three tackles (two solo)...added three passes defensed... **vs. Tennessee (9/17):** Started at cornerback...had two solo tackles... **vs. Baltimore (9/24):** Started at cornerback...tallied two solo tackles...added one pass defensed and his first interception of the season...**at New York Jets (10/1):** Started at cornerback...tallied four solo tackles...picked up one pass defensed...**at Pittsburgh (10/8):** Started at cornerback...registered seven solo tackles... recorded a season-best four passes defensed and his second interception of the season...**vs. LA Rams (10/15):** Started at cornerback...recorded three tackles (one solo)...**at Indianapolis (10/22):** Started at cornerback...registered four solo tackles... added two passes defensed...**vs. Cincinnati (11/5):** Started at cornerback...tallied four solo tackles...had two passes defensed... **vs. LA Chargers (11/12):** Started at cornerback...registered four tackles (three solo)...tallied two passes defensed...**at Cleveland (11/19):** Started at cornerback...tallied six tackles (four solo) and one pass defensed...**at Arizona (11/26):** Started at cornerback... recorded six solo tackles...**vs. Indianapolis (12/3):** Started at cornerback...registered five tackles (four solo)...added two passes defensed and second interception of the season...**vs. Seattle (12/10):** Started at cornerback...registered two solo tackles...added one pass defensed and an interception in second consecutive game...**vs. Houston (12/17):** Started at cornerback... finished with four solo tackles...**at San Francisco (12/24):** Started at cornerback...tied a season high with seven tackles (four solo)...**at Tennessee (12/31):** Started at cornerback... registered three tackles (two solo)...**Wild Card vs. Buffalo (1/7):** Started at cornerback...recorded two solo tackles...added one passe defensed and tallied the first interception of his postseason career... **Divisional Round at Pittsburgh (1/14):** Started at cornerback...tallied four tackles (three solo)...**AFC**

**Championship at New England (1/21):** Started at cornerback... tallied two solo tackles.

**2016 Season:** Led all NFL rookies with 14 passes defensed... one-of-four rookies to return an interception for a touchdown... named AFC Defensive Player of the Week for Week 16 after registering four solo tackles, four passes defensed and an interception returned for a touchdown...became the second rookie in the previous eight seasons to tally 50-plus tackles, at least one pick-six and one forced fumble in their rookie season... **vs. Green Bay (9/11):** Started at cornerback...registered three tackles (two solo) in NFL debut...**at San Diego (9/18):** Started at cornerback...tallied six solo tackles...**vs. Baltimore (9/25):** Started at cornerback...recorded five tackles (four solo)...**vs. Indianapolis (10/2):** Started at cornerback...tallied four solo tackles...**at Chicago (10/16):** Started at cornerback...recorded two solo tackles and added the first pass defensed of his professional career...**vs. Oakland (10/23):** Started at cornerback...registered two solo tackles...**at Tennessee (10/27):** Started at cornerback... registered a career-high eight tackles (four solo)...**at Kansas City (11/6):** Started at cornerback...tallied two tackles (one solo)... **vs. Houston (11/13):** Started at cornerback...recorded six solo tackles...**at Detroit (11/20):** Started at cornerback...tallied six tackles (five solo)...**at Buffalo (11/27):** Started at cornerback... recorded three solo tackles...**vs. Denver (12/4):** Started at cornerback...had four tackles (three solo)...added two passes defensed...**vs. Minnesota (12/11):** Started at cornerback...tallied two tackles (one solo)...had one pass defensed...**at Houston (12/18):** Started at cornerback...registered four solo tackles... recorded first forced fumble of his career...had a career-high five passes defensed...tallied first interception of his professional career...**vs. Tennessee (12/24):** Started at cornerback...had four solo tackles...added four passes defensed and an interception in his second-consecutive game... **at Indianapolis (1/1):** Started at cornerback...tallied four solo tackles...added one pass defensed.

**College:** Started all 41 games during three years at Florida State...finished career with 180 tackles (119 solo), 23 passes defensed, 15.5 tackles for loss, 5.0 sacks, three forced fumbles, three interceptions and two fumble recoveries...became Florida State's 36th consensus All-American...All-ACC First-Team, AFCA First-Team All-America, Walter Camp First-Team All-America, ESPN.com First-Team All-America in final collegiate season.

**Personal:** Attended Brentwood (Tenn.) Academy, where he was rated a five-star prospect by both Rivals.com and Scout.com... was a four-star recruit according to ESPN and 247Sports...U.S. Army All-America selection.

# Jalen Ramsey, NFL Statistics

**Regular Season**

| | | Tackles | | | | Interceptions | | | | | | | Fumbles | | |
|---|---|---|---|---|---|---|---|---|---|---|---|---|---|---|---|
| Year | Team | G/S | Total | Solo | Asst. | Sacks | Yards | Int. | Yards | Long | TD | PD | FF | FR | Yards |
| 2016 | Jacksonville Jaguars | 16/16 | 65 | 55 | 10 | 0.0 | 0.0 | 2 | 65 | 35 | 1 | 14 | 1 | 0 | 0 |
| 2017 | Jacksonville Jaguars | 16/16 | 63 | 52 | 11 | 0.0 | 0.0 | 4 | 34 | 18 | 0 | 17 | 0 | 0 | 0 |
| 2018 | Jacksonville Jaguars | 16/16 | 65 | 62 | 3 | 0.0 | 0.0 | 3 | 0 | 0 | 0 | 13 | 0 | 0 | 0 |
| 2019 | Jaguars/Rams | 12/11 | 50 | 44 | 6 | 0.0 | 0.0 | 1 | 13 | 0 | 0 | 5 | 2 | 0 | 0 |
| 2020 | Los Angeles Rams | 1/1 | 6 | 6 | 0 | 0.0 | 0.0 | 0 | 0 | 0 | 0 | 1 | 0 | 0 | 0 |
| **Totals** | | **61/60** | **249** | **219** | **30** | **0.0** | **0.0** | **10** | **112** | **35** | **1** | **50** | **3** | **0** | **0** |

**Postseason**

| | | Tackles | | | | Interceptions | | | | | | | Fumbles | | |
|---|---|---|---|---|---|---|---|---|---|---|---|---|---|---|---|
| Year | Team | G/S | Total | Solo | Asst. | Sacks | Yards | Int. | Yards | Long | TD | PD | FF | FR | Yards |
| 2017 | Jacksonville Jaguars | 3/3 | 8 | 7 | 1 | 0.0 | 0.0 | 1 | 2 | 2 | 0 | 1 | 0 | 0 | 0 |
| **Totals** | | **3/3** | **8** | **7** | **1** | **0.0** | **0.0** | **1** | **2** | **2** | **0** | **0** | **0** | **0** | **0** |

# Jalen Ramsey, Game-By-Game

### 2020 Los Angeles Rams

| Game | W/L | P/S | T | S | A | Sk | Yds | Int | Yds | Lg | TD | PD | FF | FR | Yds |
|---|---|---|---|---|---|---|---|---|---|---|---|---|---|---|---|
| Dal 9/13 | W | 1/1 | 6 | 0 | 0 | 0.0 | 0.0 | 0 | 0 | 0 | 0 | 1 | 0 | 0 | 0 |
| at Phi 9/20 | - | 0/0 | 0 | 0 | 0 | 0.0 | 0.0 | 0 | 0 | 0 | 0 | 0 | 0 | 0 | 0 |
| at Buf 9/27 | - | 0/0 | 0 | 0 | 0 | 0.0 | 0.0 | 0 | 0 | 0 | 0 | 0 | 0 | 0 | 0 |
| NYG 10/4 | - | 0/0 | 0 | 0 | 0 | 0.0 | 0.0 | 0 | 0 | 0 | 0 | 0 | 0 | 0 | 0 |
| at Was 10/11 | - | 0/0 | 0 | 0 | 0 | 0.0 | 0.0 | 0 | 0 | 0 | 0 | 0 | 0 | 0 | 0 |
| at SF 10/18 | - | 0/0 | 0 | 0 | 0 | 0.0 | 0.0 | 0 | 0 | 0 | 0 | 0 | 0 | 0 | 0 |
| Chi 10/26 | - | 0/0 | 0 | 0 | 0 | 0.0 | 0.0 | 0 | 0 | 0 | 0 | 0 | 0 | 0 | 0 |
| at Mia 11/1 | - | 0/0 | 0 | 0 | 0 | 0.0 | 0.0 | 0 | 0 | 0 | 0 | 0 | 0 | 0 | 0 |
| Sea 11/15 | - | 0/0 | 0 | 0 | 0 | 0.0 | 0.0 | 0 | 0 | 0 | 0 | 0 | 0 | 0 | 0 |
| at TB 11/23 | - | 0/0 | 0 | 0 | 0 | 0.0 | 0.0 | 0 | 0 | 0 | 0 | 0 | 0 | 0 | 0 |
| SF 11/29 | - | 0/0 | 0 | 0 | 0 | 0.0 | 0.0 | 0 | 0 | 0 | 0 | 0 | 0 | 0 | 0 |
| at Ari 12/6 | - | 0/0 | 0 | 0 | 0 | 0.0 | 0.0 | 0 | 0 | 0 | 0 | 0 | 0 | 0 | 0 |
| NE 12/10 | - | 0/0 | 0 | 0 | 0 | 0.0 | 0.0 | 0 | 0 | 0 | 0 | 0 | 0 | 0 | 0 |
| NYJ 12/19 | - | 0/0 | 0 | 0 | 0 | 0.0 | 0.0 | 0 | 0 | 0 | 0 | 0 | 0 | 0 | 0 |
| at Sea 12/27 | - | 0/0 | 0 | 0 | 0 | 0.0 | 0.0 | 0 | 0 | 0 | 0 | 0 | 0 | 0 | 0 |
| Ari 1/3/21 | - | 0/0 | 0 | 0 | 2 | 0.0 | 0.0 | 0 | 0 | 0 | 0 | 0 | 0 | 0 | 0 |
| **Totals** | **1-0** | **1/1** | **6** | **0** | **0** | **0.0** | **0.0** | **0** | **0** | **0** | **0** | **1** | **0** | **0** | **0** |

### 2018 Jacksonville Jaguars

| Game | W/L | P/S | T | S | A | Sk | Yds | Int | Yds | Lg | TD | PD | FF | FR | Yds |
|---|---|---|---|---|---|---|---|---|---|---|---|---|---|---|---|
| at NYG 9/9 | W | 1/1 | 5 | 4 | 1 | 0.0 | 0 | 0 | 0 | 0 | 0 | 0 | 0 | 0 | 0 |
| NE 9/16 | W | 1/1 | 3 | 3 | 0 | 0.0 | 0 | 0 | 0 | 0 | 0 | 0 | 0 | 0 | 0 |
| Ten 9/23 | L | 1/1 | 4 | 4 | 0 | 0.0 | 0 | 0 | 0 | 0 | 0 | 0 | 0 | 0 | 0 |
| NYJ 9/30 | W | 1/1 | 1 | 1 | 0 | 0.0 | 0 | 0 | 0 | 0 | 0 | 1 | 0 | 0 | 0 |
| at KC 10/7 | L | 1/1 | 4 | 4 | 0 | 0.0 | 0 | 0 | 0 | 0 | 0 | 0 | 0 | 0 | 0 |
| at Dal 10/14 | L | 1/1 | 4 | 3 | 1 | 0.0 | 0 | 0 | 0 | 0 | 0 | 1 | 0 | 0 | 0 |
| Hou 10/21 | L | 1/1 | 1 | 1 | 0 | 0.0 | 0 | 0 | 0 | 0 | 0 | 1 | 0 | 0 | 0 |
| Phi 10/28 | L | 1/1 | 3 | 3 | 0 | 0.0 | 0 | 1 | 0 | 0 | 0 | 1 | 0 | 0 | 0 |
| at Ind 11/11 | L | 1/1 | 5 | 5 | 0 | 0.0 | 0 | 0 | 0 | 0 | 0 | 0 | 0 | 0 | 0 |
| Pit 11/18 | L | 1/1 | 8 | 8 | 0 | 0.0 | 0 | 2 | 0 | 0 | 0 | 3 | 0 | 0 | 0 |
| at Buf 11/25 | L | 1/1 | 4 | 3 | 1 | 0.0 | 0 | 0 | 0 | 0 | 0 | 1 | 0 | 0 | 0 |
| Ind 12/2 | W | 1/1 | 6 | 6 | 0 | 0.0 | 0 | 0 | 0 | 0 | 0 | 2 | 0 | 0 | 0 |
| at Ten 12/6 | L | 1/1 | 5 | 5 | 0 | 0.0 | 0 | 0 | 0 | 0 | 0 | 0 | 0 | 0 | 0 |
| Was 12/16 | L | 1/1 | 4 | 4 | 0 | 0.0 | 0 | 0 | 0 | 0 | 0 | 1 | 0 | 0 | 0 |
| at Mia 12/23 | W | 1/1 | 3 | 3 | 0 | 0.0 | 0 | 0 | 0 | 0 | 0 | 0 | 0 | 0 | 0 |
| at Hou 12/30 | L | 1/1 | 5 | 5 | 0 | 0.0 | 0 | 0 | 0 | 0 | 0 | 2 | 0 | 0 | 0 |
| **Totals** | **5-11** | **16/16** | **65** | **62** | **3** | **0.0** | **0** | **3** | **0** | **0** | **0** | **13** | **0** | **0** | **0** |

### 2016 Jacksonville Jaguars

| Game | W/L | P/S | T | S | A | Sk | Yds | Int | Yds | Lg | TD | PD | FF | FR | Yds |
|---|---|---|---|---|---|---|---|---|---|---|---|---|---|---|---|
| GB 9/11 | L | 1/1 | 3 | 2 | 1 | 0.0 | 0 | 0 | 0 | 0 | 0 | 0 | 0 | 0 | 0 |
| at SD 9/18 | L | 1/1 | 6 | 6 | 0 | 0.0 | 0 | 0 | 0 | 0 | 0 | 0 | 0 | 0 | 0 |
| Bal 9/25 | L | 1/1 | 5 | 4 | 1 | 0.0 | 0 | 0 | 0 | 0 | 0 | 0 | 0 | 0 | 0 |
| Ind 10/2 | W | 1/1 | 4 | 4 | 0 | 0.0 | 0 | 0 | 0 | 0 | 0 | 0 | 0 | 0 | 0 |
| at Chi 10/16 | W | 1/1 | 2 | 2 | 0 | 0.0 | 0 | 0 | 0 | 0 | 0 | 1 | 0 | 0 | 0 |
| Oak 10/23 | L | 1/1 | 2 | 2 | 0 | 0.0 | 0 | 0 | 0 | 0 | 0 | 0 | 0 | 0 | 0 |
| at Ten 10/27 | L | 1/1 | 8 | 4 | 4 | 0.0 | 0 | 0 | 0 | 0 | 0 | 0 | 0 | 0 | 0 |
| at KC 11/6 | L | 1/1 | 2 | 1 | 1 | 0.0 | 0 | 0 | 0 | 0 | 0 | 0 | 0 | 0 | 0 |
| Hou 11/13 | L | 1/1 | 6 | 6 | 0 | 0.0 | 0 | 0 | 0 | 0 | 0 | 0 | 0 | 0 | 0 |
| at Det 11/20 | L | 1/1 | 6 | 5 | 1 | 0.0 | 0 | 0 | 0 | 0 | 0 | 0 | 0 | 0 | 0 |
| at Buf 11/27 | L | 1/1 | 3 | 3 | 0 | 0.0 | 0 | 0 | 0 | 0 | 0 | 0 | 0 | 0 | 0 |
| Den 12/4 | L | 1/1 | 4 | 3 | 1 | 0.0 | 0 | 0 | 0 | 0 | 0 | 2 | 0 | 0 | 0 |
| Min 12/11 | L | 1/1 | 2 | 1 | 1 | 0.0 | 0 | 0 | 0 | 0 | 0 | 1 | 0 | 0 | 0 |
| at Hou 12/18 | L | 1/1 | 4 | 4 | 0 | 0.0 | 0 | 1 | 35 | 35 | 0 | 5 | 1 | 0 | 0 |
| Ten 12/24 | W | 1/1 | 4 | 4 | 0 | 0.0 | 0 | 1 | 30 | 30 | 1 | 4 | 0 | 0 | 0 |
| at Ind 1/1 | L | 1/1 | 4 | 4 | 0 | 0.0 | 0 | 0 | 0 | 0 | 0 | 1 | 0 | 0 | 0 |
| **Totals** | **3-13** | **16/16** | **65** | **55** | **10** | **0.0** | **0** | **2** | **65** | **35** | **1** | **14** | **1** | **0** | **0** |

### 2019 Jacksonville Jaguars/Los Angeles Rams

| Game | W/L | P/S | T | S | A | Sk | Yds | Int | Yds | Lg | TD | PD | FF | FR | Yds |
|---|---|---|---|---|---|---|---|---|---|---|---|---|---|---|---|
| KC 9/8 | L | 1/1 | 5 | 5 | 0 | 0.0 | 0.0 | 0 | 0 | 0 | 0 | 0 | 0 | 0 | 0 |
| at Hou 9/15 | L | 1/1 | 4 | 4 | 0 | 0.0 | 0.0 | 0 | 0 | 0 | 0 | 1 | 0 | 0 | 0 |
| Ten 9/19 | W | 1/1 | 8 | 4 | 4 | 0.0 | 0.0 | 0 | 0 | 0 | 0 | 0 | 1 | 0 | 0 |
| at Den 9/29 | W | | | | | | Inactive | | | | | | | | |
| at Car 10/6 | L | | | | | | Inactive | | | | | | | | |
| NO 10/13 | L | | | | | | Inactive | | | | | | | | |
| at Atl 10/20 | W | 1/0 | 4 | 4 | 0 | 0.0 | 0.0 | 0 | 0 | 0 | 0 | 0 | 1 | 0 | 0 |
| Cin 10/27 | W | 1/1 | 7 | 6 | 1 | 0.0 | 0.0 | 0 | 0 | 0 | 0 | 0 | 0 | 0 | 0 |
| at Pit 11/10 | L | 1/1 | 3 | 3 | 0 | 0.0 | 0.0 | 0 | 0 | 0 | 0 | 0 | 0 | 0 | 0 |
| Chi 11/17 | W | 1/1 | 4 | 3 | 1 | 0.0 | 0.0 | 0 | 0 | 0 | 0 | 1 | 0 | 0 | 0 |
| Bal 11/25 | L | 1/1 | 6 | 6 | 0 | 0.0 | 0.0 | 0 | 0 | 0 | 0 | 1 | 0 | 0 | 0 |
| at Ari 12/1 | W | 1/1 | 0 | 0 | 0 | 0.0 | 0.0 | 0 | 0 | 0 | 0 | 0 | 0 | 0 | 0 |
| Sea 12/8 | W | 1/1 | 4 | 4 | 0 | 0.0 | 0.0 | 0 | 0 | 0 | 0 | 0 | 0 | 0 | 0 |
| at Dal 12/15 | L | 1/1 | 1 | 1 | 0 | 0.0 | 0.0 | 0 | 0 | 0 | 0 | 0 | 0 | 0 | 0 |
| at SF 12/21 | L | 1/1 | 4 | 4 | 0 | 0.0 | 0.0 | 1 | 13 | 13 | 0 | 2 | 0 | 0 | 0 |
| Ari 12/29 | W | | | | | | Inactive | | | | | | | | |
| **Totals** | **8-9** | **12/11** | **50** | **44** | **6** | **0.0** | **0.0** | **1** | **13** | **13** | **0** | **5** | **2** | **0** | **0** |

### 2017 Jacksonville Jaguars

| Game | W/L | P/S | T | S | A | Sk | Yds | Int | Yds | Lg | TD | PD | FF | FR | Yds |
|---|---|---|---|---|---|---|---|---|---|---|---|---|---|---|---|
| at Hou 9/10 | W | 1/1 | 3 | 2 | 1 | 0.0 | 0 | 0 | 0 | 0 | 0 | 3 | 0 | 0 | 0 |
| Ten 9/17 | L | 1/1 | 2 | 2 | 0 | 0.0 | 0 | 0 | 0 | 0 | 0 | 0 | 0 | 0 | 0 |
| Bal 9/24 | W | 1/1 | 2 | 2 | 0 | 0.0 | 0 | 1 | 1 | 1 | 0 | 1 | 0 | 0 | 0 |
| at NYJ 10/1 | L | 1/1 | 4 | 4 | 0 | 0.0 | 0 | 0 | 0 | 0 | 0 | 1 | 0 | 0 | 0 |
| at Pit 10/8 | W | 1/1 | 7 | 7 | 0 | 0.0 | 0 | 1 | 15 | 15 | 0 | 4 | 0 | 0 | 0 |
| LA 10/15 | L | 1/1 | 3 | 1 | 2 | 0.0 | 0 | 0 | 0 | 0 | 0 | 0 | 0 | 0 | 0 |
| at Ind 10/22 | W | 1/1 | 4 | 4 | 0 | 0.0 | 0 | 0 | 0 | 0 | 0 | 2 | 0 | 0 | 0 |
| Cin 11/5 | W | 1/1 | 1 | 1 | 0 | 0.0 | 0 | 0 | 0 | 0 | 0 | 0 | 0 | 0 | 0 |
| LAC 11/12 | W | 1/1 | 4 | 3 | 1 | 0.0 | 0 | 0 | 0 | 0 | 0 | 2 | 0 | 0 | 0 |
| at Cle 11/19 | W | 1/1 | 6 | 4 | 2 | 0.0 | 0 | 0 | 0 | 0 | 0 | 1 | 0 | 0 | 0 |
| at Ari 11/26 | L | 1/1 | 6 | 6 | 0 | 0.0 | 0 | 0 | 0 | 0 | 0 | 0 | 0 | 0 | 0 |
| Ind 12/3 | W | 1/1 | 5 | 4 | 1 | 0.0 | 0 | 1 | 18 | 18 | 0 | 2 | 0 | 0 | 0 |
| Sea 12/10 | W | 1/1 | 2 | 2 | 0 | 0.0 | 0 | 1 | 0 | 0 | 0 | 1 | 0 | 0 | 0 |
| Hou 12/17 | W | 1/1 | 4 | 4 | 0 | 0.0 | 0 | 0 | 0 | 0 | 0 | 0 | 0 | 0 | 0 |
| at SF 12/24 | L | 1/1 | 3 | 4 | 3 | 0.0 | 0 | 0 | 0 | 0 | 0 | 0 | 0 | 0 | 0 |
| at Ten 12/31 | L | 1/1 | 7 | 2 | 1 | 0.0 | 0 | 0 | 0 | 0 | 0 | 0 | 0 | 0 | 0 |
| **Totals** | **10/6** | **16/16** | **63** | **52** | **11** | **0.0** | **0** | **4** | **34** | **18** | **0** | **17** | **0** | **0** | **0** |

### 2017 Postseason

| Game | W/L | P/S | T | S | A | Sk | Yds | Int | Yds | Lg | TD | PD | FF | FR | Yds |
|---|---|---|---|---|---|---|---|---|---|---|---|---|---|---|---|
| Buf 1/7* | W | 1/1 | 2 | 2 | 0 | 0.0 | 0 | 1 | 2 | 2 | 0 | 1 | 0 | 0 | 0 |
| at Pit 1/14^ | W | 1/1 | 4 | 3 | 1 | 0.0 | 0 | 0 | 0 | 0 | 0 | 0 | 0 | 0 | 0 |
| at NE 1/21! | L | 1/1 | 2 | 2 | 0 | 0.0 | 0 | 0 | 0 | 0 | 0 | 0 | 0 | 0 | 0 |
| **Totals** | **2-1** | **3/3** | **8** | **7** | **1** | **0.0** | **0** | **1** | **2** | **2** | **0** | **1** | **0** | **0** | **0** |

* Denotes AFC Wild Card Game, ^ Denotes AFC Divisional Round Game, ! Denotes AFC Championship Game



# 24 Taylor Rapp

**Safety • Washington • Bellingham, Wash.**

**Ht./Wt.:** 6-0/208
**NFL Exp.:** 2 (2nd Rams)
**GP/GS, (Playoffs):** 16/10, (0/0)
**Birth Date:** 12/22/1997
**Acquired:** D2A-'19 (No. 61 Overall)

**Transactions:** Selected by the Rams in the second round (No. 61 overall) of the 2019 NFL Draft (4/26/19).

**Pro:** Appeared in 16 games with 10 starts in his career...recorded 100 tackles (62 solo) while recording two interceptions, both off Cardinals QB Kyler Murray...finished rookie season with the third-most tackles by any rookie (99).

**2020 Season: vs. Dallas (9/13):** Recorded one solo tackle and one assisted tackle on special teams.

**2019 Season:** Started in 10 of his 15 games played...finished his rookie campaign third on the team with 99 tackles (61 solo)...added eight passes defensed and two interceptions, including a pick-six in a Week 13 win in Arizona...**at Carolina (9/8):** Finished third on the team with seven tackles (three solo)...played 32 snaps (48 percent) on defense and 16 (46 percent) on special teams...added a special teams tackle...**vs. New Orleans (9/15):** Tallied six tackles (two solo)...recorded his first-career pass defensed...**at Cleveland (9/22):** Recorded three tackles (one solo)...added one pass defensed...**vs. Tampa Bay (9/29):** Registered three tackles (one solo)...**at Seattle (10/3):** Declared inactive...**vs. San Francisco (10/13):** Totaled six tackles (four solo)...**at Atlanta (10/20):** Earned his first-career start at safety...recorded six tackles (five solo)...**vs. Cincinnati (10/27):** Started at saftey...led the defense with 12 tackles (nine solo)...added one pass defensed...**at Pittsburgh (11/10):** Started at safety...tallied 9 tackles (six solo)...included two tackles for a loss...**vs. Chicago (11/17):** Started at safety...tallied eight tackles (seven solo)...including one tackle for loss...added one pass defensed...**vs. Baltimore (11/25):** Started at safety...recorded his first career QB hit...tallied 10 tackles (six solo)...added one pass defensed...**at Arizona (12/1):** Started at safety...recorded his first-career interception and returned it 31 yards for a touchdown...tallied two solo tackles...included one pass defensed...**vs. Seattle (12/8):** Started at safety...tallied six tackles (four solo)...**at Dallas (12/15):** Started at safety...totaled 10 tackles (three solo)...**at San Francisco (12/21):** Started at safety...recorded five tackles (four solo)...**vs. Arizona (12/29):** Started at safety...recorded the second interception of his career and his second off Cardinals QB Kyler Murray...recovered one fumble and defensed one pass...registered six tackles (four solo).

**College:** Played in and started the first 13 games of the 2018 season, before missing the Rose Bowl due to injury...named a 2018 first-team All-American by various media outlets, received 2018 All-Pac-12 First-Team honors...finished fourth on the Husky defense with 59 tackles (33 solo)...led the team with 5.0 sacks in his final season at Washington...made three tackles, including 2.0 sacks and recovered a fumble in the Husky win over North Dakota...posted a career-high nine tackles, including one for a loss at Oregon...in 2017, as a sophomore, played in all 13 games, started 12...named to the Academic All-Pac-12 First-Team...also earned first-team All-Pac-12 accolades...finished third on the team with 59 tackles (38 solo)...added 2.0 sacks and one interception on the season...named the UW coaches' special teams player of the game after the victory over Montana, when he finished with three solo tackles...posted six tackles and notched his fifth career interception in win over Utah...tallied four tackles against Penn State in the Fiesta Bowl...played in all 14 games, starting 10 as a freshman in 2014...finished fifth on the team with 53 tackles (29 solo)...one-of-four freshmen to play in the season opener against Rutgers...snared two interceptions and added five tackles against USC...made seven tackles against Alabama in the Chick-fil-A Peach Bowl...earned the Travis Spring Most Outstanding Freshman at the team's postseason awards banquet.

**Personal:** Attended Sehome High School where as a senior, earned *USA Today* All-State First-Team, *Associated Press* 2A All-State First-Team, All-Whatcom County First-Team, and All-NWC First-Team honors...earned a spot on the All-USA Western Washington First Team as a defensive back...played on the USA National Teams at the youth level...credited with 117 tackles, seven tackles for loss, four forced fumbles and three interceptions as a senior in 2015...played for Coach Bob Norvell at Sehome.

## Taylor Rapp, NFL Statistics

**Regular Season**

| | | | Tackles | | | | | Interceptions | | | | | Fumbles | | |
|---|---|---|---|---|---|---|---|---|---|---|---|---|---|---|---|
| Year | Team | G/S | Total | Solo | Asst. | Sacks | Yards | Int. | Yards | Long | TD | PD | FF | FR | Yards |
| 2019 | Los Angeles Rams | 16/10 | 99 | 61 | 38 | 0.0 | 0.0 | 2 | 31t | 31t | 1 | 8 | 0 | 1 | 0 |
| 2020 | Los Angeles Rams | 1/0 | 1 | 1 | 0 | 0.0 | 0.0 | 0 | 0 | 0 | 0 | 0 | 0 | 0 | 0 |
| **Totals** | | **17/10** | **100** | **62** | **38** | **0.0** | **0.0** | **2** | **31t** | **31t** | **1** | **8** | **0** | **1** | **0** |

**Additional Career Statistics:** Special teams tackles: Rams: 2020 (1), 2019 (1),

# Taylor Rapp, Game-By-Game

## 2020 Los Angeles Rams

| Game | W/L | P/S | T | S | A | Sk | Yds | Int | Yds | Lg | TD | PD | FF | FR | Yds |
|---|---|---|---|---|---|---|---|---|---|---|---|---|---|---|---|
| Dal 9/13 | W | 1/0 | 1 | 1 | 0 | 0.0 | 0.0 | 0 | 0 | 0 | 0 | 0 | 0 | 0 | 0 |
| at Phi 9/20 | - | 0/0 | 0 | 0 | 0 | 0.0 | 0.0 | 0 | 0 | 0 | 0 | 0 | 0 | 0 | 0 |
| at Buf 9/27 | - | 0/0 | 0 | 0 | 0 | 0.0 | 0.0 | 0 | 0 | 0 | 0 | 0 | 0 | 0 | 0 |
| NYG 10/4 | - | 0/0 | 0 | 0 | 0 | 0.0 | 0.0 | 0 | 0 | 0 | 0 | 0 | 0 | 0 | 0 |
| at Was 10/11 | - | 0/0 | 0 | 0 | 0 | 0.0 | 0.0 | 0 | 0 | 0 | 0 | 0 | 0 | 0 | 0 |
| at SF 10/18 | - | 0/0 | 0 | 0 | 0 | 0.0 | 0.0 | 0 | 0 | 0 | 0 | 0 | 0 | 0 | 0 |
| Chi 10/26 | - | 0/0 | 0 | 0 | 0 | 0.0 | 0.0 | 0 | 0 | 0 | 0 | 0 | 0 | 0 | 0 |
| at Mia 11/1 | - | 0/0 | 0 | 0 | 0 | 0.0 | 0.0 | 0 | 0 | 0 | 0 | 0 | 0 | 0 | 0 |
| Sea 11/15 | - | 0/0 | 0 | 0 | 0 | 0.0 | 0.0 | 0 | 0 | 0 | 0 | 0 | 0 | 0 | 0 |
| at TB 11/23 | - | 0/0 | 0 | 0 | 0 | 0.0 | 0.0 | 0 | 0 | 0 | 0 | 0 | 0 | 0 | 0 |
| SF 11/29 | - | 0/0 | 0 | 0 | 0 | 0.0 | 0.0 | 0 | 0 | 0 | 0 | 0 | 0 | 0 | 0 |
| at Ari 12/6 | - | 0/0 | 0 | 0 | 0 | 0.0 | 0.0 | 0 | 0 | 0 | 0 | 0 | 0 | 0 | 0 |
| NE 12/10 | - | 0/0 | 0 | 0 | 0 | 0.0 | 0.0 | 0 | 0 | 0 | 0 | 0 | 0 | 0 | 0 |
| NYJ 12/19 | - | 0/0 | 0 | 0 | 0 | 0.0 | 0.0 | 0 | 0 | 0 | 0 | 0 | 0 | 0 | 0 |
| at Sea 12/27 | - | 0/0 | 0 | 0 | 0 | 0.0 | 0.0 | 0 | 0 | 0 | 0 | 0 | 0 | 0 | 0 |
| Ari 1/3/21 | - | 0/0 | 0 | 0 | 2 | 0.0 | 0.0 | 0 | 0 | 0 | 0 | 0 | 0 | 0 | 0 |
| **Totals** | **1-0** | **1/0** | **1** | **1** | **0** | **0.0** | **0.0** | **0** | **0** | **0** | **0** | **0** | **0** | **0** | **0** |

## 2019 Los Angeles Rams

| Game | W/L | P/S | T | S | A | Sk | Yds | Int | Yds | Lg | TD | PD | FF | FR | Yds |
|---|---|---|---|---|---|---|---|---|---|---|---|---|---|---|---|
| at Car 9/8 | W | 1/0 | 7 | 3 | 4 | 0.0 | 0.0 | 0 | 0 | 0 | 0 | 0 | 0 | 0 | 0 |
| NO 9/15 | W | 1/0 | 6 | 2 | 4 | 0.0 | 0.0 | 0 | 0 | 0 | 0 | 1 | 0 | 0 | 0 |
| at Cle 9/22 | W | 1/0 | 3 | 1 | 2 | 0.0 | 0.0 | 0 | 0 | 0 | 0 | 1 | 0 | 0 | 0 |
| TB 9/29 | L | 1/0 | 3 | 1 | 2 | 0.0 | 0.0 | 0 | 0 | 0 | 0 | 0 | 0 | 0 | 0 |
| at Sea 10/3 | L | 0/0 | | | | | Inactive | | | | | | | | |
| SF 10/13 | L | 1/0 | 6 | 4 | 2 | 0.0 | 0.0 | 0 | 0 | 0 | 0 | 0 | 0 | 0 | 0 |
| at Atl 10/20 | W | 1/1 | 6 | 5 | 1 | 0.0 | 0.0 | 0 | 0 | 0 | 0 | 0 | 0 | 0 | 0 |
| Cin 10/27 | W | 1/1 | 12 | 9 | 3 | 0.0 | 0.0 | 0 | 0 | 0 | 0 | 1 | 0 | 0 | 0 |
| at Pit 11/10 | L | 1/1 | 9 | 6 | 3 | 0.0 | 0.0 | 0 | 0 | 0 | 0 | 0 | 0 | 0 | 0 |
| Chi 11/17 | W | 1/1 | 8 | 7 | 1 | 0.0 | 0.0 | 0 | 0 | 0 | 0 | 1 | 0 | 0 | 0 |
| Bal 11/25 | L | 1/1 | 10 | 6 | 4 | 0.0 | 0.0 | 0 | 0 | 0 | 0 | 1 | 0 | 0 | 0 |
| at Ari 12/1 | W | 1/1 | 2 | 2 | 0 | 0.0 | 0.0 | 1 | 31t | 31t | 1 | 2 | 0 | 0 | 0 |
| Sea 12/8 | W | 1/1 | 6 | 4 | 2 | 0.0 | 0.0 | 0 | 0 | 0 | 0 | 0 | 0 | 0 | 0 |
| at Dal 12/15 | L | 1/1 | 10 | 3 | 7 | 0.0 | 0.0 | 0 | 0 | 0 | 0 | 0 | 0 | 0 | 0 |
| at SF 12/21 | L | 1/1 | 5 | 4 | 1 | 0.0 | 0.0 | 0 | 0 | 0 | 0 | 0 | 0 | 0 | 0 |
| Ari 12/29 | W | 1/1 | 6 | 4 | 2 | 0.0 | 0.0 | 1 | 27 | 27 | 0 | 1 | 0 | 1 | 0 |
| **Totals** | **9-7** | **15/10** | **99** | **61** | **38** | **0.0** | **0.0** | **2** | **31t** | **31t** | **1** | **8** | **0** | **1** | **0** |



# 51 Troy Reeder

**Linebacker • Delaware • Hockessin, Del.**

**Ht./Wt.:** 6-3/245
**NFL Exp.:** 2 (2nd Rams)
**GP/GS, (Playoffs):** 17/8, (0/0)
**Birth Date:** 9/13/1994
**Acquired:** UDFA-'19

**Transactions:** Signed by the Rams as an undrafted rookie free agent (5/14/19).

**Pro:** Has appeared in 17 games with eight starts in his career... tallied 53 tackles (32 solo) and forced two fumbles...tallied the second-most tackles by a rookie in a single game in 2019 when he tallied 13 in Week 5 game at Seattle.

**2020 Season: vs. Dallas (9/13):** Assisted with one tackle on special teams.

**2019 Season:** Started eight-of-16 games played...totaled 53 tackles (32 solo)...forced two fumbles...one-of-three Rams defenders to make the roster in 2019 after joining the team as an undrafted free agent...**at Carolina (9/8):** Played 17 snaps (51 percent) on special teams...**vs. New Orleans (9/15):** Played 15 snaps on special teams...did not record any stats...**at Cleveland (9/22):** Appeared in 12 snaps on special teams...did not record any statistics...**vs. Tampa Bay (9/29):** Recorded his first career tackle...finsished the game with three total tackles (two solo)... **at Seattle (10/3):** Made his first career start at linebacker... totaled a team-high 13 tackles (eight solo)...**vs. San Francisco (10/13):** Started at linebacker...tallied 10 tackles (seven solo)... **at Atlanta (10/20):** Started at linebacker...forced one fumble on special teams...recorded five tackles (one solo) on defense... **vs. Cincinnati (10/27):** Appeared in 15 special teams plays (62 percent)...played 10 snaps on defense (12 percent)...**at Pittsburgh (11/10):** Started at linebacker...recorded one solo tackle...**vs. Chicago (11/17):** Assisted on one tackle...**vs. Baltimore (11/25):** Appeared in 24 special teams plays (89 percent) while playing one snap defensively...**at Arizona (12/1):** Started at linebacker...tallied six tackles (five solo)...**vs. Seattle (12/8):** Assisted on one tackle... **at San Francisco (12/21):** Started at linebacker...tallied three tackles (two solo)...**vs. Arizona (12/29):** Started at linebacker... tallied five tackles (three solo)...forced one fumble...added one tackle on special teams.

**College:** In his three seasons at Delaware, totaled 283 tackles... currently ranks 22nd all-time at Delaware in total tackles...earned First-Team All-CAA honors all three years as a Blue Hen...in 2018, earned All-American accolades after recording 131 tackles on the year, the fifth-most in a single-season ever by a Delaware player.... named a finalist for the Buck Buchanan Award, given to FCS' top defensive player...as a junior in 2017, started all 11 games at outside linebacker for the Blue Hens named First-Team All-CAA... finished the season ranked first on the team in tackles with 89 (34 solo)...added 1.5 sacks, seven tackles for loss, one forced fumble, one fumble recovery, one interception, three pass breakups... blocked one kick on special teams...fielded one punt return for 20 yards...in 2016, started all 11 games at outside linebacker after transferring from Penn State...earned honorable mention Hero Sports Sophomore All-American honors....named Second-Team All-CAA honors...finished second on the team with 63 tackles (36 solo)...added 1.0 sack, 4.5 tackles for loss, two interceptions, one pass breakup and two forced fumbles, one fumble recovery, and a blocked kick...in 2015, at Penn State, started at outside linebacker in 11 games as a redshirt freshman...earned First-Team Freshman All-Big 10 and Second-Team Freshman All-American honors... ranked fourth on the team with 67 tackles...added 5.5 tackles for loss and an interception...redshirted as a true freshman at Penn State in 2014.

**Personal:** Reeder was an honor student as a finance major at Delaware...career objective is to work in real estate investment and development...his father, Dan, played fullback and linebacker at Delaware and played two seasons in the NFL with the Los Angeles Raiders (fifth-round draft pick) and Pittsburgh Steelers as a fullback.

## Troy Reeder, NFL Statistics

**Regular Season**

| | | Tackles | | | | | | Interceptions | | | | | Fumbles | | |
|---|---|---|---|---|---|---|---|---|---|---|---|---|---|---|---|
| Year | Team | G/S | Total | Solo | Asst. | Sacks | Yards | Int. | Yards | Long | TD | PD | FF | FR | Yards |
| 2019 | Los Angeles Rams | 16/8 | 53 | 32 | 21 | 0.0 | 0.0 | 0 | 0 | 0 | 0 | 0 | 2 | 0 | 0 |
| 2020 | Los Angeles Rams | 1/0 | 0 | 0 | 0 | 0.0 | 0.0 | 0 | 0 | 0 | 0 | 0 | 0 | 0 | 0 |
| **Totals** | | **17/8** | **53** | **32** | **21** | **0.0** | **0.0** | **0** | **0** | **0** | **0** | **0** | **2** | **0** | **0** |

**Additional Career Statistics:** Special teams tackles: Rams: 2020 (1), 2019 (6)

# Troy Reeder, Game-By-Game

## 2020 Los Angeles Rams

| Game | W/L | P/S | T | S | A | Sk | Yds | Int | Yds | Lg | TD | PD | FF | FR | Yds |
|---|---|---|---|---|---|---|---|---|---|---|---|---|---|---|---|
| Dal 9/13 | W | 1/0 | 0 | 0 | 0 | 0.0 | 0.0 | 0 | 0 | 0 | 0 | 0 | 0 | 0 | 0 |
| at Phi 9/20 | - | 0/0 | 0 | 0 | 0 | 0.0 | 0.0 | 0 | 0 | 0 | 0 | 0 | 0 | 0 | 0 |
| at Buf 9/27 | - | 0/0 | 0 | 0 | 0 | 0.0 | 0.0 | 0 | 0 | 0 | 0 | 0 | 0 | 0 | 0 |
| NYG 10/4 | - | 0/0 | 0 | 0 | 0 | 0.0 | 0.0 | 0 | 0 | 0 | 0 | 0 | 0 | 0 | 0 |
| at Was 10/11 | - | 0/0 | 0 | 0 | 0 | 0.0 | 0.0 | 0 | 0 | 0 | 0 | 0 | 0 | 0 | 0 |
| at SF 10/18 | - | 0/0 | 0 | 0 | 0 | 0.0 | 0.0 | 0 | 0 | 0 | 0 | 0 | 0 | 0 | 0 |
| Chi 10/26 | - | 0/0 | 0 | 0 | 0 | 0.0 | 0.0 | 0 | 0 | 0 | 0 | 0 | 0 | 0 | 0 |
| at Mia 11/1 | - | 0/0 | 0 | 0 | 0 | 0.0 | 0.0 | 0 | 0 | 0 | 0 | 0 | 0 | 0 | 0 |
| Sea 11/15 | - | 0/0 | 0 | 0 | 0 | 0.0 | 0.0 | 0 | 0 | 0 | 0 | 0 | 0 | 0 | 0 |
| at TB 11/23 | - | 0/0 | 0 | 0 | 0 | 0.0 | 0.0 | 0 | 0 | 0 | 0 | 0 | 0 | 0 | 0 |
| SF 11/29 | - | 0/0 | 0 | 0 | 0 | 0.0 | 0.0 | 0 | 0 | 0 | 0 | 0 | 0 | 0 | 0 |
| at Ari 12/6 | - | 0/0 | 0 | 0 | 0 | 0.0 | 0.0 | 0 | 0 | 0 | 0 | 0 | 0 | 0 | 0 |
| NE 12/10 | - | 0/0 | 0 | 0 | 0 | 0.0 | 0.0 | 0 | 0 | 0 | 0 | 0 | 0 | 0 | 0 |
| NYJ 12/19 | - | 0/0 | 0 | 0 | 0 | 0.0 | 0.0 | 0 | 0 | 0 | 0 | 0 | 0 | 0 | 0 |
| at Sea 12/27 | - | 0/0 | 0 | 0 | 0 | 0.0 | 0.0 | 0 | 0 | 0 | 0 | 0 | 0 | 0 | 0 |
| Ari 1/3/21 | - | 0/0 | 0 | 0 | 2 | 0.0 | 0.0 | 0 | 0 | 0 | 0 | 0 | 0 | 0 | 0 |
| **Totals** | **1-0** | **1/0** | **0** | **0** | **0** | **0.0** | **0.0** | **0** | **0** | **0** | **0** | **0** | **0** | **0** | **0** |

## 2019 Los Angeles Rams

| Game | W/L | P/S | T | S | A | Sk | Yds | Int | Yds | Lg | TD | PD | FF | FR | Yds |
|---|---|---|---|---|---|---|---|---|---|---|---|---|---|---|---|
| at Car 9/8 | W | 1/0 | 0 | 0 | 0 | 0.0 | 0.0 | 0 | 0 | 0 | 0 | 0 | 0 | 0 | 0 |
| NO 9/15 | W | 1/0 | 0 | 0 | 0 | 0.0 | 0.0 | 0 | 0 | 0 | 0 | 0 | 0 | 0 | 0 |
| at Cle 9/22 | W | 1/0 | 0 | 0 | 0 | 0.0 | 0.0 | 0 | 0 | 0 | 0 | 0 | 0 | 0 | 0 |
| TB 9/29 | L | 1/0 | 3 | 2 | 1 | 0.0 | 0.0 | 0 | 0 | 0 | 0 | 0 | 0 | 0 | 0 |
| at Sea 10/3 | L | 1/1 | 13 | 8 | 5 | 0.0 | 0.0 | 0 | 0 | 0 | 0 | 0 | 0 | 0 | 0 |
| SF 10/13 | L | 1/1 | 10 | 7 | 3 | 0.0 | 0.0 | 0 | 0 | 0 | 0 | 0 | 0 | 0 | 0 |
| at Atl 10/20 | W | 1/1 | 5 | 1 | 4 | 0.0 | 0.0 | 0 | 0 | 0 | 0 | 0 | 1 | 0 | 0 |
| Cin 10/27 | W | 1/0 | 0 | 0 | 0 | 0.0 | 0.0 | 0 | 0 | 0 | 0 | 0 | 0 | 0 | 0 |
| at Pit 11/10 | L | 1/1 | 1 | 1 | 0 | 0.0 | 0.0 | 0 | 0 | 0 | 0 | 0 | 0 | 0 | 0 |
| Chi 11/17 | W | 1/0 | 1 | 0 | 1 | 0.0 | 0.0 | 0 | 0 | 0 | 0 | 0 | 0 | 0 | 0 |
| Bal 11/25 | L | 1/0 | 0 | 0 | 0 | 0.0 | 0.0 | 0 | 0 | 0 | 0 | 0 | 0 | 0 | 0 |
| at Ari 12/1 | W | 1/1 | 6 | 5 | 1 | 0.0 | 0.0 | 0 | 0 | 0 | 0 | 0 | 0 | 0 | 0 |
| Sea 12/8 | W | 1/0 | 1 | 0 | 1 | 0.0 | 0.0 | 0 | 0 | 0 | 0 | 0 | 0 | 0 | 0 |
| at Dal 12/15 | L | 1/0 | 5 | 3 | 2 | 0.0 | 0.0 | 0 | 0 | 0 | 0 | 0 | 0 | 0 | 0 |
| at SF 12/21 | L | 1/1 | 3 | 2 | 1 | 0.0 | 0.0 | 0 | 0 | 0 | 0 | 0 | 0 | 0 | 0 |
| Ari 12/29 | W | 1/1 | 5 | 3 | 2 | 0.0 | 0.0 | 0 | 0 | 0 | 0 | 0 | 1 | 0 | 0 |
| **Totals** | **9-7** | **16/8** | **53** | **32** | **21** | **0.0** | **0.0** | **0** | **0** | **0** | **0** | **0** | **2** | **0** | **0** |



# 11 Josh Reynolds

Wide Receiver • Texas A&M • San Antonio, Texas

**Ht./Wt.:** 6-3/196
**NFL Exp.:** 4 (4th Rams)
**GP/GS:** 49/12, (Playoffs): (4/2)
**Birth Date:** 2/16/1995
**Acquired:** D4A-'17 (No. 117 Overall)

**Transactions:** Selected by the Rams in the fourth round (117th overall) of the 2017 NFL Draft (4/30/17).

**Pro:** Fourth-year pro, has played in all 49 regular season games (12 starts) and four postseason contests (two starts) since being drafted by the Rams in 2017...tallied 62 career receptions for 849yards and seven touchdowns.

**2020 Season:** Started the season at wide receiver...**vs. Dallas (9/13):** Started at wide receiver...finished with one catch for 17 yards on only target.

**2019 Season:** Played in all 16 games with two starts...finished the season with 21 receptions, 327 receiving yards and one touchdown..**at Carolina (9/8):** Targeted twice in Week 1 win over Carolina...did not record any statistics...**vs. New Orleans (9/15):** Saw action at wide receiver and on special teams...**at Cleveland (9/22):** Targeted once in Week 3 win over Cleveland...**vs. Tampa Bay (9/29):** Caught his first reception of the season for 22 yards... played 11 special teams snaps (29 percent)...**at Seattle (10/3):** Caught one pass for 12 yards...**vs. San Francisco (10/13):** Targeted once...did not record any statistics...**at Atlanta (10/20):** Targeted once...did not record any statistics...**vs. Cincinnati (10/27):** Caught three passes for 73 yards with a long of 31 yards...recorded his seventh career touchdown...**at Pittsburgh (11/10):** Caught three passes for 49 yards with a long of 21 yards...**vs. Chicago (11/17):** Caught three passes for 55 yards with a long of 26 yards...**vs. Baltimore (11/25):** Caught two passes for eight yards with a long of six yards...**at Arizona (12/1):** Hauled in four passes for 39 yards with a long of 20 yards...**vs. Seattle (12/8):** Rushed three times for 29 yards with a career-long of 12 yards and average of 9.7 yards...**at Dallas (12/15):** Caught two receptions for 36 yards with a long of 28 yards...**at San Francisco (12/21):** Caught two passes for 32 yards with a long of 24 yards....**vs. Arizona (12/29):** Targeted once...did not record any statistics.

**2018 Season:** Finished the regular season with a career-high in receptions (29), receiving yards (402) and touchdowns (five)... played in all 16 regular season games and three postseason contests...**at Seattle (10/7):** Caught two passes for 39 yards with a long of 22...recorded one rushing attempt for a 10-yard gain... added one special teams tackle...**at San Francisco (10/21):** Started at wide receiver...caught one pass for 19 yards...**vs. Green Bay (10/28):** Caught three passes for 42 yards and a career-high two touchdowns...**vs. Seattle (11/11):** Appeared in 10 offensive plays and seven special teams plays...recovered an onside kick... **vs. Kansas City (11/19):** Caught a career-high six passes for 80 yards and one touchdown...**at Detroit (12/2):** Caught two passes for 19 yards with a long of 14 yards...**at Chicago (12/9):** Caught three passes for 36 yards...**vs. Philadelphia (12/16):** Caught five passes for 70 yards...had a career-long 33-yard reception...**at Arizona (12/23):** Caught two passes for 44 yards with a long of 26 yards...**vs. San Francisco (12/30):** Caught four passes for 55 yards and two touchdowns...marked his second multi-touchdown game of the season...**Divisional Round vs. Dallas (1/12/19):** Made first-career playoff start...caught one pass for 19 yards... rushed the ball once for nine yards...**Championship Round at New Orleans (1/20/19):** Caught four passes for 74 yards...rushed the ball once for 16 yards...**Super Bowl LIII (2/3/19):** Caught three passes for 28 yards.

**2017 Season:** Finished the regular season with 11 receptions for 104 yards and one touchdown...**vs. Washington (9/17):** Recorded first-career reception for 28 yards on a fake punt from P Johnny Hekker...**vs. New Orleans (11/26):** Made his first career start at wide receiver...tallied four catches for 37 yards...scored his first-career touchdown on a seven-yard strike from QB Jared Goff...**Wild Card vs. Atlanta (1/6/18):** Saw action at wide receiver and on special teams...made one special teams tackle.

**College:** Led the SEC with 30 career receiving touchdowns, which ranks second in school history...also led the SEC in receiving yards (2,788)...caught a touchdown in the final eight games of his career...is the only player in Texas A&M and SEC history with multiple 90-yard plus receptions in his career...made at least two catches in every game...finished 2016 season with 61 receptions for 885 yards and 12 touchdowns...as a junior in 2015, averaged a team-best 17.8 yards on 51 catches for 907 yards while seeing action in 12 of 13 games...reeled in five touchdowns...had three 100-yard games...posted a career high 11 receptions for 177 yards against Louisville in the bowl game... in 2014, had a spectacular first season at Texas A&M with a team-best 842 receiving yards and 13 receiving touchdowns on 52 catches...broke the school record for receiving touchdowns previously held by Jeff Fuller (2010) and Mike Evans (2013)... his 13 receiving scores ranked No. 2 in the SEC and tied for No. 5 nationally...was the only receiver to catch at least one pass in all 13 games...reeled in at least one touch catch in nine games... in 2013, attended Tyler Junior College in Tyler, Texas...earned second-team all-conference honors at TJC after making 44 catches for 782 yards and 12 touchdowns.

**Personal:** Attended John Jay High School in San Antonio, Texas...named to the San Antonio Express-News' Class 5A "Super Team" as a senior... also earned all-District 27-5A honors after making 44 catches for 667 yards and eight touchdowns and 48 tackles and three pickoffs on defense...son of Michele Reynolds...recreation, park and tourism sciences major.

# Josh Reynolds, NFL Statistics

## Regular Season

| | | | Receiving | | | | | Rushing | | | |
|---|---|---|---|---|---|---|---|---|---|---|---|
| Year | Team | G/S | No. | Yards | Avg. | Long | TD | Att. | Yards | Avg. | Long | TD |
| 2017 | Los Angeles Rams | 16/1 | 11 | 104 | 9.5 | 28 | 1 | 0 | 0 | 0.0 | 0 | 0 |
| 2018 | Los Angeles Rams | 16/8 | 29 | 402 | 13.9 | 33 | 5 | 2 | 8 | 4.0 | 10 | 0 |
| 2019 | Los Angeles Rams | 16/2 | 21 | 327 | 15.5 | 31 | 1 | 5 | 23 | 4.6 | 12 | 0 |
| 2020 | Los Angeles Rams | 1/1 | 1 | 17 | 17.0 | 17 | 0 | 0 | 0 | 0 | 0 | 0 |
| **Totals** | | **49/12** | **62** | **849** | **13.7** | **33** | **7** | **7** | **31** | **4.4** | **12** | **0** |

## Postseason

| | | | Receiving | | | | | Rushing | | | |
|---|---|---|---|---|---|---|---|---|---|---|---|
| Year | Team | G/S | No. | Yards | Avg. | Long | TD | Att. | Yards | Avg. | Long | TD |
| 2017 | Los Angeles Rams | 1/0 | 0 | 0 | 0.0 | 0 | 0 | 0 | 0 | 0.0 | 0 | 0 |
| 2018 | Los Angeles Rams | 3/2 | 8 | 121 | 15.1 | 33 | 0 | 2 | 25 | 12.5 | 16 | 0 |
| **Totals** | | **4/2** | **8** | **121** | **15.1** | **33** | **0** | **2** | **25** | **12.5** | **16** | **0** |

**Additional Career Statistics:** Special Teams Tackles: 2018: (1), 2017: (2), 2017 Postseason: (1).

# Josh Reynolds, Game-By-Game

### 2020 Los Angeles Rams

| | | | Receiving | | | | | Rushing | | | | |
|---|---|---|---|---|---|---|---|---|---|---|---|---|
| Game | W/L | P/S | No. | Yards | Avg. | Long | TD | Att. | Yards | Avg. | Long | TD |
| Dal 9/13 | W | 1/1 | 1 | 17 | 17.0 | 17 | 0 | 0 | 0 | 0.0 | 0 | 0 |
| at Phi 9/20 | - | 0/0 | 0 | 0 | 0.0 | 0 | 0 | 0 | 0 | 0.0 | 0 | 0 |
| at Buf 9/27 | - | 0/0 | 0 | 0 | 0.0 | 0 | 0 | 0 | 0 | 0.0 | 0 | 0 |
| NYG 10/4 | - | 0/0 | 0 | 0 | 0.0 | 0 | 0 | 0 | 0 | 0.0 | 0 | 0 |
| at Was 10/11 | - | 0/0 | 0 | 0 | 0.0 | 0 | 0 | 0 | 0 | 0.0 | 0 | 0 |
| at SF 10/18 | - | 0/0 | 0 | 0 | 0.0 | 0 | 0 | 0 | 0 | 0.0 | 0 | 0 |
| Chi 10/26 | - | 0/0 | 0 | 0 | 0.0 | 0 | 0 | 0 | 0 | 0.0 | 0 | 0 |
| at Mia 11/1 | - | 0/0 | 0 | 0 | 0.0 | 0 | 0 | 0 | 0 | 0.0 | 0 | 0 |
| Sea 11/15 | - | 0/0 | 0 | 0 | 0.0 | 0 | 0 | 0 | 0 | 0.0 | 0 | 0 |
| at TB 11/23 | - | 0/0 | 0 | 0 | 0.0 | 0 | 0 | 0 | 0 | 0.0 | 0 | 0 |
| SF 11/29 | - | 0/0 | 0 | 0 | 0.0 | 0 | 0 | 0 | 0 | 0.0 | 0 | 0 |
| at Ari 12/6 | - | 0/0 | 0 | 0 | 0.0 | 0 | 0 | 0 | 0 | 0.0 | 0 | 0 |
| NE 12/10 | - | 0/0 | 0 | 0 | 0.0 | 0 | 0 | 0 | 0 | 0.0 | 0 | 0 |
| NYJ 12/19 | - | 0/0 | 0 | 0 | 0.0 | 0 | 0 | 0 | 0 | 0.0 | 0 | 0 |
| at Sea 12/27 | - | 0/0 | 0 | 0 | 0.0 | 0 | 0 | 0 | 0 | 0.0 | 0 | 0 |
| Ari 1/3/21 | - | 0/0 | 0 | 0 | 0.0 | 0 | 0 | 0 | 0 | 0.0 | 0 | 0 |
| **Totals** | **1-0** | **1/1** | **1** | **17** | **17.0** | **17** | **0** | **0** | **0** | **0.0** | **0** | **0** |

### 2019 Los Angeles Rams

| | | | Receiving | | | | | Rushing | | | | |
|---|---|---|---|---|---|---|---|---|---|---|---|---|
| Game | W/L | P/S | No. | Yards | Avg. | Long | TD | Att. | Yards | Avg. | Long | TD |
| at Car 9/8 | W | 1/0 | 0 | 0 | 0.0 | 0 | 0 | 0 | 0 | 0.0 | 0 | 0 |
| NO 9/15 | W | 1/0 | 0 | 0 | 0.0 | 0 | 0 | 0 | 0 | 0.0 | 0 | 0 |
| at Cle 9/22 | W | 1/0 | 0 | 0 | 0.0 | 0 | 0 | 0 | 0 | 0.0 | 0 | 0 |
| TB 9/29 | L | 1/0 | 1 | 22 | 22.0 | 22 | 0 | 0 | 0 | 0.0 | 0 | 0 |
| at Sea 10/3 | L | 1/0 | 1 | 12 | 12.0 | 12 | 0 | 0 | 0 | 0.0 | 0 | 0 |
| SF 10/13 | L | 1/0 | 0 | 0 | 0.0 | 0 | 0 | 0 | 0 | 0.0 | 0 | 0 |
| at Atl 10/20 | W | 1/0 | 0 | 0 | 0.0 | 0 | 0 | 0 | 0 | 0.0 | 0 | 0 |
| Cin 10/27 | W | 1/0 | 3 | 73 | 24.3 | 31 | 1 | 1 | -1 | -1.0 | -1 | 0 |
| at Pit 11/10 | L | 1/1 | 3 | 49 | 7.3 | 21 | 0 | 0 | 0 | 0 | 0 | 0 |
| Chi 11/17 | W | 1/1 | 3 | 55 | 18.3 | 26 | 0 | 1 | -5 | -5.0 | -5 | 0 |
| Bal 11/25 | L | 1/0 | 2 | 8 | 4.0 | 6 | 0 | 0 | 0 | 0 | 0 | 0 |
| at Ari 12/1 | W | 1/0 | 4 | 39 | 9.8 | 20 | 0 | 0 | 0 | 0 | 0 | 0 |
| Sea 12/8 | W | 1/0 | 0 | 0 | 0.0 | 0 | 0 | 3 | 29 | 9.7 | 12 | 0 |
| at Dal 12/15 | L | 1/0 | 2 | 36 | 18.0 | 28 | 0 | 0 | 0 | 0.0 | 0 | 0 |
| SF 12/21 | L | 1/0 | 2 | 32 | 16.0 | 24 | 0 | 0 | 0 | 0.0 | 0 | 0 |
| Ari 12/29 | W | 1/0 | 0 | 0 | 0.0 | 0 | 0 | 0 | 0 | 0.0 | 0 | 0 |
| **Totals** | **9-7** | **16/2** | **21** | **327** | **15.5** | **31** | **1** | **5** | **23** | **4.6** | **12** | **0** |

### 2018 Los Angeles Rams

| | | | Receiving | | | | | Rushing | | | | |
|---|---|---|---|---|---|---|---|---|---|---|---|---|
| Game | W/L | P/S | No. | Yards | Avg. | Long | TD | Att. | Yards | Avg. | Long | TD |
| at Oak 9/10 | W | 1/0 | 0 | 0 | 0.0 | 0 | 0 | 0 | 0 | 0.0 | 0 | 0 |
| Ari 9/16 | W | 1/0 | 0 | 0 | 0.0 | 0 | 0 | 0 | 0 | 0.0 | 0 | 0 |
| LAC 9/23 | W | 1/0 | 0 | 0 | 0.0 | 0 | 0 | 0 | 0 | 0.0 | 0 | 0 |
| Min 9/27 | W | 1/0 | 0 | 0 | 0.0 | 0 | 0 | 0 | 0 | 0.0 | 0 | 0 |
| at Sea 10/7 | W | 1/0 | 2 | 39 | 19.5 | 22 | 0 | 1 | 10 | 10.0 | 10 | 0 |
| at Den 10/14 | W | 1/0 | 1 | -2 | -2.0 | -2 | 0 | 0 | 0 | 0.0 | 0 | 0 |
| at SF 10/21 | W | 1/1 | 1 | 19 | 19.0 | 19 | 0 | 0 | 0 | 0.0 | 0 | 0 |
| GB 10/28 | W | 1/1 | 3 | 42 | 14.0 | 22 | 2 | 1 | -2 | -2.0 | -2 | 0 |
| at NO 11/4 | L | 1/0 | 0 | 0 | 0.0 | 0 | 0 | 0 | 0 | 0.0 | 0 | 0 |
| Sea 11/11 | W | 1/0 | 0 | 0 | 0.0 | 0 | 0 | 0 | 0 | 0.0 | 0 | 0 |
| KC 11/19 | W | 1/1 | 6 | 80 | 13.3 | 27 | 1 | 0 | 0 | 0.0 | 0 | 0 |
| at Det 12/2 | W | 1/1 | 2 | 19 | 9.5 | 14 | 0 | 0 | 0 | 0.0 | 0 | 0 |
| at Chi 12/9 | L | 1/1 | 3 | 36 | 12.0 | 16 | 0 | 0 | 0 | 0.0 | 0 | 0 |
| Phi 12/16 | L | 1/1 | 5 | 70 | 12.0 | 33 | 0 | 0 | 0 | 0.0 | 0 | 0 |
| at Ari 12/23 | W | 1/1 | 2 | 44 | 22.0 | 26 | 0 | 0 | 0 | 0.0 | 0 | 0 |
| SF 12/30 | W | 1/1 | 4 | 55 | 13.8 | 29t | 2 | 0 | 0 | 0.0 | 0 | 0 |
| **Totals** | **13-3** | **16/8** | **29** | **402** | **13.9** | **33** | **552** | **8** | **4.0** | **10** | **0** | **0** |

### 2017 Los Angeles Rams

| | | | Receiving | | | | | Rushing | | | | |
|---|---|---|---|---|---|---|---|---|---|---|---|---|
| Game | W/L | P/S | No. | Yards | Avg. | Long | TD | Att. | Yards | Avg. | Long | TD |
| Ind 9/10 | W | 1/0 | 0 | 0 | 0.0 | 0 | 0 | 0 | 0 | 0.0 | 0 | 0 |
| Was 9/17 | L | 1/0 | 1 | 28 | 28.0 | 28 | 0 | 0 | 0 | 0.0 | 0 | 0 |
| at SF 9/21 | W | 1/0 | 0 | 0 | 0.0 | 0 | 0 | 0 | 0 | 0.0 | 0 | 0 |
| at DAL 10/1 | W | 1/0 | 0 | 0 | 0.0 | 0 | 0 | 0 | 0 | 0.0 | 0 | 0 |
| Sea 10/8 | L | 1/0 | 0 | 0 | 0.0 | 0 | 0 | 0 | 0 | 0.0 | 0 | 0 |
| at Jax 10/15 | W | 1/0 | 0 | 0 | 0.0 | 0 | 0 | 0 | 0 | 0.0 | 0 | 0 |
| Ari 10/22 | W | 1/0 | 0 | 0 | 0.0 | 0 | 0 | 0 | 0 | 0.0 | 0 | 0 |
| at NYG 11/5 | W | 1/0 | 0 | 0 | 0.0 | 0 | 0 | 0 | 0 | 0.0 | 0 | 0 |
| Hou 11/12 | W | 1/0 | 0 | 0 | 0.0 | 0 | 0 | 0 | 0 | 0.0 | 0 | 0 |
| at Min 11/19 | L | 1/0 | 0 | 0 | 0.0 | 0 | 0 | 0 | 0 | 0.0 | 0 | 0 |
| NO 11/26 | W | 1/1 | 4 | 37 | 9.3 | 14 | 1 | 0 | 0 | 0.0 | 0 | 0 |
| at Ari 12/3 | W | 1/0 | 2 | 6 | 3.0 | 3 | 0 | 0 | 0 | 0.0 | 0 | 0 |
| Phi 12/10 | L | 1/0 | 2 | 17 | 8.5 | 15 | 0 | 0 | 0 | 0.0 | 0 | 0 |
| at Sea 12/17 | W | 1/0 | 0 | 0 | 0.0 | 0 | 0 | 0 | 0 | 0.0 | 0 | 0 |
| at Ten 12/24 | W | 1/0 | 0 | 0 | 0.0 | 0 | 0 | 0 | 0 | 0.0 | 0 | 0 |
| SF 12/31 | L | 1/0 | 2 | 16 | 8.0 | 11 | 0 | 0 | 0 | 0.0 | 0 | 0 |
| **Totals** | **11-5** | **16/1** | **11** | **104** | **9.5** | **28** | **1** | **0** | **0** | **0.0** | **0** | **0** |

### 2018 Postseason

| | | | Receiving | | | | | Rushing | | | | |
|---|---|---|---|---|---|---|---|---|---|---|---|---|
| Game | W/L | P/S | No. | Yards | Avg. | Long | TD | Att. | Yards | Avg. | Long | TD |
| Dal 1/12/19 * | W | 1/1 | 1 | 19 | 19.0 | 19 | 0 | 1 | 9 | 9.0 | 9 | 0 |
| at NO 1/20/19 ^ | W | 1/0 | 4 | 74 | 18.5 | 33 | 0 | 1 | 16 | 16.0 | 16 | 0 |
| NE 2/3/2019 ! | L | 1/1 | 3 | 28 | 9.3 | 11 | 0 | 0 | 0 | 0.0 | 0 | 0 |
| **Totals** | **2-1** | **3/2** | **8** | **121** | **15.1** | **33** | **0** | **2** | **25** | **12.5** | **16** | **0** |

* Denotes NFC Divisional Playoff Game, ^ Denotes NFC Championship Playoff Game,
! Denotes Super Bowl LIII

### 2017 Postseason

| | | | Receiving | | | | | Rushing | | | | |
|---|---|---|---|---|---|---|---|---|---|---|---|---|
| Game | W/L | P/S | No. | Yards | Avg. | Long | TD | Att. | Yards | Avg. | Long | TD |
| Atl 1/6/18 * | L | 1/0 | 0 | 0 | 0.0 | 0 | 0 | 0 | 0 | 0.0 | 0 | 0 |
| **Totals** | **0-1** | **1/0** | **0** | **0** | **0.0** | **0** | **0** | **0** | **0** | **0.0** | **0** | **0** |

* Denotes NFC Wild Card Playoff Game



# 33 Nick Scott

**Safety • Penn State • Fairfax, Va.**

**Ht./Wt.:** 5-11/201
**NFL Exp.:** 2 (2nd Rams)
**GP/GS, (Playoffs):** 17/0, (0/0)
**Birth Date:** 5/17/1995
**Acquired:** D7A-'19 (No. 243 Overall)

**Transactions:** Selected by the Rams in the seventh round (No. 243 overall) of the 2019 NFL Draft (4/27/19).

**Pro:** Played in 17 games...tallied two tackles on defense (one solo) and six on special teams...has one career reception on a fake punt in a 2019 Week 7 victory in Atlanta.

**2020 Season: vs. Dallas (9/13):** Accounted for 80 percent of playing time on special teams, while seeing 20 snaps on defense.

**2019 Season:** Appeared in all 16 games, primarily in special teams action...caught one pass for 23 yards on a successful fake punt attempt in a Week 7 win over Atlanta...**at Carolina (9/8):** Played 28 snaps (80 percent) on special teams...did not record any statistics...**vs. New Orleans (9/15):** Recorded two tackles on special teams...**at Cleveland (9/22):** Played 17 snaps (71 percent) on special teams...did not record any statistics...**vs. Tampa Bay (9/29):** Played 30 snaps (79 percent) on special teams...did not record any statistics...**at Seattle (10/3):** Played 25 snaps (81 percent) on special teams...**vs. San Francisco (10/13):** Appeared in 25 special teams snaps (96 percent)...recorded one special teams tackle...**at Atlanta (10/20):** Caught one pass for 23 yards on a fake punt play...**vs. Cincinnati (10/27):** Appeared in 17 special teams plays (71 percent)...**at Pittsburgh (11/10):** Appeared in 30 special teams snaps (83 percent)...**vs. Baltimore (11/25):** Appeared in 25 special teams snaps (93 percent)...**at Arizona (12/1):** Played in 17 special teams snaps (61 percent) and 14 snaps on defense (22 percent)...posted two tackles (one solo), marking his first NFL tackles...**vs. Seattle (12/8):** Appeared in 18 special teams snaps (72 percent)...did not record any statistics...**at Dallas (12/15):** Played 29 snaps on special teams (97 percent)...did not record any statistics...**at San Francisco (12/21):** Played in 28 special teams snaps (80 percent)...did not record any statistics...**vs. Arizona (12/29):** Played in 17 special teams snaps (61 percent) and 14 snaps on defense (22 percent)...did not record any stats.

**College:** Played in 52 games for Penn State...recorded 114 defensive tackles (60 solo), 2.5 tackles for loss and 1.0 sack with the Nittany Lions...snared three interceptions and added five passes defensed in 52 collegiate games...returned 20 kickoffs for 448 yards (22.4 yards/return)...recorded 30 rushing attempts as a redshirt freshman in 2015, amassing 133 yards (4.4 yards per rush)...caught four passes for 43 yards (10.8 yards/reception) in his collegiate career...made 12 starts as a senior in 2018...one-of-10 Penn Staters to enter 2018 having already earned a degree...won the team's Captain Award and shared the Bob Mitinger Memorial Award, as an ultimate teammate who exhibits courage, character and social responsibility his final season on campus...finished senior season with a single-season best 65 tackles (35 solo), 1.0 sack, three interceptions, four passes defensed and a fumble recovery...as a junior in 2017, earned the Captain's Award at the annual team banquet...appeared in all 13 games with one start in 2017...selected team captain prior to the season...made his second career start – and first on defense – at Maryland (11/25), with his only other start coming at running back vs. Indiana in 2015...in 2016, as a sophomore, appeared in 13 games...wore No. 25 in the regular season finale to honor injured senior Von Walker...finished third on the team in special teams tackles (eight)...appeared in 13 games with one start as a redshirt freshman in 2015...one-of-17 redshirt freshmen to see action and one-of-seven freshmen to earn a start...made his first career start vs. Indiana at running back...selected as the John Bruno Memorial Award winner for the team's outstanding member of special teams...recorded 30 rushing attempts, amassed 133 yards (4.4 yards per rush)...caught four passes for 43 yards (10.8 yards/reception).

**Personal:** Full name is Nicholas Michael Scott...son of Irvin and Lakisha Scott...has two older brothers, Irvin and Leon...brother, Irvin, played cornerback at Holy Cross from 2010-13...volunteered with KEEN Greater D.C. (Kids Enjoy Exercise Now), helping elementary-age disabled students enjoy sports and exercise...graduated in May 2018 with a degree in psychology...pursued a second degree in labor and employment relations his final season at Penn State...interested in a possible career as a sports psychologist...a four-year letterman during his high school career...played his freshman and sophomore seasons at Brookline (Mass.) High School for Head Coach Kevin Mahoney and played his final two seasons at Fairfax High School for Head Coach Kevin Simonds...played running back, quarterback, wide receiver, linebacker, safety and returned kicks during his prep career.

## Nick Scott, NFL Statistics

**Regular Season**

| | | Tackles | | | | | | Interceptions | | | | | Fumbles | | |
|---|---|---|---|---|---|---|---|---|---|---|---|---|---|---|---|
| Year | Team | G/S | Total | Solo | Asst. | Sacks | Yards | Int. | Yards | Long | TD | PD | FF | FR | Yards |
| 2019 | Los Angeles Rams | 16/0 | 2 | 1 | 1 | 0.0 | 0.0 | 0 | 0 | 0 | 0 | 0 | 0 | 0 | 0 |
| 2020 | Los Angeles Rams | 1/0 | 0 | 0 | 0 | 0.0 | 0.0 | 0 | 0 | 0 | 0 | 0 | 0 | 0 | 0 |
| **Totals** | | **17/0** | **2** | **1** | **1** | **0.0** | **0.0** | **0** | **0** | **0** | **0** | **0** | **0** | **0** | **0** |

**Additional Career Statistics:** Special teams tackles: Rams: 2019 (6); Caught one pass for 23 yards on a fake punt play.

# Nick Scott, NFL Statistics

## 2020 Los Angeles Rams

| Game | W/L | P/S | T | S | A | Sk | Yds | Int | Yds | Lg | TD | PD | FF | FR | Yds |
|---|---|---|---|---|---|---|---|---|---|---|---|---|---|---|---|
| Dal 9/13 | W | 1/0 | 0 | 0 | 0 | 0.0 | 0.0 | 0 | 0 | 0 | 0 | 0 | 0 | 0 | 0 |
| at Phi 9/20 | - | 0/0 | 0 | 0 | 0 | 0.0 | 0.0 | 0 | 0 | 0 | 0 | 0 | 0 | 0 | 0 |
| at Buf 9/27 | - | 0/0 | 0 | 0 | 0 | 0.0 | 0.0 | 0 | 0 | 0 | 0 | 0 | 0 | 0 | 0 |
| NYG 10/4 | - | 0/0 | 0 | 0 | 0 | 0.0 | 0.0 | 0 | 0 | 0 | 0 | 0 | 0 | 0 | 0 |
| at Was 10/11 | - | 0/0 | 0 | 0 | 0 | 0.0 | 0.0 | 0 | 0 | 0 | 0 | 0 | 0 | 0 | 0 |
| at SF 10/18 | - | 0/0 | 0 | 0 | 0 | 0.0 | 0.0 | 0 | 0 | 0 | 0 | 0 | 0 | 0 | 0 |
| Chi 10/26 | - | 0/0 | 0 | 0 | 0 | 0.0 | 0.0 | 0 | 0 | 0 | 0 | 0 | 0 | 0 | 0 |
| at Mia 11/1 | - | 0/0 | 0 | 0 | 0 | 0.0 | 0.0 | 0 | 0 | 0 | 0 | 0 | 0 | 0 | 0 |
| Sea 11/15 | - | 0/0 | 0 | 0 | 0 | 0.0 | 0.0 | 0 | 0 | 0 | 0 | 0 | 0 | 0 | 0 |
| at TB 11/23 | - | 0/0 | 0 | 0 | 0 | 0.0 | 0.0 | 0 | 0 | 0 | 0 | 0 | 0 | 0 | 0 |
| SF 11/29 | - | 0/0 | 0 | 0 | 0 | 0.0 | 0.0 | 0 | 0 | 0 | 0 | 0 | 0 | 0 | 0 |
| at Ari 12/6 | - | 0/0 | 0 | 0 | 0 | 0.0 | 0.0 | 0 | 0 | 0 | 0 | 0 | 0 | 0 | 0 |
| NE 12/10 | - | 0/0 | 0 | 0 | 0 | 0.0 | 0.0 | 0 | 0 | 0 | 0 | 0 | 0 | 0 | 0 |
| NYJ 12/19 | - | 0/0 | 0 | 0 | 0 | 0.0 | 0.0 | 0 | 0 | 0 | 0 | 0 | 0 | 0 | 0 |
| at Sea 12/27 | - | 0/0 | 0 | 0 | 0 | 0.0 | 0.0 | 0 | 0 | 0 | 0 | 0 | 0 | 0 | 0 |
| Ari 1/3/21 | - | 0/0 | 0 | 0 | 2 | 0.0 | 0.0 | 0 | 0 | 0 | 0 | 0 | 0 | 0 | 0 |
| **Totals** | **1-0** | **1/0** | **0** | **0** | **0** | **0.0** | **0.0** | **0** | **0** | **0** | **0** | **0** | **0** | **0** | **0** |

## 2019 Los Angeles Rams

| Game | W/L | P/S | T | S | A | Sk | Yds | Int | Yds | Lg | TD | PD | FF | FR | Yds |
|---|---|---|---|---|---|---|---|---|---|---|---|---|---|---|---|
| at Car 9/8 | W | 1/0 | 0 | 0 | 0 | 0.0 | 0.0 | 0 | 0 | 0 | 0 | 0 | 0 | 0 | 0 |
| NO 9/15 | W | 1/0 | 0 | 0 | 0 | 0.0 | 0.0 | 0 | 0 | 0 | 0 | 0 | 0 | 0 | 0 |
| at Cle 9/22 | W | 1/0 | 0 | 0 | 0 | 0.0 | 0.0 | 0 | 0 | 0 | 0 | 0 | 0 | 0 | 0 |
| TB 9/29 | L | 1/0 | 0 | 0 | 0 | 0.0 | 0.0 | 0 | 0 | 0 | 0 | 0 | 0 | 0 | 0 |
| at Sea 10/3 | L | 1/0 | 0 | 0 | 0 | 0.0 | 0.0 | 0 | 0 | 0 | 0 | 0 | 0 | 0 | 0 |
| SF 10/13 | L | 1/0 | 0 | 0 | 0 | 0.0 | 0.0 | 0 | 0 | 0 | 0 | 0 | 0 | 0 | 0 |
| at Atl 10/20 | W | 1/0 | 0 | 0 | 0 | 0.0 | 0.0 | 0 | 0 | 0 | 0 | 0 | 0 | 0 | 0 |
| Cin 10/27 | W | 1/0 | 0 | 0 | 0 | 0.0 | 0.0 | 0 | 0 | 0 | 0 | 0 | 0 | 0 | 0 |
| at Pit 11/10 | L | 1/0 | 0 | 0 | 0 | 0.0 | 0.0 | 0 | 0 | 0 | 0 | 0 | 0 | 0 | 0 |
| Chi 11/17 | W | 1/0 | 0 | 0 | 0 | 0.0 | 0.0 | 0 | 0 | 0 | 0 | 0 | 0 | 0 | 0 |
| Bal 11/25 | L | 1/0 | 0 | 0 | 0 | 0.0 | 0.0 | 0 | 0 | 0 | 0 | 0 | 0 | 0 | 0 |
| at Ari 12/1 | W | 1/0 | 2 | 1 | 1 | 0.0 | 0.0 | 0 | 0 | 0 | 0 | 0 | 0 | 0 | 0 |
| Sea 12/8 | W | 1/0 | 0 | 0 | 0 | 0.0 | 0.0 | 0 | 0 | 0 | 0 | 0 | 0 | 0 | 0 |
| at Dal 12/15 | L | 1/0 | 0 | 0 | 0 | 0.0 | 0.0 | 0 | 0 | 0 | 0 | 0 | 0 | 0 | 0 |
| at SF 12/21 | L | 1/0 | 0 | 0 | 0 | 0.0 | 0.0 | 0 | 0 | 0 | 0 | 0 | 0 | 0 | 0 |
| Ari 12/29 | W | 1/0 | 0 | 0 | 0 | 0.0 | 0.0 | 0 | 0 | 0 | 0 | 0 | 0 | 0 | 0 |
| **Totals** | **9-7** | **16/0** | **2** | **1** | **1** | **0.0** | **0.0** | **0** | **0** | **0** | **0** | **0** | **0** | **0** | **0** |



# 65 Coleman Shelton

Offensive Line • Washington • Pasdena, Calif.

**Ht./Wt.:** 6-4/299
**NFL Exp.:** 2 (2nd Rams)
**GP/GS, (Playoffs):** 11/0, (0/0)
**Birth Date:** 7/28/1995
**Acquired:** FA-'18

**Transactions:** Signed to the Rams active roster from the Cardinals practice squad (9/2/19)...signed to Cardinals practice squad (9/1/19)...cut by Arizona (8/31/19)...signed by the Cardinals (12/31/18)...signed to the Arizona Cardinals practice squad (10/15/18)…waived from the Titans practice squad (10/9/18)…signed to the Tennessee Titans practice squad (9/3/18)…waived by the 49ers (9/1/18)…signed by the San Francisco 49ers as an undrafted free agent (5/2/18).

**Pro:** Appeared in 11 games in his career, primarily in a special teams role.

**2020 Season: vs. Dallas (9/13):** Did not play

**2019 Season:** Played in 11 games, primarily serving in special teams action...**at Carolina (9/8):** Declared inactive...**vs. New Orleans (9/15):** Declared inactive...**at Cleveland (9/22):** Made his NFL debut in a Week 3 win over the Browns...played five snaps on special teams (21 percent)...**vs. Tampa Bay (9/29):** Declared inactive...**vs. Seattle (10/3):** Declared inactive...**vs. San Francisco (10/13):** Declared inactive...**at Atlanta (10/20):** Appeared in four snaps on offense (five percent) and 10 special teams snaps (29 percent)...**vs. Cincinnati (10/27):** Appeared in four special teams plays (17 percent)...**at Pittsburgh (11/10):** Appeared in 13 snaps on offense (17 percent) and three special teams snaps (eight percent)...**vs. Chicago (11/17):** Appeared in three special teams plays (12 percent)...**vs. Baltimore (11/25):** Appeared in two special teams snaps (eight percent)...**at Arizona (12/1):** Appeared in 13 snaps on offense (17 percent) and three special teams snaps (eight percent)...**vs. Seattle (12/8):** Appeared in five special teams snaps (20 percent)...**at Dallas (12/15):** Appeared in one snap on special teams...**at San Francisco (12/21):** Appeared in six special teams snaps played (17 percent)...**vs. Arizona (12/29):** Appeared in six special teams snaps (21 percent)

**College:** Played in 53 games (47 starts) in five years at Washington…as a senior in 2017, earned First-Team All-Pac-12 and honorable mention academic All-Pac-12 honors…started all 13 games at center and was recipient of Washington's John P. Angel Lineman of the Year Award and Academic Achievement Award…as a junior in 2016, started all 14 games at center and earned Second-Team All-Pac-12 and honorable mention academic All-Pac-12 honors…started all 13 games on the offensive line and was the recipient of the John P. Angel Lineman of the Year Award as a sophomore in 2015…as a freshman in 2014, played in 13 games (seven starts)…redshirted in 2013.

**Personal:** Attended Loyola (Los Angeles, Calif.) High School. where he played on the offense and defensive line…as a junior and senior earned All-Serra League honors and helped lead the Cubs to an 8-3 record and a trip to the CIF Southern Section Pac-5 playoffs…prior to his junior and senior season, was named a top offensive lineman in the area by the Los Angeles Times.

**Shelton's Career Games/Starts:**

| Year | Teams | GP/GS |
|---|---|---|
| 2020 | Los Angeles Rams | 0/0 |
| 2019 | Los Angeles Rams | 11/0 |
| **Totals** | | **11/0** |



# 1 Samuel Sloman

Kicker • Miami (Ohio) • Rosewell, Ga.

**Ht./Wt.:** 5-8/205
**NFL Exp.:** Rookie
**GP/GS, (Playoffs):** 1/0, (0/0)
**Birth Date:** 9/19/1997
**Acquired:** D7B-'20 (No. 248 Overall)

**Transactions:** Selected by the Rams in the seventh round (248th overall) of the 2020 NFL Draft (4/25/20).

**2020 Season:** Made his NFL debut under the lights on Sunday Night Football against the Cowboys...**vs. Dallas (9/13):** Made two-of-three field goal attempts...one from 35 yards and another from 31 yards...went two-for-two on extra points.

**College:** Sloman ranks fourth all-time in school scoring (259)…In 2019 as a senior Sloman was Second team All-America by The Athletic…Second team All-MAC…finished the season 26-30 on field goal attempts (first in school history) and 34-for-34 on extra points…finished the year 4-of-5 on field goals of over 50 yards…also had 52 touchbacks on 75 attempts…was named the MAC Championship Special Teams Player of the Game after going a perfect 4-for-4 on field goals in the 26-21 win…made a 53-yard field goal with under four minutes to play to beat Ohio 24-21…in 2018 he finished season 10-of-13 on field goal attempts and 41-of-42 on extra points…had a season-long 44-yard field goal versus Western Michigan…recorded 42 touchbacks on 63 kickoffs…in 2017 earned the place kicker job and made 12-of-16 field goals…converted on 2-of-2 kicks in season opener at Marshall, including a 42-yarder…was a perfect 3-for-3 against Bowling Green, including a season-long 45 yard kick…averaged 59.2 yards per kickoff with 21 touchbacks…named team's Special Teams Player of the Year…in 2016 served as the team's kickoff specialist…averaged 57.4 yards per kickoff with 12 touchbacks…also converted on 1-of-3 field goals on the season.

**Personal:** A high school graduate of Pace Academy...played football and soccer at Pace…connected on 20-of-23 kicks with a long of 53 yards as a senior, while also nailing all 51 extra points...team won the Georgia Class AA state championship in 2015...played in the 2015 Georgia High School Senior All-Star Game...two-time All-State kicker, and a MaxPreps First Team All-American in 2015…son of Jay and Judi Sloman...majored in kinesiology.

## Samuel Sloman, NFL Statistics

**Regular Season**

| | | | Field Goals | | | | | | | | | Kickoffs | | |
|---|---|---|---|---|---|---|---|---|---|---|---|---|---|---|
| **Year** | **Team** | **Games** | **FGM** | **FGA** | **Long** | **%** | **Blckd** | **PAT** | **TOT** | **Avg./G** | **TD** | **TB** | **OB** | **YDS** |
| 2020 | Los Angeles Rams | 1 | 2 | 3 | 35 | 66.6 | 0 | 2 | 2 | 0.0 | 0 | 1 | 0 | 65 |
| **Totals** | | **1** | **2** | **3** | **35** | **66.6** | **0** | **2** | **2** | **0.0** | **0** | **1** | **0** | **65** |

## Samuel Sloman, Game-By-Game

**2020 Los Angeles Rams**

| Game | W/L | Pts | XP/XPA | FG/FGA | 1-19 | 20-29 | 30-39 | 40-49 | 50+ |
|---|---|---|---|---|---|---|---|---|---|
| Dal 9/13 | W | 8 | 2/2 | 2/3 | 0/0 | 0/1 | 2/2 | 0/0 | 0/0 |
| at Phi 9/20 | - | 0 | 0/0 | 0/0 | 0/0 | 0/0 | 0/0 | 0/0 | 0/0 |
| at Buf 9/27 | - | 0 | 0/0 | 0/0 | 0/0 | 0/0 | 0/0 | 0/0 | 0/0 |
| NYG 10/4 | - | 0 | 0/0 | 0/0 | 0/0 | 0/0 | 0/0 | 0/0 | 0/0 |
| at Was 10/11 | - | 0 | 0/0 | 0/0 | 0/0 | 0/0 | 0/0 | 0/0 | 0/0 |
| at SF 10/18 | - | 0 | 0/0 | 0/0 | 0/0 | 0/0 | 0/0 | 0/0 | 0/0 |
| Chi 10/26 | - | 0 | 0/0 | 0/0 | 0/0 | 0/0 | 0/0 | 0/0 | 0/0 |
| at Mia 11/1 | - | 0 | 0/0 | 0/0 | 0/0 | 0/0 | 0/0 | 0/0 | 0/0 |
| Sea 11/15 | - | 0 | 0/0 | 0/0 | 0/0 | 0/0 | 0/0 | 0/0 | 0/0 |
| at TB 11/23 | - | 0 | 0/0 | 0/0 | 0/0 | 0/0 | 0/0 | 0/0 | 0/0 |
| SF 11/29 | - | 0 | 0/0 | 0/0 | 0/0 | 0/0 | 0/0 | 0/0 | 0/0 |
| at Ari 12/6 | - | 0 | 0/0 | 0/0 | 0/0 | 0/0 | 0/0 | 0/0 | 0/0 |
| NE 12/10 | - | 0 | 0/0 | 0/0 | 0/0 | 0/0 | 0/0 | 0/0 | 0/0 |
| NYJ 12/19 | - | 0 | 0/0 | 0/0 | 0/0 | 0/0 | 0/0 | 0/0 | 0/0 |
| at Sea 12/27 | - | 0 | 0/0 | 0/0 | 0/0 | 0/0 | 0/0 | 0/0 | 0/0 |
| Ari 1/3/21 | - | 0 | 0/0 | 0/0 | 0/0 | 0/0 | 0/0 | 0/0 | 0/0 |
| **Totals** | **1-0** | **8** | **2/2** | **2/3** | **0/0** | **0/1** | **2/2** | **0/0** | **0/0** |



# 14 Nsimba Webster

Wide Receiver • Eastern Washington • Antioch, Calif.

**Ht./Wt.:** 5-10/180
**NFL Exp.:** 2 (2nd Rams)
**GP/GS, (Playoffs):** 6/0, (0/0)
**Birth Date:** 1/27/1996
**Acquired:** UDFA-'19

**Transactions:** Signed to the active roster from practice squad (11/16/19)...signed to Rams practice squad (10/15/19)...released by Rams (10/12/19)...signed by the Rams as an undrafted rookie free agent (5/14/19).

**Pro:** Appeared in six games in his career, primarily serving as L.A.'s kick and punt returner...returned two punts and seven kickoffs during rookie campaign.

**2020 Season: vs. Dallas (9/13):** Saw action on 11 special teams plays (44 percent)...returned one kick for 20 yards.

**2019 Season:** Signed to the Rams 53-man roster...made his NFL debut in a Week 11 win over the Bears...**at Carolina (9/8):** Declared inactive...**vs. New Orleans (9/15):** Declared inactive... **at Cleveland (9/22):** Declared inactive...**vs. Chicago (11/17):** Appeared in 13 snaps on special teams (52 percent)...**vs. Baltimore (11/25):** Declared inactive...**at Arizona (12/1):** Declared inactive...**vs. Seattle (12/8):** Saw action as a punt returner... signaled for three fair catches...**at Dallas (12/15):** Returned one punt for zero yards...**at San Francisco (12/21):** Returned one kickoff for 27 yards...signaled for two fair catches and returned two punts for one total yard... **at Arizona (12/29):** Returned one kickoff for 30 yards and two punts for 18 yards with a long of 14 yards.

**College:** Played in 44 games at Eastern Washington...totaled 156 receptions for 2,233 yards and 18 touchdowns...returned 48 kicks for the Eagles, totaling 1,114 yards and averaged 23.2 yards per kickoff return...added three kick returns of 40-plus yards in his college career...as a senior in 2018, played in 15 games for the Eagles...posted 1,379 yards on 84 receptions...scored 11 receiving touchdowns...averaged 16.4 yards per reception and 91.9 yards receiving per game in his final season at Eastern...earned First-Team All-Big Sky accolades...as a junior in 2017, named Third Team All-Big Sky honors...started EWU's first 10 games as a wide receiver and played in a total of 11 games in 2017...finished the season with 693 yards on 59 receptions with five touchdowns...as a sophomore in 2016, played in eight games as a wide receiver and kick returner...missed six games with an injury suffered on a 65-yard kickoff return against UC Davis...caught six passes for 64 yards...returned 15 kickoffs for 379 yards...in 2015, as a redshirt freshman, finished with with 772 all-purpose yards...played in 10 games with one start...finished the year with seven catches for 97 yards...added 680 yards on 31 kickoff returns...ranked eighth in the Big Sky with a 21.9 average per return, with a long of 47...the 680 return yards ranked as the 10th-most in school history.

**Personal:** Prepped at Deer Valley High...communication studies major at Eastern...parents are Marcus and Batala Webster...has a twin brother, Nzuzi, who played cornerback for the Eagles...mother, Batala, is a native of the Democratic Republic of the Congo.

# Nsimba Webster, NFL Statistics

## Regular Season

| | | | Receiving | | | | | Rushing | | | | |
|---|---|---|---|---|---|---|---|---|---|---|---|---|
| Year | Team | G/S | No. | Yards | Avg. | Long | TD | Att. | Yards | Avg. | Long | TD |
| 2019 | Los Angeles Rams | 5/0 | 0 | 0 | 0.0 | 0 | 0 | 0 | 0 | 0.0 | 0 | 0 |
| 2020 | Los Angeles Rams | 1/0 | 0 | 0 | 0.0 | 0 | 0 | 0 | 0 | 0.0 | 0 | 0 |
| **Totals** | | **6/0** | **0** | **0** | **0.0** | **0** | **0** | **0** | **0** | **0.0** | **0** | **0** |

| | | | Punt Returns | | | | | Kickoff Returns | | | | |
|---|---|---|---|---|---|---|---|---|---|---|---|---|
| Year | Team | G/S | No. | Yards | Avg. | Long | TD | Att. | Yards | Avg. | Long | TD |
| 2019 | Los Angeles Rams | 5/0 | 7 | 18 | 2.6 | 14 | 0 | 2 | 57 | 28.5 | 30 | 0 |
| 2020 | Los Angeles Rams | 1/0 | 0 | 0 | 0.0 | 0 | 0 | 1 | 20 | 20.0 | 20 | 0 |
| **Totals** | | **6/0** | **7** | **18** | **2.6** | **14** | **0** | **3** | **77** | **25.6** | **30** | **0** |

# Nsimba Webster, Game-By-Game

### 2020 Los Angeles Rams

| | | | Receiving | | | | | Rushing | | | | | Returns | | | | | | | | |
|---|---|---|---|---|---|---|---|---|---|---|---|---|---|---|---|---|---|---|---|---|---|
| Game | W/L | G/S | No. | Yards | Avg. | Long | TD | Att. | Yards | Avg. | Long | TD | PR | FC | Yards | Long | TD | KR | Yards | Avg. | Long | TD |
| Dal 9/13 | W | 1/0 | 0 | 0 | 0.0 | 0 | 0 | 0 | 0.0 | 0.0 | 0 | 0 | 0 | 0 | 0 | 0 | 0 | 1 | 20 | 20.0 | 20 | 0 |
| at Phi 9/20 | - | 0/0 | 0 | 0 | 0.0 | 0 | 0 | 0 | 0.0 | 0.0 | 0 | 0 | 0 | 0 | 0 | 0 | 0 | 0 | 0 | 0.0 | 0 | 0 |
| at Buf 9/27 | - | 0/0 | 0 | 0 | 0.0 | 0 | 0 | 0 | 0.0 | 0.0 | 0 | 0 | 0 | 0 | 0 | 0 | 0 | 0 | 0 | 0.0 | 0 | 0 |
| Gia 10/4 | - | 0/0 | 0 | 0 | 0.0 | 0 | 0 | 0 | 0.0 | 0.0 | 0 | 0 | 0 | 0 | 0 | 0 | 0 | 0 | 0 | 0.0 | 0 | 0 |
| at Was 10/11 | - | 0/0 | 0 | 0 | 0.0 | 0 | 0 | 0 | 0.0 | 0.0 | 0 | 0 | 0 | 0 | 0 | 0 | 0 | 0 | 0 | 0.0 | 0 | 0 |
| at SF 10/18 | - | 0/0 | 0 | 0 | 0.0 | 0 | 0 | 0 | 0.0 | 0.0 | 0 | 0 | 0 | 0 | 0 | 0 | 0 | 0 | 0 | 0.0 | 0 | 0 |
| Chi 10/26 | - | 0/0 | 0 | 0 | 0.0 | 0 | 0 | 0 | 0.0 | 0.0 | 0 | 0 | 0 | 0 | 0 | 0 | 0 | 0 | 0 | 0.0 | 0 | 0 |
| at Mia 11/1 | - | 0/0 | 0 | 0 | 0.0 | 0 | 0 | 0 | 0.0 | 0.0 | 0 | 0 | 0 | 0 | 0 | 0 | 0 | 0 | 0 | 0.0 | 0 | 0 |
| Sea 11/15 | - | 0/0 | 0 | 0 | 0.0 | 0 | 0 | 0 | 0.0 | 0.0 | 0 | 0 | 0 | 0 | 0 | 0 | 0 | 0 | 0 | 0.0 | 0 | 0 |
| at TB 11/23 | - | 0/0 | 0 | 0 | 0.0 | 0 | 0 | 0 | 0.0 | 0.0 | 0 | 0 | 0 | 0 | 0 | 0 | 0 | 0 | 0 | 0.0 | 0 | 0 |
| SF 11/29 | - | 0/0 | 0 | 0 | 0.0 | 0 | 0 | 0 | 0.0 | 0.0 | 0 | 0 | 0 | 0 | 0 | 0 | 0 | 0 | 0 | 0.0 | 0 | 0 |
| at Ari 12/6 | - | 0/0 | 0 | 0 | 0.0 | 0 | 0 | 0 | 0.0 | 0.0 | 0 | 0 | 0 | 0 | 0 | 0 | 0 | 0 | 0 | 0.0 | 0 | 0 |
| NE 12/10 | - | 0/0 | 0 | 0 | 0.0 | 0 | 0 | 0 | 0.0 | 0.0 | 0 | 0 | 0 | 0 | 0 | 0 | 0 | 0 | 0 | 0.0 | 0 | 0 |
| Nyj 12/20 | - | 0/0 | 0 | 0 | 0.0 | 0 | 0 | 0 | 0.0 | 0.0 | 0 | 0 | 0 | 0 | 0 | 0 | 0 | 0 | 0 | 0.0 | 0 | 0 |
| at Sea 12/27 | - | 0/0 | 0 | 0 | 0.0 | 0 | 0 | 0 | 0.0 | 0.0 | 0 | 0 | 0 | 0 | 0 | 0 | 0 | 0 | 0 | 0.0 | 0 | 0 |
| Ari 1/3 | - | 0/0 | 0 | 0 | 0.0 | 0 | 0 | 0 | 0.0 | 0.0 | 0 | 0 | 0 | 0 | 0 | 0 | 0 | 0 | 0 | 0.0 | 0 | 0 |
| **Totals** | **1-0** | **1/0** | **0** | **0** | **0.0** | **0** | **0** | **0** | **0.0** | **0.0** | **0** | **0** | **0** | **0** | **0** | **0** | **0** | **1** | **20** | **20.0** | **20** | **0** |

### 2019 Los Angeles Rams

| | | | Receiving | | | | | Rushing | | | | | Returns | | | | | | | | |
|---|---|---|---|---|---|---|---|---|---|---|---|---|---|---|---|---|---|---|---|---|---|
| Game | W/L | G/S | No. | Yards | Avg. | Long | TD | Att. | Yards | Avg. | Long | TD | PR | FC | Yards | Long | TD | KR | Yards | Avg. | Long | TD |
| at Car 9/8 | W | 1/0 | | | | | | | | Inactive | | | | | | | | | | | | |
| NO 9/15 | W | 1/0 | | | | | | | | Inactive | | | | | | | | | | | | |
| at Cle 9/22 | W | 1/0 | | | | | | | | Inactive | | | | | | | | | | | | |
| TB 10/29 | L | 1/0 | | | | | | | | Inactive | | | | | | | | | | | | |
| at Sea 10/3 | L | 1/0 | | | | | | | | Inactive | | | | | | | | | | | | |
| SF 10/13 | L | 1/0 | | | | | | | | Not with Team | | | | | | | | | | | | |
| at Atl 10/20 | W | 1/0 | | | | | | | | Practice Squad | | | | | | | | | | | | |
| Cin 10/27 | W | 1/0 | | | | | | | | Practice Squad | | | | | | | | | | | | |
| at Pit 11/10 | L | 0/0 | | | | | | | | Practice Squad | | | | | | | | | | | | |
| Chi 11/17 | W | 1/0 | 0 | 0 | 0.0 | 0 | 0 | 0 | 0.0 | 0.0 | 0 | 0 | 0 | 0 | 0 | 0 | 0 | 0 | 0 | 0.0 | 0 | 0 |
| Bal 11/25 | L | 0/0 | | | | | | | | Inactive | | | | | | | | | | | | |
| at Ari 12/1 | W | 0/0 | | | | | | | | Inactive | | | | | | | | | | | | |
| at Sea 12/8 | W | 1/0 | 0 | 0 | 0.0 | 0 | 0 | 0 | 0.0 | 0.0 | 0 | 0 | 2 | 3 | -1 | -1 | 0 | 0 | 0 | 0.0 | 0 | 0 |
| at Dal 12/15 | L | 1/0 | 0 | 0 | 0.0 | 0 | 0 | 0 | 0.0 | 0.0 | 0 | 0 | 1 | 0 | 0 | 0 | 0 | 0 | 0 | 0.0 | 0 | 0 |
| SF 12/21 | L | 1/0 | 0 | 0 | 0.0 | 0 | 0 | 0 | 0.0 | 0.0 | 0 | 0 | 2 | 2 | 1 | 1 | 0 | 1 | 27 | 27.0 | 27 | 0 |
| Ari 12/29 | W | 1/0 | 0 | 0 | 0.0 | 0 | 0 | 0 | 0.0 | 0.0 | 0 | 0 | 2 | 1 | 18 | 14 | 0 | 1 | 30 | 30.0 | 30 | 0 |
| **Totals** | **9-7** | **5/0** | **0** | **0** | **0.0** | **0** | **0** | **0** | **0** | **0.0** | **0** | **0** | **7** | **6** | **18** | **14** | **0** | **2** | **27** | **30.0** | **30** | **0** |



# 77 Andrew Whitworth

Offensive Line • LSU • Monroe, La.

**Ht./Wt.:** 6-7/330
**NFL Exp.:** 15 (4th Rams)
**GP/GS:** 216/212, **(Playoffs):** (10/10)
**Birth Date:** 12/12/1981
**Acquired:** FA-'17

**Transactions:** Signed with Rams as a free agent (3/9/17)... signed contract extension with Bengals (9/23/15)...signed contract extension with Bengals (8/31/11)...signed contract extension with Bengals (7/27/08)...signed with Bengals (7/29/06)...selected by Cincinnati in the second round of 2006 NFL Draft (55th overall)... and named to the PFWA All-NFL Team in 2017.

**Pro:** 15th-year pro has competed in 216 regular season games with 212 starts and started all 10 postseason contests...four-time NFL Pro Bowler (2013, 2016, 2017, 2018)...named to the *Associated Press* All-Pro team in 2015...recorded three seasons with allowing only 1.0 sack or less (2007, 2014, 2016)...registered nine seasons (2006-2007, 2009, 2011-2015, 2018) in which his pass blocking has produced a 1,000 yard receiver...registered six seasons in which he blocked for three different 1,000-yard rushers (R.Johnson: 2006, C.Benson: 2009-2011, B.Green-Ellis: 2012, T. Gurley: 2017-18)...one of 12 players that has recorded wins against all NFL teams with a Week 8 win over Cincinnati Bengals...named the Rams 2018 Walter Payton Man of the Year for his commitment to contributing off the field.

**2020 Season:** Named a captain...**vs. Dallas (9/13):** Started at left tackle...played every offensive snap in the game, helping QB Jared Goff complete 31 of his passes for 275 yards.

**2019 Season:** Played in all 16 games...one-of-12 players in NFL history to start and win against all 32 NFL teams after a Week 8 win over the Bengals...key part of the offensive line and was selected as a team captain...helped QB Jared Goff throw for over 4,000 yards for the second-consecutive season... **at Carolina (9/8):** Played all 77 offesnive snaps...protected QB Jared Goff to complete 23 passes for 186 yards...**vs. New Orleans (9/15):** Started at left tackle and played all 70 offensive snaps...contributed to an offensive line that helped gain 380 total offensive yards...**at Cleveland (9/22):** Appeared in all 66 offensive plays...helped protect QB Jared Goff to throw for 269 yards...**vs. Tampa Bay (9/29):** Appeared in every offensive snap...helped protect QB Jared Goff to throw for over 500 yards... **at Seattle (10/3):** Started his 200th career game...helped provide time for QB Jared Goff to throw for 395 with no sacks allowed...**vs. San Francisco (10/13):** Appeared in all 53 snaps on offense.... **at Atlanta (10/20):** Started at left tackle and played 72 offensive snaps...contributed to an offensive line that helped gain 381 total offensive yards without surrendering a sack...**vs. Cincinnati (10/27):** Started at left tackle and played 57 offensive snaps... became one-of-12 players in NFL history to start and win against all 32 NFL teams...contributed to an offensive line that helped gain 470 total offensive yards without surrendering a sack...**at Pittsburgh (11/10):** Started at left tackle and played 77 offensive snaps...contributed to an offensive line that helped RB Todd Gurley II average over 6.0 yards per rush...**vs. Chicago (11/17):** Started at left tackle and played 55 offensive snaps...contributed to an offensive line that helped RB Todd Gurley II rush for 97 yards...prevented QB Jared Goff from absorbing any sacks... **vs. Baltimore (11/25):** Appeared in all 48 snaps on offense... **at Arizona (12/1):** Started at left tackle and played 76 offensive snaps...contributed to an offensive line that helped protect QB Jared Goff to throw for over 400 yards...**vs. Seattle (12/8):** Allowed QB Jared Goff to throw for 293 yards without absorbing a sack for the fifth time this season...**at Dallas (12/15):** Appeared




in all 77 offensive snaps...helped pave the way for QB Jared Goff to throw for 284 yards...**at San Francisco (12/21):** Started at left tackle and played 70 offensive snaps...contributed to an offensive line that helped gain 395 total offensive yards without surrendering a sack for a single-season best sixth game of the year... **vs. Arizona (12/29):** Started at left tackle and appeared in all 79 offensive snaps...contributed to an offensive line that helped protect QB Jared Goff to throw for 319 yards.

**2018 Season:** Played in all 16 games...was part of an offensive line that was named the Built Ford Tough Offensive Line of the Year...helped protect QB Jared Goff to throw for 4,688 yards and 32 touchdowns...**at Oakland (9/10):** Played all 63 offensive snaps...helped open up rushing lanes for RB Todd Gurley II to rush for 108 yards...**vs. Arizona (9/16):** Played in all 72 offensive snaps...protected QB Jared Goff to complete 24 passes for 354 yards...**vs. Chargers (9/23):** Appeared in 74 offensive snaps... helped the offense gain over 500 total yards...**vs. Minnesota (9/27):** Started at left tackle for all 55 offensive snaps...contributed to an offensive line that helped gain 556 total offensive yards... **at Seattle (10/7):** Played in all 66 offensive snaps...helped protect QB Jared Goff to throw for 321 yards...**at Denver (10/14):** Helped the offense gain 444 total yards...**at San Francisco (10/21):** Helped RB Todd Gurley II total three touchdowns and reach his 10th-consecutive game with a touchdown...**vs. Green Bay (10/28):** Appeared in all 78 offensive plays...guided the offense to gain 416 total yards...**at New Orleans (11/4):** Provided enough time for QB Jared Goff to throw for 391 yards... **vs. Seattle (11/11):** Appeared in all 65 offensive plays...helped guide the offense to gain 456 total yards and four touchdowns... **vs. Kansas City (11/19):** Appeared in all 80 offensive plays... helped protect QB Jared Goff to throw for over 400 yards...**at Detroit (12/2):** Appeared in all 69 offensive plays...protected RB Todd Gurley II to rush for two touchdowns...**at Arizona (12/23):** Appeared in 60 offensive plays...helped protect QB Jared Goff to rush for one touchdown...**vs. San Francisco (12/30):** Appeared in 26 offensive plays before exiting the game due to an injury in the second quarter...**Divisional Round vs. Dallas (1/12/19):** Appeared in all 79 offensive plays...helped pave the way for the Rams to rush for 273 yards, a postseason franchise record... **Championship Round at New Orleans (1/20/19):** Appeared in all 69 offensive plays...protected QB Jared Goff to complete 25 passes...**Super Bowl LIII (2/3/19):** Appeared in all 65 offensive plays.

**2017 Season:** Key part of the offensive line that helped the offense post 51 touchdowns...all five offensive linemen started 16 games, including the postseason...named Pro Bowl alternate...**at San Francisco (9/21):** Played all 67 offensive snaps, and paved the way for RB Todd Gurley who scored three total touchdowns...

**at Dallas (10/1):** Played all 69 offensive snaps...helped give QB Jared Goff time in the pocket to throw for 255 yards and two touchdowns...**at New York Giants (11/5):** Goff had zero hits or sacks and threw for 311 yards and four touchdowns...**at Seattle (12/17):** Was a part of an offensive line unit that allowed RB Todd Gurley II to amass 180 yards from scrimmage and four touchdowns...**at Tennessee (12/24):** Helped pave the way for RB Todd Gurley who tallied 118 yards rushing and 158 receiving yards...**Wild Card vs. Atlanta (1/6/18):** Started at left tackle... helped pave the way for RB Todd Gurley II who notched 101 yards rushing on 14 carries.

**2016 Season:** Started all 16 regular season games at left tackle...earned a Pro Bowl nod for the second-consecutive season, third time in his career...**at New York Jets (9/11):** Contributed to an offensive line unit that helped QB Andy Dalton throw for 366 yards...**at Pittsburgh (9/18):** Blocked the blindside of QB Andy Dalton to produce 366 yards through the air...**vs. Denver (9/25):** Blocked for a rushing attack that totaled 143 net yards...**vs. Miami (9/29):** Helped the offense control possession for 38:02.

**2015 Season:** Started at left tackle in all 16 regular season games, including one playoff start in an AFC Wild Card match-up versus Pittsburgh...received Pro Bowl honors for the second time in his career...named to the All-Pro team by the *Associated Press*...**vs. San Diego (9/20):** Recorded second-straight game without allowing a sack...paved the way for an offensive unit to produced a 175-yard rushing output...**vs. Kansas City (10/4):** Contributed to an offensive line that allowed no sacks...helped guide Bengals to their first game in franchise history with more than 300 net passing yards (321) and four rushing touchdowns... **vs. Seattle (10/11):** Helped lead the rally from a 24-7 fourth-quarter deficit as Bengals became first team since Week 15 of the 2010 season to win after trailing by 17 or more in the final period.

**2014 Season:** Started 16 games at left tackle, including an AFC Wild Card playoff contest at Indianapolis...named first-team All-Pro by Peter King's *Monday Morning QB* and second-team All-Pro by *The Associated Press*...part of the protection that allowed no sacks in the first three games of the season, for first time in franchise history...helped lead a pass protection unit that helped the Bengals rank third in NFL in fewest sacks allowed (23) and least sack yardage allowed (130)...supported a rushing attack that ranked sixth in the league with 134.2 yards per game... **vs. Baltimore (10/26):** Helped power the way for three 1-yard touchdown runs in goal line situations, including the game-winning touchdown by QB Andy Dalton on fourth-and-1 play late in fourth quarter...**at Cleveland (12/14):** Contributed to an offense that powered 244 rushing yards, the highest rushing yardage total for the Bengals since Nov. 28, 2004 vs. Cleveland (253 yards)...**vs. Denver (12/22):** Paved the way for the offense to produce 207 rushing yards in a playoff-clinching win.

**2013 Season:** Started all 14 regular season games he appeared in, starting at left tackle and left guard positions, including the Wild Card playoff match-up against San Diego...**vs. New York Jets (10/27):** Contributed to pass protection that allowed only one sack, as QB Andy Dalton threw a career-best five touchdown passes...**vs. San Diego (1/5/14):** Aided a 439-yard offensive output in the AFC Wild Card playoffs.

**2012 Season:** Selected to the Pro Bowl for the first time in his career...helped RB BenJarvus Green-Ellis post an NFL-leading 14 conversions on third-and-1 rushing plays, with only one failure to convert...part of the run-blocking effort for Green-Ellis to gain at least 100 yards four times in a five-game stretch, only second instance of a Bengals back getting four 100-yarders in five games.

**2011 Season:** Started at left tackle in every regular season game, and the AFC Wild Card playoff contest at Houston.

**2010 Season:** Started all 16 games at the left tackle position... helped Cincinnati's offense rank second in the AFC and sixth in the NFL in fewest sacks allowed per passing attempt (one every 22.07 passing attempts).

**2009 Season:** Voted by teammates as a team captain...guided team to a single-season record of eight games with a 100-yard rusher, including an individual club mark of six by RB Cedric Benson...**at Baltimore (10/11):** Assisted RB Cedric Benson (27-for-120) to become first player in 40 games to rush for 100 yards against Baltimore...**vs. Chicago (10/25):** Paved the way for RB Cedric Benson's career-high 189 rushing yard output, while also aiding a sack-free performance up front...**vs. New York Jets (1/9/10):** Guided RB Cedric Benson to a Bengals postseason-record 169 rushing yards in an AFC Wild Card playoff game.

**2008 Season:** Started the first 10 games at left guard, but suffered a season-ending ankle injury in Week 11 vs. Philadelphia.

**2007 Season:** Started all 16 games of the regular season at both left tackle and left guard...played on 1,041-of-1,047 offensive team snaps (99.4 percent) as Bengals set club record for fewest sacks allowed (17).

**2006 Season:** Veterans' injuries opened the door for the rookie to make 12 starts among his 16 games played...made 10-of-12 starts at left tackle...**vs. Cleveland (9/17):** Earned first professional start in his second career game, opening at left guard.

**College:** A pillar of the LSU offensive line from 2002-05, Whitworth never missed a game or a practice due to injury... closed career with the second-most starts (52) in NCAA Division I...played primarily left tackle and was credited with no sacks allowed as a senior, and only one as a junior...earned All-SEC First-Team honors as both a junior and senior, including a consensus nod as a senior...started every game as a sophomore in 2003 as LSU won the BCS national championship with a 13-1 mark...spent five years at LSU, including 2001 redshirt.

**Personal:** Hometown is West Monroe, La...led West Monroe High School to three Class 5A state football titles, as a freshman, sophomore and senior...graduated from LSU in December 2005 with degree in general studies...former junior tennis champion in Louisiana, and is also an excellent golfer...a Bengals leader in community service, working through his BigWhit 77 Foundation... hosts a fund-raising golf tournament in Louisiana, and enjoys serving as a motivational speaker to youth groups, and is known for having personally reached out to families in need... married to his wife Melissa, with four children (twins Sarah and Drew, Michael, and Katherine).

**Whitworth's Career Games/Starts:**

| Year | Teams | GP/GS |
|---|---|---|
| 2020 | Los Angeles Rams | 1/1 |
| 2019 | Los Angeles Rams | 16/16 |
| 2018 | Los Angeles Rams | 16/16 |
| | *Postseason* | *3/3* |
| 2017 | Los Angeles Rams | 15/15 |
| | *Postseason* | *1/1* |
| 2016 | Cincinnati Bengals | 16/16 |
| 2015 | Cincinnati Bengals | 16/16 |
| | *Postseason* | *1/1* |
| 2014 | Cincinnati Bengals | 16/16 |
| | *Postseason* | *1/1* |
| 2013 | Cincinnati Bengals | 14/14 |
| | *Postseason* | *1/1* |
| 2012 | Cincinnati Bengals | 16/16 |
| | *Postseason* | *1/1* |
| 2011 | Cincinnati Bengals | 16/16 |
| | *Postseason* | *1/1* |
| 2010 | Cincinnati Bengals | 16/16 |
| 2009 | Cincinnati Bengals | 16/16 |
| | *Postseason* | *1/1* |
| 2008 | Cincinnati Bengals | 10/10 |
| 2007 | Cincinnati Bengals | 16/16 |
| 2006 | Cincinnati Bengals | 16/12 |
| **Totals** | | **216/212** |
| | ***Postseason*** | ***10/10*** |



# 31 Darious Williams

Cornerback • UAB • Jacksonville, Fla.

**Ht./Wt.:** 5-9/187
**NFL Exp.:** 3 (3rd Rams)
**GP/GS: 17/4 (Playoffs): (0/0)**
**Birth Date:** 3/15/93
**Acquired:** W(BAL)-'18

**Transactions:** Acquired via waivers by the Los Angeles Rams (10/8/18)...released by the Baltimore Ravens (10/6/18)...signed with the Ravens as a rookie free agent (5/4/18).
**Pro:** Has appeared in 17 games in his career with four starts... tallied 16 tackles (16 solo)...has defensed four passes while recording two interceptions in his career...also has three tackles on special teams.
**2020 Season:** Returns for his third season with the Rams...**vs. Dallas (9/13):** Started at cornerback...recorded four solo tackles.

**2019 Season:** Played in 12 games with two starts at cornerback... tallied 12 tackles (11 solo)...recorded two interceptions, four passes defensed and forced one fumble...**at Carolina (9/8):** Played 22 snaps (63 percent) on special teams in Week 1 win over Carolina...did not record any statistics...**vs. New Orleans (9/15):** Declared inactive...**at Cleveland (9/22):** Played 14 snaps (58 percent) on special teams...recorded one special teams tackle...**vs. Tampa Bay (9/29):** Played 24 snaps (63 percent) on special teams...**at Seattle (10/3):** Appeared in 23 snaps on special teams (74 percent)...**vs. San Francisco (10/13):** Appeared in 23 snaps on special teams (88 percent)...**at Atlanta (10/20):** Earned first-career start at cornerback...recovered a fumble on a punt return in the Falcons' endzone for a touchdown, his first career score...added two special teams tackles...**vs. Cincinnati (10/27):** Appeared in 24 snaps on defense (29 percent) and 14 special teams plays (58 percent)...**at Pittsburgh (11/10):** Appeared in 12 snaps on special teams (33 percent)...**vs. Chicago (11/17):** Declared inactive...**vs. Baltimore (11/25):** Declared inactive...**at Arizona (12/1):** Declared inactive...**vs. Seattle (12/8):** Appeared in three snaps on defense (four percent) and 16 special teams plays (64 percent)...**at Dallas (12/15):** Tallied a career-high five tackles (four solo)...recorded one tackle for a loss...**at San Francisco (12/21):** Started at cornerback...recorded his first career interception...tallied two solo tackles...added two passes defensed... **vs. Arizona (12/29):** Started at cornerback...recorded his second-career interception...tallied three solo tackles...added one pass defensed.

**2018 Season:** Played in three games (Weeks 2-4) with the Ravens...did not record any statistics...made Rams debut in the final game of the regular season...**vs. San Francisco (12/30):** Made first appearance as a Ram...played in four defensive plays and 16 special teams plays.

**College:** Played two seasons at UAB...saw action in 25 games with 18 starts...totaled 75 tackles with 26 passes defensed and six interceptions...as a senior, named First-Team All-America by Pro Football Focus...earned First-Team All-Conference USA in 2017... in 2017, recorded 50 tackles (38 solo) and five interceptions returned for 80 yards...led the C-USA in passes defensed with 20 and was ranked fifth in the NCAA among the Football Bowl Subdivision...had a 41-yard pick-six at Southern Mississippi... recorded first fumble recovery at North Texas...had career-highs against Coastal Carolina in tackles (eight) and tackles for loss (three)...in 2016, the football program at UAB was reinstated, but no games were played...the football program was disbanded prior to the 2015 season...started in five games in 2014 during his first year with the Blazers...started career as a walk-on...studied communications and nutrition.
**Personal:** Attended Creekside High School in Jacksonville, Fla....played basketball and track.

## Darious Williams, NFL Statistics

**Regular Season**

| | | | Tackles | | | | | Interceptions | | | | | Fumbles | | |
|---|---|---|---|---|---|---|---|---|---|---|---|---|---|---|---|
| **Year** | **Team** | **G/S** | **Total** | **Solo** | **Asst.** | **Sacks** | **Yards** | **Int.** | **Yards** | **Long** | **TD** | **PD** | **FF** | **FR** | **Yards** |
| 2018 | Baltimore Ravens | 3/0 | 0 | 0 | 0 | 0.0 | 0.0 | 0 | 0 | 0 | 0 | 0 | 0 | 0 | 0 |
| 2018 | Los Angeles Rams | 1/0 | 0 | 0 | 0 | 0.0 | 0.0 | 0 | 0 | 0 | 0 | 0 | 0 | 0 | 0 |
| 2019 | Los Angeles Rams | 12/3 | 12 | 11 | 1 | 0.0 | 0.0 | 2 | 0 | 0 | 0 | 4 | 0 | 1 | 0 |
| 2020 | Los Angeles Rams | 1/1 | 4 | 4 | 0 | 0.0 | 0.0 | 0 | 0 | 0 | 0 | 0 | 0 | 0 | 0 |
| **Totals** | | **17/4** | **16** | **15** | **1** | **0.0** | **0.0** | **2** | **0** | **0** | **0** | **4** | **0** | **1** | **0** |

**Additional Career Statistics:** Special Teams Tackles: Rams: 2019 (3), fumble recovery in the endzone for a touchdown (Week 7, 2019)

# Darious Williams, Game-By-Game

## 2020 Los Angeles Rams

| Game | W/L | P/S | T | S | A | Sk | Yds | Int | Yds | Lg | TD | PD | FF | FR | Yds |
|---|---|---|---|---|---|---|---|---|---|---|---|---|---|---|---|
| Dal 9/13 | W | 1/1 | 4 | 4 | 0 | 0.0 | 0.0 | 0 | 0 | 0 | 0 | 0 | 0 | 0 | 0 |
| at Phi 9/20 | - | 0/0 | 0 | 0 | 0 | 0.0 | 0.0 | 0 | 0 | 0 | 0 | 0 | 0 | 0 | 0 |
| at Buf 9/27 | - | 0/0 | 0 | 0 | 0 | 0.0 | 0.0 | 0 | 0 | 0 | 0 | 0 | 0 | 0 | 0 |
| NYG 10/4 | - | 0/0 | 0 | 0 | 0 | 0.0 | 0.0 | 0 | 0 | 0 | 0 | 0 | 0 | 0 | 0 |
| at Was 10/11 | - | 0/0 | 0 | 0 | 0 | 0.0 | 0.0 | 0 | 0 | 0 | 0 | 0 | 0 | 0 | 0 |
| at SF 10/18 | - | 0/0 | 0 | 0 | 0 | 0.0 | 0.0 | 0 | 0 | 0 | 0 | 0 | 0 | 0 | 0 |
| Chi 10/26 | - | 0/0 | 0 | 0 | 0 | 0.0 | 0.0 | 0 | 0 | 0 | 0 | 0 | 0 | 0 | 0 |
| at Mia 11/1 | - | 0/0 | 0 | 0 | 0 | 0.0 | 0.0 | 0 | 0 | 0 | 0 | 0 | 0 | 0 | 0 |
| Sea 11/15 | - | 0/0 | 0 | 0 | 0 | 0.0 | 0.0 | 0 | 0 | 0 | 0 | 0 | 0 | 0 | 0 |
| at TB 11/23 | - | 0/0 | 0 | 0 | 0 | 0.0 | 0.0 | 0 | 0 | 0 | 0 | 0 | 0 | 0 | 0 |
| SF 11/29 | - | 0/0 | 0 | 0 | 0 | 0.0 | 0.0 | 0 | 0 | 0 | 0 | 0 | 0 | 0 | 0 |
| at Ari 12/6 | - | 0/0 | 0 | 0 | 0 | 0.0 | 0.0 | 0 | 0 | 0 | 0 | 0 | 0 | 0 | 0 |
| NE 12/10 | - | 0/0 | 0 | 0 | 0 | 0.0 | 0.0 | 0 | 0 | 0 | 0 | 0 | 0 | 0 | 0 |
| NYJ 12/19 | - | 0/0 | 0 | 0 | 0 | 0.0 | 0.0 | 0 | 0 | 0 | 0 | 0 | 0 | 0 | 0 |
| at Sea 12/27 | - | 0/0 | 0 | 0 | 0 | 0.0 | 0.0 | 0 | 0 | 0 | 0 | 0 | 0 | 0 | 0 |
| Ari 1/3/21 | - | 0/0 | 0 | 0 | 2 | 0.0 | 0.0 | 0 | 0 | 0 | 0 | 0 | 0 | 0 | 0 |
| **Totals** | **1-0** | **1/1** | **4** | **4** | **0** | **0.0** | **0.0** | **0** | **0** | **0** | **0** | **0** | **0** | **0** | **0** |

## 2019 Los Angeles Rams

| Game | W/L | P/S | T | S | A | Sk | Yds | Int | Yds | Lg | TD | PD | FF | FR | Yds |
|---|---|---|---|---|---|---|---|---|---|---|---|---|---|---|---|
| at Car 9/8 | W | 1/0 | 0 | 0 | 0 | 0.0 | 0.0 | 0 | 0 | 0 | 0 | 0 | 0 | 0 | 0 |
| NO 9/15 | W | 0/0 | | | | | Inactive | | | | | | | | |
| at Cle 9/22 | W | 1/0 | 0 | 0 | 0 | 0.0 | 0.0 | 0 | 0 | 0 | 0 | 0 | 0 | 0 | 0 |
| TB 9/29 | L | 1/0 | 0 | 0 | 0 | 0.0 | 0.0 | 0 | 0 | 0 | 0 | 0 | 0 | 0 | 0 |
| at Sea 10/3 | L | 1/0 | 0 | 0 | 0 | 0.0 | 0.0 | 0 | 0 | 0 | 0 | 0 | 0 | 0 | 0 |
| SF 10/13 | L | 1/0 | 0 | 0 | 0 | 0.0 | 0.0 | 0 | 0 | 0 | 0 | 0 | 0 | 0 | 0 |
| at Atl 10/20 | W | 1/1 | 0 | 0 | 0 | 0.0 | 0.0 | 0 | 0 | 0 | 0 | 0 | 0 | 1 | 0 |
| Cin 10/27 | W | 1/0 | 2 | 2 | 0 | 0.0 | 0.0 | 0 | 0 | 0 | 0 | 0 | 0 | 0 | 0 |
| at Pit 11/10 | L | 1/0 | 0 | 0 | 0 | 0.0 | 0.0 | 0 | 0 | 0 | 0 | 0 | 0 | 0 | 0 |
| Chi 11/17 | W | 0/0 | | | | | Inactive | | | | | | | | |
| Bal 11/25 | L | 0/0 | | | | | Inactive | | | | | | | | |
| at Ari 12/1 | W | 0/0 | | | | | Inactive | | | | | | | | |
| Sea 12/8 | W | 1/0 | 0 | 0 | 0 | 0.0 | 0.0 | 0 | 0 | 0 | 0 | 0 | 0 | 0 | 0 |
| at Dal 12/15 | L | 1/0 | 5 | 4 | 1 | 0.0 | 0.0 | 0 | 0 | 0 | 0 | 0 | 0 | 0 | 0 |
| at SF 12/21 | L | 1/1 | 2 | 2 | 0 | 0.0 | 0.0 | 1 | 0 | 0 | 0 | 2 | 0 | 0 | 0 |
| Ari 12/29 | W | 1/1 | 3 | 3 | 0 | 0.0 | 0.0 | 1 | 0 | 0 | 0 | 2 | 0 | 0 | 0 |
| **Totals** | **9-7** | **12/3** | **12** | **11** | **1** | **0.0** | **0.0** | **2** | **0** | **0** | **0** | **4** | **0** | **1** | **0** |

## 2018 Los Angeles Rams

| Game | W/L | P/S | T | S | A | Sk | Yds | Int | Yds | Lg | TD | PD | FF | FR | Yds |
|---|---|---|---|---|---|---|---|---|---|---|---|---|---|---|---|
| at Den10/14 | W | | | | | | Inactive | | | | | | | | |
| at SF 10/21 | W | | | | | | Inactive | | | | | | | | |
| GB 10/28 | W | | | | | | Inactive | | | | | | | | |
| at NO 11/4 | L | | | | | | Inactive | | | | | | | | |
| Sea 11/11 | W | | | | | | Inactive | | | | | | | | |
| KC 11/19 | W | | | | | | Inactive | | | | | | | | |
| at Det 12/2 | W | | | | | | Inactive | | | | | | | | |
| at Chi 12/9 | L | | | | | | Inactive | | | | | | | | |
| Phi 12/16 | L | | | | | | Inactive | | | | | | | | |
| at Ari 12/23 | W | | | | | | Inactive | | | | | | | | |
| SF 12/30 | W | 1/0 | 0 | 0 | 0 | 0.0 | 0.0 | 0 | 0 | 0 | 0 | 0 | 0 | 0 | 0 |
| **Totals** | **8-3** | **1/0** | **0** | **0** | **0** | **0.0** | **0.0** | **0** | **0** | **0** | **0** | **0** | **0** | **0** | **0** |

## 2018 Postseason

| Game | W/L | P/S | T | S | A | Sk | Yds | Int | Yds | Lg | TD | PD | FF | FR | Yds |
|---|---|---|---|---|---|---|---|---|---|---|---|---|---|---|---|
| Dal 1/12/19 * | W | 0/0 | | | | | Inactive | | | | | | | | |
| at NO 1/20/19 ^ | W | 0/0 | | | | | Inactive | | | | | | | | |
| NE 2/3/2019 ! | L | 0/0 | | | | | Inactive | | | | | | | | |
| **Totals** | **2-1** | **0/0** | **0** | **0** | **0** | **0.0** | **0.0** | **0** | **0** | **0** | **0** | **0** | **0** | **0** | **0** |

* Denotes NFC Divisional Playoff Game, ^ Denotes NFC Championship Playoff Game,
! Denotes Super Bowl LIII



# 9 John Wolford

**Quarterback • Wake Forest • Jacksonville, Fla.**

**Ht.: /Wt.: 6-1/200**
**NFL Exp.: 2 (2nd Rams)**
**GP/GS, (Playoffs): 0/0, (0/0)**
**Birth Date: 10/16/1995**
**Acquired: FA-'19**

**Transactions:** Signed a reserve/future contract with the Rams (12/31/19)...signed to the Rams practice squad following 2019 training camp...signed by the Rams as a free agent (4/11/19)... waived by the New York Jets (9/4/18)...signed to the Jets practice squad (9/3/18)...waived by the Jets (9/2/18)...signed with the Jets as an undrafted free agent following the 2018 NFL Draft.

**2020 Season: vs. Dallas (9/13):** Did not play.

**2019 Season:** Spent the season on the Rams practice squad.

**2018 Season:** Spent the season on the Jets practice squad.

**Personal:** Started at quarterback for four seasons at Wake Forest...completed 761-of-1,275 passes (59.7 percent) for 8,794 yards and 59 touchdowns...added 19 touchdowns on the ground... as a senior, completed 239-of-374 passes for a career-high 3,192 yards...led the ACC with 29 touchdowns and an 8.5 yards/ attempt average...posted 683 rushing yards and 10 touchdowns on the ground...a 2014 graduate of Bishop Kenny High School in Jacksonville, Fla...honorable mention selection to the Parade All- America team...named the Florida Times-Union's Offensive Player of the Year in 2013...received Spirit of Wayne Calloway Award from the Wake Forest University School of Business, which honors an individual who exemplifies the best that the school has to offer the business world and society...worked in finance on Wall Street before joining the Jets for the 2018 offseason...son of Robert Wolford.

## John Wolford, NFL Statistics

**Regular Season**
**Passing**

| Year | Team | G/S | Att. | Comp. | Pct. | Yards | Yds/Att. | TD | Int. | Long | Sack-Yards | Rating |
|---|---|---|---|---|---|---|---|---|---|---|---|---|
| 2019 | Los Angeles Rams | 0/0 | 0 | 0 | 0.0 | 0 | 0.0 | 0 | 0 | 0 | 0-0 | 0.0 |
| 2020 | Los Angeles Rams | 0/0 | 0 | 0 | 0.0 | 0 | 0.0 | 0 | 0 | 0 | 0-0 | 0.0 |
| **Totals** | | **0/0** | **0** | **0** | **0.0** | **0** | **0.0** | **0** | **0** | **0** | **0-0** | **0.0** |

## John Wolford, Game-By-Game

**2020 Los Angeles Rams**

| Game | W/L | P/S | Att. | Comp. | Pct. | Yards | Yards/ Att. | TD | Int. | Long | Sack-Yards | Rtg. |
|---|---|---|---|---|---|---|---|---|---|---|---|---|
| Dal 9/13 | W | 0/0 | 0 | 0 | 0.0 | 0 | 0.0 | 0 | 0 | 0 | 0-0 | 0.0 |
| at Phi 9/20 | - | 0/0 | 0 | 0 | 0.0 | 0 | 0.0 | 0 | 0 | 0 | 0-0 | 0.0 |
| at Buf 9/27 | - | 0/0 | 0 | 0 | 0.0 | 0 | 0.0 | 0 | 0 | 0 | 0-0 | 0.0 |
| NYG 10/4 | - | 0/0 | 0 | 0 | 0.0 | 0 | 0.0 | 0 | 0 | 0 | 0-0 | 0.0 |
| at Was 10/11 | - | 0/0 | 0 | 0 | 0.0 | 0 | 0.0 | 0 | 0 | 0 | 0-0 | 0.0 |
| at SF 10/18 | - | 0/0 | 0 | 0 | 0.0 | 0 | 0.0 | 0 | 0 | 0 | 0-0 | 0.0 |
| Chi 10/26 | - | 0/0 | 0 | 0 | 0.0 | 0 | 0.0 | 0 | 0 | 0 | 0-0 | 0.0 |
| at Mia 11/1 | - | 0/0 | 0 | 0 | 0.0 | 0 | 0.0 | 0 | 0 | 0 | 0-0 | 0.0 |
| Sea 11/15 | - | 0/0 | 0 | 0 | 0.0 | 0 | 0.0 | 0 | 0 | 0 | 0-0 | 0.0 |
| at TB 11/23 | - | 0/0 | 0 | 0 | 0.0 | 0 | 0.0 | 0 | 0 | 0 | 0-0 | 0.0 |
| SF 11/29 | - | 0/0 | 0 | 0 | 0.0 | 0 | 0.0 | 0 | 0 | 0 | 0-0 | 0.0 |
| at Ari 12/6 | - | 0/0 | 0 | 0 | 0.0 | 0 | 0.0 | 0 | 0 | 0 | 0-0 | 0.0 |
| NE 12/10 | - | 0/0 | 0 | 0 | 0.0 | 0 | 0.0 | 0 | 0 | 0 | 0-0 | 0.0 |
| NYJ 12/19 | - | 0/0 | 0 | 0 | 0.0 | 0 | 0.0 | 0 | 0 | 0 | 0-0 | 0.0 |
| at Sea 12/27 | - | 0/0 | 0 | 0 | 0.0 | 0 | 0.0 | 0 | 0 | 0 | 0-0 | 0.0 |
| Ari 1/3/21 | - | 0/0 | 0 | 0 | 0.0 | 0 | 0.0 | 0 | 0 | 0 | 0-0 | 0.0 |
| **Totals** | **1-0** | 0/0 | 0 | 0 | 0.0 | 0 | 0.0 | 0 | 0 | 0 | 0-0 | 0.0 |



# 17 Robert Woods

Wide Receiver • USC • Gardena, Calif.

**Ht./Wt.:** 6-0/195
**NFL Exp.:** 8 (4th Rams)
**GP/GS:** 101/91, **(Playoffs):** (4/4)
**Birth Date:** 4/10/1992
**Acquired:** FA-'17

**Transactions:** Signed by the Rams as a free agent (3/9/17)... selected by the Buffalo Bills in the second round (41st overall) of the 2013 NFL Draft (4/26/13).

**Pro:** Eighth-year wide receiver enters his fourth season with the Rams after signing as a free agent prior to the 2017 season... hauled in the third-longest reception in franchise history, a 94-yard touchdown reception from QB Jared Goff vs. Houston (11/12/17)...has played in 100 regular season games with 90 starts in addition to four postseason starts...became the first Ram to post consecutive seasons with over 1,000 receiving yards since 2007 after doing so in 2018 and 2019.

**2020 Season:** Named a captain for the first time in his career... **vs. Dallas (9/13):** Started at wide receiver...targated eight times throughout the game...recorded six receptions, marching the Rams down the field for a total of 105 yards...longest reception of the game was 31 yards...rushed the ball once for 14 yards.

**2019 Season:** Finished the season ranked second on the team in receptions (90) and receiving yards (1,134)...90 receptions was good for the eighth-best single-season output in franchise history...became the first Ram to have consecutive seasons with over 1,000 receiving yards since Torry Holt finished a run of eight-straight seasons from 2000-2007....**at Carolina (9/8):** Started at wide receiver in Week 1 win...hauled in eight receptions for a team-high 70 yards...added 16 rushing yards on two carries...**vs. New Orleans (9/15):** Started at wide receiver...caught two passes for 33 yards with a long of 19 yards...rushed one time for 9 yards... **at Cleveland (9/22):** Recorded three receptions for 40 yards and rushed twice for 18 yards...**vs. Tampa Bay (9/29):** Hauled in a season best 13 receptions for 164 yards...entered top-20 in franchise history with (2,307) receiving yards...**at Seattle (10/3):** Started at wide receiver...hauled in five receptions for 48 yards with a long of 17 yards...**vs. San Francisco (10/13):** Started at wide receiver...recorded 16 rushing yards on two carries...scored his second career-rushing touchdown...**at Atlanta (10/20):** Started at wide receiver...caught five passes for 80 yards with a long of 25 yards...rushed one time for 6 yards...**vs. Cincinnati (10/27):** Started at wide receiver...caught two passes for 36 yards with a long of 31 yards...rushed four times for six yards with a long of six yards...**at Pittsburgh (11/10):** Started at wide receiver...caught seven passes for 95 yards with a long of 24 yards...**vs. Chicago (11/17):** Declared inactive...**vs. Baltimore (11/25):** Started at wide receiver...caught six passes for 97 yards with a long of 38 yards...**at Arizona (12/1):** Started at wide receiver...hauled in a career-best 172 receiving yards on 13 receptions with a long of 48 yards...**vs. Seattle (12/8):** Started at wide receiver...caught his first touchdown of the season...hauled in seven receptions for 98 yards with a long of 20 yards...rushed twice for 29 yards with a long of 16 yards...**at Dallas (12/15):** Started at wide receiver... caught four passes for 17 yards...**at San Francisco (12/21):** Started at wide receiver...hauled in eight receptions for 117 yards with a long of 29 yards...rushed two times for 6 yards... **vs. Arizona (12/29):** Started at wide receiver...caught seven passes for 67 yards with a long of 37 yards...rushed once for nine yards.

**2018 Season:** Started all 16 regular season games at wide receiver...finished with a career-high in receiving yards (1,219), receptions (86) and touchdowns (six)...averaged 14.2 yards per reception...proved versatility by totaling 157 rushing yards on 19 carries and one rushing touchdown...**at Oakland (9/10):** Started at wide receiver...hauled in three receptions for 39 yards with a long 19-yard reception...**vs. Arizona (9/16):** Started at wide receiver... notched six receptions for 81 yards with a long 21-yard reception... **vs. Chargers (9/23):** Played in 74 offensive plays...led the team in receptions (10), receiving yards (104) and touchdowns (two)... marked his first 100-plus yard game of the season, sixth career... also his third career multi-touchdown game...tied two career-bests with 10 receptions and two touchdowns...added 13 rushing yards...**vs. Minnesota (9/27):** Caught all five targets for 101 yards and one touchdown...had his longest reception of the season (36 yards)...**at Seattle (10/7):** Recorded five receptions for a team-leading 92 yards...tallied a career-long 56-yard rush...rushed twice for 53 yards...**at Denver (10/14):** Led the team in receptions (seven) and receiving yards (109)...rushed the ball once for 12 yards...**at San Francisco (10/21):** Recorded his 300th career reception...led the team in receptions (five) and receiving yards (78) with a long of 32 yards...recorded one rushing attempt for six yards...**vs. Green Bay (10/28):** Caught five passes for 70 yards... **vs. New Orleans (11/4):** Had five receptions for 71 yards with a long of 19 yards...rushed the ball twice for four yards...**vs. Seattle (11/11):** Tallied four receptions for 89 yards...set a single-season career high in reception yards (832)...rushed the ball three times for 17 yards...**vs. Kansas City (11/19):** Caught four passes for 72 yards and one touchdown...**at Detroit (12/2):** Led the team in receptions (five) and reception yards (67)...had an eight-yard touchdown reception...rushed the ball twice for 11 yards...played one snap on special teams...**at Chicago (12/9):** Led the team in receptions (seven) and receiving yards (61)...eclipsed 1,000 total receiving yards , a new career best...**vs. Philadelphia (12/16):** Tallied seven receptions for 74 yards...rushed the ball once for 19 yards...recorded one offensive tackle...**at Arizona (12/23):** Led the team in receptions (six) and reception yards (89) with a long of 39 yards, which was a touchdown...rushed the ball twice for 15 yards and one touchdown...marked his first rushing touchdown of his career...**vs. San Francisco (12/30):** Had two receptions for 24 yards...rushed the ball once for one yard...**Divisional Round vs. Dallas (1/12/19):** Led the team in receptions (six) and reception yards (69)...rushed the ball once for nine yards...**Championship Round at New Orleans (1/20/19):** Tallied six receptions for 33 yards...**Super Bowl LIII (2/3/19):** Totaled five receptions for 70 yards...rushed the ball once for five yards.

**2017 Season:** Finished the regular season with a career-high in receiving yards (781) on 56 catches...tallied five touchdowns... **at San Francisco (9/21):** Started at wide receiver...hauled in six receptions for 108 yards with a long 31-yard reception...marked his fourth 100-plus yard receiving game of his career...**at New York Giants (11/5):** Started at wide receiver...hauled in two touchdowns on 70 yards receiving...notched his first multi-touchdown game of his career...converted a third-and-33 with a 52-yard reception for a TD, only the third, third-and-30+ conversion since 1991...**vs. Houston (11/12):** Started at wide receiver...had a career day with eight receptions for 171 yards and two touchdowns... hauled in the third-longest reception in franchise history, a 94-yard touchdown reception from QB Jared Goff...**at Seattle (12/17):** Started at wide receiver...hauled in a 1-yard touchdown pass...**Wild Card vs.**

**Atlanta (1/6/18):** Started at wide receiver... registered his third 100-plus receiving yard game this season and sixth game of his career... led the team in receptions (nine) and receiving yards (142)...his 142 receiving yards are the fourth-highest output in a single postseason game in Rams history.

**2016 Season:** Played in 13 games, started 10...led the Bills with 613 receiving yards...finished second on the team with 51 receptions...**at New England (10/2):** Hauled in seven receptions for 89 yards...**vs. San Francisco (10/16):** Caught five passes for 44 yards and a touchdown...**at Seattle (11/7):** Notched a career-high 10 receptions for 162 yards.

**2015 Season:** Played in 14 games, started nine...ended the year with 47 receptions for 552 yards and three touchdowns...**vs. New England (10/4):** Hauled in three passes for 60 yards and one touchdown...**at Jacksonville (10/25):** Tied a then career-high with nine receptions...added one touchdown on 84 yards receiving.

**2014 Season:** Started 15-of-16 games...finished the season with 65 receptions for 699 yards and five touchdowns...**vs. New England (10/12):** Led the Bills with seven receptions for 78 yards and one touchdown...**vs. New York Jets (10/26):** Set previous career highs with nine catches for 118 yards...also added one touchdown reception.

**2013 Season:** Started 13-of-14 games played...became the first Buffalo rookie receiver with 40 receptions since 2004...led the team in receiving yards three times...**vs. New England (9/8):** Caught his first career touchdown on an 18-yard reception from QB E.J. Manuel...**vs. Baltimore (9/29):** Led the Bills with 80 receiving yards...**at Jacksonville (12/15):** Set career highs with five receptions for 82 yards...all five of his receptions resulted in first downs...notched his third touchdown reception of the season.

**College:** Started 38-of-38 games in his three-year career at USC...finished his career as the Trojans' all-time leader in receptions (252)...currently ranks eighth in program history with 2,930 receiving yards and second in receiving touchdowns (32)...also set the Trojans all-time record for most receptions in a game with 17 (9/3/11) vs. Minnesota...ended his time at USC with 200 total points scored...as a sophomore, led the Pac-12 with 9.3 receptions per game...in 2010, was named the Pac-10's Offensive Freshman of the Year...became the first true freshman wide receiver to start the season opener at wide receiver in the post-World War II era.

**Personal:** A member of the 2009 USA Today All-USA First Team as a senior at Serra High School in Gardena, Calif., after tallying 15 touchdowns and more than 1,100 receiving yards in addition to eight interceptions on defense while helping the school to a 15-0 record and the California Division III championship...as a junior added 19 receiving touchdowns and seven interceptions on defense...also ran track at Serra, where he won the CIF Division IV 200 and 400-meter races and was a member of the winning 1,600-meter relay team...graduated with a bachelor's degree in policy, planning and development.

# Robert Woods, NFL Statistics

**Regular Season**

| | | | | Receiving | | | | Rushing | | | | |
|---|---|---|---|---|---|---|---|---|---|---|---|---|
| **Year** | **Team** | **G/S** | **No.** | **Yards** | **Avg.** | **Long** | **TD** | **Att.** | **Yards** | **Avg.** | **Long** | **TD** |
| 2013 | Buffalo Bills | 14/14 | 40 | 587 | 14.7 | 57 | 3 | 2 | 16 | 8.0 | 13 | 0 |
| 2014 | Buffalo Bills | 16/15 | 65 | 699 | 10.8 | 37 | 5 | 0 | 0 | 0.0 | 0 | 0 |
| 2015 | Buffalo Bills | 14/9 | 47 | 552 | 11.7 | 37 | 3 | 1 | 0 | 0.0 | 0 | 0 |
| 2016 | Buffalo Bills | 13/10 | 51 | 613 | 12.0 | 34 | 1 | 1 | 6 | 6.0 | 0 | 0 |
| 2017 | Los Angeles Rams | 12/11 | 56 | 781 | 13.9 | 94t | 5 | 2 | 12 | 6.0 | 8 | 0 |
| 2018 | Los Angeles Rams | 16/16 | 86 | 1,219 | 14.2 | 39t | 6 | 19 | 157 | 8.3 | 56 | 1 |
| 2019 | Los Angeles Rams | 15/15 | 90 | 1,134 | 12.6 | 48 | 2 | 17 | 115 | 6.6 | 20 | 1 |
| 2020 | Los Angeles Rams | 1/1 | 6 | 105 | 17.5 | 31 | 0 | 1 | 14 | 14.0 | 14 | 0 |
| **Totals** | | **101/91** | **441** | **5,690** | **12.9** | **94t** | **25** | **43** | **320** | **7.4** | **56** | **2** |

**Postseason**

| | | | | Receiving | | | | Rushing | | | | |
|---|---|---|---|---|---|---|---|---|---|---|---|---|
| **Year** | **Team** | **G/S** | **No.** | **Yards** | **Avg.** | **Long** | **TD** | **Att.** | **Yards** | **Avg.** | **Long** | **TD** |
| 2017 | Los Angeles Rams | 1/1 | 9 | 142 | 15.8 | 38 | 0 | 0 | 0 | 0.0 | 0 | 0 |
| 2018 | Los Angeles Rams | 3/3 | 17 | 172 | 10.1 | 18 | 0 | 4 | 11 | 2.8 | 9 | 0 |
| **Totals** | | **4/4** | **26** | **314** | **12.1** | **38** | **0** | **4** | **11** | **2.8** | **9** | **0** |

**Regular Season Single Game Highs:**
Receptions – 10 (twice), last vs. Los Angeles Chargers (9/23/18)
Reception Yards – 162, at Seattle (11/7/16)
Touchdowns – 2 (four times), last at Arizona Cardinals (12/23/18)
Longest Reception – 94t, vs. Houston (11/12/17)

**Postseason Single Game Highs:**
Receptions – 9, vs. Atlanta (1/6/18, NFC Wild Card)
Reception Yards – 142, vs. Atlanta (1/6/18, NFC Wild Card)
Longest Reception – 38, vs. Atlanta (1/6/18, NFC Wild Card)

# Robert Woods, Game-By-Game

## 2020 Los Angeles Rams

| | | | Receiving | | | | | Rushing | | | | |
|---|---|---|---|---|---|---|---|---|---|---|---|---|
| Game | W/L | P/S | No. | Yards | Avg. | Long | TD | Att. | Yards | Avg. | Long | TD |
| Dal 9/13 | W | 1/1 | 6 | 105 | 17.5 | 31 | 0 | 1 | 14 | 14.0 | 14 | 0 |
| at Phi 9/20 | - | 0/0 | 0 | 0 | 0.0 | 0 | 0 | 0 | 0 | 0.0 | 0 | 0 |
| at Buf 9/27 | - | 0/0 | 0 | 0 | 0.0 | 0 | 0 | 0 | 0 | 0.0 | 0 | 0 |
| NYG 10/4 | - | 0/0 | 0 | 0 | 0.0 | 0 | 0 | 0 | 0 | 0.0 | 0 | 0 |
| at Was 10/11 | - | 0/0 | 0 | 0 | 0.0 | 0 | 0 | 0 | 0 | 0.0 | 0 | 0 |
| at SF 10/18 | - | 0/0 | 0 | 0 | 0.0 | 0 | 0 | 0 | 0 | 0.0 | 0 | 0 |
| Chi 10/26 | - | 0/0 | 0 | 0 | 0.0 | 0 | 0 | 0 | 0 | 0.0 | 0 | 0 |
| at Mia 11/1 | - | 0/0 | 0 | 0 | 0.0 | 0 | 0 | 0 | 0 | 0.0 | 0 | 0 |
| Sea 11/15 | - | 0/0 | 0 | 0 | 0.0 | 0 | 0 | 0 | 0 | 0.0 | 0 | 0 |
| at TB 11/23 | - | 0/0 | 0 | 0 | 0.0 | 0 | 0 | 0 | 0 | 0.0 | 0 | 0 |
| SF 11/29 | - | 0/0 | 0 | 0 | 0.0 | 0 | 0 | 0 | 0 | 0.0 | 0 | 0 |
| at Ari 12/6 | - | 0/0 | 0 | 0 | 0.0 | 0 | 0 | 0 | 0 | 0.0 | 0 | 0 |
| NE 12/10 | - | 0/0 | 0 | 0 | 0.0 | 0 | 0 | 0 | 0 | 0.0 | 0 | 0 |
| NYJ 12/19 | - | 0/0 | 0 | 0 | 0.0 | 0 | 0 | 0 | 0 | 0.0 | 0 | 0 |
| at Sea 12/27 | - | 0/0 | 0 | 0 | 0.0 | 0 | 0 | 0 | 0 | 0.0 | 0 | 0 |
| Ari 1/3/21 | - | 0/0 | 0 | 0 | 0.0 | 0 | 0 | 0 | 0 | 0.0 | 0 | 0 |
| **Totals** | **1-0** | **1/1** | **6** | **105** | **17.5** | **31** | **0** | **1** | **14** | **14.0** | **14** | **0** |

## 2018 Los Angeles Rams

| | | | Receiving | | | | | Rushing | | | | |
|---|---|---|---|---|---|---|---|---|---|---|---|---|
| Game | W/L | P/S | No. | Yards | Avg. | Long | TD | Att. | Yards | Avg. | Long | TD |
| at Oak 9/10 | W | 1/1 | 3 | 37 | 12.3 | 20 | 0 | 1 | 6 | 6.0 | 6 | 0 |
| Ari 9/16 | W | 1/1 | 6 | 81 | 13.5 | 21 | 0 | 0 | 0 | 0.0 | 0 | 0 |
| LAC 9/23 | W | 1/1 | 10 | 104 | 10.4 | 22 | 2 | 3 | 13 | 4.3 | 8 | 0 |
| Min 9/27 | W | 1/1 | 5 | 101 | 20.2 | 36 | 1 | 0 | 0 | 0.0 | 0 | 0 |
| at Sea 10/7 | W | 1/1 | 5 | 92 | 18.4 | 31 | 0 | 2 | 53 | 26.5 | 56 | 0 |
| at Den 10/14 | W | 1/1 | 7 | 109 | 15.6 | 28 | 0 | 1 | 12 | 12.0 | 12 | 0 |
| at SF 10/21 | W | 1/1 | 5 | 78 | 15.6 | 32 | 0 | 1 | 6 | 6.0 | 6 | 0 |
| GB 10/28 | W | 1/1 | 5 | 70 | 14.0 | 19 | 0 | 0 | 0 | 0.0 | 0 | 0 |
| at NO 11/4 | L | 1/1 | 5 | 71 | 14.2 | 19 | 0 | 2 | 4 | 2.0 | 2 | 0 |
| Sea 11/11 | W | 1/1 | 4 | 89 | 22.3 | 35 | 0 | 3 | 17 | 5.7 | 14 | 0 |
| KC 11/19 | W | 1/1 | 4 | 72 | 18.0 | 36 | 1 | 0 | 0 | 0.0 | 0 | 0 |
| at Det 12/2 | W | 1/1 | 5 | 67 | 13.4 | 23 | 1 | 2 | 11 | 5.5 | 9 | 0 |
| at Chi 12/9 | L | 1/1 | 7 | 61 | 8.7 | 29 | 0 | 0 | 0 | 0.0 | 0 | 0 |
| Phi 12/16 | L | 1/1 | 7 | 74 | 10.6 | 20 | 0 | 1 | 19 | 19.0 | 19 | 0 |
| at Ari 12/23 | W | 1/1 | 6 | 89 | 14.8 | 39t | 1 | 2 | 15 | 7.5 | 11 | 1 |
| SF 12/30 | W | 1/1 | 2 | 24 | 12.0 | 18 | 0 | 1 | 1 | 1.0 | 1 | 0 |
| **Totals** | **13-3** | **16/16** | **86** | **1,219** | **14.2** | **39t** | **6** | **19** | **157** | **8.3** | **56** | **1** |

### 2018 Postseason

| | | | Receiving | | | | | Rushing | | | | |
|---|---|---|---|---|---|---|---|---|---|---|---|---|
| Game | W/L | P/S | No. | Yds | Avg. | Lg | TD | Att. | Yds | Avg. | Lg | TD |
| Dal 1/12/19 * | W | 1/1 | 6 | 69 | 11.5 | 18 | 0 | 1 | 9 | 9.0 | 9 | 0 |
| at NO 1/20/19 ^ | W | 1/1 | 6 | 33 | 5.5 | 16 | 0 | 2 | -3 | -1.5 | 1 | 0 |
| NE 2/3/2019 ! | L | 1/1 | 5 | 70 | 14.0 | 18 | 0 | 1 | 5 | 5.0 | 5 | 0 |
| **Totals** | **2-1** | **3/3** | **17** | **172** | **10.1** | **18** | **0** | **4** | **11** | **2.8** | **9** | **0** |

* Denotes NFC Divisional Playoff Game, ^ Denotes NFC Championship Playoff Game, ! Denotes Super Bowl LIII

## 2016 Buffalo Bills

| | | | Receiving | | | | | Rushing | | | | |
|---|---|---|---|---|---|---|---|---|---|---|---|---|
| Game | W/L | P/S | No. | Yds | Avg | Lg | TD | Att | Yds | Avg | Lg | TD |
| at Bal 9/11 | L | 1/1 | 4 | 20 | 5.0 | 9 | 0 | 0 | 0 | 0.0 | 0 | 0 |
| NYJ 9/15 | L | 1/1 | 1 | 10 | 10.0 | 10 | 0 | 0 | 0 | 0.0 | 0 | 0 |
| Ari 9/25 | W | 1/1 | 6 | 51 | 8.5 | 24 | 0 | 0 | 0 | 0.0 | 0 | 0 |
| at NE 10/2 | W | 1/1 | 7 | 89 | 12.7 | 23 | 0 | 0 | 0 | 0.0 | 0 | 0 |
| at LA 10/9 | W | 1/1 | 2 | 26 | 13.0 | 17 | 0 | 0 | 0 | 0.0 | 0 | 0 |
| SF 10/16 | W | 1/1 | 5 | 44 | 8.8 | 18 | 1 | 1 | 6 | 6.0 | 6 | 0 |
| at Mia 10/23 | L | 0/0 | | | | Inactive | | | | | | |
| NE 10/30 | L | 1/0 | 4 | 50 | 12.5 | 20 | 0 | 0 | 0 | 0.0 | 0 | 0 |
| at Sea 11/7 | L | 1/1 | 10 | 162 | 16.2 | 29 | 0 | 0 | 0 | 0.0 | 0 | 0 |
| at Cin 11/20 | W | 1/1 | 3 | 41 | 13.7 | 24 | 0 | 0 | 0 | 0.0 | 0 | 0 |
| Jax 11/27 | W | 0/0 | | | | Inactive | | | | | | |
| at Oak 12/4 | L | 0/0 | | | | Inactive | | | | | | |
| Pit 12/11 | L | 1/0 | 1 | 29 | 29.0 | 29 | 0 | 0 | 0 | 0.0 | 0 | 0 |
| Cle 12/18 | W | 1/0 | 1 | 5 | 5.0 | 5 | 0 | 0 | 0 | 0.0 | 0 | 0 |
| Mia 12/24 | L | 1/1 | 3 | 43 | 14.3 | 34 | 0 | 0 | 0 | 0.0 | 0 | 0 |
| at NYJ 1/1/17 | L | 1/1 | 4 | 43 | 10.8 | 16 | 0 | 0 | 0 | 0.0 | 0 | 0 |
| **Totals** | **7-9** | **13/10** | **51** | **613** | **12.0** | **34** | **1** | **1** | **6** | **6.0** | **6** | **0** |

## 2014 Buffalo Bills

| | | | Receiving | | | | | Rushing | | | | |
|---|---|---|---|---|---|---|---|---|---|---|---|---|
| Game | W/L | P/S | No. | Yds | Avg | Lg | TD | Att | Yds | Avg | Lg | TD |
| at Chi 9/7 | W | 1/1 | 4 | 78 | 19.5 | 32 | 0 | 0 | 0 | 0.0 | 0 | 0 |
| Mia 9/14 | W | 1/1 | 1 | 5 | 5.0 | 5 | 0 | 0 | 0 | 0.0 | 0 | 0 |
| SD 9/21 | L | 1/1 | 3 | 19 | 6.3 | 15 | 0 | 0 | 0 | 0.0 | 0 | 0 |
| at Hou 9/28 | L | 1/1 | 3 | 17 | 5.6 | 13 | 0 | 0 | 0 | 0.0 | 0 | 0 |
| at Det 10/5 | W | 1/1 | 3 | 37 | 12.3 | 18 | 0 | 0 | 0 | 0.0 | 0 | 0 |
| NE 10/12 | L | 1/1 | 7 | 78 | 11.3 | 35 | 1 | 0 | 0 | 0.0 | 0 | 0 |
| Min 10/19 | W | 1/1 | 4 | 10 | 2.5 | 7 | 0 | 0 | 0 | 0.0 | 0 | 0 |
| at NYJ 10/26 | W | 1/1 | 3 | 50 | 16.7 | 25 | 1 | 0 | 0 | 0.0 | 0 | 0 |
| KC 11/9 | L | 1/1 | 6 | 52 | 8.7 | 20 | 0 | 0 | 0 | 0.0 | 0 | 0 |
| at Mia 11/13 | L | 1/1 | 2 | 15 | 7.5 | 9 | 0 | 0 | 0 | 0.0 | 0 | 0 |
| NYJ 11/23 | W | 1/1 | 9 | 118 | 13.1 | 37 | 1 | 0 | 0 | 0.0 | 0 | 0 |
| Cle 11/30 | W | 1/1 | 3 | 71 | 17.8 | 34 | 0 | 0 | 0 | 0.0 | 0 | 0 |
| at Den 12/7 | L | 1/1 | 3 | 36 | 12.0 | 17 | 0 | 0 | 0 | 0.0 | 0 | 0 |
| GB 12/14 | W | 1/1 | 2 | 22 | 11.0 | 18 | 0 | 0 | 0 | 0.0 | 0 | 0 |
| at Oak 12/21 | L | 1/1 | 7 | 52 | 7.4 | 30 | 1 | 0 | 0 | 0.0 | 0 | 0 |
| at NE12/28 | W | 1/0 | 4 | 39 | 9.8 | 20 | 1 | 0 | 0 | 0.0 | 0 | 0 |
| **Totals** | **9-7** | **16/15** | **65** | **699** | **10.8** | **37** | **5** | **0** | **0** | **0.0** | **0** | **0** |

## 2019 Los Angeles Rams

| | | | Receiving | | | | | Rushing | | | | |
|---|---|---|---|---|---|---|---|---|---|---|---|---|
| Game | W/L | P/S | No. | Yards | Avg. | Long | TD | Att. | Yards | Avg. | Long | TD |
| at Car 9/8 | W | 1/1 | 8 | 70 | 8.8 | 22 | 0 | 2 | 16 | 8.0 | 20 | 0 |
| NO 9/15 | W | 1/1 | 2 | 33 | 16.5 | 19 | 0 | 1 | 9 | 9.0 | 9 | 0 |
| at Cle 9/22 | W | 1/1 | 3 | 40 | 13.3 | 18 | 0 | 2 | 18 | 9.0 | 17 | 0 |
| TB 9/29 | L | 1/1 | 13 | 164 | 12.6 | 37 | 0 | 0 | 0 | 0.0 | 0 | 0 |
| at Sea 10/3 | L | 1/1 | 5 | 48 | 9.6 | 17 | 0 | 0 | 0 | 0.0 | 0 | 0 |
| SF 10/13 | L | 1/1 | 0 | 0 | 0 | 0 | 0 | 2 | 16 | 16.0 | 8 | 1 |
| at Atl 10/20 | W | 1/1 | 5 | 80 | 16.0 | 25 | 0 | 1 | 6 | 6.0 | 6 | 0 |
| Cin 10/27 | W | 1/1 | 2 | 36 | 18.0 | 31 | 0 | 4 | 6 | 1.5 | 6 | 0 |
| at Pit 11/10 | L | 1/1 | 7 | 95 | 13.6 | 24 | 0 | 0 | 0 | 0.0 | 0 | 0 |
| Chi 11/17 | W | 0/0 | | | | Inactive | | | | | | |
| Bal 11/25 | L | 1/1 | 6 | 97 | 16.2 | 38 | 0 | 0 | 0 | 0.0 | 0 | 0 |
| at Ari 12/1 | W | 1/1 | 13 | 172 | 13.2 | 48 | 0 | 0 | 0 | 0.0 | 0 | 0 |
| Sea 12/8 | W | 1/1 | 7 | 98 | 14.0 | 20 | 1 | 2 | 29 | 14.5 | 16 | 0 |
| at Dal 12/15 | L | 1/1 | 4 | 17 | 4.3 | 6 | 0 | 0 | 0 | 0.0 | 0 | 0 |
| SF 12/21 | L | 1/1 | 8 | 117 | 14.6 | 29 | 0 | 2 | 6 | 3.0 | 6 | 0 |
| Ari 12/29 | W | 1/1 | 7 | 67 | 9.6 | 37 | 1 | 1 | 9 | 9.0 | 9 | 0 |
| **Totals** | **9-7** | **15/15** | **90** | **1,134** | **12.6** | **48** | **2** | **17** | **115** | **6.6** | **20** | **1** |

## 2017 Los Angeles Rams

| | | | Receiving | | | | | Rushing | | | | |
|---|---|---|---|---|---|---|---|---|---|---|---|---|
| Game | W/L | P/S | No. | Yds | Avg. | Lg | TD | Att. | Yds | Avg. | Lg | TD |
| Ind 9/10 | W | 1/1 | 3 | 53 | 17.7 | 27 | 0 | 0 | 0 | 0.0 | 0 | 0 |
| Was 9/17 | L | 1/1 | 1 | 8 | 8.0 | 8 | 0 | 0 | 0 | 0.0 | 0 | 0 |
| at SF 9/21 | W | 1/1 | 6 | 108 | 18.0 | 31 | 0 | 0 | 0 | 0.0 | 0 | 0 |
| at Dal 10/1 | W | 1/1 | 2 | 17 | 8.5 | 19 | 0 | 0 | 0 | 0.0 | 0 | 0 |
| Sea 10/8 | L | 1/1 | 5 | 66 | 13.2 | 20 | 0 | 1 | 8 | 8.0 | 8 | 0 |
| at Jax 10/15 | W | 1/1 | 5 | 70 | 14.0 | 22 | 0 | 0 | 0 | 0.0 | 0 | 0 |
| Ari 10/22 | W | 1/1 | 5 | 59 | 11.8 | 17 | 0 | 1 | 4 | 4.0 | 4 | 0 |
| at NYG 11/5 | W | 1/1 | 4 | 7T0 | 17.5 | 52t | 2 | 0 | 0 | 0.0 | 0 | 0 |
| Hou 11/12 | W | 1/1 | 8 | 171 | 21.4 | 94t | 2 | 0 | 0 | 0.0 | 0 | 0 |
| at Min 11/19 | L | 1/1 | 8 | 81 | 10.1 | 23 | 0 | 0 | 0 | 0.0 | 0 | 0 |
| NO 11/26 | W | | | | | Inactive | | | | | | |
| at Ari 12/3 | W | | | | | Inactive | | | | | | |
| Phi 12/10 | L | | | | | Inactive | | | | | | |
| at Sea 12/17 | W | 1/1 | 6 | 45 | 7.5 | 14 | 1 | 0 | 0 | 0.0 | 0 | 0 |
| at Ten 12/24 | W | 1/1 | 3 | 33 | 11.0 | 13 | 0 | 0 | 0 | 0.0 | 0 | 0 |
| SF 12/31 | L | 0/0 | 0 | 0 | 0.0 | 0 | 0 | 0 | 0 | 0.0 | 0 | 0 |
| **Totals** | **11/5** | **12/11** | **56** | **781** | **13.9** | **94t** | **5** | **2** | **12** | **6.0** | **8** | **0** |

### 2017 Postseason

| | | | Receiving | | | | | Rushing | | | | |
|---|---|---|---|---|---|---|---|---|---|---|---|---|
| Game | W/L | P/S | No. | Yds | Avg. | Lg | TD | Att. | Yds | Avg. | Lg | TD |
| Atl 1/6/18 * | L | 1/0 | 9 | 142 | 15.8 | 38 | 0 | 0 | 0 | 0.0 | 0 | 0 |
| **Totals** | **0-1** | **1/1** | **9** | **142** | **15.8** | **38** | **0** | **0** | **0** | **0.0** | **0** | **0** |

* Denotes NFC Wild Card Playoff Game

## 2015 Buffalo Bills

| | | | Receiving | | | | | Rushing | | | | |
|---|---|---|---|---|---|---|---|---|---|---|---|---|
| Game | W/L | P/S | No. | Yds | Avg. | Lg | TD | Att. | Yds | Avg. | Lg | TD |
| Ind 9/13 | W | 1/0 | 2 | 27 | 13.5 | 15 | 0 | 0 | 0 | 0.0 | 0 | 0 |
| NE 9/20 | L | 1/0 | 3 | 60 | 20.0 | 32t | 1 | 0 | 0 | 0.0 | 0 | 0 |
| at Mia 9/27 | W | 1/0 | 4 | 38 | 9.5 | 16 | 0 | 0 | 0 | 0.0 | 0 | 0 |
| NYG 10/4 | L | 1/0 | 3 | 33 | 11.0 | 17 | 0 | 0 | 0 | 0.0 | 0 | 0 |
| at Ten 10/11 | W | 1/1 | 1 | 6 | 6.0 | 6 | 0 | 0 | 0 | 0.0 | 0 | 0 |
| Cin 10/18 | L | 1/1 | 4 | 47 | 11.8 | 22 | 0 | 0 | 0 | 0.0 | 0 | 0 |
| at Jax 10/25 | L | 1/1 | 9 | 84 | 9.3 | 16t | 1 | 0 | 0 | 0.0 | 0 | 0 |
| Mia 11/8 | W | 1/1 | 0 | 0 | 0.0 | 0 | 0 | 1 | 0 | 0.0 | 0 | 0 |
| at NYJ 11/12 | W | 1/1 | 3 | 19 | 6.3 | 10 | 0 | 0 | 0 | 0.0 | 0 | 0 |
| at NE 11/23 | L | 1/1 | 4 | 44 | 11.0 | 18 | 0 | 0 | 0 | 0.0 | 0 | 0 |
| at KC 11/29 | L | 1/1 | 3 | 25 | 8.3 | 12 | 0 | 0 | 0 | 0.0 | 0 | 0 |
| Hou 12/6 | W | 1/1 | 2 | 19 | 9.5 | 17 | 1 | 0 | 0 | 0.0 | 0 | 0 |
| at Phi 12/13 | L | 1/0 | 5 | 106 | 21.2 | 37 | 0 | 0 | 0 | 0.0 | 0 | 0 |
| at Was 12/20 | L | 1/1 | 4 | 44 | 11.0 | 17 | 0 | 0 | 0 | 0.0 | 0 | 0 |
| Dal 12/27 | W | 0/0 | | | | | Inactive | | | | | |
| NYJ 1/3/16 | W | 0/0 | | | | | Inactive | | | | | |
| **Totals** | **8-8** | **14/9** | **47** | **552** | **11.7** | **37** | **3** | **1** | **0** | **0.0** | **0** | **0** |

## 2013 Buffalo Bills

| | | | Receiving | | | | | Rushing | | | | |
|---|---|---|---|---|---|---|---|---|---|---|---|---|
| Game | W/L | P/S | No. | Yds | Avg. | Lg | TD | Att. | Yds | Avg. | Lg | TD |
| NE 9/8 | L | 1/1 | 1 | 18 | 18.0 | 18 | 1 | 0 | 0 | 0.0 | 0 | 0 |
| Car 9/15 | W | 1/1 | 4 | 68 | 17.0 | 28 | 0 | 1 | 3 | 3.0 | 3 | 0 |
| at NYJ 9/22 | L | 1/1 | 2 | 35 | 17.5 | 29 | 0 | 0 | 0 | 0.0 | 0 | 0 |
| Bal 9/29 | W | 1/1 | 4 | 80 | 20.0 | 42t | 1 | 1 | 13 | 13.0 | 13 | 0 |
| at Cle 10/3 | L | 1/1 | 5 | 64 | 12.8 | 24 | 0 | 0 | 0 | 0.0 | 0 | 0 |
| Cin 10/13 | L | 1/1 | 2 | 9 | 4.5 | 6 | 1 | 0 | 0 | 0.0 | 0 | 0 |
| at Mia 10/20 | W | 1/1 | 3 | 24 | 8.0 | 11 | 0 | 0 | 0 | 0.0 | 0 | 0 |
| at NO 10/27 | L | 1/1 | 1 | 7 | 7.0 | 7 | 0 | 0 | 0 | 0.0 | 0 | 0 |
| KC 11/3 | L | 1/0 | 4 | 44 | 11.0 | 18 | 0 | 0 | 0 | 0.0 | 0 | 0 |
| at Pit 11/10 | L | 0/0 | | | | | Inactive | | | | | |
| NYJ 11/17 | W | 0/0 | | | | | Inactive | | | | | |
| Atl 12/1 | L | 1/1 | 2 | 39 | 19.5 | 33 | 0 | 0 | 0 | 0.0 | 0 | 0 |
| at TB 12/8 | L | 1/1 | 3 | 20 | 6.7 | 9 | 0 | 0 | 0 | 0.0 | 0 | 0 |
| at Jax 12/15 | W | 1/1 | 5 | 82 | 16.4 | 20 | 1 | 0 | 0 | 0.0 | 0 | 0 |
| Mia 12/22 | W | 1/1 | 3 | 70 | 23.3 | 57 | 0 | 0 | 0 | 0.0 | 0 | 0 |
| at NE 12/29 | L | 1/1 | 1 | 27 | 27.0 | 27 | 0 | 0 | 0 | 0.0 | 0 | 0 |
| **Totals** | **6-10** | **14/13** | **40** | **587** | **14.7** | **57** | **3** | **2** | **16** | **8.0** | **13** | **0** |



# 41 Kenny Young

Linebacker • UCLA • Boutte, La.

**Ht./Wt.:** 6-1/234
**NFL Exp.:** 3 (2nd Rams)
**GP/GS, (Playoffs):** 31/6, (1/0)
**Birth Date:** 11/15/1994
**Acquired:** T(BAL)-'19

**Transactions:** Traded to the Rams (10/15/19)...selected by Baltimore with the No. 122 pick in the 2018 NFL Draft.

**Pro:** Appeared in 31 games (six starts)...recorded 65 career tackles (50 solo)...2.5 career sacks.

**2020 Season: vs. Dallas (9/13):** Posted five total tackle (two solo)...saw 10 snaps on special teams (40 percent).

**2019 Season:** Traded to the Rams from the Baltimore Ravens in Week 7...appeared in nine games for the Rams...recorded two special teams tackles...forced one fumble in a Week 3 win over the Bengals...**at Atlanta (10/20):** Declared Inactive...**vs. Cincinnati (10/27):** Appeared in 15 special teams plays (62 percent)...**at Pittsburgh (11/10):** Appeared in 26 special teams plays (72 percent)...**vs. Chicago (11/17):** Appeared in 17 special teams plays (68 percent)...**vs. Baltimore (11/25):** Recorded one special teams tackle...**at Arizona (12/1):** Played in 16 special teams plays (57 percent)...did not record any statistics...**vs. Seattle (12/8):** Appeared in 16 special teams plays (64 percent)...**at Dallas (12/15):** Appeared in 21 snaps on special teams (70 percent)... did not record any statistics...**at San Francisco (12/21):** Appeared in eight snaps on special teams (23 percent)...did not record any statistics...**vs. Arizona (12/29):** Recorded a special teams tackle.

**2018 Season:** Appeared in 16 games as a rookie, recording 47 tackles (37 solo), 2.5 sacks, 1 PD and 1 FF for the NFL's No. 1 overall (292.9 ypg) and No. 2 scoring (17.9 ppg) defense... **at Kansas City (12/9):** Contributed one of the Ravens' 15 QB hits...the 15 QB hits are the most Baltimore's defense has produced in a game since 2014...**at Atlanta (12/2):** Registered three solo tackles and a FF for a defense that held Atlanta to just 131 yards – the fewest by a Falcons team since 1999 in the 26-16 win...**at Tennessee (10/14):** Had 3 tackles and 1.0 sack for a defense that posted franchise records in sacks (11.0) and passing yards allowed (51) in the 21-0 win...**vs. Denver (9/23):** Earned his first-career start and posted a game-high 10 tackles in the 27-14 victory...**at Cincinnati (9/13):** Recorded a career-high seven tackles (four solo), including one TFL...played the majority of the game, filling in for an injured C.J. Mosley...**vs. Buffalo (9/9):** Appeared in his first-career NFL game and recorded his first-career sack, posting four tackles (all solo) and one TFL for a defense that registered 6.0 sacks and two interceptions in the 47-3 season-opening win.

**College:** His 304 career tackles rank 13th in UCLA history... returned an INT a career-long 40 yards vs. Stanford (2016)...in 2015, recorded his first-career INT (returned 23 yards for a TD) at UNLV...earned honorable mention on the All-Pac-12 academic team (2017)...named Second-Team All-Pac-12 (2016)...eclipsed the century mark in tackles (110), en route to earning first-team All-Pac-12 honors and second-team USA TODAY All-American honors in 2017...as a senior, posted a single-game career-high 15 tackles vs. Cal, earning Pac-12 Player of the Week honors.

**Personal:** Prepped at John Curtis (River Ridge, LA) HS, where he recorded 122 tackles as a senior, earned team MVP honors and helped lead his team to a state championship...in 2013, was named to the American Family Insurance/USA Today All-USA second team and was tabbed the Times Picayune/NOLA.com All-Metro Small Schools Defensive Player of the Year...chosen to play in the U.S. Army All-America Bowl and led the West team with 6 tackles...was an active member of the UCLA community and enjoyed partaking in service projects...was a member of the debate team his junior year at UCLA...majored in sociology...one of his papers was published as an example for students in future classes...adoptive father, Dominic Brown, set several school football records at Destrehan (LA) HS, but had them broken by Hall of Fame Ravens S Ed Reed...traveled to Israel and Greece during the 2019 offseason.

# Kenny Young, NFL Statistics

**Regular Season**

| | | Tackles | | | | Interceptions | | | | | | | Fumbles | | |
|---|---|---|---|---|---|---|---|---|---|---|---|---|---|---|---|
| Year | Team | G/S | Total | Solo | Asst. | Sacks | Yards | Int. | Yards | Long | TD | PD | FF | FR | Yards |
| 2018 | Baltimore Ravens | 16/3 | 47 | 37 | 10 | 2.5 | 5.5 | 0 | 0 | 0 | 0 | 1 | 1 | 1 | 0 |
| 2019 | Baltimore Ravens | 5/3 | 13 | 11 | 2 | 0.0 | 0.0 | 0 | 0 | 0 | 0 | 0 | 1 | 0 | 0 |
| 2019 | Los Angeles Rams | 9/0 | 0 | 0 | 0 | 0.0 | 0.0 | 0 | 0 | 0 | 0 | 0 | 0 | 0 | 0 |
| 2020 | Los Angeles Rams | 1/0 | 5 | 2 | 3 | 0.0 | 0.0 | 0 | 0 | 0 | 0 | 0 | 0 | 0 | 0 |
| **Totals** | | **31/6** | **65** | **50** | **15** | **2.5** | **5.5** | **0** | **0** | **0** | **0** | **1** | **2** | **1** | **0** |

**Postseason**

| | | Tackles | | | | Interceptions | | | | | | | Fumbles | | |
|---|---|---|---|---|---|---|---|---|---|---|---|---|---|---|---|
| Year | Team | G/S | Total | Solo | Asst. | Sacks | Yards | Int. | Yards | Long | TD | PD | FF | FR | Yards |
| 2018 | Baltimore Ravens | 1/0 | 2 | 2 | 0 | 0.0 | 0.0 | 0 | 0 | 0 | 0 | 0 | 0 | 0 | 0 |
| **Totals** | | **1/0** | **2** | **2** | **0** | **0.0** | **0.0** | **0** | **0** | **0** | **0** | **0** | **0** | **0** | **0** |

**Additional Career Statistics:** Special Teams Tackles: Rams: 2019 (2)

# Kenny Young, Game-By-Game

**2020 Los Angeles Rams**

| Game | W/L | P/S | T | S | A | Sk | Yds | Int | Yds | Lg | TD | PD | FF | FR | Yds |
|---|---|---|---|---|---|---|---|---|---|---|---|---|---|---|---|
| Dal 9/13 | W | 1/0 | 5 | 2 | 3 | 0.0 | 0.0 | 0 | 0 | 0 | 0 | 0 | 0 | 0 | 0 |
| at Phi 9/20 | - | 0/0 | 0 | 0 | 0 | 0.0 | 0.0 | 0 | 0 | 0 | 0 | 0 | 0 | 0 | 0 |
| at Buf 9/27 | - | 0/0 | 0 | 0 | 0 | 0.0 | 0.0 | 0 | 0 | 0 | 0 | 0 | 0 | 0 | 0 |
| NYG 10/4 | - | 0/0 | 0 | 0 | 0 | 0.0 | 0.0 | 0 | 0 | 0 | 0 | 0 | 0 | 0 | 0 |
| at Was 10/11 | - | 0/0 | 0 | 0 | 0 | 0.0 | 0.0 | 0 | 0 | 0 | 0 | 0 | 0 | 0 | 0 |
| at SF 10/18 | - | 0/0 | 0 | 0 | 0 | 0.0 | 0.0 | 0 | 0 | 0 | 0 | 0 | 0 | 0 | 0 |
| Chi 10/26 | - | 0/0 | 0 | 0 | 0 | 0.0 | 0.0 | 0 | 0 | 0 | 0 | 0 | 0 | 0 | 0 |
| at Mia 11/1 | - | 0/0 | 0 | 0 | 0 | 0.0 | 0.0 | 0 | 0 | 0 | 0 | 0 | 0 | 0 | 0 |
| Sea 11/15 | - | 0/0 | 0 | 0 | 0 | 0.0 | 0.0 | 0 | 0 | 0 | 0 | 0 | 0 | 0 | 0 |
| at TB 11/23 | - | 0/0 | 0 | 0 | 0 | 0.0 | 0.0 | 0 | 0 | 0 | 0 | 0 | 0 | 0 | 0 |
| SF 11/29 | - | 0/0 | 0 | 0 | 0 | 0.0 | 0.0 | 0 | 0 | 0 | 0 | 0 | 0 | 0 | 0 |
| at Ari 12/6 | - | 0/0 | 0 | 0 | 0 | 0.0 | 0.0 | 0 | 0 | 0 | 0 | 0 | 0 | 0 | 0 |
| NE 12/10 | - | 0/0 | 0 | 0 | 0 | 0.0 | 0.0 | 0 | 0 | 0 | 0 | 0 | 0 | 0 | 0 |
| NYJ 12/19 | - | 0/0 | 0 | 0 | 0 | 0.0 | 0.0 | 0 | 0 | 0 | 0 | 0 | 0 | 0 | 0 |
| at Sea 12/27 | - | 0/0 | 0 | 0 | 0 | 0.0 | 0.0 | 0 | 0 | 0 | 0 | 0 | 0 | 0 | 0 |
| Ari 1/3/21 | - | 0/0 | 0 | 0 | 2 | 0.0 | 0.0 | 0 | 0 | 0 | 0 | 0 | 0 | 0 | 0 |
| **Totals** | **1-0** | **1/0** | **5** | **2** | **3** | **0.0** | **0.0** | **0** | **0** | **0** | **0** | **0** | **0** | **0** | **0** |

**2018 Baltimore Ravens**

| Game | W/L | P/S | T | S | A | Sk | Yds | Int | Yds | Lg | TD | PD | FF | FR | Yds |
|---|---|---|---|---|---|---|---|---|---|---|---|---|---|---|---|
| Buf 9/9 | W | 1/0 | 4 | 4 | 0 | 1.0 | 0.0 | 0 | 0 | 0 | 0 | 0 | 0 | 0 | 0 |
| at Cin 9/13 | L | 1/0 | 7 | 4 | 3 | 0.0 | 0.0 | 0 | 0 | 0 | 0 | 0 | 0 | 0 | 0 |
| Den 9/23 | W | 1/1 | 10 | 8 | 2 | 0.0 | 0.0 | 0 | 0 | 0 | 0 | 0 | 0 | 0 | 0 |
| at Pit 9/30 | W | 1/1 | 0 | 0 | 0 | 0.0 | 0.0 | 0 | 0 | 0 | 0 | 0 | 0 | 0 | 0 |
| at Cle 10/7 | L | 1/1 | 2 | 1 | 1 | 0.5 | 2.5 | 0 | 0 | 0 | 0 | 0 | 0 | 1 | 0 |
| at Ten10/14 | W | 1/0 | 3 | 2 | 1 | 1.0 | 3.0 | 0 | 0 | 0 | 0 | 0 | 0 | 0 | 0 |
| NO 10/21 | L | 1/0 | 4 | 3 | 1 | 0.0 | 0.0 | 0 | 0 | 0 | 0 | 0 | 0 | 0 | 0 |
| at Car 10/28 | L | 1/0 | 2 | 1 | 1 | 0.0 | 0.0 | 0 | 0 | 0 | 0 | 0 | 0 | 0 | 0 |
| Pit 11/4 | L | 1/0 | 4 | 3 | 1 | 0.0 | 0.0 | 0 | 0 | 0 | 0 | 0 | 0 | 0 | 0 |
| Cin 11/18 | W | 1/0 | 4 | 4 | 0 | 0.0 | 0.0 | 0 | 0 | 0 | 0 | 0 | 0 | 0 | 0 |
| Oak 11/25 | W | 1/0 | 2 | 2 | 0 | 0.0 | 0.0 | 0 | 0 | 0 | 0 | 1 | 0 | 0 | 0 |
| at Atl 12/2 | W | 1/0 | 3 | 3 | 0 | 0.0 | 0.0 | 0 | 0 | 0 | 0 | 0 | 1 | 0 | 0 |
| at KC 12/9 | L | 1/0 | 0 | 0 | 0 | 0.0 | 0.0 | 0 | 0 | 0 | 0 | 0 | 0 | 0 | 0 |
| TB 12/16 | W | 1/0 | 1 | 1 | 0 | 0.0 | 0.0 | 0 | 0 | 0 | 0 | 0 | 0 | 0 | 0 |
| at LAC 12/22 | W | 1/0 | 1 | 1 | 0 | 0.0 | 0.0 | 0 | 0 | 0 | 0 | 0 | 0 | 0 | 0 |
| Cle 12/30 | W | 1/0 | 0 | 0 | 0 | 0.0 | 0.0 | 0 | 0 | 0 | 0 | 0 | 0 | 0 | 0 |
| **Totals** | **10-6** | **16/3** | **47** | **37** | **10** | **2.5** | **5.5** | **0** | **0** | **0** | **0** | **1** | **1** | **1** | **0** |

**2018 Postseason**

| | | | | | | | | | | | | | | | |
|---|---|---|---|---|---|---|---|---|---|---|---|---|---|---|---|
| LAC 1/6/19 * | L | 1/0 | 2 | 2 | 0 | 0.0 | 0.0 | 0 | 0 | 0 | 0 | 0 | 0 | 0 | 0 |
| **Totals** | **0-1** | **1/0** | **2** | **2** | **0** | **0.0** | **0.0** | **0** | **0** | **0** | **0** | **0** | **0** | **0** | **0** |

* Denotes AFC Wild Card Playoff Game

**2019 Baltimore Ravens/Los Angeles Rams**

| Game | W/L | P/S | T | S | A | Sk | Yds | Int | Yds | Lg | TD | PD | FF | FR | Yds |
|---|---|---|---|---|---|---|---|---|---|---|---|---|---|---|---|
| at Mia 9/8 | W | 1/1 | 2 | 2 | 0 | 0.0 | 0.0 | 0 | 0 | 0 | 0 | 0 | 0 | 0 | 0 |
| Ari 9/15 | W | 1/0 | 0 | 0 | 0 | 0.0 | 0.0 | 0 | 0 | 0 | 0 | 0 | 0 | 0 | 0 |
| at KC 9/22 | L | 1/1 | 7 | 6 | 1 | 0.0 | 0.0 | 0 | 0 | 0 | 0 | 0 | 1 | 0 | 0 |
| Cle 9/29 | L | 1/1 | 4 | 3 | 1 | 0.0 | 0.0 | 0 | 0 | 0 | 0 | 0 | 0 | 0 | 0 |
| Cin 10/13 | W | 1/0 | 0 | 0 | 0 | 0.0 | 0.0 | 0 | 0 | 0 | 0 | 0 | 0 | 0 | 0 |
| at Atl 10/20 | W | 0/0 | | | | | Inactive | | | | | | | | |
| Cin 10/27 | W | 1/0 | 0 | 0 | 0 | 0.0 | 0.0 | 0 | 0 | 0 | 0 | 0 | 0 | 0 | 0 |
| at Pit 11/10 | L | 1/0 | 0 | 0 | 0 | 0.0 | 0.0 | 0 | 0 | 0 | 0 | 0 | 0 | 0 | 0 |
| Chi 11/17 | W | 1/0 | 0 | 0 | 0 | 0.0 | 0.0 | 0 | 0 | 0 | 0 | 0 | 0 | 0 | 0 |
| Bal 11/25 | L | 1/0 | 0 | 0 | 0 | 0.0 | 0.0 | 0 | 0 | 0 | 0 | 0 | 0 | 0 | 0 |
| at Ari 12/1 | W | 1/0 | 0 | 0 | 0 | 0.0 | 0.0 | 0 | 0 | 0 | 0 | 0 | 0 | 0 | 0 |
| Sea 12/8 | W | 1/0 | 0 | 0 | 0 | 0.0 | 0.0 | 0 | 0 | 0 | 0 | 0 | 0 | 0 | 0 |
| at Dal 12/15 | L | 1/0 | 0 | 0 | 0 | 0.0 | 0.0 | 0 | 0 | 0 | 0 | 0 | 0 | 0 | 0 |
| at SF 12/21 | L | 1/0 | 0 | 0 | 0 | 0.0 | 0.0 | 0 | 0 | 0 | 0 | 0 | 0 | 0 | 0 |
| Ari 12/29 | W | 1/0 | 0 | 0 | 0 | 0.0 | 0.0 | 0 | 0 | 0 | 0 | 0 | 0 | 0 | 0 |
| **Totals** | **9/7** | **14/3** | **13** | **11** | **2** | **0.0** | **0.0** | **0** | **0** | **0** | **0** | **0** | **1** | **0** | **0** |



# 52 Terrell Lewis

**Outside Linebacker • Alabama • Washington, D.C.**

**Ht./Wt.:** 6-5/252
**NFL Exp.:** Rookie
**GP/GS, (Playoffs):** 0/0, (0/0)
**Birth Date:** 8/25/1998
**Acquired:** D3A-'20 (No. 84 Overall)

**TRANSACTIONS:** Selected by the Rams in the third round (84th overall) of the 2020 NFL Draft (4/24/20).

**COLLEGE:** Appeared in 26 games at Alabama from 2016-19...a member of the 2017 National Champion Crimson Tide... earned Second-Team All-SEC in 2019...as a redshirt-junior in 2019, appeared in 11 games at Alabama...tied for fifth among SEC defenders with 11.5 tackles for loss...finished ninth in the conference with 6.0 sacks...added a team-high 16 quarterback pressures to go with 31 total tackles...batted two passes down and recorded one fumble…against Texas A&M led all Tide defenders, matching a career-best 2.0 sacks...added a pair of quarterback pressures and was credited with five hurries…earned defensive player of the week accolades from coaches…also selected as a defensive player of the week by the Alabama coaches against Tennessee, when he totaled seven tackles, including three for loss and 2.0 sacks...provided pressure off the edge to help limit the UT offense to only 117 yards passing…earned second-straight and third overall defensive player of the week recognition from the UA coaches against Arkansas, finishing with a career-high six quarterback pressure to go with a pass breakup and three total tackles...played a key role in forcing the Hogs' passers into an 11-of-26 night that included three interceptions…against LSU matched his career-high in tackles with seven stops, including half a tackle for loss...pressured the Tigers' quarterback a team-high three times while adding a fumble recovery that he returned two yards...as a junior in 2018, was sidelined by a knee injury all season but was able to return in the national championship against Georgia to play a key role in the Alabama edge rushing efforts...as a sophomore in 2017, Lewis missed 10 games with an upper arm injury sustained in the season opener…saw time in four games, with one start...totaled 16 tackles including two for loss. 1.0 sack and a pass breakup...made an immediate impact against Clemson, playing at full strength for the first time since the season opener, finishing with two tackles while breaking up one pass... made his first career start against Georgia…totaled seven tackles and added 1.0 sack...the sack in overtime thwarted the Bulldogs' drive, forcing a field goal...as a freshman in 2016, played in 11 games, registering 11 tackles with 1.0 sack...earned first-career sack against Arkansas.

**PERSONAL:** Participated in the 2016 Under Armour All-America Game...D.C. Gatorade Player of the Year…ESPN listed him at No. 47 in the ESPN300…posted 42 tackles in 11 games as a senior for St. John's High School...added 21 tackles for loss, 9.0 sacks, two forced fumbles and two fumble recoveries during that final prep season.

## Terrell Lewis, NFL Statistics

**Regular Season**

| | | | Tackles | | | | | Interceptions | | | | Fumbles | | |
|---|---|---|---|---|---|---|---|---|---|---|---|---|---|---|
| Year | Team | G/S | Total | Solo | Asst. | Sacks | Yards | Int. | Yards | Long | TD | PD | FF | FR | Yards |
| 2020 | Los Angeles Rams | 0/0 | 0 | 0 | 0 | 0.0 | 0.0 | 0 | 0 | 0 | 0 | 0 | 0 | 0 | 0 |
| **Totals** | | **0/0** | **0** | **0** | **0** | **0.0** | **0.0** | **0** | **0** | **0** | **0** | **0** | **0** | **0** | **0** |

## Terrell Lewis, Game-By-Game

**2020 Los Angeles Rams**

| Game | W/L | P/S | T | S | A | Sk | Yds | Int | Yds | Lg | TD | PD | FF | FR | Yds |
|---|---|---|---|---|---|---|---|---|---|---|---|---|---|---|---|
| Dal 9/13 | - | 0/0 | 0 | 0 | 0 | 0.0 | 0.0 | 0 | 0 | 0 | 0 | 0 | 0 | 0 | 0 |
| at Phi 9/20 | - | 0/0 | 0 | 0 | 0 | 0.0 | 0.0 | 0 | 0 | 0 | 0 | 0 | 0 | 0 | 0 |
| at Buf 9/27 | - | 0/0 | 0 | 0 | 0 | 0.0 | 0.0 | 0 | 0 | 0 | 0 | 0 | 0 | 0 | 0 |
| NYG 10/4 | - | 0/0 | 0 | 0 | 0 | 0.0 | 0.0 | 0 | 0 | 0 | 0 | 0 | 0 | 0 | 0 |
| at Was 10/11 | - | 0/0 | 0 | 0 | 0 | 0.0 | 0.0 | 0 | 0 | 0 | 0 | 0 | 0 | 0 | 0 |
| at SF 10/18 | - | 0/0 | 0 | 0 | 0 | 0.0 | 0.0 | 0 | 0 | 0 | 0 | 0 | 0 | 0 | 0 |
| Chi 10/26 | - | 0/0 | 0 | 0 | 0 | 0.0 | 0.0 | 0 | 0 | 0 | 0 | 0 | 0 | 0 | 0 |
| at Mia 11/1 | - | 0/0 | 0 | 0 | 0 | 0.0 | 0.0 | 0 | 0 | 0 | 0 | 0 | 0 | 0 | 0 |
| Sea 11/15 | - | 0/0 | 0 | 0 | 0 | 0.0 | 0.0 | 0 | 0 | 0 | 0 | 0 | 0 | 0 | 0 |
| at TB 11/23 | - | 0/0 | 0 | 0 | 0 | 0.0 | 0.0 | 0 | 0 | 0 | 0 | 0 | 0 | 0 | 0 |
| SF 11/29 | - | 0/0 | 0 | 0 | 0 | 0.0 | 0.0 | 0 | 0 | 0 | 0 | 0 | 0 | 0 | 0 |
| at Ari 12/6 | - | 0/0 | 0 | 0 | 0 | 0.0 | 0.0 | 0 | 0 | 0 | 0 | 0 | 0 | 0 | 0 |
| NE 12/10 | - | 0/0 | 0 | 0 | 0 | 0.0 | 0.0 | 0 | 0 | 0 | 0 | 0 | 0 | 0 | 0 |
| NYJ 12/19 | - | 0/0 | 0 | 0 | 0 | 0.0 | 0.0 | 0 | 0 | 0 | 0 | 0 | 0 | 0 | 0 |
| at Sea 12/27 | - | 0/0 | 0 | 0 | 0 | 0.0 | 0.0 | 0 | 0 | 0 | 0 | 0 | 0 | 0 | 0 |
| Ari 1/3/21 | - | 0/0 | 0 | 0 | 2 | 0.0 | 0.0 | 0 | 0 | 0 | 0 | 0 | 0 | 0 | 0 |
| **Totals** | **0-0** | **0/0** | **0** | **0** | **0** | **0.0** | **0.0** | **0** | **0** | **0** | **0** | **0** | **0** | **0** | **0** |



# 48 Travin Howard

Linebacker • TCU • Longview, Texas

**Ht./Wt.:** 6-1/219
**NFL Exp.:** 2 (2nd Rams)
**GP/GS, (Playoffs):** 16/0, (0/0)
**Birth Date:** 5/10/1996
**Acquired:** D7A-'18 (No. 231 Overall)

**Transactions:** Signed with the Rams active roster (2/6/19)... signed to the Rams practice squad (10/17/18)...waived from Rams injured reserve (9/7/18)...placed on injured reserve (9/2/18)... selected by the Rams in the seventh round (231st overall) of the 2018 NFL Draft (4/28/18).

**Pro:** Drafted by the Rams in the seventh round of the 2018 NFL Draft...appeared in 16 regular season games with 16 tackles on defense and six on special teams.

**2019 Season:** Appeared in all 16 games...primarily a special teams contributor before contributing defensively in the last quarter of the season...led the Rams with six special teams tackles...tallied 16 tackles defensively (13 solo)...recorded three passes defensed in final four games of the season... **at Carolina (9/8):** Played one defensive snap...**vs. New Orleans (9/15):** Recorded first-career tackle on special teams where he played 18 snaps (67 percent)...**at Cleveland (9/22):** Played 14 snaps on special teams (58 percent)...**vs. Tampa Bay (9/29):** Recorded two tackles while playing on special teams where he played 21 snaps (55 percent)...**at Seattle (10/3):** Recorded one tackle on special teams, where he played 20 snaps (65 percent)...**vs. San Francisco (10/13):** Played 20 snaps on special teams (77 percent)...**at Atlanta (10/20):** Recorded first defensive tackle of professional career...finished the game with three tackles (one solo)...played nine snaps defensively (16 percent)...**vs. Cincinnati (10/27):** Played 15 snaps on special teams (62 percent)...**at Pittsburgh (11/10):** Played 27 snaps on special teams (75 percent) where he recorded one tackle...**vs. Chicago (11/17):** Played 17 snaps on special teams (68 percent)...**vs. Baltimore (11/25):** Played 18 special teams snaps (67 percent) and one defensive snap...**at Arizona (12/1):** Recorded a career high four solo defensive tackles while playing 33 defensive snaps (52 percent)...also played 17 snaps on special teams (61 percent)...**vs. Seattle (12/8):** Tallied four solo tackles... added one pass defensed, the first of his career...recorded one tackle on special teams while playing 18 plays (72 percent)... **at Dallas (12/15):** Recorded one pass defensed while playing eight defensive snaps (11 percent)...also played 29 special teams snaps (97 percent)...**at San Francisco (12/21):** Played 29 special teams snaps (83 percent)...did not record any stats...**vs. Arizona (12/29):** Tallied five tackles (three solo)...added one pass defensed while playing 34 defensive snaps.

**2018 Season:** Spent Weeks 7-17 and the postseason on the Rams practice squad.

**College:** Became the first player in TCU history to lead the team in tackles for three consecutive seasons, topping the 100 mark in all three campaigns...as a senior in 2017, posted 108 stops on the season, which also enabled him to become the career leader in tackles (343) in the 17-year tenure of Head Coach Gary Patterson…named first-team All-Big 12 for the second-straight season…voted honorable-mention Big 12 Defensive Player of the Year…selected as the Valero Alamo Bowl Defensive Most Valuable Player for the second time in three seasons…started all 12 games in which he appeared…finished third in the Big 12 with 108 total tackles, including seven TFL…posted five games with double-digit stops, including four straight to end the year...in 2016 as a junior, started all 13 games, including first 12 games at linebacker then at strong safety for the AutoZone Liberty Bowl...named First-Team All-Big 12 and First-Team *Associated Press* All-Big 12...led the Big 12 and was ninth in FBS with 130 total tackles...posted 72 solo stops and 58 assisted tackles... posted double-digit tackles in eight games, including career-high 19 against Texas Tech...recorded 3.0 TFL, 1.5 sacks, one fumble forced, two fumble recoveries and two pass breakups... as a sophomore, in 2015, played in all 13 games with 11 starts...honorable mention All-Big 12...led the Horned Frogs in total tackles during the 2015 season with 105 stops, including 63 solo tackles...had 8.0 TFL...snared one interception, two pass breakups...forced three fumbles...in 2014 as a freshman, appeared in all 13 games...saw playing time on defense and special teams.

**Personal:** Prepped at Longview High School...named District 12-5A Defensive Most Valuable Player as a senior...*Associated Press* honorable-mention 5A All-State selection...totaled eight interceptions and eight pass breakups as a senior...added four defensive touchdowns and two on punt returns as well as one blocked punt.

# Travin Howard, NFL Statistics

Regular Season

| | | | Tackles | | | | | Interceptions | | | | Fumbles | | |
|---|---|---|---|---|---|---|---|---|---|---|---|---|---|---|
| Year | Team | G/S | Total | Solo | Asst. | Sacks | Yards | Int. | Yards | Long | TD | PD | FF | FR | Yards |
| 2019 | Los Angeles Rams | 16/0 | 16 | 13 | 3 | 0.0 | 0.0 | 0 | 0 | 0 | 0 | 3 | 0 | 0 | 0 |
| 2020 | Los Angeles Rams | 0/0 | 0 | 0 | 0 | 0.0 | 0.0 | 0 | 0 | 0 | 0 | 0 | 0 | 0 | 0 |
| **Totals** | | **16/0** | **16** | **13** | **3** | **0.0** | **0.0** | **0** | **0** | **0** | **0** | **3** | **0** | **0** | **0** |

Additional Stats: Special Teams Tackles: 2019 (6)

# Travin Howard, Game-By-Game

**2020 Los Angeles Rams**

| Game | W/L | P/S | T | S | A | Sk | Yds | Int | Yds | Lg | TD | PD | FF | FR | Yds |
|---|---|---|---|---|---|---|---|---|---|---|---|---|---|---|---|
| Dal 9/13 | - | | | | Injured Reserve | | | | | | | | | | |
| at Phi 9/20 | - | | | | Injured Reserve | | | | | | | | | | |
| at Buf 9/27 | - | | | | Injured Reserve | | | | | | | | | | |
| NYG 10/4 | - | | | | Injured Reserve | | | | | | | | | | |
| at Was 10/11 | - | | | | Injured Reserve | | | | | | | | | | |
| at SF 10/18 | - | | | | Injured Reserve | | | | | | | | | | |
| Chi 10/26 | - | 0/0 | 0 | 0 | 0 | 0.0 | 0.0 | 0 | 0 | 0 | 0 | 0 | 0 | 0 | 0 |
| at Mia 11/1 | - | 0/0 | 0 | 0 | 0 | 0.0 | 0.0 | 0 | 0 | 0 | 0 | 0 | 0 | 0 | 0 |
| Sea 11/15 | - | 0/0 | 0 | 0 | 0 | 0.0 | 0.0 | 0 | 0 | 0 | 0 | 0 | 0 | 0 | 0 |
| at TB 11/23 | - | 0/0 | 0 | 0 | 0 | 0.0 | 0.0 | 0 | 0 | 0 | 0 | 0 | 0 | 0 | 0 |
| SF 11/29 | - | 0/0 | 0 | 0 | 0 | 0.0 | 0.0 | 0 | 0 | 0 | 0 | 0 | 0 | 0 | 0 |
| at Ari 12/6 | - | 0/0 | 0 | 0 | 0 | 0.0 | 0.0 | 0 | 0 | 0 | 0 | 0 | 0 | 0 | 0 |
| NE 12/10 | - | 0/0 | 0 | 0 | 0 | 0.0 | 0.0 | 0 | 0 | 0 | 0 | 0 | 0 | 0 | 0 |
| NYJ 12/19 | - | 0/0 | 0 | 0 | 0 | 0.0 | 0.0 | 0 | 0 | 0 | 0 | 0 | 0 | 0 | 0 |
| at Sea 12/27 | - | 0/0 | 0 | 0 | 0 | 0.0 | 0.0 | 0 | 0 | 0 | 0 | 0 | 0 | 0 | 0 |
| Ari 1/3/21 | - | 0/0 | 0 | 0 | 2 | 0.0 | 0.0 | 0 | 0 | 0 | 0 | 0 | 0 | 0 | 0 |
| **Totals** | **0-0** | **0/0** | **0** | **0** | **0** | **0.0** | **0.0** | **0** | **0** | **0** | **0** | **0** | **0** | **0** | **0** |

**2019 Los Angeles Rams**

| Game | W/L | P/S | T | S | A | Sk | Yds | Int | Yds | Lg | TD | PD | FF | FR | Yds |
|---|---|---|---|---|---|---|---|---|---|---|---|---|---|---|---|
| at CAR 9/8 | W | 1/0 | 0 | 0 | 0 | 0.0 | 0.0 | 0 | 0 | 0 | 0 | 0 | 0 | 0 | 0 |
| NO 9/15 | W | 1/0 | 0 | 0 | 0 | 0.0 | 0.0 | 0 | 0 | 0 | 0 | 0 | 0 | 0 | 0 |
| at Cle 9/22 | W | 1/0 | 0 | 0 | 0 | 0.0 | 0.0 | 0 | 0 | 0 | 0 | 0 | 0 | 0 | 0 |
| TB 9/29 | L | 1/0 | 0 | 0 | 0 | 0.0 | 0.0 | 0 | 0 | 0 | 0 | 0 | 0 | 0 | 0 |
| at Sea 10/3 | L | 1/0 | 0 | 0 | 0 | 0.0 | 0.0 | 0 | 0 | 0 | 0 | 0 | 0 | 0 | 0 |
| SF 10/13 | L | 1/0 | 0 | 0 | 0 | 0.0 | 0.0 | 0 | 0 | 0 | 0 | 0 | 0 | 0 | 0 |
| at Atl 10/20 | W | 1/0 | 3 | 2 | 1 | 0.0 | 0.0 | 0 | 0 | 0 | 0 | 0 | 0 | 0 | 0 |
| Cin 10/27 | W | 1/0 | 0 | 0 | 0 | 0.0 | 0.0 | 0 | 0 | 0 | 0 | 0 | 0 | 0 | 0 |
| at Pit 11/10 | L | 1/0 | 0 | 0 | 0 | 0.0 | 0.0 | 0 | 0 | 0 | 0 | 0 | 0 | 0 | 0 |
| Chi 11/17 | W | 1/0 | 0 | 0 | 0 | 0.0 | 0.0 | 0 | 0 | 0 | 0 | 0 | 0 | 0 | 0 |
| Bal 11/25 | L | 1/0 | 0 | 0 | 0 | 0.0 | 0.0 | 0 | 0 | 0 | 0 | 0 | 0 | 0 | 0 |
| at Ari 12/1 | W | 1/0 | 4 | 4 | 0 | 0.0 | 0.0 | 0 | 0 | 0 | 0 | 0 | 0 | 0 | 0 |
| Sea 12/8 | W | 1/0 | 4 | 4 | 0 | 0.0 | 0.0 | 0 | 0 | 0 | 0 | 1 | 0 | 0 | 0 |
| at Dal 12/15 | L | 1/0 | 0 | 0 | 0 | 0.0 | 0.0 | 0 | 0 | 0 | 0 | 1 | 0 | 0 | 0 |
| at SF 12/21 | L | 1/0 | 0 | 0 | 0 | 0.0 | 0.0 | 0 | 0 | 0 | 0 | 0 | 0 | 0 | 0 |
| Ari 12/29 | W | 1/0 | 5 | 3 | 2 | 0.0 | 0.0 | 0 | 0 | 0 | 0 | 1 | 0 | 0 | 0 |
| **Totals** | **9-7** | **16/0** | **16** | **13** | **3** | **0.0** | **0.0** | **0** | **0** | **0** | **0** | **3** | **0** | **0** | **0** |



# 94 A'Shawn Robinson

Defensive Line • Alabama • Ft. Worth, Texas

**Ht./Wt.:** 6-4/330
**NFL Exp.:** 5 (1st Rams)
**GP/GS, (Playoffs):** 58/37, (1/1)
**Birth Date:** 3/21/1995
**Acquired:** FA-'20

**Transactions:** Signed with the Los Angeles Rams as an unrestricted free agent (4/24/20)...released by the Detroit Lions (3/18/20)...signed a four-year extension with the Detroit Lions (5/10/16)...drafted by the Detroit Lions in the second round (46th overall) in the 2016 NFL Draft (4/29/16).

**Pro:** Fifth-year pro, acquired by the Rams via waivers from Detroit...appeared in 58 regular season games (37 starts) with one start in the postseason with the Lions...tallied 172 career tackles...posted 5.0 sacks...recorded three forced fumbles with three fumble recoveries...nabbed his first-ever interception off of Saints QB Drew Brees which was returned for a touchdown.

**2019 Season:** Finished his fourth season with the Lions appearing in 13 games (nine starts)...tallied 40 total tackles (28 solo)...posted 1.5 sacks...deflected three passes...forced a fumble and recovered an additional two fumbles on the season... **at Arizona (9/8):** Started the season opener on the defensive line...tallied three solo tackles...**vs. Chargers (9/15):** Recorded four tackles (three solo)...assisted on one sack for a three yard loss...**at Philadelphia (9/22):** Started on the defensive line... posted three tackles...recovered one fumble...**vs. Kansas City (9/29):** Tallied two tackles...deflected one pass...recovered a fumble for three yards marking the first time in his career to recover a fumble in back-to-back games in a single season... **at Green Bay (10/14):** Started on the defensive line...tallied seven tackles (five solo)...forced one fumble...**vs. Minnesota (10/20):** Started on the defensive line...posted two solo tackles... **vs. Giants (10/27):** Started on the defensive line...did not record any stats...**at Oakland (11/3):** Posted one tackle...**at Chicago (11/10):** Started on the defensive line...tallied two solo tackles... broke up one pass...**vs. Dallas (11/17):** Started on the defensive line...logged two tackles...**at Washington (11/24):** Started on the defensive line...recorded four tackles (three solo)...levied 1.0 sacks, deflected one pass...**vs. Chicago (11/28):** Logged three tackles (two solo)...**at Minnesota (12/8):** Started on the defensive line...matched a season-high seven tackles (5 solo).

**2018 Season:** Appeared in 13 games (seven starts) on the defensive line…logged 49 total tackles (28 solo)…tallied 1.0 sacks…recovered one fumble and marked his first time professionally to force one fumble in back-to-back seasons…**at San Francisco (9/16):** Appeared on the defensive line…logged four tackles (two solo)…**vs. New England (9/23):** Started on the defensive line…tallied three solo tackles…**at Dallas (9/30):** Started on the defensive line…set a career high eight total tackles (five solo) in a single season…**vs Green Bay (10/7):** Appeared on the defensive line…logged one tackle…**at Miami (10/21):** Tallied four tackles (three solo)…**vs Seattle (10/28):** Appeared on the defensive line…recorded six tackles (four solo)…**vs. Minnesota (11/4):** Recorded three tackles…recovered one fumble…**at Chicago (11/11):** Started on the defensive line…logged one tackle…**vs. Chicago (11/22):** Saw action on the defensive line… tallied one tackle…**vs. Rams (12/2):** Started on the defensive line…recorded five tackles (three solo)…**at Arizona (12/9):** Started on the defensive line…matched a season-high eight tackles (four solo)…levied 1.0 sacks…**at Buffalo (12/16):** Started on the defensive line…tallied four tackles (two solo)…forced one fumble…**vs. Minnesota (12/23):** Started on the defensive line… logged one tackle.

**2017 Season:** Started in all 16 games…logged 53 total tackles (31 solo)…assisted on one sack…picked off Saints QB Drew Brees to return his first-ever interception for a touchdown… deflected six passes and forced one fumble on the season…**vs. Arizona (9/10):** Tallied three solo tackles and forced one fumble in the season opener…**at Giants (9/18):** Logged two tackles…**vs. Atlanta (9/24):** Recorded three tackles (two solo)…**at Minnesota (10/1):** Tallied two tackles…**vs. Carolina (10/8):** Started on the defensive line…did not record any stats…**at New Orleans (10/15):** Started on the defensive line…marked a season-high seven tackles (four solo)…picked off Saints QB Drew Brees and returned his first interception for a touchdown…also deflected two passes…**vs. Pittsburgh (10/29):** Started on the defensive line… logged four tackles (two solo)…**at Green Bay (11/6):** Started on the defensive line…recorded three tackles…**vs. Cleveland (11/12):** Started on the defensive line…posted four tackles (two solo)…**vs. Chicago (11/19):** Started on the defensive line… posted one tackles…**vs. Minnesota (11/23):** Started on the defensive line…tallied six tackles (five solo)…**at Baltimore (12/3):** Started on the defensive line…recorded three solo tackles… **at Tampa Bay (12/10):** Started on the defensive line…assisted on one tackle…**vs. Chicago (12/16):** Started on the defensive line…posted one solo tackle…deflected one pass…**at Cincinnati (12/24):** Started on the defensive line…matched a season-high seven tackles…**vs. Green Bay (12/31):** Started on the defensive line…logged six tackles (three solo)…assisted on one sack and broke up one pass.

**2016 Season:** Appeared on in all 16 games during his rookie season with five starts…collected 30 total tackles (22 solo)… tallied 2.0 sacks and deflected a season-high seven passes…**at Indianapolis (9/11):** Appeared on the defensive line in the season opener…deflected one pass…**vs. Tennessee (9/18):** Appeared on the defensive line…nabbed his first professional solo tackle… also deflected one pass…**at Green Bay (9/25):** Tallied two solo tackles…**at Chicago (10/2):** Appeared on the defensive line… recorded one solo tackle…**vs. Philadelphia (10/9):** Appeared on the defensive line…levied his first professional sack on Eagles QB Carson Wentz…posted two solo tackles…**vs. Rams (10/16):** Recorded one solo tackle…**vs. Washington (10/23):** Appeared on the defensive line…assisted on two tackles…**at Houston (10/30):** Appeared on the defensive line…marked a season-high four tackles…recorded 1.0 sacks accounting for five yards-for-loss…**at Minnesota (11/6):** Appeared on the defensive line… tallied one solo tackle…**vs. Jacksonville (11/20):** Posted two solo tackles…**vs. Minnesota (11/24):** Made his first professional start…deflected one pass…recorded one solo tackle…**at New Orleans (12/4):** Appeared on the defensive line…posted two solo tackles…**vs. Chicago (12/11):** Started on the defensive line…tallied two solo tackles…**at Giants (12/18):** Started on the defensive line…recorded one solo tackle…broke up one pass…**at Dallas (12/26):** Started on the defensive line…matched a season-high four tackles (two solo)…**vs. Green Bay (1/1/17):** Started on the defensive line…recorded a season-high three solo tackles (four total tackles).

**College:** Appeared in all 39 games with the Alabama Crimson Tide from 2013-15…including three original-six Bowl games… two appearances in the then-instated College Football Playoffs…

won the CFP Championship against Clemson held in Glendale, Ariz. (1/11/16)…two-time SEC Champion (2014-15)…named to the FWAA All-America Team (first team) in 2015…also selected to the CBS Sports' All-America Team (first team) in 2015…Outland Trophy finalist, which is given to the nation's best interior lineman on offense or defense by the FWAA…selected to the AP All-SEC Team…named to the SEC All-Freshman Team and Sporting News Freshman All-American Team in 2013…tallied 133 total tackles (51 solo)…averaged 3.0 sacks (5.5 season-high as a freshman)…forced one fumble and broke up five passes in his collegiate career.

**Personal:** Attended Arlington Heights High School in Fort Worth, Texas…played in the U.S. Army All-American Bowl (2013)…invited to Nike's prestigious all-star camp "The Opening" in 2013…voted as a USA Today All-American (2012)…multi-sport varsity athlete (basketball and track & field)…ranked No. 105 on ESPN's "Top 300" (2013)…Ranked No. 4 in the nation at the defensive lineman position according to Rivals.com.

# A'Shawn Robinson, NFL Statistics

### Regular Season

| | | Tackles | | | | | | Interceptions | | | | | Fumbles | | |
|---|---|---|---|---|---|---|---|---|---|---|---|---|---|---|---|
| Year | Team | G/S | Total | Solo | Asst. | Sacks | Yards | Int. | Yards | Long | TD | PD | FF | FR | Yards |
| 2016 | Detroit Lions | 16/5 | 30 | 22 | 8 | 2.0 | 5.0 | 0 | 0 | 0 | 0 | 7 | 0 | 0 | 0 |
| 2017 | Detroit Lions | 16/16 | 53 | 31 | 21 | 0.5 | 4.5 | 1 | 2 | 2 | 1 | 6 | 1 | 0 | 0 |
| 2018 | Detroit Lions | 13/7 | 49 | 30 | 15 | 1.0 | 8.0 | 0 | 0 | 0 | 0 | 0 | 1 | 1 | 0 |
| 2019 | Detroit Lions | 13/9 | 40 | 28 | 8 | 1.5 | 6.0 | 0 | 0 | 0 | 0 | 3 | 1 | 2 | 3 |
| 2020 | Los Angeles Rams | 0/0 | 0 | 0 | 0 | 0.0 | 0.0 | 0 | 0 | 0 | 0 | 0 | 0 | 0 | 0 |
| **Totals** | | **58/37** | **172** | **111** | **52** | **5.0** | **23.5** | **1** | **2** | **2** | **1** | **16** | **3** | **3** | **3** |

### Postseason

| | | Tackles | | | | | | Interceptions | | | | | Fumbles | | |
|---|---|---|---|---|---|---|---|---|---|---|---|---|---|---|---|
| Year | Team | G/S | Total | Solo | Asst. | Sacks | Yards | Int. | Yards | Long | TD | PD | FF | FR | Yards |
| 2016 | Detroit Lions | 1/1 | 7 | 2 | 5 | 0.0 | 0.0 | 0 | 0 | 0 | 0 | 0 | 0 | 0 | 0 |
| **Totals** | | **1/1** | **7** | **2** | **5** | **0.0** | **0.0** | **0** | **0** | **0** | **0** | **0** | **0** | **0** | **0** |

# A'Shawn Robinson, Game-By-Game

### 2020 Los Angeles Rams

| Game | W/L | P/S | T | S | A | Sk | Yds | Int | Yds | Lg | TD | PD | FF | FR | Yds |
|---|---|---|---|---|---|---|---|---|---|---|---|---|---|---|---|
| Dal 9/13 | - | 0/0 | 0 | 0 | 0 | 0.0 | 0.0 | 0 | 0 | 0 | 0 | 0 | 0 | 0 | 0 |
| at Phi 9/20 | - | 0/0 | 0 | 0 | 0 | 0.0 | 0.0 | 0 | 0 | 0 | 0 | 0 | 0 | 0 | 0 |
| at Buf 9/27 | - | 0/0 | 0 | 0 | 0 | 0.0 | 0.0 | 0 | 0 | 0 | 0 | 0 | 0 | 0 | 0 |
| NYG 10/4 | - | 0/0 | 0 | 0 | 0 | 0.0 | 0.0 | 0 | 0 | 0 | 0 | 0 | 0 | 0 | 0 |
| at Was 10/11 | - | 0/0 | 0 | 0 | 0 | 0.0 | 0.0 | 0 | 0 | 0 | 0 | 0 | 0 | 0 | 0 |
| at SF 10/18 | - | 0/0 | 0 | 0 | 0 | 0.0 | 0.0 | 0 | 0 | 0 | 0 | 0 | 0 | 0 | 0 |
| Chi 10/26 | - | 0/0 | 0 | 0 | 0 | 0.0 | 0.0 | 0 | 0 | 0 | 0 | 0 | 0 | 0 | 0 |
| at Mia 11/1 | - | 0/0 | 0 | 0 | 0 | 0.0 | 0.0 | 0 | 0 | 0 | 0 | 0 | 0 | 0 | 0 |
| Sea 11/15 | - | 0/0 | 0 | 0 | 0 | 0.0 | 0.0 | 0 | 0 | 0 | 0 | 0 | 0 | 0 | 0 |
| at TB 11/23 | - | 0/0 | 0 | 0 | 0 | 0.0 | 0.0 | 0 | 0 | 0 | 0 | 0 | 0 | 0 | 0 |
| SF 11/29 | - | 0/0 | 0 | 0 | 0 | 0.0 | 0.0 | 0 | 0 | 0 | 0 | 0 | 0 | 0 | 0 |
| at Ari 12/6 | - | 0/0 | 0 | 0 | 0 | 0.0 | 0.0 | 0 | 0 | 0 | 0 | 0 | 0 | 0 | 0 |
| NE 12/10 | - | 0/0 | 0 | 0 | 0 | 0.0 | 0.0 | 0 | 0 | 0 | 0 | 0 | 0 | 0 | 0 |
| NYJ 12/19 | - | 0/0 | 0 | 0 | 0 | 0.0 | 0.0 | 0 | 0 | 0 | 0 | 0 | 0 | 0 | 0 |
| at Sea 12/27 | - | 0/0 | 0 | 0 | 0 | 0.0 | 0.0 | 0 | 0 | 0 | 0 | 0 | 0 | 0 | 0 |
| Ari 1/3/21 | - | 0/0 | 0 | 0 | 2 | 0.0 | 0.0 | 0 | 0 | 0 | 0 | 0 | 0 | 0 | 0 |
| **Totals** | **0-0** | **0/0** | **0** | **0** | **0** | **0.0** | **0.0** | **0** | **0** | **0** | **0** | **0** | **0** | **0** | **0** |

### 2018 Detroit Lions

| Game | W/L | P/S | T | S | A | Sk | Yds | Int | Yds | Lg | TD | PD | FF | FR | Yds |
|---|---|---|---|---|---|---|---|---|---|---|---|---|---|---|---|
| NYJ 9/10 | L | 0/0 | 0 | 0 | 0 | 0.0 | 0.0 | 0 | 0 | 0 | 0 | 0 | 0 | 0 | 0 |
| at SF 9/16 | L | 1/0 | 4 | 2 | 2 | 0.0 | 0.0 | 0 | 0 | 0 | 0 | 0 | 0 | 0 | 0 |
| NE 9/23 | W | 1/1 | 3 | 3 | 0 | 0.0 | 0.0 | 0 | 0 | 0 | 0 | 0 | 0 | 0 | 0 |
| at Dal 9/30 | L | 1/1 | 8 | 5 | 3 | 0.0 | 0.0 | 0 | 0 | 0 | 0 | 0 | 0 | 0 | 0 |
| GB 10/7 | W | 1/0 | 1 | 1 | 0 | 0.0 | 0.0 | 0 | 0 | 0 | 0 | 0 | 0 | 0 | 0 |
| at Mia 10/21 | W | 1/0 | 4 | 3 | 1 | 0.0 | 0.0 | 0 | 0 | 0 | 0 | 0 | 0 | 0 | 0 |
| Sea 10/28 | L | 1/0 | 6 | 4 | 1 | 0.0 | 0.0 | 0 | 0 | 0 | 0 | 0 | 0 | 0 | 0 |
| Min 11/4 | L | 1/0 | 3 | 1 | 0 | 0.0 | 0.0 | 0 | 0 | 0 | 0 | 0 | 0 | 1 | 0 |
| at Chi 11/11 | L | 1/1 | 1 | 1 | 0 | 0.0 | 0.0 | 0 | 0 | 0 | 0 | 0 | 0 | 0 | 0 |
| Car 11/18 | W | 0/0 | 0 | 0 | 0 | 0.0 | 0.0 | 0 | 0 | 0 | 0 | 0 | 0 | 0 | 0 |
| Chi 11/22 | L | 1/0 | 1 | 0 | 1 | 0.0 | 0.0 | 0 | 0 | 0 | 0 | 0 | 0 | 0 | 0 |
| LAR 12/2 | L | 1/1 | 5 | 3 | 2 | 0.0 | 0.0 | 0 | 0 | 0 | 0 | 0 | 0 | 0 | 0 |
| at Ari 12/9 | W | 1/1 | 8 | 4 | 4 | 1.0 | 8.0 | 0 | 0 | 0 | 0 | 0 | 0 | 0 | 0 |
| at Buf 12/16 | L | 1/1 | 4 | 2 | 1 | 0.0 | 0.0 | 0 | 0 | 0 | 0 | 0 | 1 | 0 | 0 |
| Min 12/23 | L | 1/1 | 1 | 1 | 0 | 0.0 | 0.0 | 0 | 0 | 0 | 0 | 0 | 0 | 0 | 0 |
| at GB 12/30 | W | 0/0 | 0 | 0 | 0 | 0.0 | 0.0 | 0 | 0 | 0 | 0 | 0 | 0 | 0 | 0 |
| **Totals** | **6-10** | **13/7** | **49** | **30** | **15** | **1.0** | **8.0** | **0** | **0** | **0** | **0** | **0** | **1** | **1** | **0** |

### 2016 Detroit Lions

| Game | W/L | P/S | T | S | A | Sk | Yds | Int | Yds | Lg | TD | PD | FF | FR | Yds |
|---|---|---|---|---|---|---|---|---|---|---|---|---|---|---|---|
| at Ind 9/11 | W | 1/0 | 0 | 0 | 0 | 0.0 | 0.0 | 0 | 0 | 0 | 0 | 1 | 0 | 0 | 0 |
| Ten 9/18 | L | 1/0 | 1 | 1 | 0 | 0.0 | 0.0 | 0 | 0 | 0 | 0 | 1 | 0 | 0 | 0 |
| at GB 9/25 | L | 1/0 | 2 | 2 | 0 | 0.0 | 0.0 | 0 | 0 | 0 | 0 | 0 | 0 | 0 | 0 |
| at Chi 10/2 | L | 1/0 | 1 | 1 | 0 | 0.0 | 0.0 | 0 | 0 | 0 | 0 | 0 | 0 | 0 | 0 |
| Phi 10/9 | W | 1/0 | 2 | 2 | 0 | 1.0 | 0.0 | 0 | 0 | 0 | 0 | 0 | 0 | 0 | 0 |
| LAR 10/16 | W | 1/0 | 1 | 1 | 0 | 0.0 | 0.0 | 0 | 0 | 0 | 0 | 1 | 0 | 0 | 0 |
| Was 10/23 | W | 1/0 | 2 | 0 | 2 | 0.0 | 0.0 | 0 | 0 | 0 | 0 | 0 | 0 | 0 | 0 |
| at Hou 10/30 | L | 1/0 | 4 | 1 | 3 | 1.0 | 5.0 | 0 | 0 | 0 | 0 | 0 | 0 | 0 | 0 |
| at Min 11/6 | W | 1/0 | 1 | 1 | 0 | 0.0 | 0.0 | 0 | 0 | 0 | 0 | 1 | 0 | 0 | 0 |
| Jax 11/20 | W | 1/0 | 2 | 2 | 0 | 0.0 | 0.0 | 0 | 0 | 0 | 0 | 0 | 0 | 0 | 0 |
| Min 11/24 | W | 1/1 | 1 | 1 | 0 | 0.0 | 0.0 | 0 | 0 | 0 | 0 | 1 | 0 | 0 | 0 |
| at NO 12/4 | W | 1/0 | 2 | 2 | 0 | 0.0 | 0.0 | 0 | 0 | 0 | 0 | 1 | 0 | 0 | 0 |
| Chi 12/11 | W | 1/1 | 2 | 2 | 0 | 0.0 | 0.0 | 0 | 0 | 0 | 0 | 0 | 0 | 0 | 0 |
| at NYG 12/18 | L | 1/1 | 1 | 1 | 0 | 0.0 | 0.0 | 0 | 0 | 0 | 0 | 1 | 0 | 0 | 0 |
| at Dal 12/26 | L | 1/1 | 4 | 2 | 2 | 0.0 | 0.0 | 0 | 0 | 0 | 0 | 0 | 0 | 0 | 0 |
| GB 1/1/17 | L | 1/1 | 4 | 3 | 1 | 0.0 | 0.0 | 0 | 0 | 0 | 0 | 0 | 0 | 0 | 0 |
| **Totals** | **9-7** | **16/5** | **30** | **22** | **8** | **2.0** | **5.0** | **0** | **0** | **0** | **0** | **7** | **0** | **0** | **0** |

### 2019 Detroit Lions

| Game | W/L | P/S | T | S | A | Sk | Yds | Int | Yds | Lg | TD | PD | FF | FR | Yds |
|---|---|---|---|---|---|---|---|---|---|---|---|---|---|---|---|
| at Ari 9/8 | T | 1/1 | 3 | 3 | 0 | 0.0 | 0.0 | 0 | 0 | 0 | 0 | 0 | 0 | 0 | 0 |
| LAC 9/15 | W | 1/0 | 4 | 3 | 1 | 0.5 | 3.0 | 0 | 0 | 0 | 0 | 0 | 0 | 0 | 0 |
| at Phi 9/22 | W | 1/1 | 3 | 0 | 2 | 0.0 | 0.0 | 0 | 0 | 0 | 0 | 0 | 0 | 1 | 0 |
| KC 9/29 | L | 1/0 | 2 | 2 | 0 | 0.0 | 0.0 | 0 | 0 | 0 | 0 | 0 | 1 | 0 | 1 |
| at GB 10/14 | L | 1/1 | 7 | 5 | 2 | 0.0 | 0.0 | 0 | 0 | 0 | 0 | 0 | 0 | 1 | 0 |
| Min 10/20 | L | 1/1 | 2 | 2 | 0 | 0.0 | 0.0 | 0 | 0 | 0 | 0 | 0 | 0 | 0 | 0 |
| NYG 10/27 | W | 1/1 | 0 | 0 | 0 | 0.0 | 0.0 | 0 | 0 | 0 | 0 | 0 | 0 | 0 | 0 |
| at Oak 11/3 | L | 1/0 | 1 | 0 | 0 | 0.0 | 0.0 | 0 | 0 | 0 | 0 | 0 | 0 | 0 | 0 |
| at Chi 11/10 | L | 1/1 | 2 | 2 | 0 | 0.0 | 0.0 | 0 | 0 | 0 | 0 | 1 | 0 | 0 | 0 |
| Dal 11/17 | L | 1/1 | 2 | 1 | 1 | 0.0 | 0.0 | 0 | 0 | 0 | 0 | 0 | 0 | 0 | 0 |
| at Was 11/24 | L | 1/1 | 4 | 3 | 0 | 1.0 | 3.0 | 0 | 0 | 0 | 0 | 1 | 0 | 0 | 0 |
| Chi 11/28 | L | 1/0 | 3 | 2 | 1 | 0.0 | 0.0 | 0 | 0 | 0 | 0 | 0 | 0 | 0 | 0 |
| at Min 12/8 | L | 1/1 | 7 | 5 | 1 | 0.0 | 0.0 | 0 | 0 | 0 | 0 | 0 | 0 | 0 | 0 |
| TB 12/15 | L | 0/0 | 0 | 0 | 0 | 0.0 | 0.0 | 0 | 0 | 0 | 0 | 0 | 0 | 0 | 0 |
| at Den 12/22 | L | 0/0 | 0 | 0 | 0 | 0.0 | 0.0 | 0 | 0 | 0 | 0 | 0 | 0 | 0 | 0 |
| GB 12/29 | L | 0/0 | 0 | 0 | 0 | 0.0 | 0.0 | 0 | 0 | 0 | 0 | 0 | 0 | 0 | 0 |
| **Totals** | **3-12-1** | **13/9** | **40** | **28** | **8** | **1.5** | **6.0** | **0** | **0** | **0** | **0** | **3** | **1** | **2** | **3** |

### 2017 Detroit Lions

| Game | W/L | P/S | T | S | A | Sk | Yds | Int | Yds | Lg | TD | PD | FF | FR | Yds |
|---|---|---|---|---|---|---|---|---|---|---|---|---|---|---|---|
| Ari 9/10 | W | 1/1 | 3 | 3 | 0 | 0.0 | 0.0 | 0 | 0 | 0 | 0 | 0 | 1 | 0 | 0 |
| at NYG 9/18 | W | 1/1 | 2 | 1 | 1 | 0.0 | 0.0 | 0 | 0 | 0 | 0 | 0 | 0 | 0 | 0 |
| Atl 9/24 | L | 1/1 | 3 | 2 | 1 | 0.0 | 0.0 | 0 | 0 | 0 | 0 | 1 | 0 | 0 | 0 |
| at Min 10/1 | W | 1/1 | 2 | 1 | 1 | 0.0 | 0.0 | 0 | 0 | 0 | 0 | 0 | 0 | 0 | 0 |
| Car 10/8 | L | 1/1 | 0 | 0 | 0 | 0.0 | 0.0 | 0 | 0 | 0 | 0 | 0 | 0 | 0 | 0 |
| at NO 10/15 | L | 1/1 | 7 | 4 | 3 | 0.0 | 0.0 | 1 | 2 | 2 | 1 | 2 | 0 | 0 | 0 |
| Pit 10/29 | L | 1/1 | 4 | 2 | 2 | 0.0 | 0.0 | 0 | 0 | 0 | 0 | 1 | 0 | 0 | 0 |
| at GB 11/6 | W | 1/1 | 3 | 2 | 1 | 0.0 | 0.0 | 0 | 0 | 0 | 0 | 0 | 0 | 0 | 0 |
| Cle 11/12 | W | 1/1 | 4 | 2 | 2 | 0.0 | 0.0 | 0 | 0 | 0 | 0 | 0 | 0 | 0 | 0 |
| Chi 11/19 | W | 1/1 | 1 | 1 | 0 | 0.0 | 0.0 | 0 | 0 | 0 | 0 | 0 | 0 | 0 | 0 |
| Min 11/23 | L | 1/1 | 6 | 5 | 1 | 0.0 | 0.0 | 0 | 0 | 0 | 0 | 0 | 0 | 0 | 0 |
| at Bal 12/3 | L | 1/1 | 3 | 3 | 0 | 0.0 | 0.0 | 0 | 0 | 0 | 0 | 0 | 0 | 0 | 0 |
| at TB 12/10 | W | 1/1 | 1 | 0 | 0 | 0.0 | 0.0 | 0 | 0 | 0 | 0 | 0 | 0 | 0 | 0 |
| Chi 12/16 | W | 1/1 | 1 | 1 | 0 | 0.0 | 0.0 | 0 | 0 | 0 | 0 | 1 | 0 | 0 | 0 |
| at Cin 12/24 | L | 1/1 | 7 | 1 | 6 | 0.0 | 0.0 | 0 | 0 | 0 | 0 | 0 | 0 | 0 | 0 |
| GB 12/31 | W | 1/1 | 6 | 3 | 3 | 0.5 | 4.5 | 0 | 0 | 0 | 0 | 1 | 0 | 0 | 0 |
| **Totals** | **9-7** | **16/16** | **53** | **31** | **21** | **0.5** | **4.5** | **1** | **2** | **2** | **1** | **6** | **1** | **0** | **0** |



Los Angeles Rams 2020 Media Guide

# Football Staff

# Brian Xanders



## Senior Personnel Executive

**College: Florida State**
**NFL Year: 27**
**Rams Year: 4**

Brian Xanders is in his fourth season with the Los Angeles Rams. Xanders works with all areas of the club's player personnel department, including college scouting, pro personnel, coaching research, and game management/strategy.

The 2020 season marks Xanders' 27th year in the NFL working in a variety of player personnel, scouting, football operations and coaching staff roles during his time at four different teams (Los Angeles, Detroit, Denver and Atlanta). He has direct experience in player evaluations with the last 24 NFL Draft classes and 19 free agency periods.

Xanders joined the Rams organization in 2017, following a four year stint with the Detroit Lions. Prior to his Lions' tenure, he served four seasons with the Denver Broncos as the team's general manager.

During his tenure as the Broncos' general manager, he engineered the personnel transformation where 90 percent of the team's roster (55 of 61 players) were acquired through the draft, free agency or re-signed by the club. The four-year personnel foundation from 2009-2012, yielded 5 straight division titles and a 64-26 record from 2011-2015 (two Super Bowl appearances / Super Bowl XL Champions).

The Broncos executed high-producing NFL Draft classes from 2009-12, which finished third in the NFL in games started and fifth in playtime during the four-year period. Those four draft classes became the second highest compensated draft classes in NFL history from 2012-2016 ($920M). Twenty-seven players had careers of 4+ years, and there were 22 primary starters (1+ year) on NFL teams. The group including six Pro Bowl players with 20 total appearances: LB Von Miller, WR Demaryius Thomas, CB Chris Harris, DT Malik Jackson, TE Julius Thomas and OG Zane Beadles. Other long-term core starters include WR Eric Decker, DT Derek Wolfe, LB Danny Trevathan, T Orlando Franklin, T Mike Remmers and DE Robert Ayers. There were also eight other Pro Bowl players who were acquired, signed or extended during his tenure: QB Peyton Manning, SS Brian Dawkins, WR Brandon Lloyd, RB Willis McGahee, CB Champ Bailey, DE Elvis Dumervil, WR Brandon Marshall, and OT Ryan Clady.

Xanders also supervised the day-to-day operations of the Broncos' college scouting, pro scouting, labor operations/salary cap, equipment, medical, video, football systems and football operations departments. He served on the NFL College Advisory, NFL Combine Selection and the NFL Statistics Committees. He was originally hired by Denver as assistant general manager in 2008.

Before joining the Broncos, he worked 14 seasons (1994-2008) with the Atlanta Falcons in various scouting, player personnel, football operations, coaching staff (defense/offense/ST) and technology/systems roles. Xanders was a member of the Falcons' defensive coaching staff on their 1998 team that became the first in franchise history to earn a Super Bowl berth (XXXIII). He was selected by the Falcons to attend Stanford University's NFL Program for Managers in 2005, he has given presentations at several universities on NFL player personnel issues.

A former linebacker who played for Bobby Bowden at Florida State University from 1989-92, Xanders was a member of four bowl-winning teams with the Seminoles that had a 42-7 combined record. He was an All-Atlantic Coast Conference academic team selection and graduated from FSU with a master's degree in business administration and a bachelor's degree in business management.

Xanders, Amy, Reid and Mary Claire and reside in Westlake Village, California. He participates in Habitat for Humanity charities, Homes for the Holidays, and Warrick Dunn Charities.

# Taylor Morton



## Senior Personnel Advisor

**College: Southern Miss**
**NFL Year: 21**
**Rams Year: 9**

Taylor Morton embarks on his 21st season in the NFL and ninth with the Rams.

Morton is in the fourth season as senior player personnel advisor after transitioning into the role in 2017 after serving as director of player personnel the previous four seasons.

He originally joined the Rams as director of college scouting in 2012. Morton is involved in the Rams collegiate and professional scouting efforts and evaluates the top talent in the country. The player personnel department utilizes the information he collects to assist in making the Rams' draft process as effective as possible.

Morton came to the Rams from the Atlanta Falcons where he served 12 years in the player personnel department. He was responsible for scouting the Southeast for seven seasons and the Southwest, West and Midwest respectively for the club.

Prior to becoming a college scout, Morton served in the pro personnel department as an advance scout for the Falcons' opponents, as well as evaluating future free agent prospects for the team, and scouting other professional leagues including the NFL, NFL Europe and the CFL.

Taylor joined the Falcons after coaching eight years in the college ranks. His stints included Auburn University, Hinds CC and Pearl River CC. He began his coaching career at the University of Southern Mississippi, after a career ending injury, as a student assistant earning both a Bachelor's and Master's degree in Sports Management/Coaching and Sports Administration. Taylor is a native of the Destin, Florida area where he attended Niceville High School and was a member of the 1988 4A State Championship football team.

He and his wife, Carissa, have two sons, Thomas and Joshua. Thomas (20) is attending the University of Southern Mississippi where he plays Tight End on the football team. Joshua (18) will be attending the University of Central Florida in the fall to pursue Architectural Engineering. The Morton family resides in Florida.

# Ray Agnew



## Director, Pro Scouting

**College: North Carolina State**
**NFL Year: 31**
**Rams Year: 23**

Ray Agnew is entering his fourth season as director of pro personnel. Agnew manages the pro scouting department in evaluating players among the professional leagues and executes advance scouting reports of the Rams' upcoming opponents. In addition, he prepares the club for acquisitions through free agency, trades and the daily waiver wire. Agnew also cross checks top college prospects.

The 2020 season marks Agnew's 14th season as a member of the Rams scouting staff, having previously served as the assistant director of pro personnel.

Agnew evaluates all 32 NFL rosters in preparation for free agency, writes advance scouting reports for upcoming Rams opponents and grades college defensive linemen and offensive linemen as part of the Rams' draft preparations.

Prior to joining the personnel department, Ray served seven years as director of player development/team pastor with the Rams. He served as a spiritual mentor for players and assisted them with life issues.

Agnew played three seasons with the Rams as a defensive tackle (1998-2000) and was a vital contributor on the field and in the locker room as the Rams won Super Bowl XXXIV in 1999.

The 10th selection in the 1990 NFL Draft, Agnew played five seasons with the New England Patriots (1990-94) and three with the New York Giants (1995-97) before joining the Rams as an unrestricted free agent.

Agnew played in 157 career games and six playoff games. He recorded 23.5 sacks, forced six fumbles, recovered five, and had one interception.

Ray is married to Katherine with three children: sons Ray III, Malcolm, and Keenan. Ray III is currently in the New York Jets scouting department, Malcolm is the running backs coach at Sacramento State and Keenan is a junior defensive tackle at South Illinois at Carbondale. The Agnew family resides in Thousand Oaks, Calif.

# James Gladstone



## Director, Scouting Strategy

**College: Westminster College**
**NFL Year: 5**
**Rams Year: 5**

James Gladstone is in his fifth season with the Los Angeles Rams and his second as the team's Director of Scouting Strategy.

In his role, he works directly with General Manager Les Snead in strategic planning and day-to-day scouting processes and execution. Additionally, he is responsible for scouting current and prospective players, and providing frequent analysis on special projects. Prior to being named Director of Scouting Strategy, Gladstone served as the Senior Assistant to the General Manager/ Player Personnel Coordinator.

Prior to joining the Rams, Gladstone worked in education administration as the Student Activities Director and football coach at Clayton High School in St. Louis, Missouri. He also served as the Media and Literacy Coordinator and football coach at St. John Vianney High School in St. Louis, Missouri.

Gladstone graduated from Westminster College in 2013 with a Bachelor of Science in Education and received his Master's Degree in Education Administration from Lindenwood University. While attending Westminster, Gladstone was a two-time captain of the football team, was awarded Athlete of the Year honors, and was also named to the BSN All-American team as a wide receiver.

Gladstone and his wife, Julie, are natives of St. Louis, Missouri and currently reside in Los Angeles, California.

# Brad Holmes



## Director, College Scouting

**College: North Carolina A&T**
**NFL Year: 18**
**Rams Year: 18**

Holmes enters his eighth season as director of college scouting for the Rams, and 18th NFL season.

In this role, Holmes oversees the college scouting department and manages all scheduling and operations for area scouts. He is responsible for assigning cross-check coverage nationwide during the fall season, in addition to evaluating all NFL draft prospects nationwide. He also works in collaboration with the club's personnel directors to improve technological tools and implement overall scouting procedures.

Holmes has held various responsibilities within the Rams player personnel department, most recently as a national scout during the 2012 season. As an area scout, he covered the Northeast region and the remainder of his tenure primarily covering the Southeast region. Prior to becoming an area scout, he also served as the national combine scout mainly responsible for the Midwest area. Holmes originally joined the department as a scouting assistant in 2004, after getting his start with the club as a public relations intern in 2003.

In 2014, Holmes was selected to participate in the NFL Career Development Symposium at the Wharton School of Business in Philadelphia. He was selected to attend again this spring for 2020 during the kickoff weekend for the owner's meetings, but was it canceled due to COVID-19

Holmes graduated cum laude with a Bachelors of Science in Journalism and Mass Communications from North Carolina A&T in 2002. He was voted team captain and served as a four-year letterman for the Aggies at defensive tackle, as they won the 1999 Mid-Eastern Athletic Conference and Black College National Championship.

A native of Tampa, Fla., Holmes was named 1997 first-team All-County and All-Conference at defensive tackle for Chamberlain High School.

Brad's father, Mel Holmes, was a fifth-round draft choice from North Carolina A&T and playted guard for the Pittsburgh Steelers from 1971-73. Holmes and his wife, Lisa, live in Atlanta, Ga., they have one son.

# JW Jordan



## Director, Draft Management

**College: Notre Dame**
**NFL Year: 19**
**Rams Year: 9**

JW Jordan is in his ninth year with the Rams and fourth as the director of draft management.

His responsibilities include assisting the General Manager with setting the draft board throughout the year, crosschecking all players on the draft board, and overseeing assignments for both the in-house personnel staff and Special Assistants to the GM.

Additionally, Jordan reviews all information and data submitted by the college scouts, helps organize and prioritize each step of the draft process, and assists the analytics team on various studies and research projects.

Jordan originally joined the Rams as Player Personnel Coordinator in 2012 and served two years as Director of Player evaluations, Research and Analysis.

From 2002–2011, Jordan worked in the Player Personnel Department of the Indianapolis Colts, where he was a member of the 2006 Super Bowl and 2009 AFC Championship Teams. During this time, he gained experience in all aspects of Player Personnel, including college scouting, pro scouting, The Salary Cap and day-to-day operations.

A native of Brooklyn, N.Y., Jordan attended the University of Notre Dame from 1997-2001 and earned a Bachelor of Science in Finance. Jordan played football for the Fighting Irish and earned two letters as an offensive center and guard.

He met his wife Megan during his tenure with the Colts while she served as a cheerleader for the club from 2005-07. They have a Six-year old son, John, and a Two-year old daughter, Ruby. The family resides in Agoura, Calif.

# John McKay



## Assistant Director, Pro Scouting

**College: Southern California**
**NFL Year: 6**
**Rams Year: 5**

John McKay is entering his fifth year with the Los Angeles Rams and second as the assistant director of pro personnel.

McKay helps manage the process for all player arrivals and departures. McKay also evaluates all 32 rosters prior to free agency, writes advance scouting reports for upcoming opponents and evaluates college players prior to the draft.

McKay joined the Rams as a scouting assistant in 2016. During that season, he evaluated players and submitted reports to his overseeing director. McKay also tracked player news during the year and entered the information into the scouting database among numerous other specifically assigned tasks.

Prior to joining the Rams, McKay worked in labor operations/player personnel at the NFL Headquarters in New York. He worked closely with the league's salary cap and roster management team. McKay also has experience working as a researcher at NFL Network in Los Angeles, Calif.

McKay graduated from the University of Southern California with a bachelor's degree in political science with a minor in sports media. During his time there, he served as a student recruiting assistant for the school's football program in 2012.

A native of Atlanta, Ga., he attended Holy Innocents' Episcopal School, and currently resides in Los Angeles, Calif.

# Ted Monago



## Assistant Director, College Scouting

**College: Arizona State**
**NFL Year: 20**
**Rams Year: 8**

Ted Monago enters his 20th NFL season and eighth with the Rams. The 2020 season marks Monago's fourth season as the assistant director of college scouting.

Previously, Monago served as a national scout for the club and was responsible for scouting players within a designated region as specified by the general manager.

Prior to joining the Rams, Monago spent 12 seasons in various scouting roles with the Chicago Bears. Most recently, he spent the 2012 season as an executive scout/SEC, primarily focusing on SEC schools along with covering Alabama, Arkansas, Louisiana, and Mississippi. From 2003 to 2011, he was an area scout responsible for covering the Great Plains region. Originally, he entered the NFL as a BLESTO scout in 2001.

In the collegiate ranks, Monago coached at the College of Williams & Mary. Originally, he served as the tight ends coach in 1998, before switching to linebackers for the 1999 and 2000 seasons.

Monago earned a master's in educational and public administration at The University of Idaho in 1998. While in his master's program, he served as a graduate assistant football coach. He worked with the offense in 1996 and the defense in 1997.

For his undergraduate studies, he attended Arizona State University and graduated with a sociology degree in 1993. After graduation, he worked as a graduate assistant and held the role of defensive quality control/special teams from 1994-1995.

Monago began his coaching career at Scottsdale Community College, after being a walk-on defensive back at Arizona State from 1990 through 1992. In 1993, he served as the linebackers/special teams coach at Scottsdale Community College in Scottsdale, AZ.

# Marty Barrett



## National Scout

**College: University of Buffalo**
**NFL Year: 26**
**Rams Year: 4**

Marty Barrett enters his fourth season with the Los Angeles Rams as a national scout and is responsible for scouting the country's top collegiate players.

Barrett, a 26-year NFL veteran, joined the Rams organization after spending time with the New Orleans Saints, an 18-year stint with the Chicago Bears and most recently the Philadelphia Eagles.

Barrett was with the Philadelphia Eagles from 2015-16 as a senior scout. Prior to his arrival in Philadelphia, Barrett enjoyed an 18-year scouting career with Chicago, where he served as the director of college scouting for four years after initially joining the club as an area scout in 1997.

During his tenure with the Bears, Barrett was part of a franchise that captured four division titles (2001, 2005, 2006, 2010) and a conference championship (2006), while appearing in two conference championship games (2006, 2010) and in Super Bowl XLI. As a member of Chicago's personnel department, Barrett was involved in scouting a number of prospects who went on to earn Pro Bowl accolades for the Bears, including C Olin Kreutz, LB Lance Briggs, WR Alshon Jeffery and G Kyle Long. He also played a contributing role in acquiring 2014 PFWA all-rookie members CB Kyle Fuller and P Pat O'Donnell.

Barrett entered the NFL in 1995 as an area scout for the New Orleans Saints, a position he held for two seasons.

Prior to his scouting career, Barrett spent 11 years in college football, working as an assistant to the Athletics Director/Football Operations at Rutgers University from 1991-95 after spending one season as a graduate assistant/defensive backs coach for the Scarlet Knights.

After starting his coaching career in 1984 at Indiana University of Pennsylvania, Barrett spent the 1985 season as a graduate assistant with Ashland University. In 1986, he was hired as an assistant coach at his alma mater, the University at Buffalo, and coached wide receivers (1986-88) and then running backs (1989). During his time coaching the Bulls, Barrett also served as the team's recruiting coordinator.

A three-year letterman, Barrett established 14 records while in college and was inducted into the school's hall of fame in 1989. Barrett graduated from the University at Buffalo with a bachelor's degree in physical education and went on to earn a master's in sports science from Ashland University.

A native of Amherst, NY, Barrett and his wife, Tina, have three children.

# Matt Waugh



## Pro Scout

**College: Ohio University**
**NFL Year: 6**
**Rams Year: 4**

Matt Waugh enters his fourth season with the Los Angeles Rams, his second season as a pro scout, after serving as a pro scouting assistant the previous two seasons.

In his current role, Waugh's duties include preseason scouting, regular season scouting advances, monitoring unrestricted and restricted free agents for the upcoming free agency period, draft process cross-check and college free agent scouting.

Waugh brings 10 years of football operations experience covering a range of assignments both at the collegiate and professional levels. Prior to joining the Rams organization, Waugh completed a scouting internship with the Chargers organization.

Waugh served as a recruiting associate for the Purdue University Football program during the 2015 season where he contributed to the initial evaluation and scouting of potential high school recruits. Waugh also interned with the Detroit Lions and Tennessee Titans personnel departments from 2014 to 2015. Prior to getting his start in the National Football League, Waugh served as a recruiting assistant for the University of Cincinnati football program from 2012-14.

Waugh got his start at his alma mater, Ohio University as a football operations assistant/recruiting intern. The 2012 graduate received his Bachelor of Science in sport management.

# Vito Gonella



## Area Scout
## West Coast

**College: Arizona State**
**NFL Year: 8**
**Rams Year: 6**

Vito Gonella is entering his fourth season as an area scout for the Rams in 2020, after spending two seasons as a scouting assistant/analyst. In his current role, Gonella is responsible for evaluating players in the West Coast region of the U.S.

As a scouting assistant/analyst, Gonella evaluated players and prepared reports to the overseeing director. He also was responsible for tracking player news during the year and entering the information into the scouting database.

Gonella joined the Rams after spending two seasons at UCLA, where he served as a recruiting assistant. During his time with the Bruins, Gonella helped facilitate recruiting visits and produced highlight and point of attack tapes on prospects.

From 2012-13, Gonella was an operations assistant with the Miami Dolphins, where he helped plan and organize logistics for training camp as well as the team's travel among other duties.

Gonella earned a degree in disciplinary studies from Arizona State University. While he was an undergraduate in Tempe, Gonella served as a recruiting assistant in the football office. Upon his graduation, his role became a full-time employee with Sun Devils program.

A native of Petaluma, Calif., Gonella attended St. Vincent DePaul High School.

# Brian Hill



## Area Scout
## Midwest

**College: Baldwin-Wallace**
**NFL Year: 11**
**Rams Year: 8**

Brian Hill is entering his eighth season with the Rams and sixth as an area scout. Hill is responsible for the Midwest region of the U.S. after spending two years as the West Coast Area Scout for the Rams organization.

Hill joined the Rams as a scouting assistant in 2013 and held that role through the 2015 draft.

Hill originally entered the league in 2009 as an intern with the Cleveland Browns video department. He went on to serve in several capacities for the Browns before joining the Kansas City Chiefs as a player development intern. Hill spent the 2012 season as an intern in the Tennessee Titans Personnel Department.

At the collegiate level, Brian coached football at Baldwin-Wallace College as a student and graduated in 2011 with a degree in sports management.

Hill is a native of Ashland, Ohio.

# Billy Johnson



## Area Scout
## Southeast (Western)

**College: Georgia**
**NFL Year: 7**
**Rams Year: 7**

Billy Johnson is in his eighth season with the Rams and fifth as an area scout. He is primarily responsible for the Southwest region, as well as Alabama, Mississippi, Louisiana, Tennessee and Kentucky.

Johnson joined the Rams as an intern in the personnel department before being promoted to senior scouting assistant in 2015.

Prior to joining the Rams, Johnson began his collegiate playing career at the University of Georgia where served as a long snapper. After completing his undergraduate degree, Johnson transferred to Tulane University to begin working on his master's. Johnson played for the Green Wave football team during his one season in New Orleans, earning First Team All-Conference honors.

A native of Buford, Ga., Johnson is the son of long-time NFL assistant Bill Johnson, who most recently served as the Rams defensive line coach after an eight-season stint in the same capacity with the New Orleans Saints.

Johnson and his wife, Chelsea, got married in June 2019 and reside in Nashville, Tenn.

# Steve Kazor



## Area Scout
## Southwest

**College: Westminster College**
**NFL Year: 29**
**Rams Year: 14**

Steve Kazor enters his 14th year in the Rams scouting department where he is responsible for scouting the Southwestern region of the United States.

Prior to joining the Rams, Kazor served as offensive line coach with the CFL's Ottawa Renegades. He has had head coaching posts at College of DuPage (2004-05), Wayne State University (2000-03), McPherson College (1998-99) and Iowa Wesleyan (1993). From 1994-96, he coached the tight ends, offensive line and special teams for the Detroit Lions.

For 11 seasons (1982-92), Kazor worked with the Chicago Bears as special teams coach, defensive assistant, tight ends coach and assistant to head coach Mike Ditka and was nominated for coach of the year in 1993.

In 1980, Kazor signed on with the Dallas Cowboys where he served as administrative assistant to the vice president Gil Brandt and head coach Tom Landry.

Prior to his first stint in the NFL, he served as linebacker coach and recruiting coordinator at the University of Texas at El Paso from 1979-80 and from 1977-78 he was the secondary assistant at the University of Texas at Austin.

In 2005, Kazor was inducted to the Alle-Kiski Sports Hall of Fame in his native Western Pennsylvania.

Kazor and his wife, Colleen, have two children, Lance and Kyle. Lance is the Regional Sales Director for ESurance and Kyle works in management for Marriott Hotels.

# Michael Pierce



## Area Scout
## Southeast (Eastern)

**College: South Alabama**
**NFL Year: 6**
**Rams Year: 6**

Michael Pierce is in his sixth season with the Rams and fourth as an area scout. In his role, he is primarily responsible for Southeast (eastern) region.

In his first two seasons with the Rams, he was responsible for evaluating players and submitting reports to the overseeing director, tracking player news and assisting with draft meetings.

Prior to joining the Rams, Pierce served as a Scouting Assistant for the Reese's Senior Bowl in Mobile, Ala., where his duties included preparing an annual Watch List, evaluating players through school visits and games, game week football operations, assisting with youth camps and assisting in the organization of various community outreach events.

Pierce spent six years at Bayside Academy in Daphne, Ala, where he coached football and baseball and taught pre-algebra. On the football field, he worked with defensive backs, wide receivers and special teams. While at Bayside, Pierce helped guide the Admirals to its first winning season, undefeated regular season, playoff berth and playoff victory in the program's history.

A native of Daphne, Ala., Pierce earned a degree in business administration from the University of South Alabama.

# Chance Trickett



## Area Scout
## Mountain/Auxiliary

**College: Florida State**
**NFL Year: 5**
**Rams Year: 5**

Chance Trickett is going into his fifth season with the Los Angeles Rams, joining the Rams Scouting Department in 2016, serving as the team's scouting assistant for two seasons before moving to the Mountain Auxillary region in 2018, and taking over the Northeast region including North Dakota, South Dakota, and Minnesota in 2020.

Before becoming an NFL scout, Trickett served as the Director of Recruiting at Louisiana Tech University for two years (2015-2016). During his time, Trickett oversaw all administrative duties related to football recruiting and the day-to-day administration of the football office as assigned by the head coach. Trickett's efforts in recruiting and administration set the foundation for an undefeated bowl season in 2019, and 2 players picked in the NFL draft.

In 2014-2015, Trickett served as a recruiting assistant at Florida State University and worked to produce the No. 2-ranked class in 2015.

Trickett earned his bachelor's degree from Florida State University and is a graduate of the Reece's Senior Bowl Scout School.

Trickett and his wife, Ashley, also in the sports industry serving as a corporate sports marketing consultant, currently reside in Dallas, TX.

# Cedric Jones



## Area Scout
## Plains (Southwest)

**College: Oklahoma**
**NFL Year: 6**
**Rams Year: 4**

Cedric Jones enters his first season with the Los Angeles Rams as an area scout, responsible for covering the Plains (Southwest) area for the department.

Jones joins the Rams following three and a half years consulting for the organization in a scouting capacity. Prior to the Rams, Jones spent seven seasons as the defensive line coach at Southern Nazarene University where he also contributed to special teams focusing on the field goal unit and punt protection. In his time at SNU, the Crimson Storm became Conference Champions and finished in the Top 4 in all major defensive categories, including ranking second in total defense, first in tackles for loss and third in sacks.

Jones began his coaching career in 2005, serving as the Defensive Line/Strength and Conditioning Coach at Montclair College Preparatory School (2005-08) in Van Nuys, Calif. which paved way to join the NFL coaching ranks as an intern defensive line coach with the Carolina Panthers (2006-08) and Denver Broncos (2012).

A native of Houston, Texas, Jones hails from the University of Oklahoma where the All-American defensive end remains as the school's all-time leader in total sacks (31.5), single-season total sacks (14) and most sacks in a single game (5). The two-time All-Conference player (1994-95) would go on to become the fifth overall selection in the 1996 NFL Draft by the New York Giants where he would spend five seasons (1996-00), including an appearance in Super Bowl XXXV. Following the 2001 season, Jones entered his final season as a player in the NFL after signing with the then-St. Louis Rams which included his second Super Bowl appearance (XXXVI) in 2002.

Jones currently resides in the Norman, Okla. area.

# Steve Miller



## Special Assistant to the General Manager/Security

**College: Missouri - St. Louis**
**NFL Year: 12**
**Rams Year: 12**

Steve Miller is entering his 12th season with the Rams in 2019 and fifth as special assistant to the general manager/security.

Miller previously served as director of security for the club from 2009-2015. Miller consulted with the organization on security related travel issues for eight years prior to being brought on full-time.

Miller spent 18 years in law enforcement, mostly with the St. Louis Airport Police Department, where he last commanded their Intelligence Division. During his tenure, Miller was recognized by numerous agencies such as the Missouri State Highway Patrol, the United States Secret Service, the Federal Bureau of Investigation and the United States Department of State, for his invaluable service.

Miller is married to Julie. They have two daughters, Maggie and Nikki.

# Andy Sugarman



## Special Assistant to the General Manager/Analyst

**College: California**
**NFL Year: 21**
**Rams Year: 12**

Andy Sugarman enters his 12th season with the Rams and his second as the special assistant to the general manager/analyst in his 21st NFL season.

Sugarman has held various roles with in the Rams Organization, previously working in operations, where he helped with team travel logistics, training camp operations and various day-to-day club operations. Sugarman also assisted in the overall relocation operations of the club to Los Angeles, Calif.

Before transitioning to operations, Sugarman enjoyed a 16-year tenure as an NFL coach, most recently with the Rams as a quality control/offense coach. Sugarman was responsible for breaking down film of upcoming opponents, self-scouting the Rams and leading the scout team defense in practice, as well as assisting with the tight ends.

Prior to joining the Rams, he served as offensive assistant for the Atlanta Falcons in 2007. From 2004-05, Sugarman coached tight ends for the Detroit Lions as a member of Steve Mariucci's staff after spending one season as offensive assistant for the team in 2003. In 2005, Sugarman helped TE Marcus Pollard lead the Lions in receiving with 46 receptions for 516 yards and three touchdowns.

Sugarman came to Detroit in 2003 after five seasons with the San Francisco 49ers. He was the club's offensive quality control coach from 1998-99 and worked as an offensive assistant from 2000-02. During his first three seasons in San Francisco, Sugarman worked with wide receivers. In his final two seasons with the team, Sugarman worked with tight ends. In addition to his coaching duties, Sugarman handled computer operations, including game plan inputs and coordinated the scout teams for special teams.

A fourth generation University of California-Berkeley alumnus, Sugarman made his coaching debut at Cal in 1991, serving as an assistant to the offensive and special teams coaching staffs through the 1997 season. Sugarman also worked for the team while he was a student at Acalanes High School in Lafayette, Calif.

Andy is married to the former Amanda Mehan and the couple has three daughters: Lucy, Chelsea and Roxie.

# Ryon Lynn



## Assistant, Scouting

**College: California, Davis**
**NFL Year: 5**
**Rams Year: 4**

Ryon Lynn enters his fourth season with the Los Angeles Rams serving as a scouting assistant.

Prior to joining the Rams, Lynn served as a recruiting assistant for the University of Alabama from 2015-2016. As recruiting assistant, Lynn was responsible for evaluating high school and junior college prospects' game film and workouts.

Prior to his time at Alabama, Lynn worked as a financial advisor from 2012-2015 with Waddell and Reed.

Lynn completed various internships prior to his time with Waddell and Reed, including internships with the Office of Assemblyman Jeff Miller of the California State Assembly, and the office of Tom McClintock of the U.S. House of Representatives.

Lynn's first NFL experience came as a public relations intern for the Oakland Raiders during the 2009 season.

Lynn received a bachelor's degree in political science from the University of California Davis in 2011

# Lawrence McCutcheon



## College Scouting Consultant

**College: Colorado State**
**NFL Year: 49**
**Rams Year: 47**

Lawrence McCutcheon enters his 49th season in the NFL, including 47 seasons with the Rams. He serves as a consultant for the player personnel department.

Most recently, McCutcheon served as a national scout for club and was responsible for scouting players the country's top collegiate players. Prior to that role, he spent seven years as the club's Director of Player Personnel and four years as Director of Scouting. Since joining the club as a scout in 1982, he has held other various scouting roles within the player personnel department.

"Clutch" was just that in eight seasons on the field for the Rams (1972-79), ending his career as the franchise's all-time leading rusher. McCutcheon is now fourth on the team's career rushing list with 6,186 yards and first in playoff rushing with 687 yards. Among the Rams' all-time leading rushers, McCutcheon trails only Steven Jackson, Eric Dickerson and Marshall Faulk. McCutcheon set Rams' records in the 1975 NFC divisional playoffs when he carried the ball 37 times for 202 yards as the Rams beat the St. Louis Cardinals, 35-23.

McCutcheon finished his playing career with Denver and Seattle in 1980 and Buffalo in 1981. He was an all-sport star at Plainview High in his native Plainview, Texas, and was named the top player of the 20th century in Texas' South Plains area by the Lubbock Avalanche-Journal in 1999. Among those receiving votes was NFL Hall of Fame quarterback Sammy Baugh. In February 2007, McCutcheon was inducted into the Texas Panhandle Hall of Fame.

McCutcheon was a four-year letterman at Colorado State and a third-round draft choice of the Rams in 1972. He is also a member of the Colorado State Hall of Fame in recognition of a collegiate playing career during which he set more than 20 school and Western Athletic Conference records.

McCutcheon and his wife, Myna, live in Huntington Beach, Calif., and have a son, Marcus, a graduate of Stanford University. McCutcheon also has a son, Daylon - who played cornerback for the Cleveland Browns a daughter, Adrian, in addition to six grandchildren.

# Personnel Consultant



**Ray Farmer**
Scouting Consultant

# Brendan Burger



## Director, Equipment

**College: Springfield**
**NFL Year: 9**
**Rams Year: 2**

Brendan Burger enters his second season overseeing the Los Angeles Rams Equipment Department.

Burger is responsible for the purchasing, fitting and customization of all club-issued gear for Rams players, coaches and staff. He ensures that all equipment is up to code and meets NFL regulations. Additionally Burger and his staff set up the field equipment and headset communications for practice and game days.

Previously, Burger worked with Rutgers Athletics from 2017-19 as Assistant Athletic Director of Player Services. In that role, he oversaw the athletic equipment department and athletic vehicle fleet, in addition to coordinating equipment budgets and apparel needs for all 24 sports.

Prior to his time with the Scarlet Knights, Burger spent three years as the Director of Equipment Operations for UCLA football. He was responsible for overseeing the purchasing, ordering, fitting, maintenance and distribution of all the Bruins' equipment. Burger managed the annual football equipment budget and coordinated the equipment and apparel needs for the program's practices, games and travel.

Burger joined the Bruin staff for the 2014 season after working in the NFL as an Assistant Equipment Manager with the New York Jets for the previous six years. He was also a staff assistant with the Miami Dolphins in 2007.

A certified AEMA member, Burger is a native of Somers, N.Y. and earned his undergraduate degree in Sport Management from Springfield College in Massachusetts. Together, he and his wife, Kara, have one daughter.

# Darwin Beacham Jr.



## Assistant Manger, Equipment

**College: Michigan State**
**NFL Year: 5**
**Rams Year: 2**

Darwin Beacham Jr. enters his second season with the Los Angeles Rams for the 2020 season.

Beacham Jr. joined the Rams after stints in the Alliance of American Football serving as both the league's equipment manager and also the head equipment manager for the San Antonio Commanders.

Prior to his stint in the AAF, Beacham Jr. spent three seasons with the UCLA Athletic Department starting as an equipment manager before being promoted to director of football equipment operations.

Beacham Jr. began his professional football career in 2010 as a seasonal intern with the Jets. The internship led to a full-time position as an assistant equipment manager for the Washington Redskins, a position he held from June 2012-January 2014. Following his time with the Redskins, he spent two seasons as a clubhouse assistant for the Washington Nationals.

Beacham Jr. received his bachelor's degree in communications from Michigan State in 2009. He and his wife, Toni, have two sons, Trey and Braxton..

# Stephen Hale



## Assistant
## Equipment Manager

**College: Virginia Tech**
**NFL Year: 2**
**Rams Year: 1**

Stephen Hale enters his first season working with the Los Angeles Rams as an assistant equipment manager.

Before joining the Rams, Hale served as the head football equipment manager for Rutgers University football team from 2016-2020. In that role, he assisted in the operations department and helped facilitate the program's switch from Nike to Adidas, in addition to managing payroll and schedules for part-time staff members, and handling logistics for away games.

Prior to his time with the Scarlet Knights, Hale spent two years as the assistant equipment manager for the University of Illinois football department, where he oversaw the football equipment room. He also assisted with game day travel and preparations for games, as well as providing end of the year inventory reports.

Hale worked for the Jacksonville Jaguars on a seasonal internship as an equipment manager for two seasons, assisting the head equipment manager (Jimmy Lucky) with its first international game in London. He also was a graduate assistant for Virginia Tech in 2009.

Hale earned a Master's in Sports Performance at Virginia Tech in 2010, a Bachelor of Science in Psychology, and a Bachelor of Arts in Sociology in 2009.

# Luis Ramos



## Assistant
## Equipment Manager

**College: California-Santa Barbra**
**NFL Year: 4**
**Rams Year: 4**

Luis Ramos enters his fourth season with the Los Angeles Rams, after completing an internship with the club in 2016.

His duties include coordinating all player footwear and cleats, in addition to assisting in communicating with the coaching staff on a daily basis to secure needs/directions for all practices. Ramos also assists in organizing and maintaining all field equipment, as well as packing all team personnel gameday equipment.

Ramos attended the University of California – Santa Barbara and obtained a bachelor's degree in sociology/sports management in 2011.

Ramos grew up in Oxnard, Calif., with his parents, Luis and Tami, as well as siblings, Andre, Victoria and Izzy.

# Kevin Blank



## Assistant Equipment Manager

**College: Cal Lutheran**
**NFL Year: 4**
**Rams Year: 4**

Kevin Blank enters his first season working with the Los Angeles Rams as a full-time assistant equipment manager.

His duties include prepping game balls, working closely with the quarterback's group during practice, and meeting with Jared Goff to ensure all balls are well equipped before each game.

Before securing his job with the Rams, Blank interned for one year as a laundry room assistant where he gathered all laundry for grooming before the start of the next day.

Prior to taking on that job duty, He spent three years as a seasonal intern helping facilitate practice and assisted in preparation for home and away games.

Blank earned his Bachelor of Science degree in Business Finance from California Lutheran University in 2017.

# Ryan Garlisch



## Manager,
## Software Development

**College: Northern Illinois**
**NFL Year: 8**
**Rams Year: 7**

Ryan Garlisch is in his seventh season with the Los Angeles Rams. He is responsible for managing the team's internal information system for use by scouts, coaches, players, athletic trainers, management, and others members of the organization.

The site is used for data entry, analytics, report viewing, and statistical information. It is also responsible for organizing and orchestrating annual meetings and events such as the NFL Draft, NFL Combine and college all-star games. Garlisch strives to make the site efficient, easy to use, and easy to understand all the information displayed. Garlisch collaborates with different areas of the company to innovate new technology tools to bring new data and ideas together.

Prior to joining the Rams, Garlisch served as an E-Commerce developer for American Hotel Register Company in Illinois. He also interned as a software developer with the Cleveland Browns.

Garlisch earned a bachelor's degree in operations management & information systems from the University of Northern Illinois.

Originally from Chicago, Ill., Garlisch currently resides in Westwood, Calif., with his wife, Brittany Jasker.

# Jake Temme



## Manager,
## Data and Analytics

**College: University of Dayton**
**NFL Year: 7**
**Rams Year: 7**

Jake Temme is in his seventh season with the Los Angeles Rams.

Temme oversees the club's analytics department, where his team creates, maintains, and analyzes data that serves as the backbone for how the organization scouts individuals and teams alike.

Before joining the Rams, Temme worked as a consultant for the Reinsurance Group of America, a financial reinsurance company based in St. Louis, Mo.

Temme earned a double major in entrepreneurship and management information systems from the University of Dayton in 2012. Temme and his wife, Holly, currently reside in Camarillo, Calif.

# Sarah Bailey



## Manager, Analytics & Data

**College: University of Pacific**
**NFL Year: 3**
**Rams Year: 3**

Sarah Bailey enters her third full season with the Los Angeles Rams after being hired in December of 2017.

In her current role, Bailey assists the performance staff, coaching and personnel departments with player analysis and optimization.

Prior to joining the Rams, Bailey served as a teaching assistant at Simon Fraser University.

Before working at Simon Fraser, Bailey was an actuarial analyst at Molina Healthcare where she assisted with medicare bid preparation and review.

Bailey got her start in professional sports as a media analyst intern with the San Diego Chargers from June 2015-February 2016. With the Chargers, Bailey provided statistical analysis of website traffic and performance.

Bailey received her bachelor's degree in mathematics from the University of Pacific in 2015 and a master's degree in statistics from Simon Fraser University in Burnaby B.C.

Bailey is originally from Vernon, British Columbia and currently resides in Woodland Hills, Calif.

# Kassandra Garcia



## Analyst, Football Administration

**College: University of Arizona**
**NFL Year: 2**
**Rams Year: 2**

Kassandra Garcia enters her second season with the Rams in 2020 as an analyst, football administration.

In this role, Garcia works directly with Vice President, Football & Business Administration Tony Pastoors on all aspects of Rams football operations and administration.

Prior to joining the Rams, Garcia served as a football administration and operations assistant for the University of Arizona in 2018. In that role, she assisted with planning and executing team travel, team meals, team building activities and all team community service events. Additionally, she analyzed and interpreted budget information as well as prepared program comparative analysis within the Pac-12 and the NCAA.

Garcia held various internships, including one with the National Association of Collegiate Directors of Athletics (NACDA), and within the Arizona Athletics department.

Garcia received her bachelor's degree in business administration, accounting from the University of Arizona in 2017.

# Dave Love



## Director, Security

**NFL Year: 5**
**Rams Year: 5**

Dave Love enters his fifth season as the director of security for the Los Angeles Rams. Love previously served as a key part of the Rams security team in varying roles since the organization moved to Los Angeles in 2016.

In his current role, Love's primary focus is on ensuring the safety and security of the players as well as the entire organization. Love plays an integral part in ensuring players, employees and fans are safe in any location and especially on game day.

Love joined the Los Angeles Police Department in 1990. During his 28 years with the LAPD, he worked numerous assignments throughout the city of L.A. including vice, gangs, traffic and administration based out of the main headquarters. Most recently, for the past 13 years, Dave was the Gang Liaison and Community Outreach Officer for all of South Los Angeles, based out of the Operations-South Bureau. He also served as a Special Assistant to the Chief of Police for nine of the last 13 years.

# Jacques McClendon



## Director, Player Engagement

**College: Tennessee**
**NFL Year: 11**
**Rams Year: 4**

Jacques McClendon enters his fourth season as Director of Player Engagement after spending seven seasons as an offensive lineman in the NFL.

McClendon is responsible for assisting players with the transition to professional football and developing off-the-field success programs and activities. McClendon also assists with scouting process and other collaborative administrative duties for the Los Angeles Rams. In 2019, he was appointed to the Knight Commission on Intercollegiate Athletics, promotes reforms that support and strengthen the educational mission of college sports. He also serves as the Co-Vice Chair of a new task force within the Knight Commission to address systemic racism in college sports. McClendon also serves on the Chairman's Forum for Unify Credit Union.

McClendon was a fourth-round selection (No. 129 overall) of the Indianapolis Colts in the 2010 NFL Draft. He also spent time with the Jacksonville Jaguars and Miami Dolphins during his seven-year professional playing career. A four-year letterman at the University of Tennessee. He was an Academic All-SEC choice and holds a Bachelor's degree in Economics and Master's degree in Sports Management, both from Tennessee. He holds an Athlete Development Professional Certificate from the Wharton School at UPenn.

Togther, McClendon and his wife, Jessica, have two daughters Madison and Juliana and son, Carter.

# Dan Dmytrisin



## Director, Video

**College: Northern Arizona**
**NFL Year: 1**
**Rams Year: 1**

Dan Dmytrisin enters his first season working with the Los Angeles Rams as the director of video.

In his current role, Dmytrisin oversees all day-to-day video technology operations that provide the resources for coaches, players and the personnel department to coach, assess and evaluate athletes. Beyond daily functions, Dan oversees the maintenance and operation of digital equipment, archival of footage and facilitates organizational requests.

Dmytrisin brings eleven years of video and computer experience to the club. Before joining the Rams, Dmytrisin spent the past nine seasons working for the University of Southern California as a Video Systems Administrator where he provided technical support for coaches, staff and athletes along with supporting daily video operations. He also researched and implemented advancements in technology to provide increased system reliability and efficiency. In 2017, Dmytrisin was part of the Trojans video department that won the Pac 12 championship over Stanford, USC Rose Bowl over Penn State, and in 2011 earned USC's its largest victory over UCLA (50-0) since 1930.

Prior to his time at Southern California, Dmytrisin spent two years as a technical account manager for DVSport specializing in hardware and software support for numerous NFL teams and collegiate programs.

Dmytrisin earned a Master of Science in Cyber Security Engineering from the University of Southern California Viterbi Engineering school, and a Bachelor of Science in Computer Information Systems from Northern Arizona University.

Dan is originally from Calgary, Alberta Canada and is happily married to Meredith Dmytrisin.

# Colby Yanagi



## Manager, Video

**College: Eastern Michigan**
**NFL Year: 8**
**Rams Year: 3**

Colby Yanagi enters his third year with the Los Angeles Rams video department.

Prior to joining the Rams, Yanagi spent five seasons with the Detroit Lions as an intern, video assistant. With the Lions, his duties included providing video and internet technology assistance to coaches and players during practice. Yanagi was responsible for filming individual practice periods using a handheld camera. Additionally, he utilized software tools to break down video for use by coaches, scouts and executives.

From 2015-2017, Yanagi worked at Northville High School in football video. At Northville High, he was responsible for filming sideline and scoreboard shot for JV and varsity football games.

Originally from San Mateo, Calif. Yanagi earned a bachelor's in accounting with a minor in criminology and criminal justice.

# Kimo Sherin



## Coordinator, Video

**College: UCLA**
**NFL Year: 5**
**Rams Year: 5**

Kimo Shearin enters his fifth season with the Los Angeles Rams in the video operations department after previously working with the UCLA video department from 2009-16.

In his role with the Rams, Shearin records all practices and games and works on various editing projects.

In addition to his work with the Bruins, Shearin was also a United States Army Infantryman for 20 years from 1986 until his retirement in 2006. Shearin served throughout the world, including Panama, Saudi Arabia, Haiti, Afghanistan and Iraq.

Shearin graduated from UCLA with a Bachelor of Arts in History in 2010 and an M.F.A. in Screenwriting from the UCLA School of Theater, Film and Television in 2014.

A native of Honolulu, Hawaii, Shearin currently resides in Los Angeles.

# Matt Kubly



## Assistant, Video

**College: Cal Lutheran**
**NFL Year: 4**
**Rams Year: 4**

Matt Kubly enters his fourth season with the Rams organization and third season as a video assistant.

During the 2019 season, Kubly was the strength and conditioning intern as well as the official EMT for the team, a role he currently holds in addition to his video duties.

During the 2017 season, Kubly worked both as an operations assistant and as a team videographer. His duties included the filming or workouts and practice, editing film and various office duties.

Prior to joining the Rams, Kubly served as an assistant offensive line coach at his alma mater, California Lutheran University during the 2017 offseason.

From 2007-2013, Kubly was an instructor for the International Karate Association where he earned his black belt. He also is a certified EMT.

Kubly received a bachelor's degree in psychology from Cal Lutheran and a master's degree in physical education from Azusa Pacific. He currently resides in Simi Valley, Calif.

# Tyler Williams



## Director,
## Sports Science/Athletic Trainer

**College: Truman State**
**NFL Year: 14**
**Rams Year: 14**

Tyler Williams enters his 14th year working in the Rams athletic training department, sixth working in sports science and first year as director of sports science/assistant athletic trainer.

In 2015, Williams and the Rams' athletic training department were named the 2015 NFL Athletic Training Staff of the Year by the Professional Football Athletic Trainers Society (PFATS). The award is voted on by the PFATS membership and recognizes one NFL athletic training staff annually for their distinguished service to their club, community and athletic training profession. The honor marks the first time the Rams have been recipients of the award since it was established in 1985.

Previously, he served as assistant athletic trainer at Fontbonne University in St. Louis from 2006-07.

Williams holds a master's degree from California University of Pennsylvania earning a Performance Enhancement Specialist certification. He completed his bachelor's degree in exercise science emphasizing athletic training at Truman State University.

He is also a member of the National Athletic Trainers Association and certified in Functional Movement Screen (FMS-C). Williams enters his fourth year serving as the director of internal education for PFATS. Additionally, Williams serves on the Lower Extremity Task Force for the NFL Musculoskeletal Committee.

He and his wife Katie have a daughter, Delaney, and they reside in Los Angeles, Calif.

# Byron Cunningham



## Director,
## Rehabilitation/Assistant Athletic Trainer

**College: Florida A&M**
**NFL Year: 11**
**Rams Year: 11**

Byron Cunningham is in his 11th year with the Rams and third as director of rehabilitation/assistant athletic trainer.

Cunningham joined the Rams after spending 2009 as a seasonal assistant athletic trainer with the Minnesota Vikings. In his role, Cunningham is responsible for the care, prevention, treatment and rehabilitation of player injuries in coordination with the head athletic trainer.

During his tenure with the Rams, Cunningham has overseen several critical player rehabilitation programs, including former WR Brian Quick who suffered a potentially career-ending shoulder injury in 2014 and returned to the field in 2015.

In 2015, Cunningham and the Rams' athletic training department were named the 2015 NFL Athletic Training Staff of the Year by the Professional Football Athletic Trainers Society (PFATS). The award is voted on by the PFATS membership and recognizes one NFL athletic training staff annually for their distinguished service to their club, community and athletic training profession. The honor marks the first time the Rams have been recipients of the award since it was established in 1985.

Prior to entering the League, Cunningham served as head athletic trainer for football at the University of Illinois from 2007-2009, a position he was promoted to after working as the assistant athletic trainer for football at the university from 2005-07.

From 2004-05, Cunningham was the head athletic trainer at Bishop McNamara Catholic High School in Kankakee, Ill. Before working at McNamara High, he worked with NFL Europe's Rhein Fire as an assistant athletic trainer in 2004.

Cunningham has interned with the Chicago Bears (2003), Auburn University (2001-2003) and the Indianapolis Colts (2002).

He earned a bachelor's degree in physical therapy from Florida A&M University in 1998, and a master's in sports medicine from the United States Sports Academy in 2002. In 2010, Cunningham received the FAMU School of Allied Health Sciences Distinguished Alumni award.

He is married to his wife, Lakesha, and they have one daughter, Ashley, and one son, Aaron.

# Mark Dydasco



## Assistant Athletic Trainer

**College: San Diego State**
**NFL Year: 4**
**Rams Year: 4**

Mark Dydasco enters his fourth season with the Los Angeles Rams and his second as an assistant athletic trainer after completing two seasons as an intern within the department.

In this role, Dydasco assists with evaluation, treatment, and rehabilitation of player injuries. Additionally, he is responsible for collaborating with the operations and equipment staffs to execute all travel logistics, including the install and breakdown of the training facility at the University of California, Irvine for training camp and for the International Series in London, England. He also oversees all medical inventory, product acquisition and vendor management.

The Elk Grove, Calif., native originally entered the NFL as a summer intern with the Rams medical staff in 2016 while he was an undergraduate student at San Diego State.

Upon graduation, Dydasco spent two years as a seasonal intern athletic trainer 2017-2019 before being named a full-time assistant athletic trainer following Super Bowl LIII.

Dydasco earned a bachelor's of science degree in athletic training at San Diego State University. While completing his internship with the Rams, he also earned master's degree in rehabilitation science at California University of Pennsylvania. Dydasco also holds a certificate as a corrective exercise specialist.

Dydasco is a native of Elk Grove, Calif. and currently resides in Woodland Hills, Calif.

# Joey Blake



## Head Team Dietitian

**College: Western Carolina University**
**NFL Year: 4**
**Rams Year: 4**

Joey Blake enters his fourth season as the head team dietitian with the Los Angeles Rams in 2020. He is responsible for directing and educating all players on their nutrition related to performance. Blake directly works with the players to provide customized individual performance plans and how to maximize their body composition.

Blake also conducts all of the body composition testing for the players, plans all the team meals, and individualizes all of the players' post-training and post-practice recovery.

Most recently, Blake served as the director of football nutrition from 2013-16 for the University of South Carolina. At the time of his hire, Blake become the first full-time football-only sports dietitian in collegiate athletics. During his tenure, he was responsible for planning all team meals, counseling athletes on their performance nutrition needs, analyzing body compositions, and assisted in team travel operations.

Prior to his arrival with the Gamecocks, Blake was brought on as a sports dietitian assistant, in May of 2013, at the University of Tennessee, where he was responsible for the nutrition needs of eight different sports as well as assisting with football. Blake has also served as a sports nutrition intern at the University of Virginia in 2013 and at IMG Academy in Bradenton, Fla., during the summer of 2011.

Originally from Long Island, N.Y., Blake grew up near Asheville, N.C., before completing his Bachelor of Science degree in Nutrition and Dietetics from Western Carolina University in 2012. He then completed the year-long post-graduate internship requirements to become a Registered Dietitian, as well as passing the credentialing exam.

Blake is a member of the Collegiate and Professional Sports Dietitian Association (CPSDA) and the Academy of Nutrition and Dietetics (AND).

# CEDARS-SINAI MEDICAL GROUP

## Dr. Neal S. ElAttrache



### Head Team Physician

CEDARS-SINAI

Neal S. ElAttrache, M.D., is an orthopedic surgeon specializing in sports medicine at Kerlan-Jobe Orthopaedic Clinic in Los Angeles and is recognized for treatment and research of knee, shoulder, and elbow injuries. He is a Founding Board Member and Co-Director of Medical Affairs at the Kerlan Jobe Institute and Director of Sports Medicine at Cedars Sinai Medical Center and a member of the Kerlan-Jobe Orthopaedic Clinic Board of Directors, Chairman of the Board of the Kerlan-Jobe Orthopaedic Foundation. He serves on the Board of Directors and as Co-Chair of Medical Affairs for the Kerlan-Jobe Institute, a collaboration with Cedars-Sinai whose goal is to lead advancements in the fields of orthopedics and sports medicine on a global scale.

Dr. ElAttrache is Head Team Physician for the Los Angeles Dodgers and the Los Angeles Rams. He is Orthopedic Consultant to the Los Angeles Clippers, and LA Lakers and has served as Senior Surgeon for on-site surgical support for USOC at the 2008 Beijing Olympics.

After completing his studies at the University of Notre Dame in 1981, Dr. ElAttrache earned his medical doctorate at the University of Pittsburgh in 1985 where he also completed his internship in general surgery and his orthopedic surgery residency before becoming a sports medicine fellow at Kerlan-Jobe Orthopaedic Clinic in 1990. Dr. ElAttrache joined Kerlan-Jobe Orthopaedic Clinic directly following his fellowship.

Dr. ElAttrache was elected the president of the board of the American Orthopaedic Society for Sports Medicine in 2018-2019 and currently serves on the board of directors. He has also been elected as President of the Herodicus Society from July 2016 to July 2017. He is a former member of the Executive Committee of the American Shoulder and Elbow Surgeons Association and former Program Chairman for the American Orthopaedic Society of Sports Medicine. Additionally, he has been selected for membership to the American Orthopaedic Association, which recognizes leadership and significant contribution to the art and science of orthopedic surgery. He has also been selected for membership to the Alpha Omega Alpha Honor Medical Society, the American Academy of Orthopaedic Surgeons, American Shoulder and Elbow Surgeons, and the NFL Physicians Society and MLB Team Physicians Society.

He is frequently recognized as a top sports medicine specialist, having been identified as one of the “Top 50 Most Powerful in L.A. Sports” by the Los Angeles Daily News. He has been selected by peer review process to “Best Doctors in America” from 2006 to the present, listed as one of “America’s Top Doctors” by Castle Connolly, and as a “Super Doctor” by SuperDoctors of Southern California from 2008 to the present. Baseball Prospectus, Bleacher Report, and Sports Illustrated online have listed him as one of the “Top 10 Sports Medicine Doctors in America.” He has been recognized as one of the “Top 19 U.S. Sports Medicine Specialists,” and “Top 20 North American Shoulder Surgeons” by Orthopedics This Week as well as one of “59 Great Orthopedic Surgeons Recommended by Healthcare Leaders,” and as an “Orthopedic Surgeon to Know” by Becker’s Orthopedic and Spine Review. The Hollywood Reporter has recognized him as one of “Hollywood’s Top Doctors” and as one of the “Best Orthopedic Surgeons in Los Angeles.”

He has authored 35 text book publications, over 100 research journal articles, 10 orthopedic instructional videos, and has given over 350 lectures at national and international orthopedic surgery conferences.

# Dr. Casey G. Batten



## Head Primary Care Sports Physician

Casey G. Batten, MD is a double board-certified physician, certified in Family Medicine and Sports Medicine. He is the Director of Primary Care Sports Medicine and Fellowship at the Kerlan-Jobe Institute and serves as the Head Primary Care Sports Medicine Team Physician for the Los Angeles Rams.

Dr. Batten holds a bachelor's degree in kinesiology-exercise science from the University of Wisconsin. After attending medical school at the Medical College of Wisconsin, he completed his residency in family medicine at the University of Tennessee College of Medicine-Chattanooga Unit. Batten went on to complete his fellowship with the UC Davis-UC Berkeley Sports Medicine Program.

Prior to joining Kerlan-Jobe, Dr. Batten served at the University of California, Berkeley starting in 2006 as an Assistant Team Physician, and in 2010 was named Head Team Physician for the University of California Department of Athletics. Prior to Cal, Dr. Batten was an Assistant Clinical Professor of orthopedics at the University of California, San Francisco.

Dr. Batten continues as an invited speaker on various sports medicine topics on a local and national level, and also serves as a peer reviewer for multiple respected sports medicine publications. He has been published on topics such as COVID in sports, concussion, and physical activity factors in adolescent athletes. Dr. Batten currently sits on the Board of Directors for the American Medical Society for Sports Medicine, and is an active member of the NFL Physicians Society.

# Jon Hernandez



## Physical Therapist/ Assistant Ahletic Trainer

Jon Hernandez enters his seventh NFL season and fifth with the Rams. In this role, Hernandez assists in the evaluation, treatment, and rehabilitation of player injuries.

Hernandez spent the 2014-15 season as a physical therapist/ assistant athletic trainer for the Buffalo Bills, after originally entering the NFL as a summer intern for the Carolina Panthers in 2008.

Hernandez earned a Bachelor of Science degree in athletic training at the University of Delaware, and continued his education at the University of Southern California where he completed a doctorate of physical therapy and his sports residency. He is also a certified strength and conditioning specialist.

A native of Paramus, N.J., Hernandez currently resides in Calabasas, Calif.

# Team Physicians



**Dr. Michael Banffy**
Orthopedics



**Dr. Lawrence Hwang**
Internal Medicine



**Dr. Christos Photopoulos**
Orthopedics

# Medical Consultants



**Dr. Beau Daniels**
Chiropractor



**Dr. Daniel Elbert, DDS**
Dentist



**Dr. Bronson Hamada**
Director of Vision Performance



**Dr. Aaron Savar**
Ophthalmologist



**Dr. Louis Savar**
Ophthalmologist



**Dr. Bob Watkins**
Spine



**Dr. Robert Watkins IV**
Spine

# Sophie Harlan



## Director, Operations

**College: UCLA**
**NFL Year: 5**
**Rams Year: 5**

Sophie Harlan is in her fifth season with the Los Angeles Rams, her first as the director of football operations. She had previously served three seasons as the manager, football administration.

Prior to joining the Rams, Harlan served as the Director of Recruiting Operations at the University of California - Berkeley for three seasons.

Prior to Cal, Harlan worked in Los Angeles for IMG Broadcasting, for former college basketball head coach the late Rick Majerus and as a recruiting assistant at UCLA for its football program.

Harlan is a native of Ukiah, Calif. and graduated from UCLA in 2010 with a double major: Mass Communications and History. Harlan and her husband, Matthew, reside in Thousand Oaks, Calif.

# Chris Hawes



## Manager, Facility Operations

**College: Arizona State**
**NFL Year: 4**
**Rams Year: 4**

Chris Hawes is in his fourth year with the Los Angeles Rams and first as the manager, facility operations.

Hawes is responsible for the overall maintenance of the practice fields and grounds at the team's facility located at California Lutheran University.

Before joining the Rams, Hawes worked in a similar role for Arizona State University baseball from 2010-16. During his tenure at ASU, he earned a Master of Education in Higher and Postsecondary Education. Hawes originally entered the work force assisting with grounds management for Altoona Curve Baseball, a minor league team located in Blair County, Penn., for the 2009 season.

Hawes earned a Bachelor of Science degree in golf facilities management at Arizona State in 2009. He is a native of Phoenix, Ariz., and currently resides in Sherman Oaks, Calif.

# Vince Hug



## Manager, Football Operations

**College: Mt. San Antonio College**
**NFL Year: 5**
**Rams Year: 5**

Vince Hug enters his first season with the Los Angeles Rams as the Manager of Football Operations, bringing over four years of experience to his role. In this role, Hug will report to the Director of Operations and assists in team travel logistics, game day operations, training camp, as well as normal functions around the facility.

Prior to the Rams, Hug served as the Director of Football Operations for the University of Nevada where he played a vital role in serving as the direct point of contact for the head coach, media relations, athletic training, equipment, and all other personnel staff to ensure that all day-to-day needs were met accurately and efficiently. He also served as a liaison to the compliance office and ensured that the team operated within compliance of all NCAA and MWC rules and regulations.

During the 2016 season, Hug also served as the Director of Football Operations for San Jose State University, where he managed the team's football budget, team travel and organized special events and projects.
In 2015, Hug gained recognition as the Coordinator of Football Operations for Arizona State University where he assisted with day to day operations, team travel and aided with official and unofficial recruiting visits. Before obtaining a full-time role with the Sun Devil's, Hug landed back-to-back internships with the club, serving as a Football Operations Management Intern in 2014, and a Football Recruiting & Scouting Management Intern from 2012-2014.

Hug got his first break as a Graduate Assistant at his alma mater Lake Erie College. He assisted with coaching the defensive line, and special teams. Off the field he was the team lead for team film breakdown.

The Ohio native was a two-sport athlete in football and baseball and holds two degrees from Lake Erie College. He earned a Master's in Education in 2011 and a Bachelor of Arts in Business Administration in 2009.

Born in Eastlake, Ohio, Hug attended North High School in Eastlake, Ohio.

Hug and his fiancé, Jess, got engaged in June 2020.

# Jaime More



## Manager, Facilities

**College: Divine World University (Philippines)**
**NFL Year: 4**
**Rams Year: 4**

Jaime More joined the Los Angeles Rams in December of 2016 as facilities manager. More is responsible for maintaining the team practice facility at California Lutheran University. He oversees the day-to-day technical and physical aspects of facility management, including the housekeeping staff and parking grounds. More also supervises all third-party vendor repairs and updates.

Before joining the Rams, More was the director of engineering at the Marriott Residence Inn (Oxnard, Calif.) for two years.

More earned a Bachelor of Science in Civil Engineering from Divine Word University in the Philippines. He also obtained a home remodeling and repair career diploma from Penn Foster. More is a certified exercise equipment technician, HVAC certified and completed his Occupational Safety and Health Administration (OSHA) certificate.

In addition to his work with the Rams, More is a certified locksmith and has owned and operated JC Security and Maintenance Company since 2014, which serves the Ventura County (Calif.).

More is married to Coralie who works as a dialysis nurse and they have a jack Russell dog named Flyer and they reside in Oxnard, Calf.

# Scott Lupold



## Head Groundskeeper

**College: Mt. San Antonio College**
**NFL Year: 5**
**Rams Year: 5**

Scott Lupold enters his fifth season in operations for the Los Angeles Rams in 2020. Lupold is responsible for managing all aspects of the playing field for the Rams, which includes mowing, painting and fertilization of both the practice field at the team's facility on the campus of California Lutheran in addition to the Los Angeles Memorial Coliseum.

The Long Beach, Calif., native has worked in the industry since 2001 when he joined the Los Angeles Dodgers game staff. Lupold previously worked as the sports turf manager at University of California, Irvine from 2008-2017, the home of the Los Angeles Rams Training Camp.

# Roxana De Santiago



## Office Administrator

**College: California State University, Northridge.**
**NFL Year: 1**
**Rams Year: 1**

Roxana De Santiago is entering her first season working with the Los Angeles Rams as an office administrator.

In her current role, De Santiago will serve as the key point of contact for all football facility events, assist with executive needs and will maintain the Rams calendar for expected visitors. Beyond those daily functions, Roxana will also coordinate with operational staff for facility maintenance and vendor scheduling, in addition to coordinating with sponsorship staff for organizational partnership.

Before joining the Rams, De Santiago spent the last two years working for Midnight Oil Agency as an account coordinator where she managed day-to-day campaigns and project deliverables, including production and logistics, oversaw that technical and client legal requirements were followed accordingly and assisted in managing the account team to keep projects on target. She also served as an administrative assistant before receiving her promotion in 2018.

In 2015, De Santiago worked for Providence Clinical Research as an office manager. Here is where she acted as owner of employee administration and file management, aided in contract negations and served as the direct point of contact for vendors and suppliers. From 2012-2017 she collaborated with auditors and maintained ongoing communication through audit processes, and in 2009 held an administrative assistant job.

De Santiago earned a Bachelor of Science degree in Marketing from California State University, Northridge.

Roxana currently resides in Lake Balboa, California.

# Artis Twyman



## Senior Director, Communications

**College: Tennessee State**
**NFL Year: 20**
**Rams Year: 18**

Artis Twyman is in his ninth year as senior director of communications. In this position, Twyman oversees the media relations staff and directs the Rams' communication efforts.

The 2020 season will be Twyman's 18th season with the Rams. He previously served three seasons as the team's director of media relations after spending six years as assistant director of football media.

After being named a finalist in 2017 for the Pro Football Writers Association's Pete Rozelle Award, which is given annually to the NFL club public relations staff that consistently strives for excellence in its dealings and relationships with the media, the Rams won the award following the 2018 season under the guidance of Twyman. It marked the first time since 1997 the Rams have won the award, and only the second time in franchise history.

Prior to joining the Rams in 2003, Twyman spent two years as public relations assistant for the Seattle Seahawks. He broke into the NFL in 2001 as a public relations intern for the expansion Houston Texans. From 1995-2001, he worked in the Tennessee State University Public Relations Department serving in many capacities, including three years as public information officer.

In 2012, Twyman was one of only two public relations officials throughout the 32-team league chosen to work the Pro Bowl in Honolulu, Hawaii. He also received this honor in 2011, 2009, 2008 and 2006. Twyman also was part of the public relations staffs for NFC Championship games, as well as several Super Bowls, including Super Bowl LIV in Miami, Fla. last season.

Twyman earned his undergraduate degree in speech communications from Tennessee State University in Nashville, Tenn., and a master's degree in mass communications from Middle Tennessee State University in Murfreesboro.

# Joanna Hunter



## Senior Director, Corporate Communications

**College: Dartmouth**
**NFL Year: 15**
**Rams Year: 5**

Joanna Hunter is in her fifth season with the Rams as senior director of corporate communications. In this role, she oversees the club's communications strategy around the team's off-the-field matters including business and social responsibility efforts.

Hunter help lead the efforts of the Rams PR staff that won the Pro Football Writers Association's Pete Rozelle Award, which is given annually to the NFL club public relations staff that consistently strives for excellence in its dealings and relationships with the media in 2018 after the department was named a finalist for the award following the 2017 campaign.

The 2020 season will be Hunter's 15th season in the National Football League, spending 10 seasons at the league office as part of the NFL's communications department. She started her career at the NFL in 2006 as a communications assistant, transitioning to corporate communications in 2007. She most recently served as the NFL's director of corporate communications, focusing on rapid response and crisis management, as well as communications around business initiatives and key issues such as health and safety and social responsibility.

In her time at the NFL, she was part of the team that managed media relations and operations for NFL Draft, NFL Kickoff and Super Bowl (Super Bowl XLI – 50), focusing on press conferences, the NFL Honors awards show, and the Super Bowl Halftime Show.

Hunter earned her undergraduate degree in French from Dartmouth College in Hanover, NH. She is married to Dan August, who serves as the vice president of strategy and ticketing for the Rams. Together, they have two daughters, Leah and Isabella.

# CHASE ISAACS



## Specialist, Communications

**College: Indiana**
**NFL Year: 5**
**Rams Year: 4**

Chase Isaacs is entering his fourth season with the Los Angeles Rams and currently serves as a communications specialist. In his role, he assists in promoting the organization's off-the-field initiatives including community affairs, marketing, events, ticketing, media and partnerships.

Isaacs was a member of the Rams PR staff that won the Pro Football Writers Association's Pete Rozelle Award, which is given annually to the NFL club public relations staff that consistently strives for excellence in its dealings and relationships with the media in 2018 after the department was named a finalist for the award following the 2017 campaign.

The 2020 season will be Isaacs' fifth season in the National Football League. He began working with the Rams as a season-long corporate communications intern from 2017-18 and joined the team in a full-time capacity at the end of the 2018 season.

Throughout his tenure, Isaacs has served as a media point-person for the team's community outreach initiatives and a website contributor. He also writes and disseminates press releases for all the team's off-the-field events, pitches stories that highlight the Rams' impact on the Los Angeles community and beyond, and assists the football communications staff with gameday media responsibilities.

Prior to joining the Rams in 2017, Isaacs began his career with the Indianapolis Colts as a public relations intern in 2016.

A native of Southern California, Isaacs earned his undergraduate degree in communications with a minor in Spanish from Indiana University in Bloomington, Indiana.

# Travis Langer



## Specialist, Communications

**College: Black Hills State**
**NFL Year: 9**
**Rams Year: 5**

Travis Langer enters his ninth season in the NFL and fifth with the Los Angeles Rams in 2020.

Langer was a member of the Rams PR staff that won the the Pro Football Writers Association's Pete Rozelle Award, which is given annually to the NFL club public relations staff that consistently strives for excellence in its dealings and relationships with the media in 2018 after the department was named a finalist for the award following the 2017 campaign.

Langer serves as the editor of the team's weekly game release and media guide, implemented, designed and oversees the Rams media portal and coordinates and prepares players, coaches and front office personnel for local and national media interviews, among other communications-related functions
.
The Spearfish, S.D., native worked Super Bowl LI and LII as support staff for the NFL's public relations efforts both in Houston, Texas and Minneapolis, Minn.

Before joining the Rams, Langer held various roles within the Minnesota Vikings communications department for four seasons. During his tenure in Minnesota, he conducted daily content analysis among local, regional and national media sources, oversaw all press box operations and coordinated in-game injury reports.

Langer earned a Bachelor of Science degree in mass communication/public relation from Black Hills State University, in his hometown of Spearfish, S.D. He also has a master's degree in sport management from Minnesota State University. While earning his master's, Langer worked as an athletic communications graduate assistant for MSU.

He and his wife, Stephanie, currently reside in Moorpark with their three children, Colton, Norah and Paisley Jo.

# Tiffany White



## SPECIALIST, LEAD COMMUNICATIONS

**College: Florida State**
**NFL Year: 10**
**Rams Year: 9**

Tiffany White is entering her ninth season with the Los Angeles Rams as a member of the team's communications department. White first began working with the Rams in St. Louis as a season-long communications intern in 2012. Upon being hired after the conclusion of the 2012 season, she assumed the responsibilities of credentialing and writing press releases on behalf of the team. In addition to those duties, White assists with media training and interview preparation for players, coaches and front office staff, and she works alongside local and national media to pitch stories that highlight the Rams' football, community and business efforts.

White was a member of the Rams PR staff that won the Pro Football Writers Association's Pete Rozelle Award, which is given annually to the NFL club public relations staff that consistently strives for excellence in its dealings and relationships with the media in 2018 after the department was named a finalist for the award following the 2017 campaign.

During her tenure with the club she has been called upon to assist with team's communications efforts during the franchise's relocation to Los Angeles and the drafting of the first openly gay football player in the National Football League. In 2015, White represented the Rams at the NFL Draft and oversaw the media tour of running back Todd Gurley who went on to win Rookie of the Year Honors.

Prior to working with the Rams, she worked in PR capacities with the Washington Redskins, Howard University, Florida State University and five NCAA Championship tournaments.

A native of Northern Virginia, White earned her earned her undergraduate degree in English from Florida State University and her first master's degree in sport industry management from Georgetown University, before completing her MBA through Pepperdine University in 2019.



Los Angeles Rams 2020 Media Guide

# Business Staff

# Los Angeles Rams Staff Directory



**Janelle Alfano**
Member Services Representative



**Masooma Ali**
Director, Brand Ambassadors



**Ciara Andrews**
Representative, Member Services



**Craig Appleby**
Specialist, Brand Accounts & Youth Marketing



**Kathryn Baker**
Media Partnerships Manager



**Jarrod Barnes**
Former Player Marketing & Services



**Cory Befort**
Director, Creative Services



**John Billingsley**
Representative, Member Services



**Jessica Bracamontes**
Coordinator, Ticket Operations



**Alaine Brewer**
Benefits Administrator



**Cameron Brown**
Manager, Fan Growth



**Jerrett Burke**
Head of Client Service



**Hannah Caine**
Representative, Member Services



**Maria Camacho**
Director, Government Affairs



**Hannah Cameron**
Account Executive, Ticket Sales



**Christine Carrelli**
Accountant

# Los Angeles Rams Staff Directory



**Cindy C. Carrillo**
Coordinator, Partnership Marketing



**Stephanie Cheng**
Head of Special Projects



**Brittany Cipolla**
Specialist, STM Experience



**Nick Conte**
Video Producer



**Daiveun Curry-Chapman**
Account Executive, Ticket Sales



**Shawn Dangerfield**
Graphic Designer



**Ray Daryabigi**
Director, Guest Experience and Hospitality



**Cat Davidson**
Analyst, Partnership Strategy



**Tiffany Dimaculangan**
Representative, Member Services



**Sandarvis Duffie**
Video Producer, TV



**Sara Dugan**
Coordinator, Guest Experience



**Chris Edwards**
Senior Manager, Partnership Sales



**Megan Elcock**
Account Manager, Premium Experience



**Brett Estes**
Analyst, Partnership Strategy



**Keely Fimbres**
Director, Cheerleaders and Mascot



**Alex Floch**
Mascot Manager

# Los Angeles Rams Staff Directory



**Megan Fogarty**
Senior Manager,
Partnership Sales



**Johnathan Franklin**
Manager, Community



**Jenee Galindo**
Assistant,
Business Operations



**Rodolfo Galvan-Rivera**
Studio Producer



**Sean Gannon**
Manager,
Partnership Sales



**Taylor Gilkeson**
Managing Producer



**Bianca Graves**
Account Manager,
Partnerships



**Jeff Graves**
Manager,
Information Technology



**Michael Guardi**
CRM Developer



**Jamie Han**
Manager, Social Media



**Jarek Harris**
Motion Graphic Designer



**Jory Hirsh**
Director, Broadcasting



**Carson L. Holden**
Account Manager,
Premium Experience



**Catherine Howard**
Specialist, Sales Design



**Doug Howe**
Specialist, Marketing



**Matthew Israel**
Video Producer, Social

# Los Angeles Rams Staff Directory



**Jiana Jaber**
HR Business Partner



**Daisy James**
Graphic Designer



**Gabriel Jimenez**
Specialist, Merchandising



**Casey Jones**
Representative, Member Services



**Zach Kinkeade**
Manager, Community & Players



**Andre Laws**
Account Executive, Ticket Sales



**Ashton Leber**
Coordinator, Digital Operations



**Darline Llopis**
Controller



**Stephen Logsdon**
Account Executive, Ticket Sales



**J.B. Long**
Play-by-Play Announcer



**Lizzy Martinez**
Account Executive, Ticket Sales



**Lindsey Melas**
Lead, Partnership Activation Manager



**Danielle Michael**
Manager, Payroll



**Briana Montanez**
Account Manager, Premium Experience



**Cali Moore**
Marketing Manager, Partnerships



**Steven Moore**
Director, Ticket Operations

# Los Angeles Rams Staff Directory



**Sarina Morales**
Team Reporter



**Brian Moreen**
Representative,
Member Services



**Max Neser**
Digital Designer



**Jane Normansell**
Director,
Partnerships-LASED



**Isaac Ortega**
Manager,
Strategy & Analytics



**Eric Ovitz**
Specialist,
Partnership Marketing



**Harrison Packer**
Specialist,
Direct Marketing



**Melissa Park**
Marketing & Media
Operations



**Alexis Pinson**
Account Manager,
Premium Experiences



**Tyler Potts**
Senior Manager,
Partnership Sales



**Brittany Ramos**
Director,
Partnership Strategy



**Chadwick Richardson**
Manager,
Game Production



**Sydney Ringdahl**
Coordinator,
Social Media



**Meagan Roberts**
Director,
Premium Experience



**Evan Rosenberg**
Account Executive,
Ticket Sales



**Michelle Runch**
Lead, Marketing & Media
Operations Planning

# Los Angeles Rams Staff Directory



**Sarah Schuler**
Director, Brand Events



**Sarah A. Snyder**
Photo & Digital Lead



**Maria Sop**
Marketing & Media Operations Planner



**Amanda Soper**
Assistant, Ticket Operations



**Roderick Stephens**
Lead, Partnership Marketing Manager



**Dustin Tabor**
Account Executive, Ticket Sales



**Sarah E. Teicher**
Account Manager, Partnerships



**Jessica Thigpenn**
Coordinator, Accounts Payable



**Brittany Todd**
Account Manager, Premium Experiences



**Courtney Udvar-Hazy**
Account Executive, Ticket Sales



**Travis Wegener**
Manager, Ticket Operations



**David Weingarten**
Specialist, Community Affairs

# Los Angeles Rams Staff Directory



**Tyree White**
CRM & Database Manager



**Amber Williams**
Analyst,
Marketing and Media



**Sarah Woebkenberg**
Coordinator,
Community Ambassador



**Joanna Yiu**
Director,
Partnership Operations



**Rachel Zisman**
Specialist,
Brand Ambassadors

Los Angeles Rams 2020 Media Guide

# SoFi Stadium

# SOFI STADIUM AND HOLLYWOOD PARK




SoFi Stadium and Hollywood Park is transforming the site of the former Hollywood Park Racetrack to a year-round sports and entertainment destination for the enjoyment of people throughout Southern California as well as visitors to the region.

The centerpiece of the 298-acre sports and entertainment district, SoFi Stadium provides for a seating capacity of 70,000, expandable up to 100,000, with 260 luxury suites, more than 13,000 premium seats, and approximately 3.1 million square feet of usable space. The project also includes the 2.5 acre American Airlines Plaza and 6,000-seat performance venue located under the same roof canopy as the stadium.

SoFi Stadium is the home field for the Los Angeles Rams and Los Angeles Chargers. It will host year-round sports and entertainment events and has already secured Super Bowl LVI in February 2022, the College Football National Championship game in 2023 and the Opening & Closing Ceremonies of the 2028 Olympic Games.

Adjacent to the stadium and performance venue, the project anticipates an initial phase of more than 1.5 million square feet of retail and office space and when it is complete, approximately2,500 residences, a hotel and more than 2 acres of public parks. This initial phase of the development is expected to open around Super Bowl LVI in 2022. The long-term plans offer the possibility of developing additional phases over time. This privately-funded development that is 3.5 times the size of Disneyland park and twice as big as Vatican City.

As part of Hollywood Park , the NFL is developing a 235,000 SF space to serve as its West Coast Headquarters that will house operations for NFL Media, which includes NFL Network, NFL RedZone, the NFL app, NFL.com, NFL Fantasy and the NFL's social media lab, plus staff across a variety of departments including marketing, club business development, and media sales. In addition to office and studio space situated next to SoFi Stadium, the facility will feature NFL Media's first outdoor studio, which will be able to host audiences and includes an outdoor field for filming purposes as well as public use. The new NFL Media campus is expected to open prior to the 2021 season.

One of the hallmarks of SoFi Stadium and Hollywood Park is the long-term impact it will have on the city of Inglewood and the surrounding region. Numerous full-time jobs are being created during the development's construction and throughout operation. At one point, there were upwards of 3,500 construction workers on-site daily, with Inglewood residents being given priority placement. More than 12 million worker hours have been completed since construction began. As of June 2020, over 95 Minority and Disadvantaged Businesses had received more than $750 million in construction contracts and local area residents have received more than $92 million in wages.

- The open-air SoFi Stadium is the first indoor-outdoor stadium to be constructed. It has a seating capacity of approximately 70,000, expandable up to 100,000. It features 260 luxury suites, more than 13,000 premium seats and approximately three million square feet of usable space.

- Adjacent to the stadium and under the same canopy are a 2.5-acre open-air American Airlines Plaza and a 6,000-seat performance venue.

- Across the three spaces, SoFi Stadium has the flexibility to host anywhere from one cohesive event or three separate events concurrently.

- SoFi Stadium's roof canopy is comprised of four major parts – the structural steel roof shell, the compression ring, the cable net system, and the ETFE (Ethylene Tetrafluoroethylene), a lightweight and semi-transparent plastic that acts as the roof.

- The roof canopy features a single-layer of Ethylene Tetrafluoroethylene (ETFE), which creates a clear cover that protects from weather elements. The ETFE has a 65 percent frit pattern, which reflects 40 percent of visble and solar rays and 42 percent of UV rays. As a result, the temperature is expected to be 4 degrees cooler inside the building than outside.

- SoFi Stadium features the only 4k end-to-end dual-sided center-hung video board in sports. With 70,000 square feet of digital LED, the video board has the largest LED content playback system ever deployed.

- It's oval display features approximately 8 million pixels, spaced 8 millimeters from center to center and can be uniquely or congruently programmed with statistics, live and/or animated content.

- In addition, SoFi Stadium Stadium features an additional 20,000 square feet plus ribbon board throughout the bowl.

# SoFi Stadium
## COMMUNITY BENEFITS

LOCAL AREAS SERVED INCLUDE:

INGLEWOOD | SOUTH LOS ANGELES | HAWTHORNE | COMPTON | GARDENA

## LOCAL JOB IMPACT

**2,200+**
CRAFT POSITIONS FILLED LOCALLY

**$129 M+**
LOCAL AREA RESIDENT WAGES EARNED

## COMMUNITY IMPACT AND VOLUNTEERING

**$754M+**
CERTIFIED CONSTRUCTION CONTRACTS
– WITH –
**95+ MINORITY & DISADVANTAGED BUSINESSES**

**1,200+**
VOLUNTEER HOURS COMPLETED

**10+ LOCAL CHARITIES**
*AIDED INCLUDING U.S. VETERANS OF INGLEWOOD AND THE INGLEWOOD CHAMBER OF COMMERCE'S "JOB SHADOW" DAY*

## PROJECT IMPACT STORY

LOCAL HIRE



### GABRIEL MARTINEZ

LOCAL 433 IRONWORKER, SOUTHWEST STEEL

*After 13 years in the medical field, Gabriel decided to switch gears and become a certified ironworker. Through hard work and dedication, he eventually landed a job at the LA Stadium through his union. Now in the third period of his apprenticeship, he couldn't be happier with his new career.*



One of the hallmarks of SoFi Stadium is the long-term impact it will have on the city of Inglewood and the surrounding region. Numerous full-time jobs were created during the development's construction and throughout operation. There were up to 3,200 construction workers on-site daily, with Inglewood residents being given priority placement. Since construction began, more than 17,000 workers have contributed to the project and more than 12 million worker hours have been completed. As of June 2020, over 95 Minority and Disadvantaged Businesses had received more than $750 million in construction contracts and local area residents have received more than $120 million in wages.

# SoFi Stadium

## Unique Elements of SoFi Stadium



• SoFi Stadium is the first indoor-outdoor stadium to be constructed. It has a seating capacity of approximately 70,000, expandable up to 100,000. It features 260 luxury suites, more than 13,000 premium seats and approximately three million square feet of usable space.

• Adjacent to the stadium and under the same canopy are a 2.5-acre open-air plaza named American Airlines Plaza and a 6,000-seat performance venue.



• Across the three spaces, SoFi Stadium has the flexibility to host anywhere from one cohesive event or three separate events concurrently.

• The canopy roof is supported on 37 precast segmental concrete columns, one structural steel shell column, three structural steel rocker columns, 11 composite (structural steel encased in concrete) columns, and four concrete abutments.

• The space between the columns will remain open creating an indoor-outdoor feel to the stadium and American Airlines Plaza. Walls will enclose the performance venue.

• The canopy features a single-layer of Ethylene tetrafluoroethylene (ETFE), which creates a clear cover that protects from weather elements. The ETFE reduces UV rays and, combined with the natural air that comes through the columns, cools the stadium bowl.






• SoFi Stadium features the first-ever dual-sided halo video board. Consisting of 70,000 sq. ft. of digital display, the experience will be similar to watching a 55”-60” television, from every seat in the stadium.

• The video board is comprised of multiple screens, allowing the event host to show consistent or varied content.

• In addition, SoFi Stadium features an additional 20,000 square feet of digital display on other LED ribbon boards in the bowl.



# Home Of The Rams



## League Park, Cleveland

**Years Played:** 1937-38, 1942, 1944-45
**Record:** 7-7 (.500)
**First Game:** 10/3/37, Rams defeated by Chicago Cardinals, 6-0
**Last Game:** 12/2/45, Rams defeated Boston Yanks, 20-7
**Highlights:** Rams finished 1945 season with 4-0 record at League Park, their first unbeaten home record.



*Municipal Stadium*

## Municipal Stadium, Cleveland

**Years Played:** 1937, 1939-42, 1945
**Record:** 6-10-2 (.438)
**First Game:** 9/10/37, Rams defeated by Detroit Lions, 28-0
**Last Game:** 12/16/45, Rams defeated Washington Redskins, 15-14
**Highlights:** Bob Waterfield threw two touchdown passes to lead Rams to their first World Championship, 15-14, over Washington. It was final home game for Rams in Cleveland before moving to Los Angeles. Rams played first game as NFL franchise before 25,000 at Municipal Stadium, but lost to Detroit, 28-0.



*Cleveland Rams vs. Detroit Lions in 1938 at Shaw Stadium (named after high school on Shaw Avenue).*

## Shaw Stadium, Cleveland

**Years Played:** 1938
**Record:** 1-1 (.500)
**First Game:** 9/17/38, Rams defeated by Chicago Cardinals, 7-6
**Last Game:** 10/2/38, Rams defeated Detroit Lions, 21-17
**Highlights:** The Rams' victory over Detroit was the first home win in franchise history.



*Los Angeles Memorial Coliseum*

## Los Angeles Memorial Coliseum

**Years Played:** 1946-79, 2016-1
**Record:** 147-80-8 (.647) (142-75-8 regular season; 5-5 postseason)*
**First Game:** 9/29/46, Rams defeated by Philadelphia Eagles, 25-14
**Last Game:** 12/16/79, Rams defeated by New Orleans Saints, 29-14
**Highlights:** Norm Van Brocklin broke 17-17 tie in fourth quarter with 73-yard touchdown pass to Tom Fears as Rams claimed second World Championship, 24-17, over Cleveland Browns, 12/23/51. Rams posted winning home record in 26 of 34 seasons at Coliseum, including 7-0 mark in 1973. Rams became first team in NFL history to score 70 points in game with 70-27 victory over Baltimore Colts, 10/22/50.
*Please note that all stats in this box reflect the team's first stint in the Coliseum.


Anaheim Stadium

## Anaheim Stadium

**Years Played:** 1980-94
**Record:** 61-57 (.517) (60-56 regular season; 1-1 postseason)
**First Game:** 9/7/80, Rams defeated by Detroit Lions, 40-21
**Last Game:** 12/24/94, Rams defeated by Washington Redskins, 24-21
**Highlights:** Eric Dickerson broke O.J. Simpson's single season rushing record with a 215-yard performance against Houston, 12/9/84. Dickerson finished season with 2,105 yards.

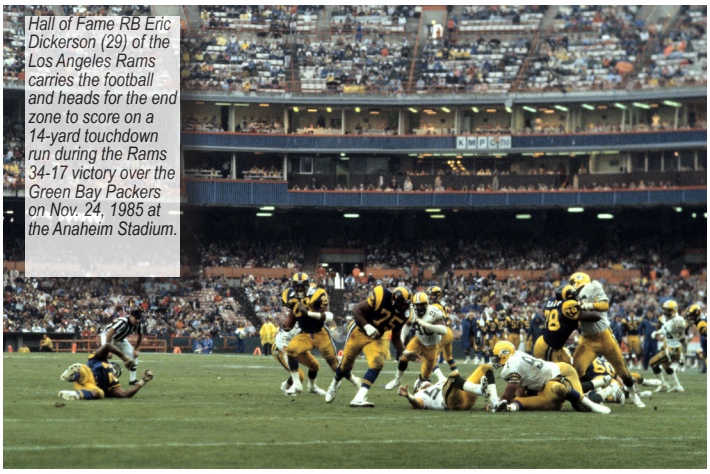
Hall of Fame RB Eric Dickerson (29) of the Los Angeles Rams carries the football and heads for the end zone to score on a 14-yard touchdown run during the Rams 34-17 victory over the Green Bay Packers on Nov. 24, 1985 at the Anaheim Stadium.


Busch Stadium

## Busch Stadium, St. Louis

**Years Played:** 1995
**Record:** 3-1 (.750)
**First Game:** 9/10/95, Rams defeated New Orleans Saints, 17-13
**Last Game:** 10/22/95, Rams defeated by San Francisco 49ers, 44-10
**Highlights:** Rams vs. Saints was first NFL game in St. Louis since 1987.


Inside the Edward Jones Dome


Edward Jones Dome

## Edward Jones Dome, St. Louis

**Years Played:** 1995-2015
**Record:** 76-76 (.500) (72-75 regular season; 4-1 postseason)
**First Game:** 11/12/95, Rams defeated Carolina Panthers, 28-17
**Last Game:** 12/17/2015, Rams defeated Tampa Bay, 31-23
**Highlights:** Jackie Slater became first player in NFL history to play 20 seasons with one team by starting against Carolina, 11/12/95. Rams scored season high 59 points against Atlanta, 11/10/96, the third highest point total in franchise history. Rams were unbeaten, 8-0, in regular season and 10-0 with two playoff wins in 1999, going 8-0 during the 2003 regular season as well.

# Los Angeles Memorial Coliseum

**Years Played:** 2016-19 (first stint 1946-79)
**Record:** 159-92-8 (.620) (153-86-8 regular season, 6-6 postseason)**
**First Game:** 9/18/2016, Rams defeated Seattle, 9-3
**Highlights:** The Rams opened the season at the Coliseum against NFC West divisional foe Seattle Seahawks in front of 91,046 fans. In the team's second season back in L.A., the Rams hosted the NFC Wild Card Round against the Atlanta Falcons, a 26-13 loss on 1/6/2018. The Rams went 7-1 in regular season action during the 2018 regular season and hosted the NFC Divisional Round playoff contest against Dallas (1/12/19) and earned a 30-22 victory to advance to the NFC Championship Game in New Orleans.
**Please note this is a cumulative total of all of the Rams games played in the Coliseum.



*RB Todd Gurley rushed 14 times for 101 yards, a 7.2-yard average in the 2017 Wild Card game. Gurley is the first Rams running back to notch a 100-plus yard game in his postseason debut since Jim Gillette had 17 carries for 101 yards vs. Washington (12/16/45).*



*Los Angeles Memorial Coliseum*

## Los Angeles Memorial Coliseum Renovations

The University of Southern California and United Airlines announced a new agreement to name the field at the Los Angeles Memorial Coliseum. Under this 10-year deal commencing in August 2019, the field at the historic landmark, memorial to World War I veterans and home of the USC Trojans, will be referred to as United Airlines Field at the Los Angeles Memorial Coliseum.

USC and United worked together to reach an agreement that retains the original venue name while still providing funding to support a $315 million project to restore and preserve the Coliseum and upgrade its facilities for fans, athletes and the community.

The Coliseum Renovation Project will restore one of the most iconic sports and entertainment venues in the world, the Los Angeles Memorial Coliseum.

During the 2019 season, the Ramspalyed their home games at a renovated Los Angeles Memorial Coliseum. Upgraded features will include Wi-Fi connectivity, new stadium seats with cupholders, additional aisles, improved concession stands, more ADA seating and a new Scholarship Tower which includes a press box and sky deck, as well as premium seating options.



*In Week 11 of the 2018 season, the Rams defeated the Kansas City Chiefs 54-51 in a shootout thriller, ending on CB Troy Hill picking off Chiefs QB Patrick Mahomes II in the final moments of the game.*

*The game hosted in the Los Angeles Memorial Coliseum marks as the highest scoring game in the 49-season history of Monday Night Football.*

Los Angeles Rams 2020 Media Guide

# 2019
# Game Summaries

# 1 LOS ANGELES 30, CAROLINA 27

**September 8, 2019 - Bank of America Stadium - Charlotte, N.C.**

## Weather: 87 degrees, sunny - Attendance 72,005 - Time 3:12

The Rams came away with the victory on the road in Week 1, defeating the Carolina Panthers, 30-27. In the first quarter, Rams LB Cory Littleton forced his second career fumble and recovered the ball, ending Carolina's opening series. The play marked the fourth-year pro's first career fumble recovery. The Rams started the second quarter with a 49-yard field goal by K Greg Zuerlein. Looking to get points on the board, Panthers QB Cam Newton threw a backwards pass that was dropped and then recovered by Rams LB Samson Ebukam at the Panthers' 15 yard-line. Quick to capitalize, Rams RB Malcolm Brown ran for his first touchdown of the season, making the score 10-0. Zuerlein converted a 56-yard attempt with a little over a minute left in the second quarter, bringing the score to 13-0. The Panthers had the ball at the end of the second quarter and Panthers K Joey Slye responded with a 46-yard field goal to put the Panthers on the board, making the score 13-3. On the first drive of the second half, Zuerlein kicked a 27-yard field goal to increase LA's lead to 16-3. On the ensuing drive, Panthers RB Christian McCaffrey took a shotgun snap in the wildcat formation, faked to Newton and ran in his first touchdown of the season. In response, Brown carried the Rams down the field, eventually finding the endzone on a 1-yard rush for his second touchdown of the day and the first multi-touchdown game of his career. Toward the end of the third quarter, Slye made a 52-yard field goal, making the score 23-13. At the beginning of the fourth quarter, Panthers LB Jermaine Carter Jr. blocked a Rams punt that was recovered by Carolina RB Reggie Bonnafon. The blocked punt set up McCaffrey's second touchdown of the day, making the score 23-20. On LA's following drive, Panthers CB James Bradberry picked off Rams QB Jared Goff. It was Goff's first interception in a season opener. The following possession, Goff responded with a 5-yard touchdown pass to TE Tyler Higbee, extending the Rams' lead to 30-20. With less than six minutes left in the game, Littleton picked off Newton's pass, the linebacker's fifth interception of his career. With time winding down, Panthers FB Alex Armah rushed for a 1-yard touchdown to make the score 30-27. The Rams would hold on, picking up their third Week 1 victory under Head Coach Sean McVay. The Rams' defense tallied 3.0 sacks on the day, with OLB Dante Fowler Jr. leading the way with 2.0. It was Fowler's first mutli-sack game since 2017. LB Clay Matthews also added his first sack as a member of the Rams.

## STARTING LINEUPS

### LOS ANGELES RAMS

| | | | | | |
|---|---|---|---|---|---|
| WR | 18 | C. Kupp | DE | 90 | M. Brockers |
| TE | 89 | T. Higbee | DT | 69 | S. Joseph |
| LT | 77 | A. Whitworth | DT | 99 | A. Donald |
| LG | 70 | J. Noteboom | WILL | 56 | D. Fowler |
| C | 55 | Br. Allen | OLB | 52 | C. Matthews |
| RG | 66 | A. Blythe | ILB | 58 | C. Littleton |
| RT | 79 | R. Havenstein | ILB | 54 | B. Hager |
| WR | 12 | B. Cooks | LCB | 22 | M. Peters |
| WR | 17 | R. Woods | RCB | 21 | A. Talib |
| QB | 16 | J. Goff | SS | 43 | J. Johnson III |
| RB | 30 | T. Gurley II | FS | 32 | E. Weddle |

### CAROLINA PANTHERS

| | | | | | |
|---|---|---|---|---|---|
| WR | 12 | D. Moore | DE | 93 | G. McCoy |
| LT | 60 | D. Williams | DE | 56 | J. Carter |
| LG | 73 | G. Van Roten | DE | 99 | K. Short |
| C | 61 | M. Paradis | OLB | 97 | M. Addison |
| RG | 70 | T. Turner | ILB | 54 | S. Thompson |
| RT | 72 | T. Morton | ILB | 59 | L. Kuechly |
| TE | 88 | G. Olsen | OLB | 53 | B. Burns |
| WR | 10 | C. Samuel | CB | 26 | D. Jackson |
| QB | 1 | C. Newton | CB | 24 | J. Bradberry |
| TE | 82 | C. Manhertz | SS | 25 | E. Reid |
| RB | 22 | C. McCaffrey | FS | 33 | T. Boston |

**LOS ANGELES SUBSTITUTIONS:** K 4 G.Zuerlein, P 6 J.Hekker, WR 19 J.Natson, CB 20 T.Hill, CB 23 N.Robey, S 24 T.Rapp, S 26 M.Christian, RB 27 D. Henderson Jr., DB D. Williams, S 33 N.Scott, RB 34 M.Brown, LS 44 J.McQuaide, LB 48 T.Howard, OLB 50 S.Ebukam, LB 51 T.Reeder, LB 57 N.Patrick, OL 64 J.Demby, T 73 D.Edwards, TE 81 G.Everett, WR 83 J.Reynolds, WR 88, M.Thomas, DT 92 T.Smart, DE 97 M.Fox

**LOS ANGELES INACTIVES:** WR 14 N.Webster, CB 25 D.Long, OLB 45 O.Okoronkwo, C 65 C.Shelton, T 71 B.Evans, TE 82 J.Mundt, 91 G. Gaines

**LOS ANGELES DID NOT PLAY:** QB 5 B.Bortles

## SCORING SUMMARY

| | | 1 | 2 | 3 | 4 | OT | TOTAL | FIELD GOALS |
|---|---|---|---|---|---|---|---|---|
| **VISITOR** | Los Angeles Rams | 0 | 13 | 10 | 7 | - | 30 | (49) (56) 41WL |
| **HOME** | Carolina Panthers | 0 | 3 | 10 | 14 | - | 27 | 53WR (46) (52) |

| TEAM | Qtr | Clock Time | Play (Extra Point) (Drive Info) | Visitor | Home |
|---|---|---|---|---|---|
| Rams | 2 | 13:43 | G. Zuerlein 49 yd. Field Goal (7-26, 1:58) | 3 | 0 |
| Rams | 2 | 12:44 | M. Brown 5 yd. run (G. Zuerlein kick) (2-10, 0:23) | 10 | 0 |
| Rams | 2 | 1:02 | G. Zuerlein 56 yd. Field Goal (9-33, 3:54) | 13 | 0 |
| Panthers | 2 | 0:00 | J. Slye 46 yd. Field Goal (8-47, 1:02) | 13 | 3 |
| Rams | 3 | 11:53 | G. Zuerlein 27 yd. Field Goal (7-66, 3:07) | 16 | 3 |
| Panthers | 3 | 8:28 | C. McCaffrey 8 yd. run (J. Slye kick) (8-60, 3:25) | 16 | 10 |
| Rams | 3 | 2:51 | M. Brown 1 yd. run (G. Zuerlein kick) (13-75, 5:37) | 23 | 10 |
| Panthers | 3 | 0:11 | J. Slye 52 yd. Field Goal (8-36, 2:40) | 23 | 13 |
| Panthers | 4 | 13:10 | C. McCaffrey 2 yd. run (J. Slye kick) (2-5 0:28) | 23 | 20 |
| Rams | 4 | 6:37 | T. Higbee 5 yd. pass from J. Goff (G. Zuerlein kick) (7-57, 3:54) | 30 | 20 |
| Panthers | 4 | 1:58 | A. Armah 1 yd. run (J. Slye kick) (9-69, 2:08) | 30 | 27 |

# FINAL TEAM STATISTICS

| | RAMS | PANTHERS |
|---|---|---|
| **TOTAL FIRST DOWNS** | **22** | **21** |
| By Rushing | 9 | 8 |
| By Passing | 12 | 13 |
| By Penalty | 1 | 0 |
| **THIRD DOWN EFFICIENCY** | **9-17-53%** | **5-11-45%** |
| **FOURTH DOWN EFFICIENCY** | **0-0-0%** | **0-0-0%** |
| **TOTAL NET YARDS** | **349** | **343** |
| Total Offensive Plays | 72 | 64 |
| Average gain per offensive play | 4.8 | 5.4 |
| **NET YARDS RUSHING** | **166** | **127** |
| Total Rushing Plays | 32 | 23 |
| Average gain per rushing play | 5.2 | 5.5 |
| Tackles for a loss-number and yards | 2-6 | 2-6 |
| **NET YARDS PASSING** | **183** | **216** |
| Times thrown - yards lost attempting to pass | 1-3 | 3-23 |
| Gross yards passing | 186 | 239 |
| **PASS ATTEMPTS-COMP-HAD INT** | **39-23-1** | **38-25-1** |
| Avg gain per pass play | 4.6 | 5.3 |
| **KICKOFFS Number-In End Zone-TBs** | **7-5-4** | **5-4-4** |
| **PUNTS Number and Average** | **4-34.5** | **4-48.3** |
| Had Blocked | 1 | 0 |

| | RAMS | PANTHERS |
|---|---|---|
| **FGs - PATs Had Blocked** | **0-0** | **0-0** |
| Net Punting Average | 28.5 | 38.5 |
| **TOTAL RETURN YARDAGE (W/O KOR)** | **45** | **24** |
| No. and Yards Punt Returns | 2-19 | 2-24 |
| No. and Yards Kickoff Returns | 0-0 | 2-51 |
| No. and Yards Interception Returns | 1-26 | 1-0 |
| **PENALTIES Number and Yards** | **5-43** | **6-46** |
| **FUMBLES Number and Lost** | **1-0** | **2-2** |
| **TOUCHDOWNS** | **3** | **3** |
| Rushing | 2 | 3 |
| Passing | 1 | 0 |
| **EXTRA POINTS Made-Attempts** | **3-3** | **3-3** |
| Kicking Made-Attempts | 3-3 | 33 |
| **FIELD GOALS Made-Attempts** | **3-4** | **2-3** |
| **RED ZONE EFFICIENCY** | **3-4-75%** | **3-3-100%** |
| **GOAL TO GO EFFICIENCY** | **3-3-100%** | **3-3-100%** |
| **SAFETIES** | **0** | **0** |
| **FINAL SCORE** | **30** | **27** |
| **TIME OF POSSESSION** | **33:16** | **26:44** |

# FINAL INDIVIDUAL STATISTICS

## LOS ANGELES RAMS

| RUSHING | ATT | YDS | AVG | LG | TD |
|---|---|---|---|---|---|
| T. Gurley II | 14 | 97 | 6.9 | 25 | 0 |
| M. Brown | 11 | 53 | 4.8 | 17 | 2 |
| R. Woods | 2 | 16 | 8.0 | 20 | 0 |
| J. Goff | 4 | 0 | 0.0 | 3 | 0 |
| D. Henderson Jr. | 1 | 0 | 0.0 | 0 | 0 |
| **Total** | **32** | **166** | **5.2** | **25** | **2** |

| PASSING | ATT | CMP | YDS | SK/YD | TD | LG | IN | RT. |
|---|---|---|---|---|---|---|---|---|
| J. Goff | 39 | 23 | 186 | 1/3 | 1 | 24 | 1 | 69.0 |
| **Total** | **39** | **23** | **186** | **1/3** | **1** | **24** | **1** | **69.0** |

| RECEIVING | NO | YDS | AVG | LG | TD |
|---|---|---|---|---|---|
| R. Woods | 8 | 70 | 8.8 | 22 | 0 |
| C. Kupp | 7 | 46 | 6.6 | 10 | 0 |
| T. Higbee | 4 | 20 | 5.0 | 6 | 1 |
| B. Cooks | 2 | 39 | 19.5 | 24 | 0 |
| G. Everett | 1 | 7 | 7.0 | 7 | 0 |
| T. Gurley II | 1 | 4 | 4.0 | 4 | 0 |
| J. Reynolds | 0 | 0 | 0.0 | 0 | 0 |
| **Total** | **23** | **186** | **8.1** | **24** | **1** |

| INTERCEPTIONS | NO | YDS | AVG | LG | TD |
|---|---|---|---|---|---|
| C. Littleton | 1 | 26 | 26.0 | 26 | 0 |
| **Total** | **1** | **26** | **26.0** | **26** | **0** |

| PUNTING | NO | YDS | AVG | NET | TB/I20 | LG |
|---|---|---|---|---|---|---|
| J. Hekker | 3 | 138 | 46.0 | 28.5 | 0/0 | 68 |
| [BLOCKED] | 1 | 0 | | 0.0 | | |
| **Total** | **4** | **138** | **34.5** | **28.5** | **0/0** | **68** |

| PUNT RETURNS | NO | YDS | AVG | FC | LG | TD |
|---|---|---|---|---|---|---|
| J. Natson | 2 | 19 | 9.5 | 1 | 16 | 0 |
| [TOUCHBACK] | 1 | 0 | 0.0 | 0 | 0 | 0 |
| **Total** | **2** | **19** | **9.5** | **1** | **16** | **0** |

| KICKOFF RETURNS | NO | YDS | AVG | FC | LG | TD |
|---|---|---|---|---|---|---|
| [TOUCHBACK] | 4 | 0 | 0.0 | 0 | 0 | 0 |
| **Total** | **4** | **0** | **0.0** | **0** | **0** | **0** |

## CAROLINA PANTHERS

| RUSHING | ATT | YDS | AVG | LG | TD |
|---|---|---|---|---|---|
| C. McCaffrey | 19 | 128 | 6.7 | 23 | 2 |
| A. Armah | 1 | 1 | 1.0 | 1 | 1 |
| C. Newton | 3 | -2 | -0.7 | 3 | 0 |
| **Total** | **23** | **127** | **5.5** | **23** | **3** |

| PASSING | ATT | CMP | YDS | SK/YD | TD | LG | IN | RT. |
|---|---|---|---|---|---|---|---|---|
| C. Newton | 38 | 25 | 239 | 3/23 | 0 | 17 | 1 | 72.1 |
| **Total** | **38** | **25** | **239** | **3/23** | **0** | **17** | **1** | **72.1** |

| RECEIVING | NO | YDS | AVG | LG | TD |
|---|---|---|---|---|---|
| C. McCaffrey | 10 | 81 | 8.1 | 17 | 0 |
| D. Moore | 7 | 76 | 10.9 | 15 | 0 |
| G. Olsen | 4 | 36 | 9.0 | 14 | 0 |
| C. Samuel | 3 | 32 | 10.7 | 16 | 0 |
| J. Wright | 1 | 14 | 14.0 | 14 | 0 |
| I. Thomas | 0 | 0 | 0.0 | 0 | 0 |
| C. Hogan | 0 | 0 | 0.0 | 0 | 0 |
| **Total** | **25** | **239** | **9.6** | **17** | **0** |

| INTERCEPTIONS | NO | YDS | AVG | LG | TD |
|---|---|---|---|---|---|
| J. Bradberry | 1 | 0 | 0.0 | 0 | 0 |
| **Total** | **1** | **0** | **0.0** | **0** | **0** |

| PUNTING | NO | YDS | AVG | NET | TB/I20 | LG |
|---|---|---|---|---|---|---|
| M. Palardy | 4 | 193 | 48.3 | 38.5 | 1/1 | 58 |
| **Total** | **4** | **193** | **48.3** | **38.5** | **1/1** | **58** |

| PUNT RETURNS | NO | YDS | AVG | FC | LG | TD |
|---|---|---|---|---|---|---|
| R. McCloud | 2 | 24 | 12.0 | 0 | 13 | 0 |
| [OUT OF BOUNDS] | 1 | 0 | 0.0 | 0 | 0 | 0 |
| **Total** | **2** | **24** | **12.0** | **0** | **13** | **0** |

| KICKOFF RETURNS | NO | YDS | AVG | FC | LG | TD |
|---|---|---|---|---|---|---|
| R. McCloud | 2 | 51 | 25.5 | 0 | 26 | 0 |
| [OUT OF BOUNDS] | 1 | 0 | 0.0 | 0 | 0 | 0 |
| [TOUCHBACK] | 4 | 0 | 0.0 | 0 | 26 | 0 |
| **Total** | **2** | **51** | **25.5** | **0** | **26** | **0** |

# DEFENSIVE STATISTICS (BASED ON GAMEBOOK)

| PLAYER | T | S | A | S-YDS | I-YDS | PD | FF | FR |
|---|---|---|---|---|---|---|---|---|
| C. Littleton | 14 | 8 | 6 | 0-0 | 1-26 | 2 | 1 | 1 |
| J. Johnson III | 11 | 6 | 5 | 0-0 | 0-0 | 0 | 0 | 0 |
| T. Rapp | 7 | 3 | 4 | 0-0 | 0-0 | 0 | 0 | 0 |
| E. Weddle | 6 | 2 | 4 | 0-0 | 0-0 | 0 | 0 | 0 |
| M. Christian | 4 | 2 | 2 | 1-3 | 0-0 | 0 | 0 | 0 |
| M. Peters | 4 | 2 | 2 | 0-0 | 0-0 | 0 | 0 | 0 |
| C. Matthews | 3 | 2 | 1 | 1-6 | 0-0 | 0 | 0 | 0 |
| B. Hager | 3 | 1 | 2 | 0-0 | 0-0 | 0 | 0 | 0 |
| D. Fowler | 2 | 2 | 0 | 2-17 | 0-0 | 0 | 0 | 0 |
| N. Robey | 2 | 2 | 0 | 0-0 | 0-0 | 0 | 0 | 0 |
| M. Brockers | 2 | 2 | 0 | 0-0 | 0-0 | 0 | 0 | 0 |

| PLAYER | T | S | A | S-YDS | I-YDS | PD | FF | FR |
|---|---|---|---|---|---|---|---|---|
| A. Donald | 1 | 1 | 0 | 0-0 | 0-0 | 0 | 0 | 0 |
| S. Ebukam | 1 | 1 | 0 | 0-0 | 0-0 | 0 | 1 | 1 |
| M. Fox | 1 | 1 | 0 | 0-0 | 0-0 | 0 | 0 | 0 |
| A. Talib | 1 | 0 | 1 | 0-0 | 0-0 | 1 | 0 | 0 |
| J. Hekker | 0 | 0 | 0 | 0-0 | 0-0 | 0 | 0 | 0 |
| T. Hill | 0 | 0 | 0 | 0-0 | 0-0 | 0 | 0 | 0 |
| M. Brown | 0 | 0 | 0 | 0-0 | 0-0 | 0 | 0 | 0 |
| T. Reeder | 0 | 0 | 0 | 0-0 | 0-0 | 0 | 0 | 0 |
| R. Woods | 0 | 0 | 0 | 0-0 | 0-0 | 0 | 0 | 0 |
| A. Blythe | 0 | 0 | 0 | 0-0 | 0-0 | 0 | 0 | 0 |
| **Totals** | **62** | **35** | **27** | **3-23** | **1-26** | **3** | **2** | **2** |

# 2 LOS ANGELES 27, NEW ORLEANS 9

## September 15, 2019 - Los Angeles Memorial Coliseum - Los Angeles, Calif.

## Weather: 85 degrees, cloudy - Attendance 71,460 - Time 3:09

A strong second half performance by the Los Angeles Rams propelled the team to a 27-9 win over the New Orleans' Saints in the 2019 home opener. On New Orleans first drive, Saints QB Drew Brees threw a pass intended for Saints TE Jared Cook where Rams S Eric Weddle made the stop near the Rams 35-yard line. The ball popped into the air following Weddle's tackle, and Rams S John Johnson III hauled in the loose ball for the early interception. The play led to a 24-yard field goal by Rams K Greg Zuerlein that was set up by a 57-yard pass from Rams QB Jared Goff to WR Brandin Cooks. The completion was Goff's longest since Week 4 of 2018 and helped push LA to a 3-0 lead. On the Saints' second drive, Brees suffered a hand injury and was replaced by backup QB Teddy Bridgewater. Brees would not return. Bridgewater and the Saints offense finished the drive, which resulted in K Wil Lutz to tie the game at three. With 6:08 left in the second quarter, Saints DE Cameron Jordan recovered a fumble following a DE Trey Hendrickson sack and returned it for a touchdown that was called back after it was initially ruled an incomplete pass. Gaining possession at New Orleans' 13 after the overturned call, the Saints reached midfield, but failed to convert on fourth-and-1 at their own 48 as RB Alvin Kamara was tackled at the line of scrimmage. On the next drive, Rams RB Todd Gurley II ran the ball up the field and hurdled over the defender for a 20-yard gain. With seven seconds left in the opening half, Zuerlein kicked a 22-yard field goal, bringing the score to 6-3. Starting off the second half, Lutz converted on a 52-yard field goal to tie the game at 6-6. Later in the third quarter, the Rams converted in the red zone as Gurley dove for the pylon from four yards out and scored his first touchdown of the season. The touchdown gave Gurley 348 points for his career, tying him with Hall of Fame RB Eric Dickerson for 13th on the Rams All-Time Scoring List. Back-to-back sacks by Rams LB Clay Matthews and DL Michael Brockers forced the Saints to punt from deep in their own territory on the ensuing drive. A 26-yard punt return by JoJo Natson helped set up a short field for Los Angeles to work with, and L.A. capitalized with a 2-yard touchdown pass from Goff to WR Brandin Cooks and Zuerlein PAT for a 20-6 lead with 1:03 left in the third quarter. Starting off the fourth quarter, Lutz made a 42-yard field goal to try and lessen the 11-point deficit, but the Rams responded quickly. Goff connected with WR Cooper Kupp as he stiff-armed Saints CB on a 67-yard that brought LA down to the Saints 1-yard line. Jared Goff dialed up a quarterback sneak for a Rams TD to give LA a 27-9 lead. Goff eclipsed the 10,000-yard threshold and now has 10,050 yards in his career with the completion to Kupp, becoming the 14th QB since 1950 to do it in his first 40 games. Since returning to LA, The Rams have won all of their home season openers. The Rams are now 43-34 against the New Orleans Saints.

## STARTING LINEUPS

### NEW ORLEANS SAINTS

| | | | | | |
|---|---|---|---|---|---|
| WR | 13 | M. Thomas | RDE | 92 | M. Davenport |
| LT | 72 | T. Armstead | NT | 90 | M. Brown |
| LG | 75 | A. Peat | DT | 93 | D. Onyemata |
| C | 78 | E. McCoy | LDE | 94 | C. Jordan |
| RG | 67 | L. Warford | WILL | 56 | D. Davis |
| RT | 71 | R. Ramczyk | SAM | 53 | A. Klein |
| TE | 89 | J. Hill | LCB | 25 | E. Apple |
| WR | 19 | T. Ginn | CB | 26 | P. Williams |
| QB | 9 | D. Brees | SS | 24 | V. Bell |
| RB | 41 | A. Kamara | FS | 43 | M. Williams |
| FB | 42 | Z. Line | RCB | 23 | M. Lattimore |

### LOS ANGELES RAMS

| | | | | | |
|---|---|---|---|---|---|
| WR | 18 | C. Kupp | DE | 90 | M. Brockers |
| TE | 89 | T. Higbee | NT | 69 | S. Joseph |
| LT | 77 | A. Whitworth | DT | 99 | A. Donald |
| LG | 70 | J. Noteboom | WILL | 56 | D. Fowler |
| C | 55 | Br. Allen | OLB | 52 | C. Matthews |
| RG | 66 | A. Blythe | ILB | 58 | C. Littleton |
| RT | 79 | R. Havenstein | ILB | 54 | B. Hager |
| WR | 12 | B. Cooks | LCB | 22 | M. Peters |
| WR | 17 | R. Woods | RCB | 21 | A. Talib |
| QB | 16 | J. Goff | SS | 43 | J. Johnson |
| HB | 30 | T. Gurley | FS | 32 | E. Weddle |

**LOS ANGELES SUBSTITUTIONS:** K 4 G.Zuerlein, P 6 J.Hekker, WR 19 J.Natson, CB 20 T.Hill, CB 23 N.Robey, S 24 T.Rapp, S 26 M.Christian, S 33 N.Scott, RB 34 M.Brown, LS 44 J.McQuaide, LB 48 T.Howard, OLB 50 S.Ebukam, LB 51 T.Reeder, LB 57 N.Patrick, OL 64 J.Demby, T 73 D.Edwards, TE 81 G.Everett, WR 83 J.Reynolds, WR 88, M.Thomas, DT 91 G.Gaines, DT 92 T.Smart, DE 97 M.Fox

**LOS ANGELES INACTIVES:** WR 14 N.Webster, CB 25 D.Long, DB 31 D.Williams, OLB 45 O.Okoronkwo, C 65 C.Shelton, T 71 B.Evans, TE 82 J.Mundt

**LOS ANGELES DID NOT PLAY:** QB 5 B.Bortles, RB 27 D.Henderson

## SCORING SUMMARY

| | | 1 | 2 | 3 | 4 | OT | TOTAL | FIELD GOALS |
|---|---|---|---|---|---|---|---|---|
| **VISITOR** | New Orleans Saints | 0 | 3 | 3 | 3 | - | 9 | (34) (52) (42) |
| **HOME** | Los Angeles Rams | 3 | 3 | 14 | 7 | - | 27 | (24) (22) |

| TEAM | Qtr | Clock Time | Play (Extra Point) (Drive Info) | Visitor | Home |
|---|---|---|---|---|---|
| Rams | 1 | 8:42 | G.Zuerlein 24 yd. Field Goal (7-56, 3:43) | 0 | 3 |
| Saints | 2 | 11:06 | W.Lutz 34 yd. Field Goal (7-25, 3:15) | 3 | 3 |
| Rams | 2 | 0:03 | G.Zuerlein 22 yd. Field Goal (7-44, 2:36) | 3 | 6 |
| Saints | 3 | 9:49 | W.Lutz 52 yd. Field Goal (10-37, 4:16) | 6 | 6 |
| Rams | 3 | 5:39 | T.Gurley 4 yd. run (G.Zuerlein kick) (9-75, 4:10) | 6 | 13 |
| Rams | 3 | 1:00 | B.Cooks 2 yd. pass from J.Goff (G.Zuerlein kick) (5-26, 2:37) | 6 | 20 |
| Saints | 4 | 10:58 | W.Lutz 42 yd. Field Goal (9-51, 5:02) | 9 | 20 |
| Rams | 4 | 8:37 | J.Goff 1 yd. run (G.Zuerlein kick) (4-75, 2:21) | 9 | 27 |

# FINAL TEAM STATISTICS

| | SAINTS | RAMS |
|---|---|---|
| **TOTAL FIRST DOWNS** | **15** | **20** |
| By Rushing | 2 | 7 |
| By Passing | 11 | 11 |
| By Penalty | 2 | 2 |
| **THIRD DOWN EFFICIENCY** | **4-13-31%** | **5-13-38%** |
| **FOURTH DOWN EFFICIENCY** | **0-1-0%** | **0-0-0%** |
| **TOTAL NET YARDS** | **244** | **380** |
| Total Offensive Plays | 57 | 61 |
| Average gain per offensive play | 4.3 | 6.2 |
| **NET YARDS RUSHING** | **57** | **115** |
| Total Rushing Plays | 20 | 30 |
| Average gain per rushing play | 2.9 | 3.8 |
| Tackles for a loss-number and yards | 2-9 | 1-1 |
| **NET YARDS PASSING** | **187** | **265** |
| Times thrown - yards lost attempting to pass | 2-16 | 3-18 |
| Gross yards passing | 203 | 283 |
| **PASS ATTEMPTS-COMP-HAD INT** | **35-20-1** | **28-19-0** |
| Avg gain per pass play | 5.1 | 8.5 |
| **KICKOFFS Number-In End Zone-TBs** | **4-4-4** | **6-6-6** |
| **PUNTS Number and Average** | **5-48.8** | **4-49.8** |
| Had Blocked | 0 | 0 |

| | SAINTS | RAMS |
|---|---|---|
| **FGs - PATs Had Blocked** | **0-0** | **0-0** |
| Net Punting Average | 40.4 | 41.3 |
| **TOTAL RETURN YARDAGE (W/O KOR)** | **34** | **42** |
| No. and Yards Punt Returns | 3-34 | 2-42 |
| No. and Yards Kickoff Returns | 0-0 | 0-0 |
| No. and Yards Interception Returns | 0-0 | 1-0 |
| **PENALTIES Number and Yards** | **11-87** | **8-65** |
| **FUMBLES Number and Lost** | **1-0** | **1-1** |
| **TOUCHDOWNS** | **0** | **3** |
| Rushing | 0 | 2 |
| Passing | 0 | 1 |
| **EXTRA POINTS Made-Attempts** | **0-0** | **3-3** |
| Kicking Made-Attempts | 0-0 | 3-3 |
| **FIELD GOALS Made-Attempts** | **3-3** | **2-2** |
| **RED ZONE EFFICIENCY** | **0-1-0%** | **3-6-50%** |
| **GOAL TO GO EFFICIENCY** | **0-0-0%** | **3-3-100%** |
| **SAFETIES** | **0** | **0** |
| **FINAL SCORE** | **0** | **27** |
| **TIME OF POSSESSION** | **29:39** | **30:21** |

# FINAL INDIVIDUAL STATISTICS

**NEW ORLEANS SAINTS**

| RUSHING | ATT | YDS | AVG | LG | TD |
|---|---|---|---|---|---|
| A. Kamara | 13 | 45 | 3.5 | 12 | 0 |
| L. Murray | 5 | 7 | 1.4 | 4 | 0 |
| T. Bridgewater | 2 | 5 | 2.5 | 4 | 0 |
| **Total** | **20** | **57** | **2.9** | **12** | **0** |

| PASSING | ATT | CMP | YDS | SK/YD | TD | LG | IN | RT. |
|---|---|---|---|---|---|---|---|---|
| T. Bridgewater | 30 | 17 | 165 | 2/16 | 0 | 28 | 0 | 72.2 |
| D. Brees | 5 | 3 | 38 | 0/0 | 0 | 19 | 1 | 44.2 |
| **Total** | **35** | **20** | **203** | **2/16** | **0** | **28** | **1** | **62.0** |

| RECEIVING | NO | YDS | AVG | LG | TD |
|---|---|---|---|---|---|
| M. Thomas | 13 | 89 | 8.9 | 19 | 0 |
| T. Smith | 3 | 49 | 16.3 | 28 | 0 |
| J. Cook | 7 | 25 | 12.5 | 18 | 0 |
| T. Hill | 3 | 16 | 8.0 | 9 | 0 |
| L. Murray | 1 | 16 | 16.0 | 16 | 0 |
| A. Kamara | 3 | 15 | 15.0 | 15 | 0 |
| D. Harris | 1 | -7 | -7.0 | -7 | 0 |
| Z. Line | 1 | 0 | 0.0 | 0 | 0 |
| **Total** | **32** | **203** | **10.2** | **28** | **0** |

| INTERCEPTIONS | NO | YDS | AVG | LG | TD |
|---|---|---|---|---|---|
| **Total** | **0** | **0** | **0** | **0** | **0** |

| PUNTING | NO | YDS | AVG | NET | TB/I20 | LG |
|---|---|---|---|---|---|---|
| T. Morstead | 5 | 244 | 48.8 | 40.4 | 0/3 | 55 |
| **Total** | **5** | **244** | **48.8** | **40.4** | **0/3** | **55** |

| PUNT RETURNS | NO | YDS | AVG | FC | LG | TD |
|---|---|---|---|---|---|---|
| D. Harris | 3 | 34 | 11.3 | 0 | 19 | 0 |
| [OUT OF BOUNDS] | 1 | 0 | 0.0 | 0 | 0 | 0 |
| **Total** | **3** | **34** | **11.3** | **0** | **19** | **0** |

| KICKOFF RETURNS | NO | YDS | AVG | FC | LG | TD |
|---|---|---|---|---|---|---|
| [TOUCHBACK] | 6 | 0 | 0.0 | 0 | 0 | 0 |
| **Total** | **0** | **0** | **0.0** | **0** | **0** | **0** |

**LOS ANGELES RAMS**

| RUSHING | ATT | YDS | AVG | LG | TD |
|---|---|---|---|---|---|
| T. Gurley | 16 | 63 | 3.9 | 20 | 1 |
| M. Brown | 6 | 37 | 6.2 | 13 | 0 |
| R. Woods | 1 | 9 | 9.0 | 9 | 0 |
| C. Kupp | 1 | 6 | 6.0 | 6 | 0 |
| B. Cooks | 1 | 2 | 2.0 | 2 | 0 |
| G. Everett | 1 | 0 | 0.0 | 0 | 0 |
| J. Goff | 4 | -2 | -0.5 | 1 | 1 |
| **Total** | **32** | **166** | **5.2** | **25** | **2** |

| PASSING | ATT | CMP | YDS | SK/YD | TD | LG | IN | RT. |
|---|---|---|---|---|---|---|---|---|
| J. Goff | 28 | 19 | 283 | 3/18 | 1 | 66 | 0 | 112.6 |
| **Total** | **28** | **19** | **283** | **3/18** | **1** | **66** | **0** | **112.6** |

| RECEIVING | NO | YDS | AVG | LG | TD |
|---|---|---|---|---|---|
| C. Kupp | 9 | 120 | 24.0 | 66 | 0 |
| B. Cooks | 4 | 74 | 24.7 | 57 | 1 |
| G. Everett | 5 | 21 | 7.0 | 11 | 0 |
| T. Gurley II | 4 | 4 | 1.3 | 9 | 0 |
| R. Woods | 2 | 33 | 16.5 | 19 | 0 |
| T. Higbee | 3 | 21 | 10.5 | 18 | 0 |
| M. Brown | 1 | 10 | 10.0 | 10 | 0 |
| **Total** | **28** | **283** | **14.9** | **66** | **1** |

| INTERCEPTIONS | NO | YDS | AVG | LG | TD |
|---|---|---|---|---|---|
| J. Johnson | 1 | 0 | 0.0 | 0 | 0 |
| **Total** | **1** | **0** | **0.0** | **0** | **0** |

| PUNTING | NO | YDS | AVG | NET | TB/I20 | LG |
|---|---|---|---|---|---|---|
| J. Hekker | 4 | 199 | 49.8 | 41.3 | 0/0 | 66 |
| **Total** | **4** | **199** | **49.8** | **41.3** | **0/0** | **66** |

| PUNT RETURNS | NO | YDS | AVG | FC | LG | TD |
|---|---|---|---|---|---|---|
| J. Natson | 2 | 42 | 21.0 | 3 | 32 | 0 |
| **Total** | **2** | **42** | **21.0** | **3** | **32** | **0** |

| KICKOFF RETURNS | NO | YDS | AVG | FC | LG | TD |
|---|---|---|---|---|---|---|
| [TOUCHBACK] | 4 | 0 | 0.0 | 0 | 0 | 0 |
| **Total** | **0** | **0** | **0.0** | **0** | **0** | **0** |

# DEFENSIVE STATISTICS (BASED ON GAMEBOOK)

| PLAYER | T | S | A | S-YDS | I-YDS | PD | FF | FR |
|---|---|---|---|---|---|---|---|---|
| C. Littleton | 8 | 5 | 3 | 0-0 | 0-0 | 2 | 0 | 0 |
| E. Weddle | 7 | 5 | 2 | 0-0 | 0-0 | 1 | 0 | 0 |
| N. Robey | 6 | 4 | 2 | 0-0 | 0-0 | 1 | 0 | 0 |
| J. Johnson | 6 | 4 | 2 | 0-0 | 1-0 | 1 | 0 | 0 |
| T. Rapp | 6 | 2 | 4 | 0-0 | 0-0 | 1 | 0 | 0 |
| D. Fowler | 5 | 4 | 1 | 0-0 | 0-0 | 0 | 0 | 0 |
| B. Hager | 4 | 3 | 1 | 0-0 | 0-0 | 0 | 0 | 0 |
| C. Matthews | 3 | 3 | 0 | 1-5 | 0-0 | 0 | 1 | 0 |
| M. Brockers | 3 | 1 | 2 | 1-11 | 0-0 | 0 | 0 | 0 |

| PLAYER | T | S | A | S-YDS | I-YDS | PD | FF | FR |
|---|---|---|---|---|---|---|---|---|
| A. Talib | 2 | 0 | 2 | 0-0 | 0-0 | 0 | 0 | 0 |
| A. Donald | 1 | 1 | 0 | 0-0 | 0-0 | 0 | 0 | 0 |
| S. Joseph | 1 | 1 | 0 | 0-0 | 0-0 | 0 | 0 | 0 |
| S. Ebukam | 1 | 1 | 0 | 0-0 | 0-0 | 0 | 0 | 0 |
| T. Smart | 1 | 0 | 1 | 0-0 | 0-0 | 0 | 0 | 0 |
| M. Peters | 0 | 0 | 0 | 0-0 | 0-0 | 1 | 0 | 0 |
| N. Scott | 0 | 0 | 0 | 0-0 | 0-0 | 0 | 0 | 0 |
| T. Howard | 0 | 0 | 0 | 0-0 | 0-0 | 0 | 0 | 0 |
| **Totals** | **54** | **34** | **20** | **2-16** | **1-0** | **7** | **1** | **0** |

# 3 LOS ANGELES 20, CLEVELAND 13

## September 22, 2019 - First Energy Stadium - Cleveland, Ohio

### Weather: 83 degrees, mostly clear - Attendance 67,895 - Time 3:04

The Los Angeles Rams continued their unbeaten streak when they defeated the Cleveland Browns, 20-13. After a slow start, the Rams got on the board with a 51-yard, 11-play scoring drive finished off by a 53-yard field goal by Rams K Greg Zuerlein for an early 3-0 lead with 4:06 left in the first quarter. The Browns responded with a drive that ended with a 23-yard field goal by Browns K Austin Seibert to tie it 3-3 with 11:41 left in the second quarter. On LA's ensuing possession, a 38-yard punt from Rams P Johnny Hekker pinned Cleveland on its own 6-yard line, and the Browns went three-and-out unable to escape from deep into their own territory. It was an early win for the Rams defense as they stopped the Browns at the L.A. 5-yard line as they were forced to punt. A 48-yard missed field goal attempt by Zuerlein set up the Browns at midfield late in the second quarter, but they were unable to capitalize because of a false start penalty and a timely pass breakup by Rams CB Nickell Robey-Coleman. With 18 seconds left in the first half, Browns DE Myles Garrett managed to strip the ball loose from Rams QB Jared Goff. The fumble was picked up on the run by Browns LB Joe Schobert, who returned it to the L.A. 17-yard line. While Cleveland couldn't find the endzone, the takeaway was enough to set up a 35-yard field goal by Seibert with four seconds left and a 6-3 halftime lead. It was the first time since Week 16 of 2018 that Los Angeles trailed in a game. Los Angeles opened the second half with a statement drive, finished off by an 11-yard touchdown pass from to Rams WR Cooper Kupp. It was Kupp's first touchdown since coming back from injury. Browns RB Nick Chubb showed up for the Browns, accounting for 65 of the Browns' 75 yards on the next drive. This ended with a 2-yard touchdown pass from Browns QB Baker Mayfield to TE Demetrius Harris for a 13-10 Cleveland lead with 4:40 left in the third quarter. Looking to regain the lead, Goff was intercepted by Browns DB T.J. Carrie at the Cleveland 49-yard line. The Rams defense forced Cleveland to punt with 2:05 left in the third quarter. Starting off the fourth quarter, Rams WR Robert Woods recorded a 17-yard carry on a double reverse that set up the Rams' second touchdown of the night in which Kupp darted across the goal line for a wide-open touchdown to give the Rams a lead of 17-13. This was Kupp's second career multi-touchdown game and he finished the night with career high 11 receptions, besting his previous single-game high of nine catches. With 9:19 left in the game, the Browns faced a fourth-and-9 from the Rams 40-yard line. Rams S Eric Weddle stopped Chubb on a 2-yard carry, giving the Rams possession. Assisted by a 15-yard unnecessary roughness penalty against Cleveland S Jermaine Whitehead, LA capitalized on the field position with a 37-yard field goal by Zuerlein to extend their lead to 20-13 with 6:40 left in regulation. A 13-yard penalty on the ensuing kickoff return by the Browns took them to the 20, but an illegal block in the back call forced them to start that drive from their own 10. Rams DT Aaron Donald got his first sack of the season on the series' first snap, resulting in a 7-yard loss. Rams LB Clay Matthews came in strong as he forced a fourth down with his third sack of the night, this was his first multi-sack game of his career since 2017. Looking deep left for Woods on the ensuing drive, Goff was intercepted by Burris. Cleveland got all the way down to the Los Angeles 4-yard line with 33 seconds left when Rams S John Johnson III stepped in front of a Mayfield's pass intended for Browns WR Damion Ratley to clinch the victory for L.A. The interception in the endzone secured a 20-13 Rams win over the Browns. The Rams have now defeated Cleveland in three consecutive meetings, giving the Rams a 13-11 edge in their all-time series. Los Angeles remains a perfect 9-0 in regular season games against AFC opponents under Head Coach Sean McVay. Since McVay took over as head coach, the Rams have generated a 15-3 record in regular season games on the road.

## STARTING LINEUPS

### LOS ANGELES RAMS

| | | | | | |
|---|---|---|---|---|---|
| WR | 18 | C. Kupp | DE | 90 | M. Brockers |
| TE | 81 | G. Everett | NT | 69 | S. Joseph |
| LT | 77 | A. Whitworth | DT | 99 | A. Donald |
| LG | 70 | J. Noteboom | WILL | 56 | D. Fowler |
| C | 55 | Br. Allen | OLB | 52 | C. Matthews |
| RG | 64 | J. Demby | ILB | 58 | C. Littleton |
| RT | 79 | R. Havenstein | ILB | 54 | B. Hager |
| WR | 12 | B. Cooks | LCB | 22 | M. Peters |
| WR | 17 | R. Woods | RCB | 21 | A. Talib |
| QB | 16 | J. Goff | SS | 43 | J. Johnson |
| HB | 30 | T. Gurley II | FS | 32 | E. Weddle |

### CLEVELAND BROWNS

| | | | | | |
|---|---|---|---|---|---|
| WR | 80 | J. Landry | DE | 95 | M. Garrett |
| LT | 78 | G. Robinson | DT | 65 | L. Ogunjobi |
| LG | 75 | J. Bitonio | DT | 98 | S. Richardson |
| C | 64 | J. Tretter | DE | 54 | O. Vernon |
| RG | 72 | E. Kush | MIKE | 53 | J. Schobert |
| RT | 67 | J. McCray | WILL | 51 | M. Wilson |
| TE | 86 | P. Brown | CB | 38 | T. Carrie |
| WR | 13 | O. Beckham | CB | 39 | T. Mitchell |
| QB | 6 | B. Mayfield | S | 35 | J. Whitehead |
| RB | 24 | N. Chubb | S | 22 | E. Murray |
| TE | 88 | D. Harris | DB | 31 | J. Burris |

**LOS ANGELES SUBSTITUTIONS:** K 4 G.Zuerlein, P 6 J.Hekker, WR 19 J.Natson, CB 20 T.Hill, CB 23 N.Robey, S 24 T.Rapp, S 26 M.Christian, DB 31 D.Williams, S 33 N.Scott, RB 34 M.Brown, LS 44 J.McQuaide, LB 48 T.Howard, OLB 50 S.Ebukam, LB 51 T.Reeder, LB 57 N.Patrick, C 65 C.Shelton, T 73 D.Edwards, TE 82 J.Mundt, WR 83 J.Reynolds, WR 88 M.Thomas, DT 92 T.Smart, DE 97 M.Fox
**LOS ANGELES INACTIVES:** WR 14 N.Webster, CB 25 D.Long, OLB 45 O.Okoronkwo, OL 66 A.Blythe, T 71 B.Evans, TE 89 T.Higbee, DT 91 G.Gaines
**LOS ANGELES DID NOT PLAY:** QB 5 B.Bortles, RB 27 D.Henderson

## STARTING LINEUPS

| | | 1 | 2 | 3 | 4 | OT | TOTAL | FIELD GOALS |
|---|---|---|---|---|---|---|---|---|
| **VISITOR** | Los Angeles Rams | 3 | 0 | 7 | 10 | - | 20 | (53) 48WR (37) |
| **HOME** | Cleveland Browns | 0 | 6 | 7 | 0 | - | 13 | (23) (35) |

| TEAM | Qtr | Clock Time | Play (Extra Point) (Drive Info) | Visitor | Home |
|---|---|---|---|---|---|
| Rams | 1 | 4:06 | G.Zuerlein 53 yd. Field Goal (11-51, 4:58) | 3 | 0 |
| Browns | 2 | 11:41 | A.Seibert 23 yd. Field Goal (13-70, 7:25) | 3 | 3 |
| Browns | 2 | 0:00 | A.Seibert 35 yd. Field Goal (4-0, 0:18) | 3 | 6 |
| Rams | 3 | 10:40 | C.Kupp 11 yd. pass from J.Goff (G.Zuerlein kick) (10-75, 4:20) | 10 | 6 |
| Browns | 3 | 4:37 | D.Harris 2 yd. pass from B.Mayfield (A.Seibert kick) (11-75, 6:03) | 10 | 13 |
| Rams | 4 | 12:48 | C.Kupp 6 yd. pass from J.Goff (G.Zuerlein kick) (8-72, 4:12) | 17 | 13 |
| Rams | 4 | 6:37 | G.Zuerlein 37 yd. Field Goal (9-43, 2:37) | 20 | 13 |

## FINAL TEAM STATISTICS

| | RAMS | BROWNS |
|---|---|---|
| **TOTAL FIRST DOWNS** | **20** | **18** |
| By Rushing | 3 | 4 |
| By Passing | 16 | 11 |
| By Penalty | 1 | 3 |
| **THIRD DOWN EFFICIENCY** | **6-14-43%** | **6-16-38%** |
| **FOURTH DOWN EFFICIENCY** | **0-0-0%** | **0-2-0%** |
| **TOTAL NET YARDS** | **345** | **270** |
| Total Offensive Plays | 64 | 63 |
| Average gain per offensive play | 5.4 | 4.3 |
| **NET YARDS RUSHING** | **90** | **95** |
| Total Rushing Plays | 24 | 24 |
| Average gain per rushing play | 3.8 | 4.0 |
| Tackles for a loss-number and yards | 2-6 | 1-2 |
| **NET YARDS PASSING** | **255** | **175** |
| Times thrown - yards lost attempting to pass | 2-14 | 3-20 |
| Gross yards passing | 269 | 195 |
| **PASS ATTEMPTS-COMP-HAD INT** | **38-24-2** | **36-18-1** |
| Avg gain per pass play | 6.4 | 4.5 |
| **KICKOFFS Number-In End Zone-TBs** | **5-4-4** | **3-3-3** |
| **PUNTS Number and Average** | **2-39.5** | **6-40.0** |
| Had Blocked | 0 | 0 |

| | RAMS | BROWNS |
|---|---|---|
| **FGs - PATs Had Blocked** | **0-0** | **0-0** |
| Net Punting Average | 39.5 | 40.0 |
| **TOTAL RETURN YARDAGE (W/O KOR)** | **0** | **15** |
| No. and Yards Punt Returns | 2-0 | 0-0 |
| No. and Yards Kickoff Returns | 0-0 | 1-12 |
| No. and Yards Interception Returns | 1-0 | 2-15 |
| **PENALTIES Number and Yards** | **7-50** | **8-60** |
| **FUMBLES Number and Lost** | **1-1** | **1-0** |
| **TOUCHDOWNS** | **2** | **1** |
| Rushing | 0 | 0 |
| Passing | 2 | 1 |
| **EXTRA POINTS Made-Attempts** | **2-2** | **1-1** |
| Kicking Made-Attempts | 2-2 | 1-1 |
| **FIELD GOALS Made-Attempts** | **2-3** | **2-2** |
| **RED ZONE EFFICIENCY** | **2-3-67%** | **1-4-25%** |
| **GOAL TO GO EFFICIENCY** | **2-2-100%** | **1-3-33%** |
| **SAFETIES** | **0** | **0** |
| **FINAL SCORE** | **20** | **13** |
| **TIME OF POSSESSION** | **28:23** | **31:37** |

## FINAL INDIVIDUAL STATISTICS

**LOS ANGELES RAMS**

| RUSHING | ATT | YDS | AVG | LG | TD |
|---|---|---|---|---|---|
| T. Gurley II | 14 | 43 | 3.1 | 9 | 0 |
| R. Woods | 2 | 18 | 9.0 | 17 | 0 |
| J. Goff | 4 | 14 | 3.5 | 8 | 0 |
| B. Cooks | 1 | 8 | 8.0 | 8 | 0 |
| M. Brown | 3 | 7 | 2.3 | 4 | 0 |
| **Total** | **24** | **90** | **3.8** | **17** | **0** |

| PASSING | ATT | CMP | YDS | SK/YD | TD | LG | IN | RT. |
|---|---|---|---|---|---|---|---|---|
| J. Goff | 38 | 24 | 269 | 2/14 | 2 | 23 | 2 | 79.8 |
| **Total** | **38** | **24** | **269** | **2/14** | **2** | **23** | **2** | **79.8** |

| RECEIVING | NO | YDS | AVG | LG | TD |
|---|---|---|---|---|---|
| C. Kupp | 12 | 102 | 9.3 | 22 | 2 |
| B. Cooks | 12 | 112 | 14.0 | 23 | 0 |
| R. Woods | 8 | 40 | 13.3 | 18 | 0 |
| G. Everett | 2 | 15 | 7.5 | 11 | 0 |
| J. Reynolds | 2 | 0 | 0.0 | 0 | 0 |
| M. Brown | 1 | 0 | 0.0 | 0 | 0 |
| T. Gurley II | 1 | 0 | 0.0 | 0 | 0 |
| **Total** | **38** | **269** | **11.2** | **23** | **2** |

| INTERCEPTIONS | NO | YDS | AVG | LG | TD |
|---|---|---|---|---|---|
| J. Johnson | 1 | 0 | 0.0 | 0 | 0 |
| **Total** | **1** | **0** | **0.0** | **0** | **0** |

| PUNTING | NO | YDS | AVG | NET | TB/I20 | LG |
|---|---|---|---|---|---|---|
| J. Hekker | 2 | 79 | 39.5 | 39.5 | 0/1 | 41 |
| **Total** | **2** | **79** | **39.5** | **39.5** | **0/1** | **41** |

| PUNT RETURNS | NO | YDS | AVG | FC | LG | TD |
|---|---|---|---|---|---|---|
| J. Natson | 2 | 0 | 0.0 | 1 | 0 | 0 |
| [DOWNED] | 1 | 0 | 0.0 | 0 | 0 | 0 |
| [OUT OF BOUNDS] | 2 | 0 | 0.0 | 0 | 0 | 0 |
| **Total** | **2** | **0** | **0.0** | **1** | **0** | **0** |

| KICKOFF RETURNS | NO | YDS | AVG | FC | LG | TD |
|---|---|---|---|---|---|---|
| [TOUCHBACK] | 3 | 0 | 0.0 | 0 | 0 | 0 |
| **Total** | **0** | **0** | **0.0** | **0** | **0** | **0** |

**CLEVELAND BROWNS**

| RUSHING | ATT | YDS | AVG | LG | TD |
|---|---|---|---|---|---|
| N. Chubb | 23 | 96 | 4.2 | 13 | 0 |
| B. Mayfield | 1 | -1 | -1.0 | -1 | 0 |
| **Total** | **24** | **95** | **4.0** | **13** | **0** |

| PASSING | ATT | CMP | YDS | SK/YD | TD | LG | IN | RT. |
|---|---|---|---|---|---|---|---|---|
| B. Mayfield | 36 | 18 | 195 | 3/20 | 1 | 30 | 1 | 64.0 |
| **Total** | **36** | **18** | **195** | **3/20** | **1** | **30** | **1** | **64.0** |

| RECEIVING | NO | YDS | AVG | LG | TD |
|---|---|---|---|---|---|
| O. Beckham | 9 | 56 | 9.3 | 19 | 0 |
| N. Chubb | 7 | 35 | 8.8 | 30 | 0 |
| J. Landry | 9 | 62 | 20.7 | 27 | 0 |
| D. Ratley | 5 | 26 | 8.7 | 16 | 0 |
| R. Seals-Jones | 2 | 14 | 14.0 | 14 | 0 |
| D. Harris | 2 | 2 | 2.0 | 2 | 1 |
| **Total** | **34** | **195** | **10.8** | **30** | **1** |

| INTERCEPTIONS | NO | YDS | AVG | LG | TD |
|---|---|---|---|---|---|
| J. Burris | 1 | 15 | 15.0 | 15 | 0 |
| T. Carrie | 1 | 0 | 0.0 | 0 | 0 |
| **Total** | **2** | **15** | **7.5** | **15** | **0** |

| PUNTING | NO | YDS | AVG | NET | TB/I20 | LG |
|---|---|---|---|---|---|---|
| J. Gillan | 6 | 240 | 40.0 | 40.0 | 0/3 | 55 |
| **Total** | **6** | **240** | **40.0** | **40.0** | **0/3** | **55** |

| PUNT RETURNS | NO | YDS | AVG | FC | LG | TD |
|---|---|---|---|---|---|---|
| J. Landry | 0 | 0 | 0.0 | 1 | 0 | 0 |
| [DOWNED] | 1 | 0 | 0.0 | 0 | 0 | 0 |
| **Total** | **0** | **0** | **0.0** | **1** | **0** | **0** |

| KICKOFF RETURNS | NO | YDS | AVG | FC | LG | TD |
|---|---|---|---|---|---|---|
| D. Ratley | 1 | 12 | 12.0 | 0 | 12 | 0 |
| [TOUCHBACK] | 4 | 0 | 0.0 | 0 | 0 | 0 |
| **Total** | **1** | **12** | **12.0** | **0** | **12** | **0** |

## DEFENSIVE STATISTICS (BASED ON GAMEBOOK)

| PLAYER | T | S | A | S-YDS | I-YDS | PD | FF | FR |
|---|---|---|---|---|---|---|---|---|
| J. Johnson | 9 | 2 | 7 | 0-0 | 1-0 | 1 | 0 | 0 |
| M. Brockers | 6 | 4 | 2 | 0-0 | 0-0 | 0 | 0 | 0 |
| E. Weddle | 6 | 3 | 3 | 0-0 | 0-0 | 0 | 0 | 0 |
| A. Talib | 5 | 4 | 1 | 0-0 | 0-0 | 0 | 0 | 0 |
| A. Donald | 4 | 3 | 1 | 1-7 | 0-0 | 0 | 0 | 0 |
| C. Littleton | 4 | 3 | 1 | 0-0 | 0-0 | 2 | 0 | 0 |
| C. Matthews | 3 | 3 | 0 | 2-13 | 0-0 | 1 | 1 | 0 |
| M. Peters | 3 | 3 | 0 | 0-0 | 0-0 | 0 | 0 | 0 |
| D. Fowler | 3 | 2 | 1 | 0-0 | 0-0 | 1 | 0 | 0 |
| S. Ebukam | 3 | 2 | 1 | 0-0 | 0-0 | 1 | 0 | 0 |
| T. Rapp | 3 | 1 | 2 | 0-0 | 0-0 | 1 | 0 | 0 |

| PLAYER | T | S | A | S-YDS | I-YDS | PD | FF | FR |
|---|---|---|---|---|---|---|---|---|
| T. Smart | 3 | 1 | 2 | 0-0 | 0-0 | 0 | 0 | 0 |
| N. Robey | 1 | 1 | 0 | 0-0 | 0-0 | 1 | 0 | 0 |
| S. Joseph | 1 | 0 | 1 | 0-0 | 0-0 | 0 | 0 | 0 |
| B. Hager | 1 | 0 | 1 | 0-0 | 0-0 | 0 | 0 | 0 |
| M. Fox | 1 | 0 | 1 | 0-0 | 0-0 | 0 | 0 | 0 |
| D. WIlliams | 0 | 0 | 0 | 0-0 | 0-0 | 0 | 0 | 0 |
| T. Gurley II | 0 | 0 | 0 | 0-0 | 0-0 | 0 | 0 | 0 |
| B. Cooks | 0 | 0 | 0 | 0-0 | 0-0 | 0 | 0 | 0 |
| C. Kupp | 0 | 0 | 0 | 0-0 | 0-0 | 0 | 0 | 0 |
| **Totals** | **56** | **32** | **24** | **3-20** | **1-0** | **8** | **1** | **0** |

# 4 TAMPA BAY 55, LOS ANGELES 40

## September 29, 2019 - Los Angeles Memorial Coliseum - Los Angeles, Calif.

## Weather: 74 degrees, mostly sunny - Attendance 68,117 - Time 3:39

The Tampa Bay Buccaneers came away with the victory on Sunday, giving the Los Angeles Rams their first loss of the season with a score of 55-40. The Rams won the toss and deferred to the second half, but the opening kickoff went out of bounds. The ensuing penalty set up Tampa Bay at their own 40, and they were able to capitalize on the condensed field position with a 3-yard touchdown run by Buccaneers RB Peyton Barber for an early 7-0 lead. On the Rams' next defensive drive and 3:33 left in the first quarter, Rams DL Sebastian Joseph-Day made a diving sack on Buccaneers QB Jameis Winston, picking up his first sack of his career. Less than one minute after, Rams LB Clay Matthews sacked Winston at L.A.'s 46-yard line for -6 yards. Matthews reached the 600-tackle plateau, becoming the 25th active player in the NFL to accomplish the feat. Matthews joined S Eric Weddle as the only active Rams to record 600 tackles in their career. On the first drive of the second quarter, Goff got hit by Buccaneers LB Shaquil Barrett as he threw the ball and was intercepted by Buccaneers S Jordan Whitehead. Whitehead's return, plus a 15-yard unnecessary roughness penalty, set up the Bucs at midfield. The takeaway helped Tampa Bay extend its lead to 14-0 with 9:57 left in the second quarter, as QB Jameis Winston found WR Chris Godwin for a 3-yard touchdown on the ensuing drive – set up in part by a 30-yard catch-and-run by Godwin. The Bucs collected their second takeaway on the Rams' next offensive drive, with LB Lavonte David intercepting Goff and returning it to the Rams 9-yard line. Winston threw a second touchdown pass to Godwin to extend its lead to 21-0 with 8:28 left in the first half. Los Angeles responded with an 8-play, 75-yard drive that ended with Rams RB Todd Gurley II bulldozing through Buccaneers defenders for a 13-yard touchdown run with 5:34 left in the second quarter, cutting its deficit to 21-7. A fair catch interference penalty on Tamppa ay's ensuing punt, put the Rams at midfield. Goff was quick to respond by with a 37-yard completion to Woods on the first play of the drive. With the catch, Woods passed former WR Del Shofner (No. 20, 2,155 yds) and moved into the top-20 of L.A.'s all-time receiving yards list. Woods also moved into the top-25 of L.A.'s all-time receptions list, passing Pete Holohan (159). Assisted further by a 5-yard roughing the passer penalty against Buccaneers DE Carl Nassib, the Rams cut further into the Bucs' lead with a 5-yard touchdown pass from Goff to Rams TE Gerald Everett for a 21-14 deficit with 2:50 left in the first half. The Bucs responded, extending their lead to 28-14 on a 6-yard touchdown run by Buccaneers RB Ronald Jones II with 47 seconds left in the first half. Prior to the close of the half, Zuerlein converted a 58-yard field goal. The kick was Zuerlein's longest since Week 9 of the 2015 season (61-yard FG) and the third-longest field goal of his career. Zuerlein opened the scoring in the second half with a 44-yard field goal, giving him 792 career points scored – hich is second-most in team history. He passed former K Mike Lansford (789) and tailed 10 points in the game. He now only trails K Jeff Wilkins who totaled 1,223 points in his career. Tampa extended their lead to 31-20 with a 58-yard field goal by Buccaneers K Matt Gay with 4:38 left in the third quarter. Seeking to convert on fourth-and-2 near midfield, Bucs LB Shaq Barrett picked off Goff's throw that was intended for Rams RB Malcolm Brown. On the next series, Tampa Bay extended their lead to 38-20 on the same drive with a 13-yard touchdown pass from Winston to Buccaneers TE Cameron Brate. The Rams moved quickly to respond, mounting an 8-play, 75-yard drive that lasted two and a half minutes and finished with a 5-yard touchdown run by Gurley. With two rushing touchdowns, Gurley tailed his first multi-touchdown game of the season. It was the 14th time Gurley rushed for multiple scores in a game. Gurley's second rushing score cut the deficit to 38-27 with 12:31 left. Tampa Bay countered with a 67-yard strike from Winston to WR Mike Evans to extend their lead to 45-27 with 11:35 left. The Rams answered as Goff threw a pass to Cooper Kupp and he dodged host of Buccaneers defenders en route to 29-yard touchdown to trim their deficit to 11 with 9:12 left. With 8:25 left in the fourth quarter, Rams CB Marcus Peters picked a 32-yard interception from Winston and ran it in for a touchdown. This marked Peters' first interception of the season and it was the fourth time Peters returned an interception for a touchdown in his career. The Bucs added a 21-yard field goal by Gay to extend their lead to eight. With the score at 48-40 with 2:35 left, Los Angeles began what would be their final drive of the game. Upon reaching their own 40-yard line, Goff was stripped of the ball by Barrett and Bucs DT Ndakumong Suh picked up the fumble and returned it 37 yards for a touchdown to seal the Tampa Bay victory. Despite the loss, the Rams' offense reached notable milestones. Goff's 517 passing yards were a career high for the former No. 1 overall pick. It was just the third time in franchise history that a Rams QB passed for more than 500 yards in a game. And for the second-consecutive game, the Rams had two receivers with over 100 yards through the air as WR Robert Woods led the way with 164 yards and Kupp tallied 121 yards. Against Tampa Bay, the Rams continue to lead their all-time series 16-9-0.

## STARTING LINEUPS

### TAMPA BAY BUCCANEERS

| | | | | | |
|---|---|---|---|---|---|
| WR | 13 | M. Evans | DL | 93 | N. Suh |
| TE | 82 | A. Auclair | NT | 50 | V. Vea |
| LT | 76 | D. Smith | DL | 92 | W. Gholston |
| LG | 74 | A. Marpet | OLB | 94 | C. Nassib |
| C | 66 | R. Jensen | ILB | 98 | A. Nelson |
| RG | 65 | A. Cappa | ILB | 54 | L. David |
| RT | 69 | D. Dotson | OLB | 58 | S. Barrett |
| TE | 80 | O. Howard | CB | 33 | C. Davis |
| WR | 12 | C. Godwin | CB | 28 | V. Hargeaves |
| QB | 3 | J. Winston | S | 34 | M. Edwards |
| RB | 25 | P. Barber | S | 31 | J. Whitehead |

### LOS ANGELES RAMS

| | | | | | |
|---|---|---|---|---|---|
| WR | 18 | C. Kupp | DE | 90 | M. Brockers |
| TE | 89 | T. Higbee | NT | 69 | S. Joseph |
| LT | 77 | A. Whitworth | DT | 99 | A. Donald |
| LG | 70 | J. Noteboom | WILL | 56 | D. Fowler |
| C | 55 | Br. Allen | OLB | 52 | C. Matthews |
| RG | 66 | A. Blythe | ILB | 58 | C. Littleton |
| RT | 79 | R. Havenstein | ILB | 54 | B. Hager |
| WR | 12 | B. Cooks | LCB | 22 | M. Peters |
| WR | 17 | R. Woods | RCB | 21 | A. Talib |
| QB | 16 | J. Goff | SS | 43 | J. Johnson |
| HB | 30 | T. Gurley | FS | 32 | E. Weddle |

**LOS ANGELES SUBSTITUTIONS:** K 4 G.Zuerlein, P 6 J.Hekker, WR 19 J.Natson, CB 20 T.Hill, CB 23 N.Robey, S 24 T.Rapp, S 26 M.Christian, RB 27 D.Henderson, DB 31 D.Williams, S 33 N.Scott, RB 34 M.Brown, LS 44 J.McQuaide, LB 48 T.Howard, OLB 50 S.Ebukam, LB 51 T.Reeder, LB 57 N.Patrick, OL 64 J.Demby, T 73 D.Edwards, TE 81 G.Everett, WR 83 J.Reynolds, WR 88 M.Thomas, DT 92 T.Smart, DE 97 M.Fox

**LOS ANGELES INACTIVES:** WR 14 N.Webster, CB 25 D.Long, OLB 45 O.Okoronkwo, C 65 C.Shelton, T 71 B.Evans, TE 82 J.Mundt, DT 91 G.Gaines

**LOS ANGELES DID NOT PLAY:** QB 5 B.Bortles

## SCORING SUMMARY

| | | 1 | 2 | 3 | 4 | OT | TOTAL | FIELD GOALS |
|---|---|---|---|---|---|---|---|---|
| **VISITOR** | Tampa Bay Buccaneers | 7 | 21 | 3 | 24 | - | 55 | (34) (52) (42) |
| **HOME** | Los Angeles Rams | 0 | 17 | 3 | 20 | - | 40 | (24) (22) |

| TEAM | Qtr | Clock Time | Play (Extra Point) (Drive Info) | Visitor | Home |
|---|---|---|---|---|---|
| Buccaneers | 1 | 10:53 | P.Barber 3 yd. run (M.Gay kick) (8-60, 4:07) | 7 | 0 |
| Buccaneers | 2 | 9:57 | C.Godwin 3 yd. pass from J.Winston (M.Gay kick) (7-50, 3:27) | 14 | 0 |
| Buccaneers | 2 | 8:28 | C.Godwin 9 yd. pass from J.Winston (M.Gay kick) (1-9, 0:07) | 21 | 0 |
| Rams | 2 | 5:34 | T.Gurley 13 yd. run (G.Zuerlein kick) (8-75, 2:54) | 21 | 7 |
| Rams | 2 | 2:50 | G.Everett 5 yd. pass from J.Goff (G.Zuerlein kick) (4-50, 1:12) | 21 | 14 |
| Buccaneers | 2 | 0:47 | R.Jones 5 yd. run (M.Gay kick) (11-75, 2:03) | 28 | 14 |
| Rams | 2 | 0:02 | G.Zuerlein 58 yd. Field Goal (6-35, 0:45) | 28 | 17 |
| Rams | 3 | 9:03 | G.Zuerlein 44 yd. Field Goal (14-49, 5:57) | 28 | 20 |
| Buccaneers | 3 | 4:33 | M.Gay 58 yd. Field Goal (10-35, 4:30) | 31 | 20 |
| Buccaneers | 4 | 14:55 | C.Brate 13 yd. pass from J.Winston (M.Gay kick) (6-53, 2:54) | 38 | 20 |
| Rams | 4 | 12:31 | T.Gurley 5 yd. run (G.Zuerlein kick) (8-75, 2:24) | 38 | 27 |
| Buccaneers | 4 | 11:35 | M.Evans 67 yd. pass from J.Winston (M.Gay kick) (2-72, 0:56) | 45 | 27 |
| Rams | 4 | 9:12 | C.Kupp 29 yd. pass from J.Goff (G.Zuerlein kick) (8-75, 2:23) | 45 | 34 |
| Rams | 4 | 8:11 | M.Peters 32 yd. interception return (pass failed) | 45 | 40 |
| Buccaneers | 4 | 2:35 | M.Gay 21 yd. Field Goal (11-72, 5:36) | 48 | 40 |
| Buccaneers | 4 | 1:06 | N.Suh 37 yd. fumble return (M.Gay kick) | 55 | 40 |

# FINAL TEAM STATISTICS

| | BUCCANEERS | RAMS |
|---|---|---|
| **TOTAL FIRST DOWNS** | **27** | **36** |
| By Rushing | 3 | 3 |
| By Passing | 22 | 27 |
| By Penalty | 2 | 6 |
| **THIRD DOWN EFFICIENCY** | **8-13-62%** | **4-11-36%** |
| **FOURTH DOWN EFFICIENCY** | **0-0-0%** | **0-1-0%** |
| **TOTAL NET YARDS** | **464** | **518** |
| Total Offensive Plays | 73 | 81 |
| Average gain per offensive play | 6.4 | 6.4 |
| **NET YARDS RUSHING** | **88** | **28** |
| Total Rushing Plays | 30 | 11 |
| Average gain per rushing play | 2.9 | 2.5 |
| Tackles for a loss-number and yards | 5-8 | 4-7 |
| **NET YARDS PASSING** | **376** | **490** |
| Times thrown - yards lost attempting to pass | 2-9 | 2-27 |
| Gross yards passing | 385 | 517 |
| **PASS ATTEMPTS-COMP-HAD INT** | **41-28-1** | **68-45-3** |
| Avg gain per pass play | 8.7 | 7.0 |
| **KICKOFFS Number-In End Zone-TBs** | **10-10-9** | **8-6-5** |
| **PUNTS Number and Average** | **2-44.0** | **1-41.0** |
| Had Blocked | 0 | 0 |

| | BUCCANEERS | RAMS |
|---|---|---|
| **FGs - PATs Had Blocked** | **0-0** | **0-0** |
| Net Punting Average | 34.0 | 41.0 |
| **TOTAL RETURN YARDAGE (W/O KOR)** | **41** | **32** |
| No. and Yards Punt Returns | 0-0 | 0-0 |
| No. and Yards Kickoff Returns | 2-34 | 1-22 |
| No. and Yards Interception Returns | 3-41 | 1-32 |
| **PENALTIES Number and Yards** | **12-99** | **13-106** |
| **FUMBLES Number and Lost** | **0-0** | **1-1** |
| **TOUCHDOWNS** | **7** | **5** |
| Rushing | 2 | 2 |
| Passing | 4 | 2 |
| Interceptions | 0 | 1 |
| Fumbles | 1 | 0 |
| **EXTRA POINTS Made-Attempts** | **7-7** | **4-5** |
| Kicking Made-Attempts | 7-7 | 4-4 |
| **FIELD GOALS Made-Attempts** | **2-2** | **2-2** |
| **RED ZONE EFFICIENCY** | **5-6-83%** | **3-4-75%** |
| **GOAL TO GO EFFICIENCY** | **3-4-75%** | **2-2-100%** |
| **SAFETIES** | **0** | **0** |
| **FINAL SCORE** | **55** | **40** |
| **TIME OF POSSESSION** | **32:36** | **27:24** |

# FINAL INDIVIDUAL STATISTICS

## TAMPA BAY BUCCANEERS

| RUSHING | ATT | YDS | AVG | LG | TD |
|---|---|---|---|---|---|
| R. Jones | 19 | 70 | 3.7 | 12 | 1 |
| P. Barber | 9 | 19 | 2.1 | 7 | 1 |
| D. Ogunbowale | 1 | 0 | 0.0 | 0 | 0 |
| J. Winston | 1 | -1 | -1.0 | -1 | 0 |
| **Total** | **30** | **88** | **2.9** | **24** | **2** |

| PASSING | ATT | CMP | YDS | SK/YD | TD | LG | IN | RT. |
|---|---|---|---|---|---|---|---|---|
| J. Winston | 41 | 28 | 385 | 2/9 | 4 | 67 | 1 | 120.5 |
| **Total** | **41** | **28** | **385** | **2/9** | **4** | **67** | **1** | **120.5** |

| RECEIVING | NO | YDS | AVG | LG | TD |
|---|---|---|---|---|---|
| C. Godwin | 12 | 172 | 14.3 | 30 | 2 |
| M. Evans | 4 | 89 | 22.3 | 67 | 1 |
| C. Brate | 3 | 36 | 12.0 | 13 | 1 |
| O. Howard | 3 | 33 | 11.0 | 14 | 0 |
| D. Ogunbowale | 3 | 16 | 5.3 | 7 | 0 |
| B. Wilson | 1 | 14 | 14.0 | 14 | 0 |
| J. Watson | 1 | 13 | 13.0 | 13 | 0 |
| R. Jones | 1 | 12 | 12.0 | 12 | 0 |
| B. Perriman | 0 | 0 | 0.0 | 0 | 0 |
| P. Barber | 0 | 0 | 0.0 | 0 | 0 |
| S. Miller | 0 | 0 | 0.0 | 0 | 0 |
| **Total** | **40** | **385** | **13.8** | **28** | **4** |

| INTERCEPTIONS | NO | YDS | AVG | LG | TD |
|---|---|---|---|---|---|
| L. David | 1 | 26 | 26.0 | 26 | 0 |
| J. Whitehead | 1 | 11 | 11.0 | 11 | 0 |
| S. Barrett | 1 | 4 | 4.0 | 4 | 0 |
| **Total** | **3** | **41** | **13.7** | **26** | **0** |

| PUNTING | NO | YDS | AVG | NET | TB/I20 | LG |
|---|---|---|---|---|---|---|
| B. Pinion | 2 | 88 | 44.0 | 40.4 | 0/3 | 55 |
| **Total** | **2** | **88** | **44.0** | **40.4** | **0/3** | **55** |

| PUNT RETURNS | NO | YDS | AVG | FC | LG | TD |
|---|---|---|---|---|---|---|
| [DOWNED] | 1 | 0 | 0.0 | 0 | 0 | 0 |
| **Total** | **0** | **0** | **0.0** | **0** | **0** | **0** |

| KICKOFF RETURNS | NO | YDS | AVG | FC | LG | TD |
|---|---|---|---|---|---|---|
| T. Logan | 2 | 34 | 17.0 | 0 | 21 | 0 |
| [OUT OF BOUNDS] | 1 | 0 | 0.0 | 0 | 0 | 0 |
| [TOUCHBACK] | 5 | 0 | 0.0 | 0 | 0 | 0 |
| **Total** | **2** | **34** | **17.0** | **0** | **21** | **0** |

## LOS ANGELES RAMS

| RUSHING | ATT | YDS | AVG | LG | TD |
|---|---|---|---|---|---|
| T. Gurley | 5 | 16 | 3.2 | 13 | 2 |
| M. Brown | 5 | 14 | 2.8 | 6 | 0 |
| C. Kupp | 1 | -2 | -2.0 | -2 | 0 |
| **Total** | **11** | **28** | **2.5** | **13** | **2** |

| PASSING | ATT | CMP | YDS | SK/YD | TD | LG | IN | RT. |
|---|---|---|---|---|---|---|---|---|
| J. Goff | 68 | 45 | 517 | 2/27 | 2 | 37 | 3 | 80.3 |
| **Total** | **68** | **45** | **517** | **2/27** | **2** | **37** | **3** | **80.3** |

| RECEIVING | NO | YDS | AVG | LG | TD |
|---|---|---|---|---|---|
| R. Woods | 13 | 164 | 12.6 | 37 | 0 |
| C. Kupp | 9 | 121 | 13.4 | 29 | 1 |
| T. Gurley | 7 | 54 | 7.7 | 12 | 0 |
| B. Cooks | 6 | 71 | 11.8 | 23 | 0 |
| G. Everett | 5 | 44 | 8.8 | 15 | 1 |
| T. Higbee | 4 | 41 | 10.3 | 13 | 0 |
| J. Reynolds | 1 | 22 | 22.0 | 22 | 0 |
| M. Brown | 0 | 0 | 0.0 | 0 | 0 |
| **Total** | **45** | **517** | **11.5** | **37** | **2** |

| INTERCEPTIONS | NO | YDS | AVG | LG | TD |
|---|---|---|---|---|---|
| M. Peters | 1 | 32 | 32.0 | 32 | 1 |
| **Total** | **1** | **32** | **32.0** | **32** | **1** |

| PUNTING | NO | YDS | AVG | NET | TB/I20 | LG |
|---|---|---|---|---|---|---|
| J. Hekker | 1 | 41 | 41.0 | 41.0 | 0/1 | 41 |
| **Total** | **1** | **41** | **41.0** | **41.0** | **0/1** | **41** |

| PUNT RETURNS | NO | YDS | AVG | FC | LG | TD |
|---|---|---|---|---|---|---|
| J. Natson | 0 | 0 | 0.0 | 1 | 0 | 0 |
| [TOUCHBACK] | 1 | 0 | 0.0 | 0 | 0 | 0 |
| **Total** | **0** | **0** | **0.0** | **1** | **0** | **0** |

| KICKOFF RETURNS | NO | YDS | AVG | FC | LG | TD |
|---|---|---|---|---|---|---|
| J. Natson | 1 | 22 | 22.0 | 0 | 22 | 0 |
| [TOUCHBACK] | 9 | 0 | 0.0 | 0 | 0 | 0 |
| **Total** | **1** | **22** | **22.0** | **0** | **22** | **0** |

# DEFENSIVE STATISTICS (BASED ON GAMEBOOK)

| PLAYER | T | S | A | S-YDS | I-YDS | PD | FF | FR |
|---|---|---|---|---|---|---|---|---|
| E. Weddle | 15 | 10 | 5 | 0-0 | 0-0 | 2 | 0 | 0 |
| J. Johnson | 11 | 6 | 5 | 0-0 | 0-0 | 0 | 0 | 0 |
| C. Littleton | 8 | 3 | 5 | 1-6 | 0-0 | 0 | 0 | 0 |
| C. Matthews | 5 | 4 | 1 | 0-0 | 0-0 | 0 | 0 | 0 |
| M. Brockers | 4 | 1 | 3 | 0-0 | 0-0 | 1 | 0 | 0 |
| A. Donald | 4 | 1 | 3 | 0-0 | 0-0 | 0 | 0 | 0 |
| D. Fowler | 4 | 1 | 3 | 0-0 | 0-0 | 0 | 0 | 0 |
| S. Joseph | 3 | 3 | 0 | 1-3 | 0-0 | 0 | 0 | 0 |
| N. Robey | 3 | 3 | 0 | 0-0 | 0-0 | 0 | 0 | 0 |
| A. Talib | 3 | 2 | 1 | 0-0 | 0-0 | 0 | 0 | 0 |
| T. Reeder | 3 | 2 | 1 | 0-0 | 0-0 | 0 | 0 | 0 |

| PLAYER | T | S | A | S-YDS | I-YDS | PD | FF | FR |
|---|---|---|---|---|---|---|---|---|
| S. Ebukam | 3 | 1 | 2 | 0-0 | 0-0 | 0 | 0 | 0 |
| T. Rapp | 3 | 1 | 2 | 0-0 | 0-0 | 0 | 0 | 0 |
| B. Hager | 2 | 0 | 2 | 0-0 | 0-0 | 0 | 0 | 0 |
| M. Christian | 1 | 1 | 1 | 0-0 | 0-0 | 0 | 0 | 0 |
| M. Peters | 1 | 0 | 1 | 0-0 | 1-32 | 2 | 0 | 0 |
| T. Hill | 1 | 0 | 1 | 0-0 | 0-0 | 0 | 0 | 0 |
| T. Howard | 2 | 0 | 0 | 0-0 | 0-0 | 0 | 0 | 0 |
| A. Whitworth | 1 | 0 | 1 | 0-0 | 0-0 | 0 | 0 | 0 |
| R. Havenstein | 1 | 0 | 0 | 0-0 | 0-0 | 0 | 0 | 0 |
| R. Woods | 0 | 0 | 1 | 0-0 | 0-0 | 0 | 0 | 0 |
| **Totals** | **78** | **39** | **38** | **2-9** | **1-32** | **5** | **0** | **0** |

# 5 SEATTLE 30, LOS ANGELES 29

## October 3, 2019 - CenturyLink Field - Seattle, Wash.

## Weather: 57 degrees, cloudy - Attendance 68,988 - Time 3:27

Despite a valiant late rally, the Rams fell to the Seattle Seahawks, 30-29 making their record 3-2. Rams RB Todd Gurley II recorded his second-consecutive multi-touchdown game of the season and 15th of his career, finishing with 15 carries for 51 yards and two touchdowns. Rams TE Gerald Everett recorded a career-best in receiving yards with 136 yards on seven receptions. Starting in place of the LB Bryce Hager, rookie LB Troy Reeder paced the Rams' defense with a team-high of 13 total tackles. The Rams defense opened with a huge takeaway early in the start of the game, as Rams CB Nickell Robey-Coleman ripped the ball loose from Seattle WR Jaron Brown and Rams CB Marcus Peters recovered the early fumble to start them at the Seahawks 33-yard line. This was Robey-Coleman's fourth forced fumble in his career. Los Angeles was able to get on the scoreboard first with a 47-yard field goal by K Greg Zuerlein making it 3-0 with 12:29 left in the first quarter. In the McVay era, the Rams have scored the most points off takeaways with 255 points. Zuerlein added a 32-yarder with 4:59 left to extend the Rams' lead to six. The Seahawks responded with a seven-play, 75-yard drive that resulted in a 13-yard touchdown pass from QB Russell Wilson to WR Tyler Lockett for a 7-6 lead with 49 seconds left in the first quarter. With 8:08 left in the second quarter, the Seahawks were set up for another scoring drive as Wilson connected with WR D.K. Metcalf for a 40-yard touchdown pass to extend Seattle's lead. Los Angeles reached the Seahawks' 20-yard line, when the ball was fumbled and recovered by Seahawks DE Jadeveon Clowney at their own 17. With 1:38 left in the first half, Seattle K Jason Myer's 48-yard attempt went wide right, allowing Los Angeles to take over at their own 38. The Rams capitalized on an eight-play, 62-yard drive that ended with Rams QB Jared Goff firing a nine-yard touchdown pass to WR Cooper Kupp between two defenders making the score 14-13 going into halftime. Keyed by big catches from its tight ends, L.A. opened the second half retaking the lead 20-14 as Gurley found an open lane and ran the ball in for an 8-yard touchdown, marking his 50th career rushing touchdown. The Rams' defense was able to stop Seattle's offense on the following possession, which forced a punt by Michael Dickson that pinned Los Angeles at their own 1-yard line. Unable to get out of the difficult spot, the Rams were forced to punt with Johnny Hekker doing so out of his own endzone which eclipsed his 26,000 career gross punt yards. Given prime field position to work with, the Seahawks responded with Wilson finding WR David Moore from 10 yards out giving Seattle a 21-20 lead with 5:45 left in the third quarter. The Rams would counter with a 27-yard run by Rams WR Brandin Cooks and a 32-yard catch by Everett to set up a one-yard touchdown run by Gurley, giving L.A. a 26-21 lead with 3:07 left in the third quarter. After trading touchdowns, the fourth quarter began with the Rams defense holding the Seahawks to a 42-yard field goal by Myers to maintain the Rams' lead of 26-24 with 13:37 left in the game. On the ensuing drive, Goff connected with Cooks for a 29-yard gain hauled in with one hand. This a was his 100th catch as an L.A. Ram. The Rams extended their lead to 29-24 with Zuerlein's successful 36-yard attempt with 9:19 left in the game. Seattle chewed nearly six minutes off the clock on the ensuing drive, with Wilson finding RB Chris Carson from five yards out for his fourth passing touchdown of the night, allowing Seattle to regain the lead. Following the score as Wilson's pass to Metcalf fell incomplete on their 2-point conversion attempt, leaving Seattle with the 30-29 lead with 2:28 left. Facing a third-and-10 from the Rams 36-yard line, Goff's pass intended for Everett was intercepted by Seahawks S Tedric Thompson. The Rams' defense forced Seattle to punt the ball with 1:50 left in the game. The Rams set up Zuerlein with a 44-yard field goal attempt for the win on the following drive with six seconds left, but the kick was wide right giving the Rams a 3-2 record for the season. Despite the loss, the Rams' had a notable game on both offense and defense. With 395 passing yards, Goff bested former Rams QB Same Bradford for the seventh-most passing yards in team history. Goff's 300-yard performance is the 13th of his career. Goff also threw his seventh touchdown of the season to Kupp and the nine-yard touchdown was Kupp's fourth of the season. Kupp finished the night with nine catches, which passed Jared Cook and Cullen Bryant and moved him into the top-35 of L.A.'s all-time receptions leaderboard. He also tallied 117 yards on the night which was his fourth-consecutive 100-yard receiving game and the longest streak of 100-yard receiving games in his career. Defensively, LB Clay Matthews sacked Wilson to record his sixth sack of the season. Matthews has recorded at least 1.0 sacks in five consecutive games since Week 1, good for the longest streak of his career. The Rams have totaled 17.0 sacks, five forced fumbles and two interceptions against the Seahawks since Sean McVay became head coach of the Rams.

## STARTING LINEUPS

### LOS ANGELES RAMS

| | | | | | |
|---|---|---|---|---|---|
| TE | 81 | G. Everett | DE | 90 | M. Brockers |
| TE | 89 | T. Higbee | NT | 69 | S. Joseph |
| LT | 77 | A. Whitworth | DT | 99 | A. Donald |
| LG | 70 | J. Noteboom | DE | 97 | M. Fox |
| C | 55 | Br. Allen | OLB | 52 | C. Matthews |
| RG | 66 | A. Blythe | ILB | 58 | C. Littleton |
| RT | 79 | R. Havenstein | ILB | 51 | T. Reeder |
| WR | 12 | B. Cooks | LCB | 22 | M. Peters |
| WR | 17 | R. Woods | RCB | 21 | A. Talib |
| QB | 16 | J. Goff | OLB | 56 | D. Fowler |
| HB | 30 | T. Gurley | FS | 32 | E. Weddle |

### SEATTLE SEAHAWKS

| | | | | | |
|---|---|---|---|---|---|
| TE | 82 | L. Wilson | DE | 90 | J. Clowney |
| LT | 76 | D. Brown | DT | 72 | A. Woods |
| LG | 70 | M. Iupati | NT | 97 | P. Ford |
| C | 68 | J. Britt | LEO | 94 | E. Ansah |
| RG | 78 | D. Fluker | SLB | 56 | M. Kendricks |
| RT | 65 | G. Ifedi | MLB | 54 | B. Wagner |
| TE | 88 | W. Dissly | WLB | 50 | K. Wright |
| WR | 16 | T. Lockett | LCB | 26 | Sq. Griffin |
| QB | 3 | R. Wilson | RCB | 21 | T. Flowers |
| T | 74 | G. Fant | SS | 30 | B. McDougald |
| RB | 32 | C. Carson | FS | 33 | T. Thompson |

**LOS ANGELES SUBSTITUTIONS:** K 4 G.Zuerlein, P 6 J.Hekker, WR 18 C.Kupp, WR 19 J.Natson, CB 20 T.Hill, CB 23 N.Robey, S 26 M.Christian, RB 27 D.Henderson, DB 31 D.Williams, S 33 N.Scott, RB 34 M.Brown, S 43 J.Johnson, LS 44 J.McQuaide, LB 48 T.Howard, OLB 50 S.Ebukam, LB 57 N.Patrick, OL 64 J.Demby, T 73 D.Edwards, TE 82 J.Mundt, WR 83 J.Reynolds, WR 88 M.Thomas, DT 91 G.Gaines, DT 92 T.Smart

**LOS ANGELES INACTIVES:** WR 14 N.Webster, S 24 T.Rapp, CB 25 D.Long, OLB 45 O.Okoronkwo, LB 54 B.Hager, C 65 C.Shelton, T 71 B.Evans

**LOS ANGELES DID NOT PLAY:** QB 5 B.Bortles

## SCORING SUMMARY

| | | 1 | 2 | 3 | 4 | OT | TOTAL | FIELD GOALS |
|---|---|---|---|---|---|---|---|---|
| **VISITOR** | Los Angeles Rams | 6 | 7 | 13 | 3 | - | 29 | (47) (32) (36) 44WR |
| **HOME** | Seattle Seahawks | 7 | 7 | 7 | 9 | - | 30 | 48WR (42) |

| TEAM | Qtr | Clock Time | Play (Extra Point) (Drive Info) | Visitor | Home |
|---|---|---|---|---|---|
| Rams | 1 | 12:24 | G.Zuerlein 47 yd. Field Goal (4-4, 1:23) | 3 | 0 |
| Rams | 1 | 4:55 | G.Zuerlein 32 yd. Field Goal (10-55, 4:32) | 6 | 0 |
| Seahawks | 1 | 0:49 | T.Lockett 13 yd. pass from R.Wilson (J.Myers kick) (7-75, 4:06) | 6 | 7 |
| Seahawks | 2 | 8:08 | DK.Metcalf 40 yd. pass from R.Wilson (J.Myers kick) (5-73, 2:46) | 6 | 14 |
| Rams | 2 | 0:06 | C.Kupp 9 yd. pass from J.Goff (G.Zuerlein kick) (8-62, 1:28) | 13 | 14 |
| Rams | 3 | 12:07 | T.Gurley 8 yd. run (G.Zuerlein kick) (6-75, 2:53) | 20 | 14 |
| Seahawks | 3 | 5:45 | D.Moore 10 yd. pass from R.Wilson (J.Myers kick) (6-47, 2:59) | 20 | 21 |
| Rams | 3 | 3:07 | T.Gurley 1 yd. run (run failed) (5-75, 2:38) | 26 | 21 |
| Seahawks | 4 | 13:37 | J.Myers 42 yd. Field Goal (9-51, 4:30) | 26 | 24 |
| Rams | 4 | 9:19 | G.Zuerlein 36 yd. Field Goal (10-57, 4:18) | 29 | 24 |
| Seahawks | 4 | 2:28 | C.Carson 5 yd. pass from R.Wilson (pass failed) (12-75, 6:51) | 29 | 30 |

# FINAL TEAM STATISTICS

| | RAMS | SEAHAWKS |
|---|---|---|
| **TOTAL FIRST DOWNS** | **24** | **25** |
| By Rushing | 5 | 10 |
| By Passing | 18 | 12 |
| By Penalty | 1 | 3 |
| **THIRD DOWN EFFICIENCY** | **3-11-27%** | **3-10-30%** |
| **FOURTH DOWN EFFICIENCY** | **0-0-0%** | **1-1-100%** |
| **TOTAL NET YARDS** | **477** | **429** |
| Total Offensive Plays | 67 | 67 |
| Average gain per offensive play | 7.1 | 6.4 |
| **NET YARDS RUSHING** | **82** | **167** |
| Total Rushing Plays | 18 | 43 |
| Average gain per rushing play | 4.6 | 3.9 |
| Tackles for a loss-number and yards | 2-6 | 4-13 |
| **NET YARDS PASSING** | **395** | **262** |
| Times thrown - yards lost attempting to pass | 0-0 | 1-6 |
| Gross yards passing | 395 | 268 |
| **PASS ATTEMPTS-COMP-HAD INT** | **49-29-1** | **23-17-0** |
| Avg gain per pass play | 8.1 | 10.9 |
| **KICKOFFS Number-In End Zone-TBs** | **7-6-6** | **6-6-6** |
| **PUNTS Number and Average** | **3-51.0** | **4-47.5** |
| Had Blocked | 0 | 0 |

| | RAMS | SEAHAWKS |
|---|---|---|
| **FGs - PATs Had Blocked** | **0-0** | **0-0** |
| Net Punting Average | 51.0 | 43.5 |
| **TOTAL RETURN YARDAGE (W/O KOR)** | **16** | **0** |
| No. and Yards Punt Returns | 2-16 | 1-0 |
| No. and Yards Kickoff Returns | 0-0 | 1-33 |
| No. and Yards Interception Returns | 0-0 | 1-0 |
| **PENALTIES Number and Yards** | **6-45** | **5-45** |
| **FUMBLES Number and Lost** | **1-1** | **1-1** |
| **TOUCHDOWNS** | **3** | **4** |
| Rushing | 2 | 0 |
| Passing | 1 | 4 |
| **EXTRA POINTS Made-Attempts** | **2-3** | **3-4** |
| Kicking Made-Attempts | 2-2 | 3-3 |
| **FIELD GOALS Made-Attempts** | **3-4** | **0-1** |
| **RED ZONE EFFICIENCY** | **3-5-60%** | **3-4-75%** |
| **GOAL TO GO EFFICIENCY** | **2-2-100%** | **2-2-100%** |
| **SAFETIES** | **0** | **0** |
| **FINAL SCORE** | **29** | **30** |
| **TIME OF POSSESSION** | **24:42** | **35:18** |

# FINAL INDIVIDUAL STATISTICS

**LOS ANGELES RAMS**

| RUSHING | ATT | YDS | AVG | LG | TD |
|---|---|---|---|---|---|
| T. Gurley | 15 | 51 | 3.4 | 12 | 2 |
| B. Cooks | 1 | 27 | 27.0 | 27 | 0 |
| M. Brown | 1 | 3 | 3.0 | 3 | 0 |
| J. Goff | 1 | 1 | 1.0 | 1 | 0 |
| **Total** | **18** | **82** | **4.6** | **27** | **2** |

| PASSING | ATT | CMP | YDS | SK/YD | TD | LG | IN | RT. |
|---|---|---|---|---|---|---|---|---|
| J. Goff | 49 | 29 | 395 | 0/0 | 1 | 32 | 1 | 83.3 |
| **Total** | **49** | **29** | **395** | **0/0** | **1** | **32** | **1** | **83.3** |

| RECEIVING | NO | YDS | AVG | LG | TD |
|---|---|---|---|---|---|
| C. Kupp | 9 | 117 | 13.0 | 26 | 1 |
| G. Everett | 7 | 136 | 19.4 | 32 | 0 |
| R. Woods | 5 | 48 | 9.6 | 17 | 0 |
| T. Higbee | 3 | 47 | 15.7 | 20 | 0 |
| T. Gurley | 3 | 6 | 2.0 | 3 | 0 |
| B. Cooks | 1 | 29 | 29.0 | 29 | 0 |
| J. Reynolds | 1 | 12 | 12.0 | 12 | 0 |
| **Total** | **29** | **395** | **13.6** | **32** | **1** |

| INTERCEPTIONS | NO | YDS | AVG | LG | TD |
|---|---|---|---|---|---|
| **Total** | **0** | **0** | **0.0** | **0** | **0** |

| PUNTING | NO | YDS | AVG | NET | TB/I20 | LG |
|---|---|---|---|---|---|---|
| J. Hekker | 3 | 153 | 51.0 | 51.0 | 0/1 | 59 |
| **Total** | **3** | **153** | **51.0** | **51.0** | **0/1** | **59** |

| PUNT RETURNS | NO | YDS | AVG | FC | LG | TD |
|---|---|---|---|---|---|---|
| J. Natson | 2 | 16 | 8.0 | 0 | 15 | 0 |
| [DOWNED] | 1 | 0 | 0.0 | 0 | 0 | 0 |
| [OUT OF BOUNDS] | 1 | 0 | 0.0 | 0 | 0 | 0 |
| **Total** | **2** | **16** | **8.0** | **0** | **15** | **0** |

| KICKOFF RETURNS | NO | YDS | AVG | FC | LG | TD |
|---|---|---|---|---|---|---|
| [TOUCHBACK] | 6 | 0 | 0.0 | 0 | 0 | 0 |
| **Total** | **0** | **0** | **0.0** | **0** | **0** | **0** |

**SEATTLE SEAHAWKS**

| RUSHING | ATT | YDS | AVG | LG | TD |
|---|---|---|---|---|---|
| C. Carson | 27 | 118 | 4.4 | 14 | 0 |
| R. Wilson | 8 | 32 | 4.0 | 12 | 0 |
| R. Penny | 6 | 18 | 3.0 | 8 | 0 |
| W. Dissly | 1 | 7 | 7.0 | 7 | 0 |
| T. Lockett | 1 | -8 | -8.0 | -8 | 0 |
| **Total** | **43** | **167** | **3.9** | **14** | **0** |

| PASSING | ATT | CMP | YDS | SK/YD | TD | LG | IN | RT. |
|---|---|---|---|---|---|---|---|---|
| R. Wilson | 23 | 17 | 268 | 1/6 | 4 | 40 | 0 | 151.8 |
| **Total** | **23** | **17** | **268** | **1/6** | **4** | **40** | **0** | **151.8** |

| RECEIVING | NO | YDS | AVG | LG | TD |
|---|---|---|---|---|---|
| W. Dissly | 4 | 81 | 20.3 | 38 | 0 |
| T. Lockett | 4 | 51 | 12.8 | 17 | 1 |
| DK. Metcalf | 2 | 44 | 22.0 | 40 | 1 |
| J. Brown | 2 | 36 | 18.0 | 21 | 0 |
| R. Penny | 2 | 31 | 15.5 | 30 | 0 |
| D. Moore | 1 | 10 | 10.0 | 10 | 1 |
| L. Willson | 1 | 10 | 10.0 | 10 | 0 |
| C. Carson | 1 | 5 | 5.0 | 5 | 1 |
| **Total** | **17** | **268** | **15.8** | **40** | **4** |

| INTERCEPTIONS | NO | YDS | AVG | LG | TD |
|---|---|---|---|---|---|
| T. Thompson | 1 | 0 | 0.0 | 0 | 0 |
| **Total** | **1** | **0** | **0.0** | **0** | **0** |

| PUNTING | NO | YDS | AVG | NET | TB/I20 | LG |
|---|---|---|---|---|---|---|
| M. Dickson | 4 | 190 | 47.5 | 43.5 | 0/2 | 56 |
| **Total** | **4** | **190** | **47.5** | **43.5** | **0/2** | **56** |

| PUNT RETURNS | NO | YDS | AVG | FC | LG | TD |
|---|---|---|---|---|---|---|
| T. Lockett | 1 | 0 | 0.0 | 1 | 0 | 0 |
| [OUT OF BOUNDS] | 1 | 0 | 0.0 | 0 | 0 | 0 |
| **Total** | **1** | **0** | **0.0** | **1** | **0** | **0** |

| KICKOFF RETURNS | NO | YDS | AVG | FC | LG | TD |
|---|---|---|---|---|---|---|
| T. Lockett | 1 | 33 | 33.0 | 0 | 33 | 0 |
| [TOUCHBACK] | 6 | 0 | 0.0 | 0 | 0 | 0 |
| **Total** | **1** | **33** | **33.0** | **0** | **33** | **0** |

# DEFENSIVE STATISTICS (BASED ON GAMEBOOK)

| PLAYER | T | S | A | S-YDS | I-YDS | PD | FF | FR |
|---|---|---|---|---|---|---|---|---|
| T. Reeder | 13 | 8 | 5 | 0-0 | 0-0 | 0 | 0 | 0 |
| E. Weddle | 7 | 4 | 3 | 0-0 | 0-0 | 0 | 0 | 0 |
| C. Littleton | 7 | 3 | 4 | 0-0 | 0-0 | 0 | 0 | 0 |
| S. Joseph | 6 | 3 | 3 | 0-0 | 0-0 | 0 | 0 | 0 |
| M. Brockers | 6 | 3 | 3 | 0-0 | 0-0 | 0 | 0 | 0 |
| C. Matthews | 5 | 4 | 1 | 1-6 | 0-0 | 0 | 0 | 0 |
| J. Johnson | 5 | 2 | 3 | 0-0 | 0-0 | 0 | 0 | 0 |
| D. Fowler | 4 | 2 | 2 | 0-0 | 0-0 | 0 | 0 | 0 |
| M. Fox | 3 | 3 | 0 | 0-0 | 0-0 | 0 | 0 | 0 |
| A. Donald | 3 | 2 | 1 | 0-0 | 0-0 | 0 | 0 | 0 |
| M. Christian | 3 | 2 | 1 | 0-0 | 0-0 | 0 | 0 | 0 |

| PLAYER | T | S | A | S-YDS | I-YDS | PD | FF | FR |
|---|---|---|---|---|---|---|---|---|
| A. Talib | 3 | 1 | 2 | 0-0 | 0-0 | 1 | 0 | 0 |
| N. Robey | 2 | 2 | 0 | 0-0 | 0-0 | 0 | 1 | 0 |
| M. Peters | 2 | 2 | 0 | 0-0 | 0-0 | 0 | 0 | 1 |
| G. Gaines | 2 | 2 | 0 | 0-0 | 0-0 | 0 | 0 | 0 |
| S. Ebukam | 1 | 0 | 1 | 0-0 | 0-0 | 0 | 0 | 0 |
| T. Hill | 1 | 0 | 1 | 0-0 | 0-0 | 0 | 0 | 0 |
| T. Smart | 1 | 0 | 1 | 0-0 | 0-0 | 0 | 0 | 0 |
| T. Howard | 0 | 1 | 0 | 0-0 | 0-0 | 0 | 0 | 0 |
| M. Brown | 0 | 1 | 0 | 0-0 | 0-0 | 0 | 0 | 0 |
| T. Higbee | 0 | 1 | 0 | 0-0 | 0-0 | 0 | 0 | 0 |
| **Totals** | **74** | **46** | **31** | **1-6** | **0-0** | **1** | **1** | **1** |

# 6 SAN FRANCISCO 20, LOS ANGELES 7

## October 13, 2019 - Los Angeles Memorial Coliseum - Los Angeles, Calif.

### Weather: 77 degrees, sunny - Attendance 75,695 - Time 3:11

On the third play of the game, Rams DT Aaron Donald flew off the edge for a third-down sack on 49ers QB Jimmy Garoppolo to force a punt that resulted in a Rams scoring drive. Upon regaining possession, Rams QB Jared Goff didn't attempt a single pass on Los Angeles' opening series, as L.A. instead ran the ball on seven consecutive run plays. Rams RB Malcolm Brown contributed 40 yards on the ground, and his efforts ended with Rams WR Robert Woods taking a pitch on a wide receiver reverse eight yards for a touchdown to put the Rams up 7-0 with 9:17 left in the first quarter. This was Woods' second rushing touchdown of his career, first touchdown of the season and the first rushing touchdown San Francisco allowed this season. The 49ers responded from their previous 3-and-out in their first drive with a rushing touchdown of their own to even the score at seven points apiece. Three minutes into the second quarter, Rams CB Marcus Peters picked off a red-zone pass by Garoppolo after San Francisco reached the L.A. 2 yard-line. This was his second interception of the season and the 24th of his career. With the ball back in L.A.'s possession, the Rams went for it on 4th and goal from the 1-yard line but failed to convert on the ensuing drive, as Brown was stopped short of the goal line with 3:14 left in the second quarter. San Francisco chewed the remaining clock to set up a 55-yard field goal by 49ers K Robbie Gould, but it fell short and Rams WR Jojo Natson nearly returned the field goal from the back of the end zone, leaving a 7-7 tie at halftime. Natson finished the day with 79 yards on kick returns making it his second-highest total of his career. Starting off the second half, the Rams lost the ball on a mishandled pitch that resulted in the 49ers recovering the fumble at the Rams 17. San Francisco capitalized with a one-yard touchdown run by Garoppolo to extend their lead to 14-7. Another long drive by the 49ers was unsuccessful as the Rams' defense forced San Francisco to settle for a 25-yard field goal by Gould for a 17-7 lead with 4:58 left in the third quarter. A three-and-out late in the third quarter by Los Angeles' offense set up an 11-play, 63-yard drive for the 49ers that took a little over six and a half minutes off the clock and ended with a 34-yard field goal, bringing the score to 20-7. Trying to add more points to the scoreboard, the Rams chose to go for it on fourth-and-1 from their own 44, but failed to convert on the ensuing drive. The defense responded on the Niners ensuing possession with a sack-fumble caused by Aaron Donald. The ball was scooped up by Rams LB Corey Littleton at the LA 42. He returned it 10 yards before lateralling to Rams CB Nickell Robey-Coleman for another 12-yard gain, setting Los Angeles up at the San Francisco 36 yard-line. This was Donald's first forced fumble of the season and 14th of his career. The fumble recovery by Littleton marked his second of the season. Despite the momentum created by the defense, the offense was unable to capitalize. Goff's pass intended for Rams WR Cooper Kupp on fourth-and-2 fell incomplete, with the 49ers taking over on downs. The Rams' offense would get a similar opportunity after a third-down stop by their defense, but it ended with a turnover on downs at their own 46 with 2:24 left. From there, the 49ers ran out the clock to secure the 20-7 victory. Despite the loss, the Rams' defense had a noteworthy game. With two sacks on the day, Donald tied DE Robert Quinn for fourth on the Rams all-time sack leaderboard with 62.5 career sacks. Donald accomplished the feat in 84 games, while Quinn reached the mark in 94. He now has three sacks this season. Donald also reached the 350-tackle plateau following a seven-tackle performance on Sunday. Littleton finished the day with 14 tackles, tying his career high that he previously set in Week 1. The Rams were able to hold San Francisco to 99 rushing yards which was their second-lowest total in a game this season. The Rams' run defense held San Francisco to its shortest long run in a game this season, limiting the 49ers to a long run of 9 yards and 2.4 yards per rush. Sunday was the first time Garoppolo did not throw a touchdown in the game and it was the second time since he had joined the 49ers. Rams rookie RB Darrell Henderson Jr. finished with six carries for 39 yards in his first action since Week 1, while Rams RB Malcolm Brown added 11 carries for 40 yards. There are 34 days until the Rams host the Chicago Bears in Week 11.

## STARTING LINEUPS

### SAN FRANCISCO 49ERS

| | | | | | |
|---|---|---|---|---|---|
| WR | 18 | D. Pettis | LDE | 97 | N. Suh |
| LT | 67 | J. Skule | LDT | 93 | V. Vea |
| LG | 75 | L. Tomlinson | RDT | 99 | W. Gholston |
| C | 58 | W. Richburg | RDE | 91 | C. Nassib |
| RG | 68 | M. Person | MIKE | 54 | A. Nelson |
| RT | 60 | D. Brunskill | WILL | 56 | L. David |
| TE | 85 | G. Kittle | LCB | 25 | S. Barrett |
| WR | 11 | M. Goodwin | RCB | 41 | C. Davis |
| WR | 82 | R. Dwelley | NB | 24 | V. Hargeaves |
| RB | 26 | T. Coleman | FS | 20 | M. Edwards |
| QB | 10 | J. Garoppolo | SS | 29 | J. Whitehead |

### LOS ANGELES RAMS

| | | | | | |
|---|---|---|---|---|---|
| WR | 18 | C. Kupp | DE | 90 | M. Brockers |
| TE | 89 | T. Higbee | NT | 69 | S. Joseph |
| LT | 77 | A. Whitworth | DT | 99 | A. Donald |
| LG | 70 | J. Noteboom | WILL | 56 | D. Fowler |
| C | 55 | Br. Allen | OLB | 50 | S. Ebukam |
| RG | 66 | A. Blythe | ILB | 58 | C. Littleton |
| RT | 79 | R. Havenstein | ILB | 51 | T. Reeder |
| WR | 12 | B. Cooks | LCB | 22 | M. Peters |
| WR | 17 | R. Woods | RCB | 20 | T. Hill |
| QB | 16 | J. Goff | SS | 43 | J. Johnson |
| HB | 34 | M. Brown | FS | 32 | E. Weddle |

**LOS ANGELES SUBSTITUTIONS:** K 4 G.Zuerlein, P 6 J.Hekker, WR 19 J.Natson, CB 23 N.Robey, S 24 T.Rapp, S 26 M.Christian, RB 27 D.Henderson, DB 31 D.Williams, S 33 N.Scott, RB 42 J.Kelly, LS 44 J.McQuaide, OLB 45 O.Okoronkwo, LB 48 T.Howard, LB 54 B.Hager, LB 57 N.Patrick, OL 64 J.Demby, T 73 D.Edwards, TE 81 G.Everett, TE 82 J.Mundt, WR 83 J.Reynolds, WR 88 M.Thomas, DT 91 G.Gaines, DE 97 M.Fox
**LOS ANGELES INACTIVES:** CB 21 A.Talib, CB 25 D.Long, RB 30 T.Gurley, LB 52 C.Matthews, C 65 C.Shelton, T 71 B.Evans, DT 92 T.Smart
**LOS ANGELES DID NOT PLAY:** QB 5 B.Bortles

## SCORING SUMMARY

| | | 1 | 2 | 3 | 4 | OT | TOTAL |
|---|---|---|---|---|---|---|---|
| **VISITOR** | San Francisco 49ers | 7 | 0 | 10 | 3 | - | 20 |
| **HOME** | Los Angeles Rams | 7 | 0 | 0 | 0 | - | 7 |

**FIELD GOALS**
55SH (25) (34)

| TEAM | Qtr | Clock Time | Play (Extra Point) (Drive Info) | Visitor | Home |
|---|---|---|---|---|---|
| Rams | 1 | 9:17 | R.Woods 8 yd. run (G.Zuerlein kick) (7-56, 3:36) | 0 | 7 |
| 49ers | 1 | 3:39 | T.Coleman 2 yd. run (R.Gould kick) (10-75, 5:38) | 7 | 7 |
| 49ers | 3 | 12:50 | J.Garoppolo 1 yd. run (R.Gould kick) (4-17, 2:01) | 14 | 7 |
| 49ers | 3 | 4:58 | R.Gould 25 yd. Field Goal (12-50, 6:18) | 17 | 7 |
| 49ers | 4 | 12:03 | R.Gould 34 yd. Field Goal (11-43, 6:38) | 20 | 7 |

# FINAL TEAM STATISTICS

| | 49ERS | RAMS |
|---|---|---|
| **TOTAL FIRST DOWNS** | **22** | **10** |
| By Rushing | 8 | 9 |
| By Passing | 14 | 1 |
| By Penalty | 0 | 0 |
| **THIRD DOWN EFFICIENCY** | **8-17-47%** | **0-9-0%** |
| **FOURTH DOWN EFFICIENCY** | **1-1-100%** | **0-4-0%** |
| **TOTAL NET YARDS** | **331** | **157** |
| Total Offensive Plays | 76 | 50 |
| Average gain per offensive play | 4.4 | 3.1 |
| **NET YARDS RUSHING** | **99** | **109** |
| Total Rushing Plays | 41 | 22 |
| Average gain per rushing play | 2.4 | 5.0 |
| Tackles for a loss-number and yards | 3-4 | 3-6 |
| **NET YARDS PASSING** | **232** | **48** |
| Times thrown - yards lost attempting to pass | 2-11 | 4-30 |
| Gross yards passing | 243 | 78 |
| **PASS ATTEMPTS-COMP-HAD INT** | **33-24-1** | **24-13-0** |
| Avg gain per pass play | 6.6 | 1.7 |
| **KICKOFFS Number-In End Zone-TBs** | **5-3-2** | **2-2-1** |
| **PUNTS Number and Average** | **4-39.8** | **5-53.8** |
| Had Blocked | 0 | 0 |

| | 49ERS | RAMS |
|---|---|---|
| **FGs - PATs Had Blocked** | **0-0** | **0-0** |
| Net Punting Average | 37.8 | 46.2 |
| **TOTAL RETURN YARDAGE (W/O KOR)** | **38** | **8** |
| No. and Yards Punt Returns | 3-38 | 1-8 |
| No. and Yards Kickoff Returns | 1-18 | 3-74 |
| No. and Yards Interception Returns | 0-0 | 1-0 |
| **PENALTIES Number and Yards** | **4-30** | **8-59** |
| **FUMBLES Number and Lost** | **1-1** | **2-1** |
| **TOUCHDOWNS** | **2** | **1** |
| Rushing | 2 | 1 |
| Passing | 0 | 0 |
| Interceptions | 0 | 1 |
| Fumbles | 1 | 2 |
| **EXTRA POINTS Made-Attempts** | **2-2** | **1-1** |
| Kicking Made-Attempts | 2-2 | 1-1 |
| **FIELD GOALS Made-Attempts** | **2-3** | **0-0** |
| **RED ZONE EFFICIENCY** | **2-5-40%** | **1-2-50%** |
| **GOAL TO GO EFFICIENCY** | **2-4-50%** | **1-2-50%** |
| **SAFETIES** | **0** | **0** |
| **FINAL SCORE** | **20** | **7** |
| **TIME OF POSSESSION** | **38:52** | **21:08** |

# FINAL INDIVIDUAL STATISTICS

## SAN FRANCISCO 49ERS

| RUSHING | ATT | YDS | AVG | LG | TD |
|---|---|---|---|---|---|
| T. Coleman | 18 | 45 | 2.5 | 9 | 1 |
| M. Breida | 13 | 36 | 2.8 | 9 | 0 |
| R. Mostert | 4 | 13 | 3.3 | 8 | 0 |
| J. Garoppolo | 5 | 4 | 0.8 | 4 | 1 |
| D. Samuel | 1 | 1 | 1.0 | 1 | 0 |
| **Total** | **41** | **99** | **2.4** | **9** | **2** |

| PASSING | ATT | CMP | YDS | SK/YD | TD | LG | IN | RT. |
|---|---|---|---|---|---|---|---|---|
| J. Garoppolo | 33 | 24 | 243 | 2/11 | 0 | 45 | 1 | 80.7 |
| **Total** | **33** | **24** | **243** | **2/11** | **0** | **45** | **1** | **80.7** |

| RECEIVING | NO | YDS | AVG | LG | TD |
|---|---|---|---|---|---|
| G. Kittle | 8 | 103 | 12.9 | 45 | 0 |
| M. Breida | 4 | 27 | 6.8 | 17 | 0 |
| D. Pettis | 3 | 45 | 15.0 | 21 | 0 |
| D. Samuel | 3 | 18 | 6.0 | 14 | 0 |
| T. Coleman | 2 | 16 | 8.0 | 14 | 0 |
| M. Goodwin | 2 | 15 | 7.5 | 11 | 0 |
| K. Bourne | 1 | 11 | 11.0 | 11 | 0 |
| L. Toilolo | 1 | 8 | 8.0 | 8 | 0 |
| **Total** | **24** | **243** | **10.1** | **45** | **0** |

| INTERCEPTIONS | NO | YDS | AVG | LG | TD |
|---|---|---|---|---|---|
| **Total** | **0** | **0** | **0** | **0** | **0** |

| PUNTING | NO | YDS | AVG | NET | TB/I20 | LG |
|---|---|---|---|---|---|---|
| M. Wishnowsky | 4 | 159 | 39.8 | 37.8 | 0/0 | 51 |
| **Total** | **4** | **159** | **39.8** | **37.8** | **0/0** | **51** |

| PUNT RETURNS | NO | YDS | AVG | FC | LG | TD |
|---|---|---|---|---|---|---|
| R. James Jr. | 3 | 38 | 12.7 | 2 | 18 | 0 |
| **Total** | **3** | **38** | **12.7** | **2** | **18** | **0** |

| KICKOFF RETURNS | NO | YDS | AVG | FC | LG | TD |
|---|---|---|---|---|---|---|
| R. James Jr. | 1 | 18 | 18.0 | 0 | 18 | 0 |
| [TOUCHBACK] | 1 | 0 | 0.0 | 0 | 0 | 0 |
| **Total** | **1** | **18** | **18.0** | **0** | **18** | **0** |

## LOS ANGELES RAMS

| RUSHING | ATT | YDS | AVG | LG | TD |
|---|---|---|---|---|---|
| M. Brown | 11 | 40 | 3.6 | 10 | 0 |
| D. Henderson | 6 | 39 | 6.5 | 22 | 0 |
| R. Woods | 2 | 16 | 8.0 | 8 | 1 |
| B. Cooks | 2 | 14 | 7.0 | 9 | 0 |
| J. Goff | 1 | 0 | 0.0 | 0 | 0 |
| **Total** | **22** | **109** | **5.0** | **22** | **1** |

| PASSING | ATT | CMP | YDS | SK/YD | TD | LG | IN | RT. |
|---|---|---|---|---|---|---|---|---|
| J. Goff | 24 | 13 | 78 | 4/30 | 0 | 12 | 0 | 60.8 |
| **Total** | **24** | **13** | **78** | **4/30** | **0** | **12** | **0** | **60.8** |

| RECEIVING | NO | YDS | AVG | LG | TD |
|---|---|---|---|---|---|
| C. Kupp | 4 | 17 | 4.3 | 6 | 0 |
| T. Higbee | 3 | 25 | 8.3 | 9 | 0 |
| B. Cooks | 3 | 18 | 6.0 | 8 | 0 |
| G. Everett | 2 | 9 | 4.5 | 12 | 0 |
| D. Henderson | 1 | 9 | 9.0 | 9 | 0 |
| R. Woods | 0 | 0 | 0.0 | 0 | 0 |
| J. Reynolds | 0 | 0 | 0.0 | 0 | 0 |
| **Total** | **24** | **78** | **6.0** | **12** | **0** |

| INTERCEPTIONS | NO | YDS | AVG | LG | TD |
|---|---|---|---|---|---|
| M. Peters | 1 | 0 | 0.0 | 0 | 0 |
| **Total** | **1** | **0** | **0.0** | **0** | **0** |

| PUNTING | NO | YDS | AVG | NET | TB/I20 | LG |
|---|---|---|---|---|---|---|
| J. Hekker | 5 | 269 | 53.8 | 46.2 | 0/1 | 61 |
| **Total** | **5** | **269** | **53.8** | **46.2** | **0/1** | **61** |

| PUNT RETURNS | NO | YDS | AVG | FC | LG | TD |
|---|---|---|---|---|---|---|
| J. Natson | 1 | 8 | 8.0 | 0 | 8 | 0 |
| [DOWNED] | 2 | 0 | 0.0 | 0 | 0 | 0 |
| [OUT OF BOUNDS] | 1 | 0 | 0.0 | 0 | 0 | 0 |
| **Total** | **1** | **8** | **8.0** | **0** | **8** | **0** |

| KICKOFF RETURNS | NO | YDS | AVG | FC | LG | TD |
|---|---|---|---|---|---|---|
| J. Natson | 3 | 74 | 24.7 | 0 | 27 | 0 |
| [TOUCHBACK] | 2 | 0 | 0.0 | 0 | 0 | 0 |
| **Total** | **3** | **74** | **24.7** | **0** | **27** | **0** |

# DEFENSIVE STATISTICS (BASED ON GAMEBOOK)

| PLAYER | T | S | A | S-YDS | I-YDS | PD | FF | FR |
|---|---|---|---|---|---|---|---|---|
| C. Littleton | 14 | 9 | 5 | 0-0 | 0-0 | 1 | 0 | 1 |
| T. Reeder | 10 | 7 | 3 | 0-0 | 0-0 | 0 | 0 | 0 |
| E. Weddle | 10 | 4 | 6 | 0-0 | 0-0 | 0 | 0 | 0 |
| J. Johnson | 9 | 4 | 5 | 0-0 | 0-0 | 0 | 0 | 0 |
| A. Donald | 7 | 4 | 3 | 2-11 | 0-0 | 0 | 1 | 0 |
| S. Joseph | 6 | 5 | 1 | 0-0 | 0-0 | 0 | 0 | 0 |
| T. Rapp | 6 | 4 | 2 | 0-0 | 0-0 | 0 | 0 | 0 |
| T. Hill | 5 | 4 | 1 | 0-0 | 0-0 | 1 | 0 | 0 |
| S. Ebukam | 5 | 2 | 3 | 0-0 | 0-0 | 0 | 0 | 0 |
| N. Robey | 4 | 4 | 0 | 0-0 | 0-0 | 0 | 0 | 0 |
| M. Peters | 4 | 2 | 2 | 0-0 | 1-0 | 1 | 0 | 0 |

| PLAYER | T | S | A | S-YDS | I-YDS | PD | FF | FR |
|---|---|---|---|---|---|---|---|---|
| M. Brockers | 4 | 1 | 3 | 0-0 | 0-0 | 0 | 0 | 0 |
| G. Gaines | 4 | 0 | 4 | 0-0 | 0-0 | 0 | 0 | 0 |
| N. Patrick | 1 | 1 | 0 | 0-0 | 0-0 | 0 | 0 | 0 |
| M. Fox | 1 | 0 | 1 | 0-0 | 0-0 | 0 | 0 | 0 |
| D. Fowler | 1 | 0 | 1 | 0-0 | 0-0 | 0 | 0 | 0 |
| M. Christian | 0 | 0 | 0 | 0-0 | 0-0 | 0 | 0 | 0 |
| N. Scott | 0 | 0 | 0 | 0-0 | 0-0 | 0 | 0 | 0 |
| J. Mundt | 0 | 1 | 0 | 0-0 | 0-0 | 0 | 0 | 0 |
| D. Henderson | 0 | 1 | 0 | 0-0 | 0-0 | 0 | 0 | 0 |
| R. Havenstein | 0 | 0 | 0 | 0-0 | 0-0 | 0 | 0 | 1 |
| **Totals** | **91** | **53** | **40** | **2-11** | **1-0** | **3** | **1** | **2** |

# 7 LOS ANGELES 37, ATLANTA 10

## October 20, 2019 - Mercedes-Benz Stadium - Atlanta, Ga.

### Weather: 66 degrees, cloudy - Attendance 71,856 - Time 3:03

With a complete performance in all three phases, the Los Angeles Rams got back to their winning ways with a 37-10 victory over the Atlanta Falcons on Sunday at Mercedes-Benz Stadium. After trailing 3-0 early, the Rams proceeded to score 30 straight points before the Falcons would answer with a late touchdown, helping them snap out of their first-ever three-game losing streak under Head Coach Sean McVay. On the first drive of the game, the Rams' defense forced Atlanta to a field goal as Falcons K Matt Bryant made a 52-yarder to give Atlanta the first points of the contest and an early 3-0 lead. Rams responded by mounting a drive that ended in field goal distance, but Rams K Greg Zuerlein missed a 42-yard attempt wide left. Zuerlein would later make up for it with a successful 55-yard field goal to tie the contest 3-3 with 1:42 left in the first quarter. This was Zuerlein's 31st career field goal of 50+ yards. With 11:22 left in the second quarter, the Rams' offense dominated up the field, which resulted in Rams RB Todd Gurley II catching an over-the-shoulder touchdown grab, pushing the Rams lead 10-3. This was Gurley's first receiving touchdown of the season an 11th of his career. With the ball back in the Falcons' possession, the Rams' defense did not let up as they forced a punt back to L.A. Zuerlein's second field goal of the day, a 25-yarder, extended the Rams' lead to 13-3 with two minutes left in the first half. A fake punt that yielded a 23-yard completion from Rams P Johnny Hekker to Rams S Nick Scott to push Los Angeles inside the Atlanta 25, was the crucial play that extended Los Angeles' scoring drive. L.A. took over at its own 40 after Bryant sent a 50-yard field goal attempt wide left but couldn't convert, going 3-and-out with three consecutive incompletions by the Rams. The Falcons took over at their own 45 on the ensuing drive with 58 seconds left, but the Rams' defense dominated as Rams DT Dante Fowler Jr. sacked and forced a fumble from Falcons QB Matt Ryan. With the Falcons unable to convert on the prime field position, they were forced to punt back to Los Angeles with 17 seconds left in the first half. Rams PR JoJo Natson returned the punt 35 yards, making that his longest punt return of the season. Los Angeles went into halftime with a 13-3 lead. The Rams opened up the second half with a 9-play, 75-yard drive, which chewed four and a half minutes off the clock and ended with an eight-yard touchdown pass from Goff to Rams TE Gerald Everett. That connection between Rams quarterback and tight end proved pivotal, as they connected on a 33-yard gain through the air earlier in the series. Goff added a one-yard touchdown run with 6:39 left in the third quarter to push the Rams' lead to 24. With 13:50 left in the fourth quarter, reigning NFL Defensive Player of the Year Aaron Donald sacked Ryan, forced a fumble and fumble recovery to set up L.A. at its own 36. The takeaway by Donald led to a 20-yard field goal by Zuerlein to boost the Rams' lead to 27 with 5:46 left. Though the Falcons would respond with a touchdown-scoring drive of their own with Falcons backup QB Matt Schaub finding Falcons TE Austin Hooper in the endzone from 10 yards out, put the score to 30-10 with 2:35 left. Atlanta's ensuing onside kick went out of bounds, giving Los Angeles possession near midfield. Punting with 28 seconds left, Rams CB Darious Williams recovered LB Troy Reeder's forced fumble in the endzone to make it a 37-10 victory for the Rams. The Rams had a notable game on both offense and defense. For the 24th time since the start of the 2017 season, the Rams scored 30-plus points, a feat only achieved three times during the 2015 and 2016 seasons combined. The Rams are 21-3 when scoring at least 30 points under Head Coach Sean McVay. Since McVay took over as head coach, Los Angeles has scored 1,202 points. Gurley finished with 18 carries for 41 yards plus his first 13-yard touchdown catch of the season from Goff. Goff threw his second touchdown of the day to Everett, making that Everett's second touchdown of the season and seventh of his career. WR Cooper Kupp eclipsed the 2,000 career receiving yards, recording 50 yards on Sunday. Rookie RB Darrell Henderson Jr. had his second-consecutive game rushing for 30+ yards, finishing the day with 31 yards on the ground. Defensively, Donald passed former teammate, Robert Quinn, for third-most sacks in team history. Donald registered his fourth sack of the season to give him 63.5 for his career. Dante Fowler Jr. finished the game with a career-best 3.0 sacks (21.0 career). Donald was the last Ram to record 3.0 or more sacks in a single game. Newcomer Jalen Ramsey – who the Rams acquired via a trade earlier in the week – managed to collect four tackles and one forced fumble. This was Ramsey's second forced fumble of the season and third in his career. The Rams finished the day with 5.0 team sacks, the most in a game this season.

## STARTING LINEUPS

### LOS ANGELES RAMS

| | | | | | |
|---|---|---|---|---|---|
| WR | 18 | C. Kupp | DE | 90 | M. Brockers |
| TE | 89 | T. Higbee | NT | 69 | S. Joseph |
| LT | 77 | A. Whitworth | DT | 99 | A. Donald |
| LG | 73 | D. Edwards | WILL | 56 | D. Fowler |
| C | 55 | Br. Allen | OLB | 50 | S. Ebukam |
| RG | 66 | A. Blythe | ILB | 58 | C. Littleton |
| RT | 79 | R. Havenstein | ILB | 51 | T. Reeder |
| WR | 12 | B. Cooks | LCB | 22 | T. Hill |
| WR | 17 | R. Woods | RCB | 31 | D. Williams |
| QB | 16 | J. Goff | SS | 24 | T. Rapp |
| RB | 30 | T. Gurley | FS | 32 | E. Weddle |

### ATLANTA FALCONS

| | | | | | |
|---|---|---|---|---|---|
| WR | 11 | J. Jones | DE | 98 | T. McKinley |
| WR | 12 | M. Sanu | DT | 97 | G. Jarrett |
| LT | 70 | J. Matthews | DT | 96 | T. Davison |
| LG | 77 | J. Carpenter | DE | 93 | A. Bailey |
| C | 51 | A. Mack | LB | 59 | D. Campbell |
| RG | 68 | J. Brown | LB | 45 | D. Jones |
| RT | 76 | K. McGary | CB | 26 | I. Oliver |
| TE | 81 | A. Hooper | CB | 20 | K. Sheffield |
| QB | 2 | M. Ryan | S | 37 | R. Allen |
| RB | 24 | D. Freeman | S | 36 | K. Ishmael |
| FB | 40 | K. Smith | S | 27 | D. Kazee |

**LOS ANGELES SUBSTITUTIONS:** K 4 G.Zuerlein, QB 5 B.Bortles, P 6 J.Hekker, WR 19 J.Natson, DB 20 J.Ramsey, CB 23 N.Robey, CB 25 D.Long, S 26 M.Christian, RB 27 D.Henderson, S 33 N.Scott, DB 39 J.Gervase, RB 42 J.Kelly, LS 44 J.McQuaide, OLB 45 O.Okoronkwo, LB 48 T.Howard, LB 57 N.Patrick, C 65 C.Shelton, T 71 B.Evans, TE 81 G.Everett, TE 82 J.Mundt, WR 83 J.Reynolds, WR 88 M.Thomas, DT 92 T.Smart, DE 97 M.Fox

**LOS ANGELES INACTIVES:** RB 34 M.Brown, LB 41 K.Young, LB 52 C.Matthews, LB 54 B.Hager, T 63 A.Corbett, OL 64 J.Demby, DT 91 G.Gaines

**LOS ANGELES DID NOT PLAY:**

## SCORING SUMMARY

| | 1 | 2 | 3 | 4 | OT | TOTAL | FIELD GOALS |
|---|---|---|---|---|---|---|---|
| **VISITOR** Los Angeles Rams | 3 | 10 | 14 | 10 | - | 37 | 40LU (55) (25) (20) |
| **HOME** Atlanta Falcons | 3 | 0 | 0 | 7 | - | 10 | (52) 50WL |

| TEAM | Qtr | Clock Time | Play (Extra Point) (Drive Info) | Visitor | Home |
|---|---|---|---|---|---|
| Falcons | 1 | 11:23 | M.Bryant 52 yd. Field Goal (9-33, 3:37) | 0 | 3 |
| Rams | 1 | 1:42 | G.Zuerlein 55 yd. Field Goal (5-20, 1:24) | 3 | 3 |
| Rams | 2 | 11:16 | T.Gurley 13 yd. pass from J.Goff (G.Zuerlein kick) (9-85, 3:44) | 10 | 3 |
| Rams | 2 | 1:56 | G.Zuerlein 25 yd. Field Goal (11-70, 4:51) | 13 | 3 |
| Rams | 3 | 10:35 | G.Everett 8 yd. pass from J.Goff (G.Zuerlein kick) (9-75, 4:25) | 20 | 3 |
| Rams | 3 | 6:34 | J.Goff 1 yd. run (G.Zuerlein kick) (5-16, 3:09) | 27 | 3 |
| Rams | 4 | 5:42 | G.Zuerlein 20 yd. Field Goal (15-62, 8:04) | 30 | 3 |
| Falcons | 4 | 2:36 | A.Hooper 10 yd. pass from M.Schaub (M.Bryant kick) (8-75, 3:06) | 30 | 10 |
| Rams | 4 | 0:11 | D.Williams fumble recovery in end zone (G.Zuerlein kick) | 37 | 10 |

# FINAL TEAM STATISTICS

| | RAMS | FALCONS |
|---|---|---|
| **TOTAL FIRST DOWNS** | **23** | **14** |
| By Rushing | 9 | 1 |
| By Passing | 13 | 12 |
| By Penalty | 1 | 1 |
| **THIRD DOWN EFFICIENCY** | **8-16-50%** | **3-12-25%** |
| **FOURTH DOWN EFFICIENCY** | **1-1-100%** | **0-0-0%** |
| **TOTAL NET YARDS** | **381** | **224** |
| Total Offensive Plays | 74 | 53 |
| Average gain per offensive play | 5.1 | 4.2 |
| **NET YARDS RUSHING** | **90** | **38** |
| Total Rushing Plays | 36 | 15 |
| Average gain per rushing play | 2.5 | 2.5 |
| Tackles for a loss-number and yards | 7-15 | 2-13 |
| **NET YARDS PASSING** | **291** | **186** |
| Times thrown - yards lost attempting to pass | 0-0 | 5-38 |
| Gross yards passing | 291 | 224 |
| **PASS ATTEMPTS-COMP-HAD INT** | **38-23-0** | **33-22-1** |
| Avg gain per pass play | 7.7 | 4.9 |
| **KICKOFFS Number-In End Zone-TBs** | **8-7-6** | **3-2-2** |
| **PUNTS Number and Average** | **3-31.7** | **5-41.0** |
| Had Blocked | 0 | 0 |

| | RAMS | FALCONS |
|---|---|---|
| **FGs - PATs Had Blocked** | **0-0** | **0-0** |
| Net Punting Average | 33.7 | 33.8 |
| **TOTAL RETURN YARDAGE (W/O KOR)** | **42** | **-6** |
| No. and Yards Punt Returns | 4-36 | 1-6 |
| No. and Yards Kickoff Returns | 0-0 | 2-65 |
| No. and Yards Interception Returns | 1-6 | 0-0 |
| **PENALTIES Number and Yards** | **5-24** | **5-48** |
| **FUMBLES Number and Lost** | **0-0** | **4-2** |
| **TOUCHDOWNS** | **4** | **1** |
| Rushing | 1 | 0 |
| Passing | 2 | 1 |
| Fumbles | 1 | 0 |
| **EXTRA POINTS Made-Attempts** | **4-4** | **1-1** |
| Kicking Made-Attempts | 4-4 | 1-1 |
| **FIELD GOALS Made-Attempts** | **3-4** | **1-2** |
| **RED ZONE EFFICIENCY** | **3-5-60%** | **1-1-100%** |
| **GOAL TO GO EFFICIENCY** | **1-3-33%** | **0-0-0%** |
| **SAFETIES** | **0** | **0** |
| **FINAL SCORE** | **37** | **10** |
| **TIME OF POSSESSION** | **37:09** | **22:51** |

# FINAL INDIVIDUAL STATISTICS

## LOS ANGELES RAMS

| RUSHING | ATT | YDS | AVG | LG | TD |
|---|---|---|---|---|---|
| T. Gurley | 18 | 41 | 2.3 | 10 | 0 |
| D. Henderson | 11 | 31 | 2.8 | 9 | 0 |
| J. Kelly | 3 | 9 | 3.0 | 6 | 0 |
| R. Woods | 1 | 6 | 6.0 | 6 | 0 |
| J. Goff | 3 | 3 | 1.0 | 2 | 1 |
| **Total** | **36** | **90** | **2.5** | **10** | **1** |

| PASSING | ATT | CMP | YDS | SK/YD | TD | LG | IN | RT. |
|---|---|---|---|---|---|---|---|---|
| J. Goff | 37 | 22 | 268 | 0/0 | 2 | 33 | 0 | 99.8 |
| J. Hekker | 1 | 1 | 23 | 0/0 | 0 | 23 | 0 | 118.8 |
| **Total** | **38** | **23** | **291** | **0/0** | **2** | **33** | **0** | **102.0** |

| RECEIVING | NO | YDS | AVG | LG | TD |
|---|---|---|---|---|---|
| C. Kupp | 6 | 50 | 8.3 | 17 | 0 |
| R. Woods | 5 | 80 | 16.0 | 25 | 0 |
| B. Cooks | 4 | 59 | 14.8 | 21 | 0 |
| G. Everett | 4 | 50 | 12.5 | 33 | 1 |
| N. Scott | 1 | 23 | 23.0 | 23 | 0 |
| T. Gurley | 1 | 13 | 13.0 | 13 | 1 |
| T. Higbee | 1 | 8 | 8.0 | 8 | 0 |
| D. Henderson | 1 | 8 | 8.0 | 8 | 0 |
| J. Mundt | 0 | 0 | 0.0 | 0 | 0 |
| J. Reynolds | 0 | 0 | 0.0 | 0 | 0 |
| **Total** | **23** | **291** | **12.7** | **33** | **2** |

| INTERCEPTIONS | NO | YDS | AVG | LG | TD |
|---|---|---|---|---|---|
| C. Littleton | 1 | 6 | 6.0 | 6 | 0 |
| **Total** | **1** | **6** | **6.0** | **6** | **0** |

| PUNTING | NO | YDS | AVG | NET | TB/I20 | LG |
|---|---|---|---|---|---|---|
| J. Hekker | 3 | 95 | 31.7 | 33.7 | 0/1 | 43 |
| **Total** | **3** | **95** | **31.7** | **33.7** | **0/1** | **43** |

| PUNT RETURNS | NO | YDS | AVG | FC | LG | TD |
|---|---|---|---|---|---|---|
| J. Natson | 3 | 33 | 11.0 | 0 | 35 | 0 |
| M. Thomas | 1 | 3 | 3.0 | 0 | 3 | 0 |
| [OUT OF BOUNDS] | 1 | 0 | 0.0 | 0 | 0 | 0 |
| **Total** | **4** | **36** | **9.0** | **0** | **35** | **0** |

| KICKOFF RETURNS | NO | YDS | AVG | FC | LG | TD |
|---|---|---|---|---|---|---|
| [OUT OF BOUNDS] | 1 | 0 | 0.0 | 0 | 0 | 0 |
| [TOUCHBACK] | 2 | 0 | 0.0 | 0 | 0 | 0 |
| **Total** | **0** | **0** | **0.0** | **0** | **0** | **0** |

## ATLANTA FALCONS

| RUSHING | ATT | YDS | AVG | LG | TD |
|---|---|---|---|---|---|
| D. Freeman | 7 | 19 | 2.7 | 9 | 0 |
| B. Hill | 5 | 11 | 2.2 | 5 | 0 |
| I. Smith | 1 | 7 | 7.0 | 7 | 0 |
| M. Ryan | 1 | 2 | 2.0 | 2 | 0 |
| M. Shaub | 1 | -1 | -1.0 | -1 | 0 |
| **Total** | **15** | **38** | **2.5** | **9** | **0** |

| PASSING | ATT | CMP | YDS | SK/YD | TD | LG | IN | RT. |
|---|---|---|---|---|---|---|---|---|
| M. Ryan | 27 | 16 | 159 | 5/38 | 0 | 39 | 1 | 60.6 |
| M. Schaub | 6 | 6 | 65 | 0/0 | 1 | 19 | 0 | 151.4 |
| **Total** | **33** | **22** | **224** | **5/38** | **1** | **19** | **1** | **83.4** |

| RECEIVING | NO | YDS | AVG | LG | TD |
|---|---|---|---|---|---|
| J.Jones | 6 | 93 | 15.5 | 39 | 0 |
| A.Hooper | 4 | 46 | 11.5 | 19 | 1 |
| C.Ridley | 4 | 30 | 7.5 | 14 | 0 |
| J.Hardy | 2 | 19 | 9.5 | 15 | 0 |
| B.Hill | 2 | 14 | 7.0 | 12 | 0 |
| D.Freeman | 2 | 6 | 3.0 | 4 | 0 |
| R.Gage | 1 | 13 | 13.0 | 13 | 0 |
| M.Sanu | 1 | 3 | 3.0 | 3 | 0 |
| K.Smith | 0 | 0 | 0.0 | 0 | 0 |
| K.Barner | 0 | 0 | 0.0 | 0 | 0 |
| **Total** | **22** | **224** | **10.2** | **39** | **1** |

| INTERCEPTIONS | NO | YDS | AVG | LG | TD |
|---|---|---|---|---|---|
| **Total** | **0** | **0** | **0.0** | **0** | **0** |

| PUNTING | NO | YDS | AVG | NET | TB/I20 | LG |
|---|---|---|---|---|---|---|
| K.Redfern | 5 | 205 | 41.0 | 33.8 | 0/2 | 50 |
| **Total** | **5** | **205** | **41.0** | **33.8** | **0/2** | **50** |

| PUNT RETURNS | NO | YDS | AVG | FC | LG | TD |
|---|---|---|---|---|---|---|
| R.Gage | 1 | -6 | -6.0 | 0 | 33 | 0 |
| [DOWNED] | 1 | 0 | 0.0 | 0 | 0 | 0 |
| [OUT OF BOUNDS] | 1 | 0 | 0.0 | 0 | 0 | 0 |
| **Total** | **1** | **-6** | **-6.0** | **0** | **33** | **0** |

| KICKOFF RETURNS | NO | YDS | AVG | FC | LG | TD |
|---|---|---|---|---|---|---|
| K. Barner | 2 | 65 | 32.5 | 0 | 33 | 0 |
| [TOUCHBACK] | 6 | 0 | 0.0 | 0 | 0 | 0 |
| **Total** | **2** | **65** | **32.5** | **0** | **33** | **0** |

# DEFENSIVE STATISTICS (BASED ON GAMEBOOK)

| PLAYER | T | S | A | S-YDS | I-YDS | PD | FF | FR |
|---|---|---|---|---|---|---|---|---|
| D.Fowler | 7 | 6 | 1 | 3-22 | 0-0 | 1 | 1 | 0 |
| T.Rapp | 6 | 5 | 1 | 0-0 | 0-0 | 0 | 0 | 0 |
| M.Christian | 5 | 3 | 2 | 0-0 | 0-0 | 0 | 0 | 0 |
| T.Reeder | 5 | 2 | 4 | 0-0 | 0-0 | 0 | 1 | 0 |
| T.Hill | 4 | 4 | 0 | 0-0 | 0-0 | 0 | 0 | 0 |
| J.Ramsey | 4 | 4 | 0 | 0-0 | 0-0 | 0 | 1 | 0 |
| C.Littleton | 3 | 3 | 0 | 1-8 | 1-6 | 1 | 0 | 0 |
| M.Brockers | 3 | 3 | 0 | 0-0 | 0-0 | 0 | 0 | 0 |
| T.Howard | 3 | 1 | 2 | 0-0 | 0-0 | 0 | 0 | 0 |
| A.Donald | 2 | 2 | 0 | 1-8 | 0-0 | 0 | 1 | 1 |

| PLAYER | T | S | A | S-YDS | I-YDS | PD | FF | FR |
|---|---|---|---|---|---|---|---|---|
| O.Okoronkwo | 2 | 2 | 0 | 0-0 | 0-0 | 0 | 0 | 0 |
| E.Weddle | 2 | 1 | 1 | 0-0 | 0-0 | 0 | 0 | 0 |
| S.Ebukam | 2 | 0 | 2 | 0-0 | 0-0 | 0 | 0 | 0 |
| S.Joseph | 1 | 1 | 0 | 0-0 | 0-0 | 0 | 0 | 0 |
| N.Robey | 1 | 1 | 0 | 0-0 | 0-0 | 0 | 0 | 0 |
| N.Patrick | 1 | 1 | 0 | 0-0 | 0-0 | 0 | 0 | 0 |
| D.Long | 1 | 1 | 0 | 0-0 | 0-0 | 0 | 0 | 0 |
| M.Fox | 0 | 0 | 0 | 0-0 | 0-0 | 0 | 0 | 0 |
| D.Williams | 0 | 2 | 0 | 0-0 | 0-0 | 0 | 0 | 1 |
| **Totals** | **52** | **42** | **13** | **5-38** | **1-6** | **2** | **4** | **2** |

# 8 LOS ANGELES 24, CINCINNATI 10

## October 29, 2019 - Wembley Stadium - London, England

### Weather: 48 degrees, fair - Attendance 83,720 - Time 3:05

The Los Angeles Rams defeated the Cincinnati Bengals 24-10 before an announced crowd of 83,720 at Wembley Stadium in London on Sunday. The victory extended Los Angeles' win streak to two games heading into the bye week and earned Rams LT Andrew Whitworth the distinction of becoming the 12th starter and second offensive lineman in NFL history to defeat all 32 teams. On the first drive of the game, the Rams' defense forced the Bengals to punt the ball back into their possession. The Rams' ensuing drive – which started from their own 10 and ended at the Cincinnati five – was capped with a 23-yard field goal by Rams K Greg Zuerlein for an early 3-0 lead. Cincinnati responded with a pair of catches by Bengals TE Tyler Eifert and a fourth-down conversion, and tied the game at three with a 28-yard field goal by Bengals K Randy Bullock. Rams WR Cooper Kupp had receptions of 32 and 23 yards that paved the way for a 31-yard touchdown pass down the seam from Rams QB Jared Goff to Rams WR Josh Reynolds and a 10-3 Rams lead with 10:43 left in the second quarter. Kupp had four catches for 101 yards 19 minutes into the game. The Bengals responded with a five-and-a-half-minute scoring drive anchored by the running game, with Bengals QB Andy Dalton throwing a one-yard touchdown pass to Bengals RB Joe Mixon for a 10-10 tie with 5:18 left in the second quarter. A double-reverse flea flicker put the Rams back on top, as Goff found Kupp for a 65-yard touchdown pass. The reception gave Kupp a new career high of 165 yards receiving and the Rams a 17-10 lead which they would take into halftime. Rams RB Todd Gurley II gave L.A. its third touchdown of the day on a three-yard run early in the third quarter, which extended the Rams' lead to 24-10. It was the only points scored by either team during that period. The Rams notched their second straight London win and began getting ready for their bye week. With a notable game on both the offense and defense, Los Angeles was able to find explosive plays throughout the contest, finishing the game with nine offensive plays of at least 20 yards. Kupp finished with seven receptions for a career-high 220 yards, plus one touchdown. Kupp finished the first half with 165 receiving yards, the most in a half from a Rams receiver since Marshall Faulk tallied 168 in 1999. It was tied for the third-highest receiving output in a half in franchise history. His total against the Bengals marked the second-highest in an NFL game this season and fifth time of the season he had 100 plus yards receiving, which is a career high. QB Jared Goff completed 17-of-31 pass attempts for 372 yards and two touchdowns. Gurley finished with 10 carries for 44 yards and scored his sixth rushing touchdown of the season. Defensively, LB Ogbonnia Okoronkwo recorded his first career sacks and DT Aaron Donald got his fifth of the season. This was Donald's fifth time in his career where he has a streak of recording a sack in at least three consecutive games. Rams DE Michael Brockers surpassed the 100 defensive sack yards mark in his career, becoming the 10th player in franchise history to do so. Rams S Taylor Rapp finished the game with a career-high of 12 tackles and entered the day ranked in the top five in tackles by any rookie. Rams OLB Dante Fowler Jr. continued to get to the quarterback, tallying 1.5 sacks in the game. He has now totaled 4.5 sacks in L.A.'s last two games, his most over a two-game span in his career. He now has 6.5 sacks this season and 22.5 in his career. Sunday was McVay's first victory over a former member of his coaching staff, Bengals Head Coach Zac Taylor, in Los Angeles. The win was the 16th time under McVay that the Rams did not trail in the game.

## STARTING LINEUPS

### CINCINNATI BENGALS

| | | | | | |
|---|---|---|---|---|---|
| WR | 19 | A. Tate | LDE | 96 | C. Dunlap |
| LOT | 64 | J. Jerry | NT | 99 | A. Billings |
| LG | 53 | B. Price | DT | 97 | G. Atkins |
| C | 66 | T. Hopkins | RDE | 94 | S. Hubbard |
| RG | 62 | A. Redmond | LB | 59 | N. Vigil |
| ROT | 68 | B. Hart | LB | 52 | P. Brown |
| TE | 87 | C. Uzomah | NCB | 29 | T. McRae |
| WR | 83 | T. Boyd | CB | 23 | B. Webb |
| WR | 85 | T. Eifert | CB | 22 | W. Jackson III |
| QB | 14 | A. Dalton | S | 36 | S. Williams |
| HB | 28 | J. Mixon | S | 30 | J. Bates III |

### LOS ANGELES RAMS

| | | | | | |
|---|---|---|---|---|---|
| WR | 18 | C. Kupp | DE | 90 | M. Brockers |
| TE | 89 | T. Higbee | DT | 99 | A. Donald |
| LT | 77 | A. Whitworth | WILL | 56 | D. Fowler |
| LG | 73 | D. Edwards | OLB | 50 | S. Ebukam |
| C | 55 | Br. Allen | ILB | 58 | C. Littleton |
| RG | 66 | A. Blythe | LCB | 22 | T. Hill |
| RT | 79 | R. Havenstein | RCB | 20 | J. Ramsey |
| WR | 12 | B. Cooks | NCB | 23 | N. Robey |
| WR | 17 | R. Woods | S | 24 | T. Rapp |
| QB | 16 | J. Goff | SS | 26 | M. Christian |
| HB | 30 | T. Gurley | FS | 32 | E. Weddle |

**LOS ANGELES SUBSTITUTIONS:** K 4 G.Zuerlein, P 6 J.Hekker, WR 19 J.Natson, CB 25 D.Long, RB 27 D.Henderson, DB 31 D.Williams, S 33 N.Scott, LB 41 K.Young, RB 42 J.Kelly, LS 44 J.McQuaide, OLB 45 O.Okoronkwo, LB 48 T.Howard, LB 51 T.Reeder, LB 57 N.Patrick, C 65 C.Shelton, DT 69 S.Joseph, T 71 B.Evans, TE 81 G.Everett, TE 82 J.Mundt, WR 83 J.Reynolds, WR 88 M.Thomas, DT 92 T.Smart, DE 97 M.Fox

**LOS ANGELES INACTIVES:** RB 34 M.Brown, DB 39 J.Gervase, LB 52 C.Matthews, LB 54 B.Hager, T 63 A.Corbett, OL 64 J.Demby, DT 91 G.Gaines

**LOS ANGELES DID NOT PLAY:** QB 5 B.Bortles

## SCORING SUMMARY

| | | 1 | 2 | 3 | 4 | OT | TOTAL | FIELD GOALS |
|---|---|---|---|---|---|---|---|---|
| **VISITOR** | Cincinnati Bengals | 0 | 10 | 0 | 0 | - | 10 | (28) |
| **HOME** | Los Angeles Rams | 3 | 14 | 7 | 0 | - | 24 | (23) |

| TEAM | Qtr | Clock Time | Play (Extra Point) (Drive Info) | Visitor | Home |
|---|---|---|---|---|---|
| Rams | 1 | 6:41 | G.Zuerlein 23 yd. Field Goal (12-85, 6:05) | 0 | 3 |
| Bengals | 2 | 14:57 | R.Bullock 28 yd. Field Goal (11-65, 6:44) | 3 | 3 |
| Rams | 2 | 10:43 | J.Reynolds 31 yd. pass from J.Goff (G.Zuerlein kick) (7-92, 4:14) | 3 | 10 |
| Bengals | 2 | 5:18 | J.Mixon 1 yd. pass from A.Dalton (R.Bullock kick) (11-75, 5:25) | 10 | 10 |
| Rams | 2 | 3:57 | C.Kupp 65 yd. pass from J.Goff (G.Zuerlein kick) (3-75, 1:21) | 10 | 17 |
| Rams | 3 | 10:14 | T.Gurley 3 yd. run (G.Zuerlein kick) (10-75, 4:46) | 10 | 24 |

# FINAL TEAM STATISTICS

| | BENGALS | RAMS |
|---|---|---|
| **TOTAL FIRST DOWNS** | **24** | **19** |
| By Rushing | 5 | 6 |
| By Passing | 15 | 13 |
| By Penalty | 4 | 0 |
| **THIRD DOWN EFFICIENCY** | **6-18-33%** | **7-13-54%** |
| **FOURTH DOWN EFFICIENCY** | **4-6-67%** | **0-0-0%** |
| **TOTAL NET YARDS** | **401** | **470** |
| Total Offensive Plays | 79 | 57 |
| Average gain per offensive play | 5.1 | 8.2 |
| **NET YARDS RUSHING** | **104** | **98** |
| Total Rushing Plays | 22 | 26 |
| Average gain per rushing play | 4.7 | 3.8 |
| Tackles for a loss-number and yards | 2-4 | 1-1 |
| **NET YARDS PASSING** | **297** | **372** |
| Times thrown - yards lost attempting to pass | 5-32 | 0-0 |
| Gross yards passing | 329 | 372 |
| **PASS ATTEMPTS-COMP-HAD INT** | **52-32-0** | **31-17-0** |
| Avg gain per pass play | 5.2 | 12.0 |
| **KICKOFFS Number-In End Zone-TBs** | **3-2-2** | **5-5-5** |
| **PUNTS Number and Average** | **5-41.6** | **5-44.4** |
| Had Blocked | 0 | 0 |

| | BENGALS | RAMS |
|---|---|---|
| **FGs - PATs Had Blocked** | **0-0** | **0-0** |
| Net Punting Average | 41.6 | 44.4 |
| **TOTAL RETURN YARDAGE (W/O KOR)** | **0** | **0** |
| No. and Yards Punt Returns | 1-0 | 0-0 |
| No. and Yards Kickoff Returns | 0-0 | 1-14 |
| No. and Yards Interception Returns | 0-0 | 0-0 |
| **PENALTIES Number and Yards** | **6-40** | **9-59** |
| **FUMBLES Number and Lost** | **0-0** | **0-0** |
| **TOUCHDOWNS** | **1** | **3** |
| Rushing | 0 | 1 |
| Passing | 1 | 2 |
| Interceptions | 0 | 0 |
| **EXTRA POINTS Made-Attempts** | **1-1** | **3-3** |
| Kicking Made-Attempts | 1-1 | 3-3 |
| **FIELD GOALS Made-Attempts** | **1-1** | **1-1** |
| **RED ZONE EFFICIENCY** | **1-4-25%** | **1-2-50%** |
| **GOAL TO GO EFFICIENCY** | **1-3-33%** | **1-2-50%** |
| **SAFETIES** | **0** | **0** |
| **FINAL SCORE** | **10** | **24** |
| **TIME OF POSSESSION** | **32:43** | **27:17** |

# FINAL INDIVIDUAL STATISTICS

## CINCINNATI BENGALS

| RUSHING | ATT | YDS | AVG | LG | TD |
|---|---|---|---|---|---|
| J. Mixon | 17 | 66 | 3.9 | 13 | 0 |
| G. Bernard | 3 | 31 | 10..3 | 25 | 0 |
| A. Dalton | 1 | 4 | 4.0 | 4 | 0 |
| T. Boyd | 1 | 3 | 3.0 | 3 | 0 |
| **Total** | **22** | **104** | **4.7** | **25** | **0** |

| PASSING | ATT | CMP | YDS | SK/YD | TD | LG | IN | RT. |
|---|---|---|---|---|---|---|---|---|
| A. Dalton | 52 | 32 | 329 | 5/32 | 1 | 52 | 0 | 86.1 |
| **Total** | **52** | **32** | **329** | **5/32** | **1** | **52** | **0** | **86.1** |

| RECEIVING | NO | YDS | AVG | LG | TD |
|---|---|---|---|---|---|
| A. Erickson | 6 | 97 | 16.2 | 52 | 0 |
| T. Eifert | 6 | 74 | 12.3 | 27 | 0 |
| T. Boyd | 6 | 65 | 10.8 | 22 | 0 |
| A. Tate | 5 | 65 | 13.0 | 27 | 0 |
| J. Mixon | 4 | 11 | 2.8 | 4 | 1 |
| G. Bernard | 2 | 14 | 7.0 | 11 | 0 |
| C. Uzomah | 1 | 4 | 4.0 | 4 | 0 |
| S. Morgan | 1 | 3 | 3.0 | 3 | 0 |
| A. Dalton | 1 | -4 | -4.0 | -4 | 0 |
| **Total** | **32** | **329** | **10.3** | **52** | **1** |

| INTERCEPTIONS | NO | YDS | AVG | LG | TD |
|---|---|---|---|---|---|
| **Total** | **0** | **0** | **0** | **0** | **0** |

| PUNTING | NO | YDS | AVG | NET | TB/I20 | LG |
|---|---|---|---|---|---|---|
| K. Huber | 5 | 208 | 41.6 | 41.6 | 0/3 | 51 |
| **Total** | **5** | **208** | **41.6** | **41.6** | **0/3** | **51** |

| PUNT RETURNS | NO | YDS | AVG | FC | LG | TD |
|---|---|---|---|---|---|---|
| A. Erickson | 1 | 0 | 0.0 | 1 | 0 | 0 |
| [DOWNED] | 2 | 0 | 0.0 | 0 | 0 | 0 |
| [OUT OF BOUNDS] | 1 | 0 | 0.0 | 0 | 0 | 0 |
| **Total** | **1** | **0** | **0.0** | **1** | **0** | **0** |

| KICKOFF RETURNS | NO | YDS | AVG | FC | LG | TD |
|---|---|---|---|---|---|---|
| [TOUCHBACK] | 5 | 0 | 0.0 | 0 | 0 | 0 |
| **Total** | **0** | **0** | **0.0** | **0** | **0** | **0** |

## LOS ANGELES RAMS

| RUSHING | ATT | YDS | AVG | LG | TD |
|---|---|---|---|---|---|
| D. Henderson | 11 | 49 | 4.5 | 15 | 0 |
| T. Gurley | 10 | 44 | 4.4 | 20 | 1 |
| R. Woods | 4 | 6 | 1.5 | 6 | 0 |
| J. Reynolds | 1 | -1 | -1.0 | -1 | 0 |
| **Total** | **26** | **98** | **3.8** | **20** | **1** |

| PASSING | ATT | CMP | YDS | SK/YD | TD | LG | IN | RT. |
|---|---|---|---|---|---|---|---|---|
| J. Goff | 31 | 17 | 372 | 0/0 | 2 | 65 | 0 | 119.3 |
| **Total** | **31** | **17** | **372** | **0/0** | **2** | **65** | **0** | **119.3** |

| RECEIVING | NO | YDS | AVG | LG | TD |
|---|---|---|---|---|---|
| C. Kupp | 7 | 220 | 31.4 | 65 | 1 |
| J. Reynolds | 3 | 73 | 24.3 | 31 | 1 |
| R. Woods | 2 | 36 | 18.0 | 31 | 0 |
| D. Henderson | 2 | 20 | 10.0 | 14 | 0 |
| G. Everett | 2 | 15 | 7.5 | 11 | 0 |
| T. Higbee | 1 | 8 | 8.0 | 8 | 0 |
| B. Cooks | 0 | 0 | 0.0 | 0 | 0 |
| T. Gurley | 0 | 0 | 0.0 | 0 | 0 |
| M. Thomas | 0 | 0 | 0.0 | 0 | 0 |
| **Total** | **17** | **372** | **21.9** | **65** | **2** |

| INTERCEPTIONS | NO | YDS | AVG | LG | TD |
|---|---|---|---|---|---|
| **Total** | **0** | **0** | **0.0** | **0** | **0** |

| PUNTING | NO | YDS | AVG | NET | TB/I20 | LG |
|---|---|---|---|---|---|---|
| J. Hekker | 5 | 222 | 44.4 | 44.4 | 0/3 | 56 |
| **Total** | **5** | **222** | **44.4** | **44.4** | **0/3** | **56** |

| PUNT RETURNS | NO | YDS | AVG | FC | LG | TD |
|---|---|---|---|---|---|---|
| J. Natson | 0 | 0 | 0.0 | 3 | 0 | 0 |
| [DOWNED] | 2 | 0 | 0.0 | 0 | 0 | 0 |
| **Total** | **0** | **0** | **0.0** | **3** | **0** | **0** |

| KICKOFF RETURNS | NO | YDS | AVG | FC | LG | TD |
|---|---|---|---|---|---|---|
| J. Natson | 1 | 14 | 14.0 | 0 | 14 | 0 |
| [TOUCHBACK] | 2 | 0 | 0.0 | 0 | 0 | 0 |
| **Total** | **1** | **14** | **14.0** | **0** | **14** | **0** |

# DEFENSIVE STATISTICS (BASED ON GAMEBOOK)

| PLAYER | T | S | A | S-YDS | I-YDS | PD | FF | FR |
|---|---|---|---|---|---|---|---|---|
| T. Rapp | 12 | 9 | 3 | 0-0 | 0-0 | 1 | 0 | 0 |
| C. Littleton | 8 | 5 | 3 | 0.5-3 | 0-0 | 0 | 0 | 0 |
| E. Weddle | 6 | 6 | 0 | 0-0 | 0-0 | 0 | 0 | 0 |
| J. Ramsey | 6 | 6 | 0 | 0-0 | 0-0 | 0 | 0 | 0 |
| M. Christian | 5 | 5 | 0 | 0-0 | 0-0 | 1 | 0 | 0 |
| M. Brockers | 5 | 4 | 1 | 0.5-4.5 | 0-0 | 0 | 0 | 0 |
| D. Fowler | 4 | 3 | 1 | 1.5-13.5 | 0-0 | 0 | 0 | 0 |
| A. Donald | 3 | 3 | 0 | 1-3 | 0-0 | 0 | 0 | 0 |

| PLAYER | T | S | A | S-YDS | I-YDS | PD | FF | FR |
|---|---|---|---|---|---|---|---|---|
| T. Hill | 3 | 3 | 0 | 0-0 | 0-0 | 1 | 0 | 0 |
| S. Ebukam | 3 | 2 | 1 | 0-0 | 0-0 | 1 | 0 | 0 |
| D. Williams | 2 | 2 | 0 | 0-0 | 0-0 | 0 | 0 | 0 |
| O. Okoronkwo | 2 | 1 | 1 | 1.5-8 | 0-0 | 0 | 0 | 0 |
| N. Robey | 1 | 1 | 0 | 0-0 | 0-0 | 2 | 0 | 0 |
| S. Joseph | 1 | 1 | 0 | 0-0 | 0-0 | 0 | 0 | 0 |
| M. Fox | 1 | 1 | 0 | 0-0 | 0-0 | 0 | 0 | 0 |
| K. Young | 0 | 1 | 0 | 0-0 | 0-0 | 0 | 0 | 0 |
| **Totals** | **62** | **53** | **10** | **5-32** | **0-0** | **6** | **0** | **0** |

# 10 PITTSBURGH 17, LOS ANGELES 12

## November 10, 2019 - Heinz Stadium - Pittsburgh, Pa.

### Weather: 55 degrees, clear - Attendance 63,627 - Time 3:32

Despite a valiant effort by the Los Angeles Rams' defense, the Rams were unable to complete a late comeback, falling to the Pittsburgh Steelers 17-12 at Heinz Field on Sunday. The Rams got on the scoreboard on the first drive of the game due in part to a mishandled snap from Pittsburgh C Maurkice Pouncey that sailed over the head of Steeleres QB Mason Rudolph. Rams LB Dante Fowler Jr. scooped up the fumble and return it 25 yards for the touchdown and a 7-0 L.A. lead 47 seconds into the game. This was Fowler's second touchdown of his career and first since 2017. This play marked the fourth time that the Rams forced a turnover on an opening drive this season. Both teams traded possessions that ended in punts before the Steelers answered with a 3-yard touchdown pass from Rudolph to Steelers WR James Washington for a 7-7 tie with 34 seconds left in the first quarter. The Rams' defense shut down the Steelers' offense and forced them to two punts in the second quarter before Rams CB Nickell Robey-Coleman punched the ball out of Washington's hands. This resulted in Rams LB Cory Littleton recovering it and coming up with L.A.'s second takeaway of the game. This was Robey-Coleman's second forced fumble of the season and fourth in his career. Littleton's recovery was his third of the season. Los Angeles has now forced 13 total fumbles this season and is tied for the most in the league. With 1:56 left in the first half, Steelers NT Javon Hargrave's sack fumble on Rams QB Jared Goff was scooped up by Steelers S Minkah Fitzpatrick, who returned it 43 yards for the touchdown to give Pittsburgh a 14-7 lead over Los Angeles. On the ensuing drive, the Rams' offense positioned Rams K Greg Zuerlein for a 56-yard field goal try with three seconds left in the half, but his attempt went wide left. Starting off the second half of the game, Goff's pass intended for TE Tyler Higbee was intercepted by Steelers CB Joe Haden on the first offensive drive. The Rams' defense came in strong and forced the Steelers to punt. The Rams' offense faced a fourth-and-1 from their own 29 and the Rams chose to go for the conversion. However, it was unsuccessful after Rams P Johnny Hekker's pass on the fake was intercepted at L.A.'s own 31-yard line. The Rams' defense responded with a key stop as Rams LB Clay Matthews sacked Rudolph which resulted in a five-yard loss for the Steelers. Though Goff took a hit to the lower body on his pass attempt on second down and was replaced by Rams QB Blake Bortles on third down on the Rams' prior offensive series, Goff returned for their next play. Anchored by tough running from Rams RB Todd Gurley II, including a 22-yard carry, Los Angeles reached Pittsburgh's 12-yard line and kicked in a 30-yard field goal by Zuerlein, which reduced the Rams' deficit to 14-10 with 11 seconds left in the third quarter. While the Rams' defense would get another stop early, the ensuing drive saw the Rams' offense go 3-and-out. The ensuing punt by Hekker pinned the Steelers at their own 5 and set up a safety after Rams DT Aaron Donald and Matthews shared a sack in the endzone, putting the score at 14-12 with 12:46 left. This was the Rams' first safety of the season. Since becoming a Ram, Matthews has recorded a sack in every game that he has played in. Matthews' streak of recording a sack in six-straight regular season games played is the longest of his career. Getting the ball on the ensuing free kick, L.A.'s offensive drive stalled at its own 38, forcing Hekker to punt again. However, the Rams' defense was able to hold the Steelers to a 33-yard field goal by Steelers K Chris Boswell, keeping it a one-possession game of 17-12 Pittsburgh with 2:46 left in the game. Keyed by a 30-yard kickoff return by Rams WR JoJo Natson, the Rams marched all the way down to the Steelers 30 and were forced to go for it on fourth-and-10. The conversion was unsuccessful after Goff's pass intended for Rams WR Josh Reynolds fell incomplete. L.A.'s defense would come up clutch, though, getting another key stop while armed with all three timeouts. It would use all three, but still forced Pittsburgh to punt. Given one more chance to mount a comeback, Goff's pass intended for Rams WR Robert Woods was tipped and intercepted by Fitzpatrick, ending the game with a Pittsburgh win of 17-12. Despite the loss, the Rams achieved several milestones. On offense, after throwing for 243 yards in Sunday's contest, Goff surpassed 12,000 career passing yards. He is the second active QB under the age of 25 to accomplish the feat. TE's Gerald Everett and Tyler Higbee combined for 11 catches. It was the fourth time this season that both players each recorded three or more catches in a game. Everett ended the day with a career-high of eight catches. Defensively, Littleton finished the day with a career-high of 14 tackles, which is the third time he has tied his career-best mark this season. Rams S Taylor Rapp finished the game with nine tackles which was the rookies second-most in a game this season. The Rams' defense accounted for eight points in the game after returning a fumble for a touchdown and recording a safety. The total was the unit's most in a game this season. Against Pittsburgh, the Rams continue to lead their all-time series, 15-10-2.

## STARTING LINEUPS

### LOS ANGELES RAMS

| | | | | | |
|---|---|---|---|---|---|
| WR | 18 | C. Kupp | DE | 90 | M. Brockers |
| TE | 89 | T. Higbee | NT | 69 | S. Joseph |
| LT | 77 | A. Whitworth | DT | 99 | A. Donald |
| LG | 73 | D. Edwards | WILL | 56 | D. Fowler |
| C | 55 | Br. Allen | OLB | 52 | C. Matthews |
| RG | 66 | A. Blythe | ILB | 58 | C. Littleton |
| RT | 79 | R. Havenstein | ILB | 51 | T. Reeder |
| WR | 83 | J. Reynolds | LCB | 22 | T. Hill |
| WR | 17 | R. Woods | RCB | 20 | J. Ramsey |
| QB | 16 | J. Goff | SS | 24 | T. Rapp |
| RB | 30 | T. Gurley | FS | 32 | E. Weddle |

### PITTSBURGH STEELERS

| | | | | | |
|---|---|---|---|---|---|
| TE | 88 | N. Vannett | DT | 97 | C. Heyward |
| LT | 78 | A. Villanueva | NT | 79 | J. Hargrave |
| LG | 71 | M. Feiler | RILB | 55 | D. Bush |
| C | 53 | M. Pouncey | LOLB | 90 | T. Watt |
| RG | 66 | D. DeCastro | LILB | 26 | M. Barron |
| RT | 76 | C. Okorafor | DB | 28 | M. Hilton |
| TE | 89 | V. McDonald | ROLB | 48 | B. Dupree |
| RB | 38 | J. Samuels | LCB | 23 | J. Haden |
| WR | 18 | D. Johnson | FS | 39 | M. Fitzpatrick |
| QB | 2 | M. Rudolph | SS | 34 | Te. Edmunds |
| WR | 19 | J. Smith-Schuster | RCB | 22 | S. Nelson |

**LOS ANGELES SUBSTITUTIONS:** K 4 G.Zuerlein, QB 5 B.Bortles, P 6 J.Hekker, WR 19 J.Natson, CB 23 N.Robey, CB 25 D.Long, S 26 M.Christian, RB 27 D.Henderson, DB 31 D.Williams, S 33 N.Scott, RB 34 M.Brown, LB 41 K.Young, LS 44 J.McQuaide, OLB 45 O.Okoronkwo, LB 48 T.Howard, OLB 50 S.Ebukam, LB 57 N.Patrick, T 63 A.Corbett, C 65 C.Shelton, TE 81 G.Everett, TE 82 J.Mundt, WR 88 M.Thomas, DT 91 G.Gaines, DE 97 M.Fox

**LOS ANGELES INACTIVES:** WR 12 B.Cooks, DB 39 J.Gervase, RB 42 J.Kelly, LB 54 B.Hager, OL 64 J.Demby, T 71 B.Evans, DT 92 T.Smart

**LOS ANGELES DID NOT PLAY:**

## SCORING SUMMARY

| | | 1 | 2 | 3 | 4 | OT | TOTAL | FIELD GOALS |
|---|---|---|---|---|---|---|---|---|
| **VISITOR** | Los Angeles Rams | 7 | 0 | 3 | 2 | - | 12 | 56WL (30) |
| **HOME** | Pittsburgh Steelers | 7 | 7 | 0 | 3 | - | 17 | (33) |

| TEAM | Qtr | Clock Time | Play (Extra Point) (Drive Info) | Visitor | Home |
|---|---|---|---|---|---|
| Rams | 1 | 14:46 | D.Fowler 26 yd. fumble return (G.Zuerlein kick) | 7 | 0 |
| Steelers | 1 | 0:34 | J.Washington 3 yd. pass from M.Rudolph (C.Boswell kick) (9-82, 4:14) | 7 | 7 |
| Steelers | 2 | 1:44 | M.Fitzpatrick 43 yd. fumble return (C.Boswell kick) | 7 | 14 |
| Rams | 3 | 0:11 | G.Zuerlein 30 yd. Field Goal (11-76, 5:32) | 10 | 14 |
| Rams | 4 | 12:40 | M.Rudolph sacked in end zone by A.Donald, C.Matthews for a Safety | 12 | 14 |
| Steelers | 4 | 2:46 | C.Boswell 33 yd. Field Goal (14-60, 8:00) | 12 | 17 |

# FINAL TEAM STATISTICS

| | RAMS | STEELERS |
|---|---|---|
| **TOTAL FIRST DOWNS** | **16** | **15** |
| By Rushing | 3 | 2 |
| By Passing | 10 | 10 |
| By Penalty | 3 | 3 |
| **THIRD DOWN EFFICIENCY** | **1-14-7%** | **5-16-31%** |
| **FOURTH DOWN EFFICIENCY** | **0-2-0%** | **1-1-100%** |
| **TOTAL NET YARDS** | **306** | **273** |
| Total Offensive Plays | 69 | 68 |
| Average gain per offensive play | 4.4 | 4.0 |
| **NET YARDS RUSHING** | **88** | **42** |
| Total Rushing Plays | 23 | 27 |
| Average gain per rushing play | 3.8 | 1.6 |
| Tackles for a loss-number and yards | 2-5 | 6-14 |
| **NET YARDS PASSING** | **218** | **231** |
| Times thrown - yards lost attempting to pass | 4-25 | 3-11 |
| Gross yards passing | 243 | 242 |
| **PASS ATTEMPTS-COMP-HAD INT** | **42-22-3** | **38-22-0** |
| Avg gain per pass play | 4.7 | 5.6 |
| **KICKOFFS Number-In End Zone-TBs** | **3-2-2** | **5-2-1** |
| **PUNTS Number and Average** | **8-47.4** | **9-42.6** |
| Had Blocked | 0 | 0 |

| | RAMS | STEELERS |
|---|---|---|
| **FGs - PATs Had Blocked** | **0-0** | **0-0** |
| Net Punting Average | 42.3 | 40.2 |
| **TOTAL RETURN YARDAGE (W/O KOR)** | **21** | **36** |
| No. and Yards Punt Returns | 3-21 | 4-21 |
| No. and Yards Kickoff Returns | 4-94 | 1-20 |
| No. and Yards Interception Returns | 0-0 | 3-15 |
| **PENALTIES Number and Yards** | **10-95** | **13-107** |
| **FUMBLES Number and Lost** | **4-1** | **4-2** |
| **TOUCHDOWNS** | **1** | **2** |
| Rushing | 0 | 0 |
| Passing | 0 | 1 |
| Fumbles | 1 | 1 |
| **EXTRA POINTS Made-Attempts** | **1-1** | **2-2** |
| Kicking Made-Attempts | 1-1 | 2-2 |
| **FIELD GOALS Made-Attempts** | **1-2** | **1-1** |
| **RED ZONE EFFICIENCY** | **0-1-0%** | **1-2-50%** |
| **GOAL TO GO EFFICIENCY** | **0-0-0%** | **1-1-100%** |
| **SAFETIES** | **1** | **0** |
| **FINAL SCORE** | **12** | **17** |
| **TIME OF POSSESSION** | **28:20** | **31:40** |

# FINAL INDIVIDUAL STATISTICS

## LOS ANGELES RAMS

| RUSHING | ATT | YDS | AVG | LG | TD |
|---|---|---|---|---|---|
| T. Gurley | 12 | 73 | 6.1 | 22 | 0 |
| M. Brown | 5 | 10 | 2.0 | 5 | 0 |
| D. Henderson | 4 | 4 | 1.0 | 3 | 0 |
| B. Bortles | 1 | 1 | 1.0 | 1 | 0 |
| J. Goff | 1 | 0 | 0.0 | 0 | 0 |
| **Total** | **23** | **88** | **3.8** | **22** | **0** |

| PASSING | ATT | CMP | YDS | SK/YD | TD | LG | IN | RT. |
|---|---|---|---|---|---|---|---|---|
| J. Goff | 41 | 22 | 243 | 4/25 | 0 | 24 | 2 | 51.2 |
| J. Hekker | 1 | 0 | 0 | 0/0 | 0 | 0 | 1 | 0.0 |
| **Total** | **42** | **22** | **243** | **4/25** | **0** | **24** | **2** | **40.1** |

| RECEIVING | NO | YDS | AVG | LG | TD |
|---|---|---|---|---|---|
| G. Everett | 8 | 68 | 8.5 | 17 | 0 |
| R. Woods | 7 | 95 | 13.6 | 24 | 0 |
| J. Reynolds | 3 | 49 | 16.3 | 21 | 0 |
| T. Higbee | 3 | 22 | 7.3 | 12 | 0 |
| J. Mundt | 1 | 9 | 9.0 | 9 | 0 |
| **Total** | **22** | **243** | **11.0** | **24** | **0** |

| INTERCEPTIONS | NO | YDS | AVG | LG | TD |
|---|---|---|---|---|---|
| **Total** | **0** | **0** | **0.0** | **0** | **0** |

| PUNTING | NO | YDS | AVG | NET | TB/I20 | LG |
|---|---|---|---|---|---|---|
| J. Hekker | 8 | 379 | 47.4 | 42.3 | 1/2 | 56 |
| **Total** | **8** | **379** | **47.4** | **42.3** | **1/2** | **56** |

| PUNT RETURNS | NO | YDS | AVG | FC | LG | TD |
|---|---|---|---|---|---|---|
| J. Natson | 3 | 21 | 7.0 | 4 | 18 | 0 |
| [DOWNED] | 2 | 0 | 0.0 | 0 | 0 | 0 |
| **Total** | **3** | **21** | **7.0** | **4** | **18** | **0** |

| KICKOFF RETURNS | NO | YDS | AVG | FC | LG | TD |
|---|---|---|---|---|---|---|
| J. Natson | 4 | 94 | 23.5 | 0 | 30 | 0 |
| [TOUCHBACK] | 1 | 0 | 0.0 | 0 | 0 | 0 |
| **Total** | **4** | **94** | **23.5** | **0** | **30** | **0** |

## PITTSBURGH STEELERS

| RUSHING | ATT | YDS | AVG | LG | TD |
|---|---|---|---|---|---|
| J. Samuels | 14 | 29 | 2.1 | 8 | 0 |
| T. Brooks-James | 6 | 11 | 1.8 | 8 | 0 |
| V. McDonald | 1 | 2 | 2.0 | 2 | 0 |
| T. Edmunds | 4 | 1 | 0.3 | 3 | 0 |
| M. Rudolph | 2 | -1 | -0.5 | 0 | 0 |
| **Total** | **27** | **42** | **1.6** | **8** | **0** |

| PASSING | ATT | CMP | YDS | SK/YD | TD | LG | IN | RT. |
|---|---|---|---|---|---|---|---|---|
| M.Rudolph | 38 | 22 | 242 | 3/11 | 1 | 34 | 0 | 85.6 |
| **Total** | **38** | **22** | **242** | **3/11** | **1** | **34** | **0** | **85.6** |

| RECEIVING | NO | YDS | AVG | LG | TD |
|---|---|---|---|---|---|
| J.Washington | 6 | 90 | 15.0 | 34 | 1 |
| D.Johnson | 4 | 64 | 16.0 | 30 | 0 |
| J.Smith-Schuster | 3 | 44 | 14.7 | 20 | 0 |
| V.McDonald | 3 | 11 | 3.7 | 9 | 0 |
| J.Samuels | 3 | 11 | 3.7 | 5 | 0 |
| T.Edmunds | 2 | 14 | 7.0 | 8 | 0 |
| N.Vannett | 1 | 8 | 8.0 | 8 | 0 |
| **Total** | **22** | **242** | **11.0** | **34** | **1** |

| INTERCEPTIONS | NO | YDS | AVG | LG | TD |
|---|---|---|---|---|---|
| M.Fitzpatrick | 1 | 14 | 14.0 | 14 | 0 |
| T.Edmunds | 1 | 2 | 2.0 | 2 | 0 |
| J.Haden | 1 | -1 | -1.0 | -1 | 0 |
| **Total** | **3** | **15** | **5.0** | **14** | **0** |

| PUNTING | NO | YDS | AVG | NET | TB/I20 | LG |
|---|---|---|---|---|---|---|
| J.Berry | 9 | 383 | 42.6 | 40.2 | 0/4 | 59 |
| **Total** | **9** | **383** | **42.6** | **40.2** | **0/4** | **59** |

| PUNT RETURNS | NO | YDS | AVG | FC | LG | TD |
|---|---|---|---|---|---|---|
| D.Johnson | 3 | 22 | 7.3 | 0 | 14 | 0 |
| R.Switzer | 1 | -1 | -1.0 | 2 | -1 | 0 |
| [OUT OF BOUNDS] | 1 | 0 | 0.0 | 0 | 0 | 0 |
| [TOUCHBACK] | 1 | 0 | 0.0 | 0 | 0 | 0 |
| **Total** | **4** | **21** | **5.3** | **2** | **14** | **0** |

| KICKOFF RETURNS | NO | YDS | AVG | FC | LG | TD |
|---|---|---|---|---|---|---|
| R.Switzer | 1 | 20 | 20.0 | 0 | 20 | 0 |
| [TOUCHBACK] | 2 | 0 | 0.0 | 0 | 0 | 0 |
| **Total** | **1** | **20** | **20.0** | **0** | **20** | **0** |

# DEFENSIVE STATISTICS (BASED ON GAMEBOOK)

| PLAYER | T | S | A | S-YDS | I-YDS | PD | FF | FR |
|---|---|---|---|---|---|---|---|---|
| C.Littleton | 14 | 9 | 5 | 0-0 | 0-0 | 0 | 1 | 1 |
| T.Rapp | 9 | 6 | 3 | 0-0 | 0-0 | 0 | 0 | 0 |
| T.Hill | 7 | 7 | 0 | 0-0 | 0-0 | 1 | 0 | 0 |
| E.Weddle | 7 | 4 | 3 | 0-0 | 0-0 | 0 | 0 | 0 |
| A.Donald | 5 | 3 | 2 | 0.5-2.5 | 0-0 | 0 | 0 | 0 |
| N.Robey | 4 | 5 | 0 | 0-0 | 0-0 | 0 | 1 | 0 |
| J.Ramsey | 3 | 3 | 0 | 0-0 | 0-0 | 0 | 0 | 0 |
| C.Matthews | 3 | 2 | 1 | 1.5-7.5 | 0-0 | 1 | 0 | 0 |
| M.Brockers | 3 | 2 | 1 | 0-0 | 0-0 | 0 | 0 | 0 |
| M.Christian | 2 | 1 | 1 | 0-0 | 0-0 | 1 | 0 | 0 |
| D.Fowler | 2 | 1 | 1 | 0-0 | 0-0 | 0 | 0 | 1 |
| S.Ebukam | 2 | 1 | 1 | 0-0 | 0-0 | 0 | 0 | 0 |

| PLAYER | T | S | A | S-YDS | I-YDS | PD | FF | FR |
|---|---|---|---|---|---|---|---|---|
| M.Fox | 1 | 1 | 0 | 1-1 | 0-0 | 0 | 0 | 0 |
| T.Reeder | 1 | 2 | 0 | 0-0 | 0-0 | 0 | 0 | 0 |
| S.Joseph | 1 | 0 | 1 | 0-0 | 0-0 | 0 | 0 | 0 |
| O.Okoronkwo | 0 | 0 | 1 | 0-0 | 0-0 | 0 | 0 | 0 |
| G.Gaines | 0 | 0 | 0 | 0-0 | 0-0 | 0 | 0 | 0 |
| J.Mundt | 0 | 2 | 0 | 0-0 | 0-0 | 0 | 1 | 0 |
| M.Thomas | 0 | 1 | 0 | 0-0 | 0-0 | 0 | 0 | 0 |
| T.Howard | 0 | 1 | 0 | 0-0 | 0-0 | 0 | 0 | 0 |
| T.Higbee | 0 | 0 | 0 | 0-0 | 0-0 | 0 | 0 | 0 |
| D.Long | 0 | 0 | 0 | 0-0 | 0-0 | 0 | 0 | 0 |
| R.Woods | 0 | 0 | 0 | 0-0 | 0-0 | 0 | 0 | 0 |
| C.Shelton | 0 | 0 | 0 | 0-0 | 0-0 | 0 | 0 | 1 |
| **Totals** | **64** | **51** | **20** | **3-11** | **0-0** | **3** | **3** | **3** |

# 11 LOS ANGELES 17, CHICAGO 7

## November 17, 2019 - Los Angeles Memorial Coliseum - Los Angeles, Calif.

### Weather: 79 degrees, clear - Attendance 70,758 - Time 2:52

Strong contributions from the run game coupled with a strong defensive performance helped the Los Angeles Rams bounce back with a 17-7 win over the Chicago Bears Sunday night at Los Angeles Memorial Coliseum. Bears K Eddy Piñeiro missed a 48-yard field goal attempt wide left on the opening drive. However, the Bears got the ball back on a fumble by Rams RB Todd Gurley II, recovered by the Bears at the Rams 46-yard line. With 9:15 left in the first quarter, the Bears chose to go for it on fourth-and-9 from the Rams 31-yard line. However, the conversion was unsuccessful after Los Angeles CB Jalen Ramsey broke up a pass for intended for Chicago WR Taylor Gabriel and forced the turnover. A 13-yard run and 13-yard reception by Gurley on the ensuing drive helped push Los Angeles into Bears territory. However, Rams QB Jared Goff was picked off by Bears LB Roquan Smith. The Bears were unable to capitalize with the Rams' defense shutting them down to kick a field goal. With 11:31 left in the first half, Piñeiro 's 47-yard field goal attempt went wide right at the end of the drive for his second miss of the contest. Rams K Greg Zuerlein tacked on a 38-yard field goal early in the second quarter for a 3-0 lead. Rams CB Troy Hill intercepted a pass deflected from Trubisky's pass a little over six minutes later that helped set up a 51-yard deep pass from Goff to Rams WR Cooper Kupp to put the ball at the 1-yard line. Gurley pushed through the Bears defense and scored a one-yard touchdown to give the Rams a 10-0 lead with 3:28 left. This was Gurley's seventh rushing touchdown of the season, which helped him pass RB Steven Jackson and moved into the 11th spot on L.A.'s all-time scoring list with 390 points. Gurley has now scored the second-most points of any RB in Rams franchise history. The Rams took that 10-point lead into halftime. After forcing a three-and-out by the Rams, the Bears took advantage with a 12-play, 80-yard scoring drive. Trubisky's 14-yard touchdown pass to Bears RB Tarik Cohen at the end of the series brought the score to 10-7 with 7:10 left in the third quarter. It would be the only scoring play of the period. Midway through the fourth quarter, the Rams had a 51-yard touchdown pass from Goff to WR Josh Reynolds nullified by an illegal formation penalty. The Rams still found the endzone on a five-yard touchdown run by Rams RB Malcolm Brown at the end of the drive to extend their lead to 17-7 with 3:31 left in the game. Taking over on downs, the Rams would run out the final 1:48 on the clock to secure their sixth win of the season. It was a notable game for both the offense and defense. Gurley led Los Angeles' offense with a season-high 133 yards from scrimmage – 97 rushing yards on 25 carries with one touchdown and three receptions for 36 yards. He surpassed the 5,000 career rushing yards threshold with a 10-yard carry in the first quarter. Gurley became the sixth running back in franchise history to accomplish the feat. Gurley also reached the 2,000-career receiving yard plateau with a six-yard reception in the third quarter. Rams T Bobby Evans had his first career start and Rams OL Austin Corbett made his first start as a Ram. Evans and Corbett were part of an offensive line that did not allow Goff to get sacked in the game. Defensively, Hill had his first interception of the season and the third of his career. Hill also sacked Trubisky in the third quarter, recording the first sack of his career. With a sack and an interception in the game, Hill became the first member of the secondary to record a sack and an interception in a game since 2013. Rams DL Michael Brockers passed the 500-career tackle with five tackles in the game. Rams LB Samsom Ebukam recorded his 100th tackle of his career in the first quarter and Ebukam recorded a tackle for loss, giving the Rams 1,000 tackles for loss in franchise history. Rams DT Aaron Donald tallied 2.0 sacks, which made it his 13th time in his career the record at least 2.0 sacks in a game. Donald also tallied four tackles, two tackles for loss, four quarterback hits and a pass defensed. With the win, Los Angeles is now 2-0 in Sunday Night Football contests this season.

## STARTING LINEUPS

### CHICAGO BEARS

| | | | | | |
|---|---|---|---|---|---|
| WR | 18 | T.Gabriel | DT | 95 | R.Robertson-Harris |
| TE | 82 | B.Braunecker | NT | 91 | E.Goldman |
| RT | 70 | B.Massie | DE | 98 | B.Nichols |
| RG | 69 | R.Coward | OLB | 52 | K.Mack |
| C | 65 | C.Whitehair | ILB | 44 | N.Kwiatkoski |
| LG | 68 | J.Daniels | ILB | 58 | R.Smith |
| LT | 72 | C.Leno | OLB | 94 | L.Floyd |
| QB | 10 | M.Trubisky | CB | 23 | K.Fuller |
| RB | 29 | T.Cohen | S | 21 | H.Clinton-Dix |
| WR | 12 | A.Robinson | S | 39 | E.Jackson |
| WR | 17 | A.Miller | CB | 20 | P.Amukamara |

### LOS ANGELES RAMS

| | | | | | |
|---|---|---|---|---|---|
| WR | 18 | C.Kupp | DE | 90 | M.Brockers |
| TE | 89 | T.Higbee | NT | 69 | S.Joseph |
| LT | 77 | A.Whitworth | DT | 99 | A.Donald |
| LG | 63 | A.Corbett | WILL | 56 | D.Fowler |
| C | 66 | A.Blythe | OLB | 52 | C.Matthews |
| RG | 73 | D.Edwards | ILB | 58 | C.Littleton |
| RT | 71 | B.Evans | LCB | 22 | T.Hill |
| WR | 83 | J.Reynolds | RCB | 20 | J.Ramsey |
| TE | 82 | J.Mundt | SS | 24 | T.Rapp |
| QB | 16 | J.Goff | FS | 32 | E.Weddle |
| HB | 30 | T.Gurley | CB | 23 | N.Robey |

**LOS ANGELES SUBSTITUTIONS:** K 4 G.Zuerlein, P 6 J.Hekker, WR 14 N.Webster, WR 19 J.Natson, CB 21 D.Deayon, CB 25 D.Long, S 26 M.Christian, RB 27 D.Henderson, S 33 N.Scott, RB 34 M.Brown, LB 41 K.Young, LS 44 J.McQuaide, OLB 45 O.Okoronkwo, LB 48 T.Howard, OLB 50 S.Ebukam, LB 51 T.Reeder, LB 57 N.Patrick, C 65 C.Shelton, T 67 C.Brewer, TE 81 G.Everett, WR 88 M.Thomas, DT 92 T.Smart, DE 97 M.Fox

**LOS ANGELES INACTIVES:** WR 12 B.Cooks, WR 17 R.Woods, DB 31 D.Williams, S 39 J.Gervase, OL 64 J.Demby, T 79 R.Havenstein, DT 91 G.Gaines

**LOS ANGELES DID NOT PLAY:** QB 5 B.Bortles

## SCORING SUMMARY

| | | 1 | 2 | 3 | 4 | OT | TOTAL | FIELD GOALS |
|---|---|---|---|---|---|---|---|---|
| **VISITOR** | Chicago Bears | 0 | 0 | 7 | 0 | - | 7 | 48WL 47WR |
| **HOME** | Los Angeles Rams | 0 | 10 | 0 | 7 | - | 17 | (38) |

| TEAM | Qtr | Clock Time | Play (Extra Point) (Drive Info) | Visitor | Home |
|---|---|---|---|---|---|
| Rams | 2 | 11:31 | G.Zuerlein 38 yd. Field Goal (8-43, 4:26) | 0 | 3 |
| Rams | 2 | 3:28 | T.Gurley 1 yd. run (G.Zuerlein kick) (4-56, 1:55) | 0 | 10 |
| Bears | 3 | 7:10 | T.Cohen 14 yd. pass from M.Trubisky (E.Pineiro kick) (12-80, 5:51) | 7 | 10 |
| Rams | 4 | 3:31 | M.Brown 5 yd. run (G.Zuerlein kick) (8-71, 4:11) | 7 | 17 |

# FINAL TEAM STATISTICS

| | BEARS | RAMS |
|---|---|---|
| **TOTAL FIRST DOWNS** | **17** | **13** |
| By Rushing | 5 | 7 |
| By Passing | 10 | 6 |
| By Penalty | 2 | 0 |
| **THIRD DOWN EFFICIENCY** | **6-17-35%** | **3-10-30%** |
| **FOURTH DOWN EFFICIENCY** | **0-2-0%** | **0-0-0%** |
| **TOTAL NET YARDS** | **267** | **283** |
| Total Offensive Plays | 74 | 52 |
| Average gain per offensive play | 3.6 | 5.4 |
| **NET YARDS RUSHING** | **74** | **110** |
| Total Rushing Plays | 24 | 34 |
| Average gain per rushing play | 3.1 | 3.2 |
| Tackles for a loss-number and yards | 3-5 | 3-9 |
| **NET YARDS PASSING** | **193** | **173** |
| Times thrown - yards lost attempting to pass | 3-6 | 0-0 |
| Gross yards passing | 199 | 173 |
| **PASS ATTEMPTS-COMP-HAD INT** | **47-25-1** | **18-11-1** |
| Avg gain per pass play | 3.9 | 9.6 |
| **KICKOFFS Number-In End Zone-TBs** | **2-1-1** | **4-3-1** |
| **PUNTS Number and Average** | **6-43.0** | **6-54.8** |
| Had Blocked | 0 | 0 |

| | BEARS | RAMS |
|---|---|---|
| **FGs - PATs Had Blocked** | **0-0** | **0-0** |
| Net Punting Average | 43.0 | 44.8 |
| **TOTAL RETURN YARDAGE (W/O KOR)** | **0** | **6** |
| No. and Yards Punt Returns | 0-0 | 2-0 |
| No. and Yards Kickoff Returns | 3-85 | 1-27 |
| No. and Yards Interception Returns | 1-0 | 1-6 |
| **PENALTIES Number and Yards** | **2-25** | **6-34** |
| **FUMBLES Number and Lost** | **0-0** | **3-1** |
| **TOUCHDOWNS** | **1** | **2** |
| Rushing | 0 | 2 |
| Passing | 1 | 0 |
| Interceptions | 1 | 1 |
| **EXTRA POINTS Made-Attempts** | **1-1** | **2-2** |
| Kicking Made-Attempts | 1-1 | 2-2 |
| **FIELD GOALS Made-Attempts** | **0-2** | **1-1** |
| **RED ZONE EFFICIENCY** | **1-1-100%** | **2-3-67%** |
| **GOAL TO GO EFFICIENCY** | **0-0-0%** | **2-3-67%** |
| **SAFETIES** | **0** | **0** |
| **FINAL SCORE** | **7** | **17** |
| **TIME OF POSSESSION** | **32:44** | **27:16** |

# FINAL INDIVIDUAL STATISTICS

## CHICAGO BEARS

| RUSHING | ATT | YDS | AVG | LG | TD |
|---|---|---|---|---|---|
| T.Cohen | 9 | 39 | 4.3 | 12 | 0 |
| D.Montgomery | 14 | 31 | 2.2 | 5 | 0 |
| M.Trubisky | 1 | 4 | 4.0 | 4 | 0 |
| **Total** | **24** | **74** | **3.1** | **12** | **0** |

| PASSING | ATT | CMP | YDS | SK/YD | TD | LG | IN | RT. |
|---|---|---|---|---|---|---|---|---|
| M.Trubisky | 43 | 24 | 190 | 1/2 | 1 | 19 | 1 | 65.1 |
| C.Daniel | 4 | 1 | 9 | 2/4 | 0 | 9 | 0 | 39.6 |
| **Total** | **47** | **25** | **199** | **3/6** | **1** | **19** | **1** | **62.3** |

| RECEIVING | NO | YDS | AVG | LG | TD |
|---|---|---|---|---|---|
| T.Gabriel | 7 | 57 | 8.1 | 15 | 0 |
| A.Miller | 6 | 54 | 9.0 | 16 | 0 |
| T.Cohen | 5 | 35 | 7.0 | 17 | 1 |
| A.Robinson | 4 | 15 | 3.8 | 6 | 0 |
| D.Montgomery | 1 | 19 | 19.0 | 19 | 0 |
| J.Wims | 1 | 11 | 11.0 | 11 | 0 |
| B.Braunecker | 1 | 8 | 8.0 | 8 | 0 |
| **Total** | **25** | **199** | **8.0** | **19** | **1** |

| INTERCEPTIONS | NO | YDS | AVG | LG | TD |
|---|---|---|---|---|---|
| R.Smith | 1 | 0 | 0.0 | 0 | 0 |
| **Total** | **1** | **0** | **0.0** | **0** | **0** |

| PUNTING | NO | YDS | AVG | NET | TB/I20 | LG |
|---|---|---|---|---|---|---|
| P.O'Donnell | 6 | 258 | 43.0 | 43.0 | 0/1 | 48 |
| **Total** | **6** | **258** | **43.0** | **43.0** | **0/1** | **48** |

| PUNT RETURNS | NO | YDS | AVG | FC | LG | TD |
|---|---|---|---|---|---|---|
| [DOWNED] | 1 | 0 | 0.0 | 0 | 0 | 0 |
| [OUT OF BOUNDS] | 2 | 0 | 0.0 | 0 | 0 | 0 |
| [TOUCHBACK] | 3 | 0 | 0.0 | 0 | 0 | 0 |
| **Total** | **0** | **0** | **0.0** | **0** | **0** | **0** |

| KICKOFF RETURNS | NO | YDS | AVG | FC | LG | TD |
|---|---|---|---|---|---|---|
| C.Patterson | 2 | 69 | 34.5 | 0 | 36 | 0 |
| J.Holtz | 1 | 16 | 16.0 | 0 | 16 | 0 |
| [TOUCHBACK] | 1 | 0 | 0.0 | 0 | 0 | 0 |
| **Total** | **3** | **85** | **28.3** | **0** | **36** | **0** |

## LOS ANGELES RAMS

| RUSHING | ATT | YDS | AVG | LG | TD |
|---|---|---|---|---|---|
| T.Gurley | 25 | 97 | 3.9 | 13 | 1 |
| M.Brown | 5 | 15 | 3.0 | 6 | 1 |
| J.Goff | 3 | 3 | 1.0 | 5 | 0 |
| J.Reynolds | 1 | -5 | -5.0 | -5 | 0 |
| **Total** | **34** | **110** | **3.2** | **13** | **2** |

| PASSING | ATT | CMP | YDS | SK/YD | TD | LG | IN | RT. |
|---|---|---|---|---|---|---|---|---|
| J.Goff | 18 | 11 | 173 | 0/0 | 0 | 50 | 1 | 69.9 |
| **Total** | **18** | **11** | **173** | **0/0** | **0** | **50** | **1** | **69.9** |

| RECEIVING | NO | YDS | AVG | LG | TD |
|---|---|---|---|---|---|
| J.Reynolds | 3 | 55 | 18.3 | 26 | 0 |
| C.Kupp | 3 | 53 | 17.7 | 50 | 0 |
| T.Gurley | 3 | 36 | 12.0 | 23 | 0 |
| G.Everett | 1 | 20 | 20.0 | 20 | 0 |
| M.Thomas | 1 | 9 | 9.0 | 9 | 0 |
| **Total** | **11** | **173** | **15.7** | **50** | **0** |

| INTERCEPTIONS | NO | YDS | AVG | LG | TD |
|---|---|---|---|---|---|
| T.Hill | 1 | 6 | 6.0 | 6 | 0 |
| **Total** | **1** | **6** | **6.0** | **6** | **0** |

| PUNTING | NO | YDS | AVG | NET | TB/I20 | LG |
|---|---|---|---|---|---|---|
| J.Hekker | 6 | 329 | 54.8 | 44.8 | 3/1 | 67 |
| **Total** | **6** | **329** | **54.8** | **44.8** | **3/1** | **67** |

| PUNT RETURNS | NO | YDS | AVG | FC | LG | TD |
|---|---|---|---|---|---|---|
| J.Natson | 2 | 0 | 0.0 | 3 | 0 | 0 |
| [DOWNED] | 1 | 0 | 0.0 | 0 | 0 | 0 |
| **Total** | **2** | **0** | **0.0** | **3** | **0** | **0** |

| KICKOFF RETURNS | NO | YDS | AVG | FC | LG | TD |
|---|---|---|---|---|---|---|
| J.Natson | 1 | 27 | 27.0 | 0 | 27 | 0 |
| [TOUCHBACK] | 1 | 0 | 0.0 | 0 | 0 | 0 |
| **Total** | **1** | **27** | **27.0** | **0** | **27** | **0** |

# DEFENSIVE STATISTICS (BASED ON GAMEBOOK)

| PLAYER | T | S | A | S-YDS | I-YDS | PD | FF | FR |
|---|---|---|---|---|---|---|---|---|
| T.Rapp | 8 | 7 | 1 | 0-0 | 0-0 | 1 | 0 | 0 |
| T.Hill | 6 | 6 | 0 | 1-2 | 1-6 | 3 | 0 | 0 |
| E.Weddle | 6 | 4 | 2 | 0-0 | 0-0 | 0 | 0 | 0 |
| S.Joseph | 5 | 2 | 3 | 0-0 | 0-0 | 0 | 0 | 0 |
| M.Brockers | 5 | 2 | 3 | 0-0 | 0-0 | 0 | 0 | 0 |
| A.Donald | 4 | 3 | 1 | 2-4 | 0-0 | 1 | 0 | 0 |
| N.Robey | 4 | 3 | 1 | 0-0 | 0-0 | 1 | 0 | 0 |
| S.Ebukam | 4 | 3 | 1 | 0-0 | 0-0 | 1 | 0 | 0 |
| J.Ramsey | 4 | 3 | 1 | 0-0 | 0-0 | 1 | 0 | 0 |
| M.Christian | 33 | 3 | 1 | 0-0 | 0-0 | 1 | 0 | 0 |

| PLAYER | T | S | A | S-YDS | I-YDS | PD | FF | FR |
|---|---|---|---|---|---|---|---|---|
| C.Littleton | 3 | 1 | 2 | 0-0 | 0-0 | 0 | 0 | 0 |
| C.Matthews | 2 | 1 | 1 | 0-0 | 0-0 | 0 | 0 | 0 |
| M.Fox | 1 | 1 | 1 | 0-0 | 0-0 | 0 | 0 | 0 |
| D.Long | 1 | 2 | 0 | 0-0 | 0-0 | 0 | 0 | 0 |
| T.Reeder | 0 | 0 | 1 | 0-0 | 0-0 | 0 | 0 | 0 |
| N.Scott | 0 | 1 | 0 | 0-0 | 0-0 | 0 | 0 | 0 |
| C.Kupp | 0 | 1 | 0 | 0-0 | 0-0 | 0 | 0 | 0 |
| J.Reynolds | 0 | 1 | 0 | 0-0 | 0-0 | 0 | 0 | 0 |
| M.Thomas | 0 | 0 | 0 | 0-0 | 0-0 | 0 | 0 | 1 |
| **Totals** | **58** | **44** | **19** | **3-6** | **0-0** | **9** | **0** | **1** |

# 12 BALTIMORE 45, LOS ANGELES 6

## November 25, 2019 - Los Angeles Memorial Coliseum - Los Angeles, Calif.

### Weather: 62 degrees, clear - Attendance 72,409 - Time 2:54

An early deficit set the Rams back in a 45-6 Monday Night Football loss to the Ravens before a crowd of 72,409 at Los Angeles Memorial Coliseum. The Rams received the opening kickoff and went 3-and-out on their first offensive series. A 20-yard punt return by Ravens WR De'Anthony Thomas set up the Ravens near midfield. Nine plays and 55 yards later, Ravens QB Lamar Jackson found Ravens WR Marquise Brown from eight yards out for the passing touchdown and an 7-0 Baltimore lead with 7:47 left in the first quarter. Upon regaining possession following a Rams punt, Jackson found Brown again on an 18-yard touchdown pass to extend Baltimore's lead to 14. A 32-yard field goal by Rams K Greg Zuerlein cut Los Angeles' deficit to 11 with 9:45 left in the first half. The Ravens answered with a 1-yard touchdown run by Ravens RB Mark Ingram II for a 21-3 lead with 4:42 left in the first half. The scoring play was set up by a 29-yard Jackson run, which began with him initially dropping the snap, then picking the ball back up and escaping Rams DT Greg Gaines' grasp to reach the Los Angeles 1 yard-line. Rams QB Jared Goff worked the ball downfield with a 17-yard completion to Rams WR Robert Woods and a 22-yard completion to Rams WR Brandin Cooks on the ensuing Rams offensive drive. Cooks has had at least one reception of 20-plus yards in seven games this season. A false start penalty and a blindside sack-fumble of Goff – recovered by Rams LG David Edwards – forced L.A. to settle for another three points. Zuerlein's successful 46-yard field goal attempt made it 21-6 Ravens with 1:55 left until halftime. Jackson threw his third touchdown pass of the half with a 7-yard completion to Ravens WR Willie Snead IV, extending Baltimore's lead to 28-6 by halftime. Getting the ball at the start of the second half, the Ravens scored their fifth touchdown with a 7-yard pass from Jackson to Ingram to extend their lead to 35-6 with 9:46 left in the third quarter. The Rams offense ran three plays in the third quarter and trailed by 29 by the end of the period. Jackson connected with Snead for a touchdown a second time, from seven yards out, early in the fourth quarter to push Baltimore's lead to 42-6. On the ensuing Rams possession, Goff was intercepted by Ravens CB Marcus Peters. Ravens K Justin Tucker added a 34-yard field goal at the end of the series to make it 45-6 Baltimore with 6:36 left, in what would end up being the final points of the contest. Despite the loss, the offense and defense had some standout moments. Offensively, Goff became the seventh quarterback in franchise history to reach the 1,000 career completion mark with the organization. In the second quarter, Woods passed WR Ricky Proehl and moved into 16th on L.A.'s all-time receiving yards leaderboard and he finished the game with 97 receiving yards, his second highest output of the season. Kupp finished the day with 35 receiving yards, giving him a single-season career high of 880 yards through 34 games played. Gurley tallied seven receptions in the game, which moved him ahead of Proehl and into the 11th spot on the L.A.'s all-time receptions leaderboard. Defensively, OLB Samson Ebukam recorded 1.5 sacks in the first half, tallying the first multi-sack game of his career. Gaines split a sack with Ebukam, giving him the first sack of his career. With 12 tackles in the game, LB Cory Littleton passed the 250-career tackle mark with the Rams, becoming the 14th player in franchise history to accomplish the feat. DL Michael Brockers had a sack in the fourth quarter, which tied him with Doug Reed for 16th on L.A.'s all-time sack leaderboard. Rookie S Taylor Rapp posted double-digit tackles for the second time in his career, finishing the night with 10 tackles. Rapp now has six solo tackles in four consecutive games. The Rams are now 2-1 under Head Coach Sean McVay on Monday Night Football.

## STARTING LINEUPS

### BALTIMORE RAVENS

| | | | | | |
|---|---|---|---|---|---|
| WR | 15 | M.Brown | DT | 98 | B.Williams |
| WR | 80 | M.Boykin | NT | 96 | D.Peko |
| LT | 79 | R.Stanley | RUSH | 45 | J.Ferguson |
| LG | 77 | B.Bozeman | MLB | 57 | J.Bynes |
| C | 68 | M.Skura | WLB | 48 | P.Onwuasor |
| RG | 73 | M.Yanda | SAM | 99 | M.Judon |
| RT | 78 | O.Brown Jr. | DB | 44 | M.Humphrey |
| TE | 86 | N.Boyle | SS | 36 | C.Clark |
| QB | 8 | L.Jackson | FS | 29 | E.Thomas III |
| FB | 42 | P.Ricard | RCB | 39 | B.Carr |
| RB | 21 | M.Ingram II | LCB | 24 | M.Peters |

### LOS ANGELES RAMS

| | | | | | |
|---|---|---|---|---|---|
| WR | 18 | C.Kupp | DE | 90 | M.Brockers |
| TE | 89 | T.Higbee | NT | 69 | S.Joseph |
| LT | 77 | A.Whitworth | DT | 99 | A.Donald |
| LG | 63 | A.Corbett | DE | 97 | M.Fox |
| C | 66 | A.Blythe | OLB | 52 | C.Matthews |
| RG | 73 | D.Edwards | ILB | 58 | C.Littleton |
| RT | 71 | B.Evans | LB | 50 | S.Ebukam |
| WR | 12 | B.Cooks | LCB | 22 | T.Hill |
| WR | 17 | R.Woods | RCB | 20 | J.Ramsey |
| QB | 16 | J.Goff | SS | 24 | T.Rapp |
| HB | 30 | T.Gurley | FS | 32 | E.Weddle |

**LOS ANGELES SUBSTITUTIONS:** K 4 G.Zuerlein, P 6 J.Hekker, WR 19 J.Natson, CB 23 N.Robey, CB 25 D.Long, S 26 M.Christian, RB 27 D.Henderson, S 33 N.Scott, RB 34 M.Brown, LB 41 K.Young, LS 44 J.McQuaide, OLB 45 O.Okoronkwo, LB 48 T.Howard, LB 51 T.Reeder, OLB 56 D.Fowler, C 65 C.Shelton, OL 67 C.Brewer, TE 81 G.Everett, TE 82 J.Mundt, WR 83 J.Reynolds, WR 88 M.Thomas, DT 91 G.Gaines, DT 92 T.Smart

**LOS ANGELES INACTIVES:** WR 14 N.Webster, DB 21 D.Deayon, DB 31 D.Williams, S 39 J.Gervase, LB 57 N.Patrick, OL 64 J.Demby, T 79 R.Havenstein

**LOS ANGELES DID NOT PLAY:** QB 5 B.Bortles

## SCORING SUMMARY

| | | 1 | 2 | 3 | 4 | OT | TOTAL | FIELD GOALS |
|---|---|---|---|---|---|---|---|---|
| **VISITOR** | Baltimore Ravens | 14 | 14 | 7 | 10 | - | 45 | (34) |
| **HOME** | Los Angeles Rams | 0 | 6 | 0 | 0 | - | 6 | (32) (46) |

| TEAM | Clock Qtr | Time | Play (Extra Point) (Drive Info) | Visitor | Home |
|---|---|---|---|---|---|
| Ravens | 1 | 7:47 | M.Brown 6 yd. pass from L.Jackson (J.Tucker kick) (9-55, 5:48) | 7 | 0 |
| Ravens | 1 | 1:31 | M.Brown 18 yd. pass from L.Jackson (J.Tucker kick) (7-61, 3:49) | 14 | 0 |
| Rams | 2 | 9:45 | G.Zuerlein 32 yd. Field Goal (15-61, 6:46) | 14 | 3 |
| Ravens | 2 | 4:42 | M.Ingram II 1 yd. run (J.Tucker kick) (8-75, 5:03) | 21 | 3 |
| Rams | 2 | 1:55 | G.Zuerlein 46 yd. Field Goal (6-48, 2:47) | 21 | 6 |
| Ravens | 2 | 0:12 | W.Snead IV 7 yd. pass from L.Jackson (J.Tucker kick) (7-75, 1:43) | 28 | 6 |
| Ravens | 3 | 9:46 | M.Ingram II 7 yd. pass from L.Jackson (J.Tucker kick) (10-75, 5:14) | 35 | 6 |
| Ravens | 4 | 14:43 | W.Snead IV 7 yd. pass from L.Jackson (J.Tucker kick) (17-78, 9:04) | 42 | 6 |
| Ravens | 4 | 6:35 | J.Tucker 34 yd. Field Goal (11-48, 6:01) | 45 | 6 |

# FINAL TEAM STATISTICS

| | RAVENS | RAMS |
|---|---|---|
| **TOTAL FIRST DOWNS** | **31** | **14** |
| By Rushing | 17 | 2 |
| By Passing | 13 | 8 |
| By Penalty | 1 | 4 |
| **THIRD DOWN EFFICIENCY** | **9-15-60%** | **2-9-22%** |
| **FOURTH DOWN EFFICIENCY** | **3-3-100%** | **1-1-100%** |
| **TOTAL NET YARDS** | **480** | **221** |
| Total Offensive Plays | 74 | 48 |
| Average gain per offensive play | 6.5 | 4.6 |
| **NET YARDS RUSHING** | **285** | **22** |
| Total Rushing Plays | 48 | 9 |
| Average gain per rushing play | 5.9 | 2.4 |
| Tackles for a loss-number and yards | 0-0 | 1-1 |
| **NET YARDS PASSING** | **195** | **199** |
| Times thrown - yards lost attempting to pass | 3-13 | 2-13 |
| Gross yards passing | 208 | 212 |
| **PASS ATTEMPTS-COMP-HAD INT** | **23-16-0** | **37-26-2** |
| Avg gain per pass play | 7.5 | 5.1 |
| **KICKOFFS Number-In End Zone-TBs** | **8-6-6** | **3-3-3** |
| **PUNTS Number and Average** | **1-48.0** | **4-50.0** |
| Had Blocked | 0 | 0 |

| | RAVENS | RAMS |
|---|---|---|
| **FGs - PATs Had Blocked** | **0-0** | **0-0** |
| Net Punting Average | 44.0 | 38.8 |
| **TOTAL RETURN YARDAGE (W/O KOR)** | **74** | **4** |
| No. and Yards Punt Returns | 3-45 | 1-4 |
| No. and Yards Kickoff Returns | 0-0 | 2-44 |
| No. and Yards Interception Returns | 2-29 | 0-0 |
| **PENALTIES Number and Yards** | **8-66** | **8-56** |
| **FUMBLES Number and Lost** | **1-0** | **1-0** |
| **TOUCHDOWNS** | **6** | **0** |
| Rushing | 1 | 0 |
| Passing | 5 | 0 |
| Interceptions | 2 | 0 |
| **EXTRA POINTS Made-Attempts** | **6-6** | **0-0** |
| Kicking Made-Attempts | 6-6 | 0-0 |
| **FIELD GOALS Made-Attempts** | **1-1** | **2-2** |
| **RED ZONE EFFICIENCY** | **6-7-86%** | **0-2-0%** |
| **GOAL TO GO EFFICIENCY** | **3-3-100%** | **0-0-0%** |
| **SAFETIES** | **0** | **0** |
| **FINAL SCORE** | **45** | **6** |
| **TIME OF POSSESSION** | **39:56** | **20:04** |

# FINAL INDIVIDUAL STATISTICS

## BALTIMORE RAVENS

| RUSHING | ATT | YDS | AVG | LG | TD |
|---|---|---|---|---|---|
| M.Ingram II | 15 | 111 | 7.4 | 25 | 1 |
| L.Jackson | 8 | 95 | 11.9 | 29 | 0 |
| G.Edwards | 14 | 55 | 3.9 | 11 | 0 |
| J.Hill | 8 | 27 | 3.4 | 11 | 0 |
| R.Griffin III | 3 | -3 | -1.0 | -1 | 0 |
| **Total** | **48** | **285** | **5.9** | **29** | **1** |

| PASSING | ATT | CMP | YDS | SK/YD | TD | LG | IN | RT. |
|---|---|---|---|---|---|---|---|---|
| L.Jackson | 20 | 15 | 169 | 2/9 | 5 | 38 | 0 | 139.4 |
| R.Griffin III | 3 | 1 | 39 | 1/4 | 0 | 39 | 0 | 81.9 |
| **Total** | **23** | **16** | **208** | **3/13** | **5** | **39** | **0** | **137.3** |

| RECEIVING | NO | YDS | AVG | LG | TD |
|---|---|---|---|---|---|
| M.Brown | 5 | 42 | 8.4 | 18 | 2 |
| S.Roberts | 3 | 39 | 13.0 | 16 | 0 |
| M.Boykin | 2 | 54 | 27.0 | 39 | 0 |
| M.Andrews | 2 | 45 | 22.5 | 38 | 0 |
| W.Snead IV | 2 | 14 | 7.0 | 7 | 2 |
| N.Boyle | 1 | 7 | 7.0 | 7 | 0 |
| M.Ingram II | 1 | 7 | 7.0 | 7 | 1 |
| H.Hurst | 0 | 0 | 1.0 | 0 | 0 |
| **Total** | **16** | **208** | **13.0** | **39** | **5** |

| INTERCEPTIONS | NO | YDS | AVG | LG | TD |
|---|---|---|---|---|---|
| M.Peters | 1 | 22 | 22.0 | 22 | 0 |
| J.Smith | 1 | 7 | 7.0 | 7 | 0 |
| **Total** | **2** | **29** | **14.5** | **22** | **0** |

| PUNTING | NO | YDS | AVG | NET | TB/I20 | LG |
|---|---|---|---|---|---|---|
| S.Koch | 1 | 48 | 48.0 | 44.0 | 0/1 | 48 |
| **Total** | **1** | **48** | **48.0** | **44.0** | **0/1** | **48** |

| PUNT RETURNS | NO | YDS | AVG | FC | LG | TD |
|---|---|---|---|---|---|---|
| D.Thomas | 3 | 45 | 15.0 | 1 | 20 | 0 |
| **Total** | **3** | **45** | **15.0** | **1** | **20** | **0** |

| KICKOFF RETURNS | NO | YDS | AVG | FC | LG | TD |
|---|---|---|---|---|---|---|
| [TOUCHBACK] | 3 | 0 | 0.0 | 0 | 0 | 0 |
| **Total** | **0** | **0** | **0.0** | **0** | **0** | **0** |

## LOS ANGELES RAMS

| RUSHING | ATT | YDS | AVG | LG | TD |
|---|---|---|---|---|---|
| T.Gurley | 6 | 22 | 3.7 | 15 | 0 |
| B.Cooks | 1 | 1 | 1.0 | 1 | 0 |
| M.Brown | 1 | 0 | 0.0 | 0 | 0 |
| J.Goff | 1 | -1 | -1.0 | -1 | 0 |
| **Total** | **9** | **22** | **2.4** | **15** | **0** |

| PASSING | ATT | CMP | YDS | SK/YD | TD | LG | IN | RT. |
|---|---|---|---|---|---|---|---|---|
| J.Goff | 37 | 26 | 212 | 2/13 | 0 | 38 | 2 | 62.0 |
| **Total** | **37** | **26** | **212** | **2/13** | **0** | **38** | **2** | **62.0** |

| RECEIVING | NO | YDS | AVG | LG | TD |
|---|---|---|---|---|---|
| R.Woods | 6 | 97 | 16.2 | 38 | 0 |
| C.Kupp | 6 | 35 | 5.8 | 9 | 0 |
| T.Higbee | 5 | 20 | 4.0 | 7 | 0 |
| T.Gurley | 3 | -3 | -1.0 | 4 | 0 |
| B.Cooks | 2 | 32 | 16.0 | 22 | 0 |
| G.Everett | 2 | 23 | 11.5 | 15 | 0 |
| J.Reynolds | 2 | 8 | 4.0 | 6 | 0 |
| **Total** | **26** | **212** | **8.2** | **38** | **0** |

| INTERCEPTIONS | NO | YDS | AVG | LG | TD |
|---|---|---|---|---|---|
| **Total** | **0** | **0** | **0.0** | **0** | **0** |

| PUNTING | NO | YDS | AVG | NET | TB/I20 | LG |
|---|---|---|---|---|---|---|
| J.Hekker | 4 | 200 | 50.0 | 38.8 | 0/0 | 55 |
| **Total** | **4** | **200** | **50.0** | **38.8** | **0/0** | **55** |

| PUNT RETURNS | NO | YDS | AVG | FC | LG | TD |
|---|---|---|---|---|---|---|
| J.Natson | 1 | 4 | 4.0 | 0 | 4 | 0 |
| **Total** | **1** | **4** | **4.0** | **0** | **4** | **0** |

| KICKOFF RETURNS | NO | YDS | AVG | FC | LG | TD |
|---|---|---|---|---|---|---|
| J.Natson | 2 | 44 | 22.0 | 0 | 23 | 0 |
| [TOUCHBACK] | 6 | 0 | 0.0 | 0 | 0 | 0 |
| **Total** | **2** | **44** | **22.0** | **0** | **23** | **0** |

# DEFENSIVE STATISTICS (BASED ON GAMEBOOK)

| PLAYER | T | S | A | S-YDS | I-YDS | PD | FF | FR |
|---|---|---|---|---|---|---|---|---|
| C.Littleton | 12 | 5 | 7 | 0-0 | 0-0 | 0 | 0 | 0 |
| T.Rapp | 10 | 6 | 4 | 0-0 | 0-0 | 1 | 0 | 0 |
| E.Weddle | 9 | 8 | 1 | 0-0 | 0-0 | 1 | 0 | 0 |
| M.Brockers | 8 | 4 | 4 | 0-0 | 0-0 | 0 | 0 | 0 |
| T.Hill | 7 | 4 | 3 | 0-0 | 0-0 | 0 | 0 | 0 |
| S.Ebukam | 7 | 3 | 5 | 1.5-7 | 0-0 | 0 | 0 | 0 |
| J.Ramsey | 6 | 6 | 0 | 0-0 | 0-0 | 1 | 0 | 0 |
| D.Fowler | 4 | 4 | 0 | 0-0 | 0-0 | 0 | 0 | 0 |
| G.Gaines | 4 | 1 | 3 | 0.5-2 | 0-0 | 0 | 0 | 0 |
| S.Joseph | 3 | 2 | 1 | 0-0 | 0-0 | 0 | 0 | 0 |
| C.Matthews | 2 | 0 | 2 | 0-0 | 0-0 | 0 | 0 | 0 |

| PLAYER | T | S | A | S-YDS | I-YDS | PD | FF | FR |
|---|---|---|---|---|---|---|---|---|
| D.Long | 1 | 1 | 0 | 0-0 | 0-0 | 0 | 0 | 0 |
| M.Christian | 1 | 1 | 0 | 0-0 | 0-0 | 0 | 0 | 0 |
| M.Fox | 1 | 0 | 1 | 0-0 | 0-0 | 0 | 0 | 0 |
| T.Smart | 1 | 0 | 1 | 0-0 | 0-0 | 0 | 0 | 0 |
| A.Donald | 1 | 0 | 1 | 0-0 | 0-0 | 0 | 0 | 0 |
| K.Young | 0 | 1 | 0 | 0-0 | 0-0 | 0 | 0 | 0 |
| M.Brown | 0 | 1 | 0 | 0-0 | 0-0 | 0 | 0 | 0 |
| N.Scott | 0 | 0 | 1 | 0-0 | 0-0 | 0 | 0 | 0 |
| J.Reynolds | 0 | 1 | 0 | 0-0 | 0-0 | 0 | 0 | 0 |
| C.Kupp | 0 | 1 | 0 | 0-0 | 0-0 | 0 | 0 | 0 |
| D.Edwards | 0 | 0 | 0 | 0-0 | 0-0 | 0 | 0 | 1 |
| **Totals** | **77** | **49** | **34** | **3-13** | **0-0** | **3** | **0** | **1** |

# 13 LOS ANGELES 34, ARIZONA 7

**December 1, 2019 - State Farm Stadium - Glendale, Ariz.**

## Weather: 85 degrees, cloudy - Attendance 71,460 - Time 3:09

With career days from WR Robert Woods, TE Tyler Higbee and rookie S Taylor Rapp, the Rams defeated the Arizona Cardinals, 34-7, on Sunday evening at State Farm Stadium. Los Angeles' opening series had a good rhythm offensively, with Rams QB Jared Goff connecting with Rams WR Robert Woods four times for 41 yards. Woods reached 400 career receptions with the final catch of that drive. Though the drive stalled at the Cardinals 10-yard line, it yielded to a 27-yard field goal by Rams K Greg Zuerlein for an early 3-0 lead. L.A.'s defense also started off the game strong, forcing a 3-and-out by Arizona's offense on their first drive. L.A.'s second offensive possession resulted with another field goal attempt, but Zuerlein missed a 41-yard try wide left. However, the Rams' defense would make sure its offense would get another opportunity, forcing the Cardinals to punt near midfield. Capitalizing on the prime field position, Goff threw a 2-yard touchdown pass to Rams Higbee. This extended the Rams' lead to 10-0 with 14:22 left in the second quarter. It marked Higbee's first touchdown since the season opener against the Panthers. The Rams' defense was able to shut down the Cardinals' offense with another 3-and-out drive and forced another punt. Gurley boosted Los Angeles' lead to 17-0 with a 1-yard touchdown run late with 2:48 seconds left in the first half. This was Gurley's eighth touchdown of the season, which also moved him inside the top 10 of L.A.'s all-time scoring list. On that same drive, Higbee moved his stat line to six receptions for 98 yards, tying career highs in both categories. Zuerlein added a 33-yard field goal as time expired to make the Rams lead 20-0 by halftime. In the opening drive of the second half, Cardinals QB Kyler Murray was sacked twice by Rams NT Sebastian Joseph-Day and OLB Clay Matthews, which forced the Cardinals to another punt. Goff threw his second touchdown pass of the day to Rams WR Cooper Kupp, connecting from 10 yards out to extend L.A.'s lead to 27-0 with 8:44 left in the third quarter. This was Kupp's sixth touchdown of the season, which ties a single-season best that he previously set in 2018. Sixteen seconds later, Rapp got his first career interception, and he returned it 31 yards for a touchdown for a 34-0 lead that the Rams would take into the fourth quarter. The Cardinals got on the scoreboard with 8:35 left in the game on a 15-yard touchdown run by Murray that cut the Rams' lead to 27. Despite the late touchdown, Los Angeles closed the game out with a score of 34-7. The Rams had a notable game on both offense and defense. Goff completed 32 of 43 pass attempts for 424 yards – his fourth career game with 400 or more passing yards. Higbee registered seven receptions for 107 yards, both career highs, and a touchdown, all by halftime. Woods ended the day with 13 receptions and a career-best of 172 receiving yards. It was the fourth time in his career and the second time of the season that Woods eclipsed 160 receiving yards. Los Angeles' defense held Arizona's offense scoreless in the first half – the first time all season Arizona's offense was shut out in the first half. The Rams sacked Murray 6.5 times, the highest team output of the season. The defense has now recorded 5.0 sacks in the three games this season. Rams DT Aaron Donald led the way with 1.5 sacks. After sacking Murray for a loss of seven yards, Donald surpassed 500 career sack yards and is the fifth defensive lineman since 2000 to do so. Rapp's pick-six made L.A. one of six teams to have multiple interceptions returned for a touchdown this season. Rams LB Cory Littleton recorded 100+ tackles for the season following his eight-tackle performance on Sunday. It is the second consecutive season that the undrafted linebacker has reached the 100-tackle mark. The Rams have now beat the Arizona Cardinals five times in a row and lead the series 42-38-2.

## STARTING LINEUPS

### LOS ANGELES RAMS

| | | | | | |
|---|---|---|---|---|---|
| WR | 18 | C.Kupp | DE | 90 | M.Brockers |
| TE | 89 | T.Higbee | NT | 69 | S.Joseph |
| LT | 77 | A.Whitworth | DT | 99 | A.Donald |
| LG | 63 | A.Corbett | WILL | 56 | D.Fowler |
| C | 66 | A.Blythe | OLB | 52 | C.Matthews |
| RG | 73 | D.Edwards | ILB | 58 | C.Littleton |
| RT | 71 | B.Evans | LB | 51 | T.Reeder |
| WR | 12 | B.Cooks | LCB | 22 | T.Hill |
| WR | 17 | R.Woods | RCB | 20 | J.Ramsey |
| QB | 16 | J.Goff | SS | 24 | T.Rapp |
| HB | 30 | T.Gurley | FS | 32 | E.Weddle |

### ARIZONA CARDINALS

| | | | | | |
|---|---|---|---|---|---|
| WR | 11 | L.Fitzgerald | NT | 97 | C.Peters |
| LT | 74 | D.Humphries | DE | 79 | R.Gunter |
| LG | 67 | J.Pugh | SAM | 55 | Cha.Jones |
| C | 53 | A.Shipley | ILB | 90 | J.Walker |
| RG | 64 | J.Sweezy | ILB | 26 | J.Hicks |
| RT | 71 | J.Murray | WILL | 28 | T.Suggs |
| TE | 85 | C.Clay | CB | 48 | B.Murphy Jr. |
| WR | 13 | C.Kirk | CB | 23 | P.Peterson |
| TE | 87 | M.Williams | SS | 39 | J.Thompson |
| QB | 1 | K.Murray | FS | 34 | B.Baker |
| RB | 41 | K.Drake | DB | 22 | T.Brock Sr |

**LOS ANGELES SUBSTITUTIONS:** K 4 G.Zuerlein, QB 5 B.Bortles, P 6 J.Hekker, WR 19 J.Natson, DB 21 D.Deayon, CB 23 N.Robey, CB 25 D.Long, S 26 M.Christian, RB 27 D.Henderson, S 33 N.Scott, RB 34 M.Brown, S 39 J.Gervase, LB 41 K.Young, LS 44 J.McQuaide, OLB 45 O.Okoronkwo, LB 48 T.Howard, OLB 50 S.Ebukam, C 65 C.Shelton, OL 67 C.Brewer, TE 82 J.Mundt, WR 83 J.Reynolds, WR 88 M.Thomas, DT 91 G.Gaines, DE 97 M.Fox

**LOS ANGELES INACTIVES:** WR 14 N.Webster, DB 31 D.Williams, LB 57 N.Patrick, OL 64 J.Demby, T 79 R.Havenstein, TE 81 G.Everett, DT 92 T.Smart

**LOS ANGELES DID NOT PLAY:**

## SCORING SUMMARY

| | | 1 | 2 | 3 | 4 | OT | TOTAL |
|---|---|---|---|---|---|---|---|
| **VISITOR** | Los Angeles Rams | 3 | 17 | 14 | 0 | - | 34 |
| **HOME** | Arizona Cardinals | 0 | 0 | 0 | 7 | - | 7 |

**FIELD GOALS**
(27) 41WL (33)

| TEAM | Qtr | Clock Time | Play (Extra Point) (Drive Info) | Visitor | Home |
|---|---|---|---|---|---|
| Rams | 1 | 9:56 | G.Zuerlein 27 yd. Field Goal (10-66, 5:04) | 3 | 0 |
| Rams | 2 | 14:17 | T.Higbee 2 yd. pass from J.Goff (G.Zuerlein kick) (10-81, 4:02) | 10 | 0 |
| Rams | 2 | 2:41 | T.Gurley 1 yd. run (G.Zuerlein kick) (7-82, 3:14) | 17 | 0 |
| Rams | 2 | 0:00 | G.Zuerlein 33 yd. Field Goal (11-63, 1:53) | 20 | 0 |
| Rams | 3 | 8:44 | C.Kupp 10 yd. pass from J.Goff (G.Zuerlein kick) (9-92, 3:17) | 27 | 0 |
| Rams | 3 | 8:28 | T.Rapp 31 yd. interception return (G.Zuerlein kick) | 34 | 0 |
| Cardinals | 4 | 8:35 | K.Murray 15 yd. run (Z.Gonzalez kick) (13-80, 5:15) | 34 | 7 |

## FINAL TEAM STATISTICS

| | RAMS | CARDINALS |
|---|---|---|
| **TOTAL FIRST DOWNS** | **27** | **13** |
| By Rushing | 6 | 2 |
| By Passing | 20 | 9 |
| By Penalty | 1 | 2 |
| **THIRD DOWN EFFICIENCY** | **8-15-53%** | **2-13-15%** |
| **FOURTH DOWN EFFICIENCY** | **0-1-0%** | **2-4-50%** |
| **TOTAL NET YARDS** | **549** | **198** |
| Total Offensive Plays | 76 | 61 |
| Average gain per offensive play | 7.2 | 3.2 |
| **NET YARDS RUSHING** | **132** | **74** |
| Total Rushing Plays | 30 | 21 |
| Average gain per rushing play | 4.4 | 3.5 |
| Tackles for a loss-number and yards | 3-14 | 1-1 |
| **NET YARDS PASSING** | **417** | **124** |
| Times thrown - yards lost attempting to pass | 1-10 | 6-39 |
| Gross yards passing | 427 | 163 |
| **PASS ATTEMPTS-COMP-HAD INT** | **45-33-0** | **34-19-1** |
| Avg gain per pass play | 9.1 | 3.1 |
| **KICKOFFS Number-In End Zone-TBs** | **6-6-6** | **2-2-1** |
| **PUNTS Number and Average** | **4-41.3** | **7-44.4** |
| Had Blocked | 0 | 0 |

| | RAMS | CARDINALS |
|---|---|---|
| **FGs - PATs Had Blocked** | **0-0** | **0-0** |
| Net Punting Average | 40.0 | 43.6 |
| **TOTAL RETURN YARDAGE (W/O KOR)** | **37** | **5** |
| No. and Yards Punt Returns | 1-6 | 1-5 |
| No. and Yards Kickoff Returns | 1-14 | 0-0 |
| No. and Yards Interception Returns | 1-31 | 0-0 |
| **PENALTIES Number and Yards** | **8-81** | **2-7** |
| **FUMBLES Number and Lost** | **0-0** | **0-0** |
| **TOUCHDOWNS** | **4** | **1** |
| Rushing | 1 | 1 |
| Passing | 2 | 0 |
| Interceptions | 1 | 0 |
| **EXTRA POINTS Made-Attempts** | **4-4** | **1-1** |
| Kicking Made-Attempts | 4-4 | 1-1 |
| **FIELD GOALS Made-Attempts** | **2-3** | **0-0** |
| **RED ZONE EFFICIENCY** | **3-7-43%** | **1-1-100%** |
| **GOAL TO GO EFFICIENCY** | **2-2-100%** | **0-0-0%** |
| **SAFETIES** | **0** | **0** |
| **FINAL SCORE** | **34** | **7** |
| **TIME OF POSSESSION** | **34:37** | **25:23** |

## FINAL INDIVIDUAL STATISTICS

**LOS ANGELES RAMS**

| RUSHING | ATT | YDS | AVG | LG | TD |
|---|---|---|---|---|---|
| T.Gurley | 19 | 95 | 5.0 | 11 | 1 |
| M.Brown | 6 | 30 | 5.0 | 12 | 0 |
| D.Henderson | 4 | 17 | 4.3 | 13 | 0 |
| B.Bortles | 1 | -10 | -10.0 | -10 | 0 |
| **Total** | **30** | **132** | **4.4** | **13** | **1** |

| PASSING | ATT | CMP | YDS | SK/YD | TD | LG | IN | RT. |
|---|---|---|---|---|---|---|---|---|
| J.Goff | 43 | 32 | 424 | 1/10 | 2 | 48 | 0 | 120.7 |
| B.Bortles | 1 | 1 | 3 | 0/0 | 0 | 3 | 0 | 56.2 |
| **Total** | **45** | **33** | **427** | **1/10** | **2** | **48** | **0** | **117.5** |

| RECEIVING | NO | YDS | AVG | LG | TD |
|---|---|---|---|---|---|
| R.Woods | 13 | 172 | 13.2 | 48 | 0 |
| T.Higbee | 7 | 107 | 15.3 | 26 | 1 |
| C.Kupp | 6 | 65 | 10.8 | 27 | 1 |
| J.Reynolds | 4 | 39 | 9.8 | 20 | 0 |
| B.Cooks | 2 | 24 | 12.0 | 28 | 0 |
| T.Gurley | 1 | 20 | 20.0 | 20 | 0 |
| J.Mundt | 0 | 0 | 0.0 | 0 | 0 |
| M.Brown | 0 | 0 | 0.0 | 0 | 0 |
| **Total** | **33** | **427** | **12.9** | **48** | **2** |

| INTERCEPTIONS | NO | YDS | AVG | LG | TD |
|---|---|---|---|---|---|
| T.Rapp | 1 | 31 | 31.0 | 31 | 1 |
| **Total** | **1** | **31** | **31.0** | **31** | **1** |

| PUNTING | NO | YDS | AVG | NET | TB/I20 | LG |
|---|---|---|---|---|---|---|
| J. Hekker | 4 | 165 | 31.0 | 40.0 | 0/1 | 44 |
| **Total** | **4** | **165** | **31.0** | **40.0** | **0/1** | **44** |

| PUNT RETURNS | NO | YDS | AVG | FC | LG | TD |
|---|---|---|---|---|---|---|
| J. Natson | 1 | 6 | 6.0 | 4 | 6 | 0 |
| [DOWNED] | 2 | 0 | 0.0 | 0 | 0 | 0 |
| **Total** | **1** | **6** | **6.0** | **4** | **6** | **0** |

| KICKOFF RETURNS | NO | YDS | AVG | FC | LG | TD |
|---|---|---|---|---|---|---|
| J. Natson | 1 | 14 | 14.0 | 0 | 14 | 0 |
| [TOUCHBACK] | 1 | 0 | 0.0 | 0 | 0 | 0 |
| **Total** | **1** | **14** | **14.0** | **0** | **14** | **0** |

**ARIZONA CARDINALS**

| RUSHING | ATT | YDS | AVG | LG | TD |
|---|---|---|---|---|---|
| K.Drake | 13 | 31 | 2.4 | 9 | 0 |
| K.Murray | 4 | 28 | 7.0 | 15 | 1 |
| D.Johnson | 4 | 15 | 3.8 | 9 | 0 |
| **Total** | **21** | **74** | **3.5** | **15** | **1** |

| PASSING | ATT | CMP | YDS | SK/YD | TD | LG | IN | RT. |
|---|---|---|---|---|---|---|---|---|
| K.Murray | 34 | 19 | 163 | 6/39 | 0 | 23 | 1 | 56.4 |
| **Total** | **34** | **19** | **163** | **6/39** | **0** | **23** | **1** | **56.4** |

| RECEIVING | NO | YDS | AVG | LG | TD |
|---|---|---|---|---|---|
| L.Fitzgerald | 6 | 56 | 9.3 | 18 | 0 |
| P.Cooper | 4 | 26 | 6.5 | 9 | 0 |
| C.Kirk | 3 | 23 | 7.7 | 10 | 0 |
| C.Clay | 2 | 29 | 14.5 | 23 | 0 |
| K.Drake | 2 | 20 | 10.0 | 15 | 0 |
| D.Johnson | 2 | 9 | 4.5 | 5 | 0 |
| D.Byrd | 0 | 0 | 0.0 | 0 | 0 |
| A.Isabella | 0 | 0 | 0.0 | 0 | 0 |
| **Total** | **19** | **163** | **8.6** | **23** | **0** |

| INTERCEPTIONS | NO | YDS | AVG | LG | TD |
|---|---|---|---|---|---|
| **Total** | **0** | **0** | **0.0** | **0** | **0** |

| PUNTING | NO | YDS | AVG | NET | TB/I20 | LG |
|---|---|---|---|---|---|---|
| A.Lee | 7 | 311 | 44.4 | 43.6 | 0/4 | 56 |
| **Total** | **7** | **311** | **44.4** | **43.6** | **0/4** | **56** |

| PUNT RETURNS | NO | YDS | AVG | FC | LG | TD |
|---|---|---|---|---|---|---|
| P.Cooper | 1 | 5 | 5.0 | 0 | 5 | 0 |
| [DOWNED] | 2 | 0 | 0.0 | 0 | 0 | 0 |
| [OUT OF BOUNDS] | 1 | 0 | 0.0 | 0 | 0 | 0 |
| **Total** | **1** | **5** | **5.0** | **0** | **5** | **0** |

| KICKOFF RETURNS | NO | YDS | AVG | FC | LG | TD |
|---|---|---|---|---|---|---|
| [TOUCHBACK] | 6 | 0 | 0.0 | 0 | 0 | 0 |
| **Total** | **0** | **0** | **0.0** | **0** | **0** | **0** |

## DEFENSIVE STATISTICS (BASED ON GAMEBOOK)

| PLAYER | T | S | A | S-YDS | I-YDS | PD | FF | FR |
|---|---|---|---|---|---|---|---|---|
| C.Littleton | 8 | 6 | 2 | 1-11 | 0-0 | 0 | 0 | 0 |
| T.Reeder | 6 | 5 | 1 | 0-0 | 0-0 | 0 | 0 | 0 |
| T.Howard | 4 | 4 | 0 | 0-0 | 0-0 | 0 | 0 | 0 |
| S.Joseph | 3 | 3 | 1 | 1-7 | 0-0 | 0 | 0 | 0 |
| S.Ebukam | 2 | 2 | 2 | 0-0 | 0-0 | 0 | 0 | 0 |
| G.Gaines | 2 | 2 | 1 | 0-0 | 0-0 | 0 | 0 | 0 |
| T.Hill | 1 | 1 | 2 | 0-0 | 0-0 | 0 | 0 | 0 |
| D.Fowler | 2 | 2 | 0 | 1-12 | 0-0 | 2 | 0 | 0 |
| T.Rapp | 2 | 2 | 0 | 0-0 | 1-31 | 2 | 0 | 0 |
| D.Long | 2 | 2 | 0 | 0-0 | 0-0 | 1 | 0 | 0 |

| PLAYER | T | S | A | S-YDS | I-YDS | PD | FF | FR |
|---|---|---|---|---|---|---|---|---|
| M.Christian | 2 | 2 | 0 | 0-0 | 0-0 | 0 | 0 | 0 |
| A.Donald | 2 | 1 | 1 | 1.5-8 | 0-0 | 0 | 0 | 0 |
| C.Matthews | 2 | 1 | 1 | 1-0 | 0-0 | 0 | 0 | 0 |
| M.Brockers | 2 | 1 | 1 | 0.5-1 | 0-0 | 0 | 0 | 0 |
| M.Fox | 2 | 1 | 1 | 0-0 | 0-0 | 0 | 0 | 0 |
| N.Scott | 2 | 1 | 1 | 0-0 | 0-0 | 0 | 0 | 0 |
| O.Okoronkwo | 2 | 1 | 1 | 0-0 | 0-0 | 0 | 0 | 0 |
| D.Deayon | 1 | 2 | 0 | 0-0 | 0-0 | 0 | 0 | 0 |
| N.Robey | 1 | 1 | 0 | 0-0 | 0-0 | 0 | 0 | 0 |
| E.Weddle | 1 | 0 | 1 | 0-0 | 0-0 | 0 | 0 | 0 |
| **Totals** | **55** | **40** | **16** | **6-39** | **1-31** | **5** | **0** | **0** |

# 14 LOS ANGELES 28, SEATTLE 12

## December 8, 2019 - Los Angeles Memorial Coliseum - Los Angeles, Calif.

### Weather: 60 degrees, cloudy - Attendance 71,501 - Time 3:01

Keyed by a fast offensive start and vital defensive stops, the Los Angeles Rams defeated the Seattle Seahawks, 28-12, Sunday night before a crowd of over 71,000 at the Coliseum. On the first drive of the game, Seattle was faced with a third-and-3 from the Los Angeles 15 yard-line, but a sack for a six-yard loss by Rams LB Samson Ebukam forced a 39-yard field goal by K Jason Meyers. Ebukam finished with two sacks and five tackles which let him reach a single-season career-high with 3.5 sacks on the season and his single-season high with 42 tackles on the year. Los Angeles took a 7-3 lead with 5:12 left in the first quarter on an eight-play, 75-yard drive that was highlighted by 19-yard and 15-yard catches by Rams WR Robert Woods and a 33-yard catch by Rams TE Tyler Higbee, the 8-play, 75-yard drive was finished off by a one-yard touchdown run by Rams RB Malcolm Brown. With Higbee's reception, he became the 12th tight end in franchise history to record over 1,000 receiving yards and he now has 1,107 on his career. The Rams' defense forced a 3-and-out on the ensuing drive, making Seahawks P Michael Dickinson punt the ball back into the Rams possession. This set up another scoring drive, which would extend L.A.'s lead to 14-3 after Rams QB Jared Goff connected with Woods from two yards out for Woods' first receiving touchdown of the season with 11:33 left in the second quarter. On the next drive, the Rams' defense shut down the Seahawks' offense on a fourth-down attempt. With 56 seconds left in the first half, Goff threw a 10-yard touchdown pass to Rams WR Cooper Kupp, extending the Rams' lead to 21-3. This was Kupp's sixth touchdown of the season and his six touchdowns are a single-season career high. To close out the first half, Rams OLB Dante Fowler Jr. chased down Seahawks QB Russell Wilson for a sack, marking the second time this season he's notched sacks in back-to-back games. The Rams got the ball to start the second half and Goff threw an interception to Seahawks CB Quandre Diggs who returned the ball 55-yards for a touchdown. Seahawks K Jason Myers' ensuing point after try was no good, though, making it 21-9 Rams with 12:54 left in the third quarter. Diggs intercepted Goff again on the ensuing drive, allowing Seattle to take over at its own 3-yard line. L.A.'s defense stepped up and forced a 3-and-out. The Rams took over possession near midfield and after a trick play by the Rams nearly resulted in a touchdown pass from Kupp to Higbee, K Greg Zuerlein attempted a 37-yard field goal. Seattle blocked the field goal. Instead, the Rams settled for a 37-yard field goal attempt by Rams K Greg Zuerlein that was blocked. On the Rams' first offensive drive of the fourth quarter, Rams RB Todd Gurley II ran in a 7-yard touchdown that extended Los Angeles' lead to 28-9. This was Gurley's ninth rushing touchdown of the season. Gurley has now recorded a rushing touchdown in consecutive games for the second time this season. Big plays in the passing game helped contribute to the score, included a 32-yard completion to Higbee and a 20-yard completion to Woods. With 7:07 left in the game, Myers added a 34-yard field goal on the following Seahawks drive to cut the Rams' lead to 16. The Seahawks reached their own 59-yard line, and Wilson fired a throw into the endzone intended for Seahawks WR Tyler Lockett that was picked off by Rams CB Troy Hill. This was Hill's second interception of the season, giving him two interceptions in each of the last two seasons. The interception allowed the Rams to run out the clock, sealing the victory. The Rams' were able to dominate the ball in all three phases and had a notable game on both offense and defense. Offensively, with a pair of touchdown passes in the first half, Goff became the seventh quarterback in franchise history to throw 80 touchdowns. Goff was a perfect 7-of-7 for 134 yards and a touchdown on throws outside of the pocket. Gurley recorded 23 carries for 79 yards and four receptions for 34 yards. Gurley continued to move up L.A.'s all-time scrimmage yards leaderboard and moved into eight all-time after a 113-yard performance. Gurley now has 7,319 yards from scrimmage in his career. Higbee and Woods shared the team lead in receptions with seven each, Higbee finishing with a team-high 116 receiving yards while Woods added 98 and one touchdown. Higbee's 100-plus yard game was his second-consecutive outing with over 100 receiving yards. With these consecutive 100-yard performances, Higbee became the first Rams tight end since 1962 to post back-to-back 100-yard receiving performances. For the fifth time this season, the Rams' offensive line did not allow a sack in the game. This is the third season since 1970 that the Rams had five games without allowing a sack, only doing so in 1972 and 1973. Defensively, L.A. held Seattle to a season-low 12 points this season, which included its lowest first-half point total of the year. This was the second time this season that L.A.'s defense did not allow an offensive touchdown since Week 1 of the 2017 season. Fowler and DT Aaron Donald each added 1.5 sacks. Fowler's pair gave him 9.0 on the season, setting a new career high. Donald pushed his season total to 11.0, marking the third consecutive season he'll finish with double digits in that category. Donald now has 70.5 sacks in his career. L.A. finished the season with a perfect 3-0 record on Sunday Night Football this season. With the win, the Rams improved to 12-3 against NFC West opponents under Head Coach Sean McVay. The team is now 4-2 against Seattle under the third-year head coach.

## STARTING LINEUPS

### SEATTLE SEAHAWKS

| | | | | | |
|---|---|---|---|---|---|
| WR | 14 | DK.Metcalf | DE | 90 | J.Clowney |
| TE | 74 | G.Fant | DT | 91 | J.Reed |
| LT | 76 | D.Brown | NT | 97 | P.Ford |
| LG | 70 | M.Iupati | LEO | 99 | Q.Jefferson |
| C | 53 | J.Hunt | SLB | 57 | C.Barton |
| RG | 78 | D.Fluker | MLB | 54 | B.Wagner |
| RT | 65 | G.Ifedi | WLB | 50 | K.Wright |
| TE | 48 | J.Hollister | LCB | 26 | Sl.Griffin |
| WR | 16 | T.Lockett | RCB | 21 | T.Flowers |
| QB | 3 | R.Wilson | SS | 30 | B.McDougald |
| RB | 32 | C.Carson | FS | 37 | Q.Diggs |

### LOS ANGELES RAMS

| | | | | | |
|---|---|---|---|---|---|
| TE | 82 | J.Mundt | DE | 90 | M.Brockers |
| TE | 89 | T.Higbee | NT | 69 | S.Joseph |
| LT | 77 | A.Whitworth | DT | 99 | A.Donald |
| LG | 63 | A.Corbett | DE | 97 | M.Fox |
| C | 66 | A.Blythe | OLB | 52 | C.Matthews |
| RG | 73 | D.Edwards | ILB | 58 | C.Littleton |
| RT | 71 | B.Evans | LB | 50 | S.Ebukam |
| WR | 12 | B.Cooks | LCB | 22 | T.Hill |
| WR | 17 | R.Woods | RCB | 20 | J.Ramsey |
| QB | 16 | J.Goff | SS | 24 | T.Rapp |
| HB | 30 | T.Gurley | FS | 32 | E.Weddle |

**LOS ANGELES SUBSTITUTIONS:** K 4 G.Zuerlein, P 6 J.Hekker, WR 14 N.Webster, WR 18 C.Kupp, CB 23 N.Robey, S 26 M.Christian, RB 27 D.Henderson, DB 31 D.Williams, S 33 N.Scott, RB 34 M.Brown, LB 41 K.Young, LS 44 J.McQuaide, OLB 45 O.Okoronkwo, LB 48 T.Howard, LB 51 T.Reeder, OLB 56 D.Fowler, C 65 C.Shelton, OL 67 C.Brewer, WR 83 J.Reynolds, TE 86 K.Blanton, WR 88 M.Thomas, DT 91 G.Gaines, DT 92 T.Smart

**LOS ANGELES INACTIVES:** DB 21 D.Deayon, CB 25 D.Long, S 39 J.Gervase, LB 57 N.Patrick, OL 64 J.Demby, T 79 R.Havenstein, TE 81 G.Everett

**LOS ANGELES DID NOT PLAY:** QB 5 B.Bortles

## SCORING SUMMARY

| | | 1 | 2 | 3 | 4 | OT | TOTAL | FIELD GOALS |
|---|---|---|---|---|---|---|---|---|
| **VISITOR** | Seattle Seahawks | 3 | 0 | 6 | 3 | - | 12 | (39) (34) |
| **HOME** | Los Angeles Rams | 7 | 14 | 0 | 7 | - | 28 | 37B |

| TEAM | Qtr | Clock Time | Play (Extra Point) (Drive Info) | Visitor | Home |
|---|---|---|---|---|---|
| Seahawks | 1 | 8:34 | J.Myers 39 yd. Field Goal (11-54, 6:26) | 3 | 0 |
| Rams | 1 | 5:08 | M.Brown 1 yd. run (G.Zuerlein kick) (8-75, 3:26) | 3 | 7 |
| Rams | 2 | 11:28 | R.Woods 2 yd. pass from J.Goff (G.Zuerlein kick) (12-85, 6:29) | 3 | 14 |
| Rams | 2 | 0:51 | C.Kupp 10 yd. pass from J.Goff (G.Zuerlein kick) (10-72, 3:13) | 3 | 21 |
| Seahawks | 3 | 12:54 | Q.Diggs 55 yd. interception return (kick failed, wl) | 9 | 21 |
| Rams | 4 | 11:07 | T.Gurley 7 yd. run (G.Zuerlein kick) (7-95, 3:40) | 9 | 28 |
| Seahawks | 4 | 7:03 | J.Myers 34 yd. Field Goal (13-59, 4:04) | 12 | 28 |

# FINAL TEAM STATISTICS

| | SEAHAWKS | RAMS |
|---|---|---|
| **TOTAL FIRST DOWNS** | **16** | **26** |
| By Rushing | 7 | 10 |
| By Passing | 9 | 16 |
| By Penalty | 0 | 0 |
| **THIRD DOWN EFFICIENCY** | **5-14-36%** | **7-13-54%** |
| **FOURTH DOWN EFFICIENCY** | **1-2-50%** | **0-0-0%** |
| **TOTAL NET YARDS** | **308** | **455** |
| Total Offensive Plays | 62 | 67 |
| Average gain per offensive play | 5.0 | 6.8 |
| **NET YARDS RUSHING** | **106** | **162** |
| Total Rushing Plays | 21 | 35 |
| Average gain per rushing play | 5.0 | 4.6 |
| Tackles for a loss-number and yards | 0-0 | 1-5 |
| **NET YARDS PASSING** | **202** | **293** |
| Times thrown - yards lost attempting to pass | 5-43 | 0-0 |
| Gross yards passing | 245 | 293 |
| **PASS ATTEMPTS-COMP-HAD INT** | **36-22-1** | **32-22-2** |
| Avg gain per pass play | 4.9 | 9.2 |
| **KICKOFFS Number-In End Zone-TBs** | **4-2-2** | **5-5-5** |
| **PUNTS Number and Average** | **5-46.0** | **3-50.7** |
| Had Blocked | 0 | 0 |

| | SEAHAWKS | RAMS |
|---|---|---|
| **FGs - PATs Had Blocked** | **0-0** | **1-0** |
| Net Punting Average | 46.2 | 49.7 |
| **TOTAL RETURN YARDAGE (W/O KOR)** | **58** | **-1** |
| No. and Yards Punt Returns | 2-3 | 2--1 |
| No. and Yards Kickoff Returns | 0-0 | 2-35 |
| No. and Yards Interception Returns | 2-55 | 1-0 |
| **PENALTIES Number and Yards** | **8-64** | **3-20** |
| **FUMBLES Number and Lost** | **2-0** | **0-0** |
| **TOUCHDOWNS** | **1** | **4** |
| Rushing | 0 | 2 |
| Passing | 0 | 2 |
| Interceptions | 1 | 0 |
| **EXTRA POINTS Made-Attempts** | **0-1** | **4-4** |
| Kicking Made-Attempts | 0-1 | 4-4 |
| **FIELD GOALS Made-Attempts** | **2-2** | **0-1** |
| **RED ZONE EFFICIENCY** | **0-2-0%** | **4-5-80%** |
| **GOAL TO GO EFFICIENCY** | **0-0-0%** | **3-3-100%** |
| **SAFETIES** | **0** | **0** |
| **FINAL SCORE** | **12** | **28** |
| **TIME OF POSSESSION** | **28:56** | **31:04** |

# FINAL INDIVIDUAL STATISTICS

## SEATTLE SEAHAWKS

| RUSHING | ATT | YDS | AVG | LG | TD |
|---|---|---|---|---|---|
| C.Carson | 15 | 76 | 5.1 | 13 | 0 |
| R.Wilson | 5 | 28 | 5.6 | 17 | 0 |
| C.Prosise | 1 | 2 | 2.0 | 2 | 0 |
| **Total** | **21** | **106** | **5.0** | **17** | **0** |

| PASSING | ATT | CMP | YDS | SK/YD | TD | LG | IN | RT. |
|---|---|---|---|---|---|---|---|---|
| R.Wilson | 36 | 22 | 245 | 5/43 | 0 | 35 | 1 | 69.8 |
| **Total** | **36** | **22** | **245** | **5/43** | **0** | **35** | **1** | **69.8** |

| RECEIVING | NO | YDS | AVG | LG | TD |
|---|---|---|---|---|---|
| DK.Metcalf | 6 | 78 | 13.0 | 35 | 0 |
| T.Lockett | 4 | 43 | 10.8 | 19 | 0 |
| J.Hollister | 4 | 34 | 8.5 | 19 | 0 |
| C.Carson | 3 | 15 | 5.0 | 5 | 0 |
| J.Gordon | 2 | 34 | 17.0 | 23 | 0 |
| R.Penny | 1 | 16 | 16.0 | 16 | 0 |
| D.Moore | 1 | 15 | 15.0 | 15 | 0 |
| M.Turner | 1 | 10 | 10.0 | 10 | 0 |
| **Total** | **22** | **245** | **11.1** | **35** | **0** |

| INTERCEPTIONS | NO | YDS | AVG | LG | TD |
|---|---|---|---|---|---|
| Q.Diggs | 2 | 55 | 27.5 | 55 | 1 |
| **Total** | **2** | **55** | **27.5** | **55** | **1** |

| PUNTING | NO | YDS | AVG | NET | TB/I20 | LG |
|---|---|---|---|---|---|---|
| M.Dickson | 5 | 230 | 46.0 | 46.2 | 0/3 | 52 |
| **Total** | **5** | **230** | **46.0** | **46.2** | **0/3** | **52** |

| PUNT RETURNS | NO | YDS | AVG | FC | LG | TD |
|---|---|---|---|---|---|---|
| D.Moore | 2 | 3 | 1.5 | 1 | 3 | 0 |
| **Total** | **2** | **3** | **1.5** | **1** | **3** | **0** |

| KICKOFF RETURNS | NO | YDS | AVG | FC | LG | TD |
|---|---|---|---|---|---|---|
| [TOUCHBACK] | 5 | 0 | 0.0 | 0 | 0 | 0 |
| **Total** | **0** | **0** | **0.0** | **0** | **0** | **0** |

## LOS ANGELES RAMS

| RUSHING | ATT | YDS | AVG | LG | TD |
|---|---|---|---|---|---|
| T.Gurley | 23 | 79 | 3.4 | 23 | 1 |
| J.Reynolds | 3 | 29 | 9.7 | 12 | 0 |
| R.Woods | 2 | 29 | 14.5 | 16 | 0 |
| M.Brown | 5 | 21 | 4.2 | 17 | 1 |
| J.Goff | 2 | 4 | 2.0 | 5 | 0 |
| **Total** | **35** | **162** | **4.6** | **23** | **2** |

| PASSING | ATT | CMP | YDS | SK/YD | TD | LG | IN | RT. |
|---|---|---|---|---|---|---|---|---|
| J.Goff | 31 | 22 | 293 | 0/0 | 2 | 33 | 2 | 95.2 |
| C.Kupp | 1 | 0 | 0 | 0/0 | 0 | 0 | 0 | 39.6 |
| **Total** | **32** | **22** | **293** | **0/0** | **2** | **33** | **2** | **92.3** |

| RECEIVING | NO | YDS | AVG | LG | TD |
|---|---|---|---|---|---|
| T.Higbee | 7 | 116 | 16.6 | 33 | 0 |
| R.Woods | 7 | 98 | 14.0 | 20 | 1 |
| C.Kupp | 4 | 45 | 11.3 | 21 | 1 |
| T.Gurley | 4 | 34 | 8.5 | 20 | 0 |
| **Total** | **22** | **293** | **13.3** | **33** | **2** |

| INTERCEPTIONS | NO | YDS | AVG | LG | TD |
|---|---|---|---|---|---|
| T.Hill | 1 | 0 | 0.0 | 0 | 0 |
| **Total** | **1** | **0** | **0.0** | **0** | **0** |

| PUNTING | NO | YDS | AVG | NET | TB/I20 | LG |
|---|---|---|---|---|---|---|
| J.Hekker | 3 | 152 | 50.7 | 49.7 | 0/0 | 55 |
| **Total** | **3** | **152** | **50.7** | **49.7** | **0/0** | **55** |

| PUNT RETURNS | NO | YDS | AVG | FC | LG | TD |
|---|---|---|---|---|---|---|
| N.Webster | 2 | -1 | -0.5 | 3 | 0 | 0 |
| **Total** | **2** | **-1** | **-0.5** | **3** | **0** | **0** |

| KICKOFF RETURNS | NO | YDS | AVG | FC | LG | TD |
|---|---|---|---|---|---|---|
| D.Henderson | 2 | 35 | 17.5 | 0 | 20 | 0 |
| [TOUCHBACK] | 2 | 0 | 0.0 | 0 | 0 | 0 |
| **Total** | **2** | **35** | **17.5** | **0** | **20** | **0** |

# DEFENSIVE STATISTICS (BASED ON GAMEBOOK)

| PLAYER | T | S | A | S-YDS | I-YDS | PD | FF | FR |
|---|---|---|---|---|---|---|---|---|
| C.Littleton | 10 | 8 | 2 | 0-0 | 0-0 | 0 | 0 | 0 |
| E.Weddle | 8 | 6 | 2 | 0-0 | 0-0 | 0 | 0 | 0 |
| T.Rapp | 6 | 4 | 2 | 0-0 | 0-0 | 0 | 0 | 0 |
| S.Ebukam | 5 | 4 | 1 | 2-18 | 0-0 | 0 | 0 | 0 |
| T.Howard | 4 | 5 | 0 | 0-0 | 0-0 | 1 | 0 | 0 |
| J.Ramsey | 4 | 4 | 0 | 0-0 | 0-0 | 0 | 0 | 0 |
| D.Fowler | 4 | 2 | 2 | 1.5-9.5 | 0-0 | 0 | 0 | 0 |
| T.Hill | 3 | 2 | 1 | 0-0 | 1-0 | 2 | 0 | 0 |

| PLAYER | T | S | A | S-YDS | I-YDS | PD | FF | FR |
|---|---|---|---|---|---|---|---|---|
| M.Brockers | 2 | 2 | 0 | 0-0 | 0-0 | 0 | 0 | 0 |
| M.Christian | 2 | 2 | 0 | 0-0 | 0-0 | 0 | 0 | 0 |
| M.Fox | 2 | 2 | 0 | 0-0 | 0-0 | 0 | 0 | 0 |
| A.Donald | 2 | 1 | 1 | 1.5-15.5 | 0-0 | 1 | 0 | 0 |
| C.Matthews | 2 | 1 | 1 | 0-0 | 0-0 | 0 | 0 | 0 |
| G.Gaines | 1 | 1 | 0 | 0-0 | 0-0 | 0 | 0 | 0 |
| S.Joseph | 1 | 0 | 1 | 0-0 | 0-0 | 0 | 0 | 0 |
| T.Reeder | 1 | 0 | 1 | 0-0 | 0-0 | 0 | 0 | 0 |
| **Totals** | **57** | **44** | **14** | **5-43** | **1-0** | **4** | **0** | **0** |

# 15 DALLAS 44, LOS ANGELES 21

**December 15, 2019 - AT&T Stadium - Arlington, Tex.**

## Weather: 76 degrees, clear skies - Attendance 90,436 - Time 3:14

The Los Angeles Rams fell to the Dallas Cowboys, 44-21 on Sunday night at AT&T Stadium. The Cowboys struck first late in the first quarter with a 19-yard touchdown pass from Cowboys QB Dak Prescott to Cowboys TE Jason Witten, who hauled the pass in with one hand and made his way into the endzone for the score and an early 7-0 lead. A 28-yard catch and run on a screen by Rams WR Josh Reynolds on the final play of the first quarter gave the Rams' offense some momentum heading into the second quarter. Rams QB Jared Goff continued the drive with a 26-yard completion to Rams TE Tyler Higbee for a 26-yard gain, then three plays later tossed a two-yard touchdown pass to Rams RB Todd Gurley II for a 7-7 tie with 12:58 left in the first half. With the score, Gurley II tied for second-most receiving touchdowns by a Rams running back. Dallas answered on the ensuing drive with a 59-yard touchdown pass from Prescott to Cowboys WR Tavon Austin to take a 14-7 lead with 11:37 left in the second quarter. Although the Rams went three-and-out on the next series, Rams P Johnny Hekker's 67-yard punt pinned the Cowboys at their own 3 yard-line. The Cowboys mounted an eight-play, 97-yard drive that ended with a one-yard touchdown run by Cowboys RB Ezekiel Elliott. The series took nearly eight minutes off the clock and gave Dallas a 21-7 lead with 1:57 left in the first half. Cowboys LB Sean Lee intercepted and returned the ball to the Rams 9 yard-line, which helped set up a three-yard touchdown run by Elliott to give the Cowboys a 28-7 halftime lead. Cowboys K Kai Forbath's 50-yard field goal on the opening possession of the second half pushed Dallas' lead to 31-7. Facing a fourth-and-4 from their own 34, Los Angeles elected to fake the punt, with Hekker completing the pass to Rams WR Mike Thomas for the conversion. This was Hekker's 13th career completion and is now 13-22 for 184 passing yards through eight seasons in the NFL. The drive required a another fourth-down attempt, which was unsuccessful after Goff's pass intended for Rams WR Brandin Cooks fell incomplete. Dallas took over on downs from their own 36 and ended its ensuing drive with a 42-yard field goal to push their lead to 34-7 early in the fourth quarter. Forbath added another 42-yard field goal with 6:40 left in the game to give the Cowboys a 37-7 lead. Los Angeles cut their deficit to 24 with a seven-yard touchdown run by Gurley II. The two-point attempt succeeded on a Gurley II one-yard run, making it 37-15, Dallas with 3:17 left. Gurley II tied Steven Jackson and Eric Dickerson for the second-most rushing touchdowns in franchise history on the touchdown run. This was also Gurley's 10th rushing touchdown of the season, giving him four seasons with 10-plus rushing touchdowns. He is the second running back in franchise history to rush for double-digit touchdowns in three consecutive seasons. Los Angeles' ensuing onside kick was unsuccessful and ruled the kickoff out of bounds after a player recovered it out bounds. A 44-yard touchdown run by Cowboys RB Tony Pollard on the following possession gave Dallas a 44-15 lead with 3:09 left. Los Angeles responded as Goff fired a seven-yard touchdown pass to Rams WR Cooper Kupp to cut the Rams' deficit again, but the ensuing two-point attempt was unsuccessful. The Cowboys took a knee up 44-21 to run out the remainder of the clock and seal the victory. Despite the loss, the Rams achieved several milestones on Sunday. Kupp's six catches for 41 yards pushed him over 1,000 receiving yards on the season, the first time in his career that he has achieved the feat. Kupp is the third wide receiver under Head Coach Sean McVay to record 1,000 receiving yards in a season. Another strong performance by Higbee who became the first tight end in franchise history to have three-consecutive 100-plus yard receiving games. Higbee is now the third tight end in franchise history to record three 100-plus yard games in their Rams career. He ended the day with a career-high 12 catches for 111 yards. On defense, Rams rookie S Taylor Rapp posted 10 tackles, yielding him double-digit totals for the third time this season. Rapp is the only rookie to accomplish the feat this season. Rams LB Cory Littleton finished the day with 12 tackles giving him double-digit tackles in six games this season. Rams DT Aaron Donald added another tackle-for-loss to his arsenal, bringing him to 19 on the season. Donald led the league in the category entering Sunday's game. Since McVay took over as head coach, the Rams have a record of 2-1, including postseason games.

## STARTING LINEUPS

### LOS ANGELES RAMS

| | | | | | |
|---|---|---|---|---|---|
| WR | 18 | C.Kupp | DE | 90 | M.Brockers |
| TE | 89 | T.Higbee | NT | 69 | S.Joseph |
| LT | 77 | A.Whitworth | DT | 99 | A.Donald |
| LG | 63 | A.Corbett | WILL | 56 | D.Fowler |
| C | 66 | A.Blythe | OLB | 52 | C.Matthews |
| RG | 73 | D.Edwards | ILB | 58 | C.Littleton |
| RT | 71 | B.Evans | LB | 51 | T.Reeder |
| WR | 12 | B.Cooks | LCB | 22 | T.Hill |
| WR | 17 | R.Woods | RCB | 20 | J.Ramsey |
| QB | 16 | J.Goff | SS | 24 | T.Rapp |
| HB | 30 | T.Gurley | FS | 32 | E.Weddle |

### DALLAS COWBOYS

| | | | | | |
|---|---|---|---|---|---|
| WR | 19 | A.Cooper | DE | 90 | D.Lawrence |
| LT | 77 | T.Smith | DT | 96 | M.Collins |
| LG | 76 | X.Su'a-Filo | DT | 99 | A.Woods |
| C | 72 | T.Frederick | DE | 58 | R.Quinn |
| RG | 70 | Z.Martin | SLB | 50 | S.Lee |
| RT | 71 | L.Collins | MLB | 54 | J.Smith |
| TE | 82 | J.Witten | WLB | 48 | J.Thomas |
| TE | 89 | B.Jarwin | CB | 24 | C.Awuzie |
| WR | 13 | M.Gallup | CB | 31 | B.Jones |
| QB | 4 | D.Prescott | FS | 38 | J.Heath |
| RB | 21 | E.Elliott | SS | 25 | X.Woods |

**LOS ANGELES SUBSTITUTIONS:** K 4 G.Zuerlein, P 6 J.Hekker, WR 14 N.Webster, CB 23 N.Robey, S 26 M.Christian, RB 27 D.Henderson, DB 31 D.Williams, S 33 N.Scott, RB 34 M.Brown, LB 41 K.Young, LS 44 J.McQuaide, OLB 45 O.Okoronkwo, LB 48 T.Howard, OLB 50 S.Ebukam, LB 57 N.Patrick, C 65 C.Shelton, OL 67 C.Brewer, TE 82 J.Mundt, WR 83 J.Reynolds, WR 88 M.Thomas, DT 91 G.Gaines, DT 92 T.Smart, DE 97 M.Fox

**LOS ANGELES INACTIVES:** DB 21 D.Deayon, CB 25 D.Long, S 39 J.Gervase, OL 64 J.Demby, T 79 R.Havenstein, TE 81 G.Everett, TE 86 K.Blanton**LOS ANGELES DID NOT PLAY:** QB 5 B.Bortles

## SCORING SUMMARY

| | | 1 | 2 | 3 | 4 | OT | TOTAL | FIELD GOALS |
|---|---|---|---|---|---|---|---|---|
| **VISITOR** | Los Angeles Rams | 0 | 7 | 0 | 14 | - | 21 | |
| **HOME** | Dallas Cowboys | 7 | 21 | 3 | 13 | - | 44 | (50) (42) (42) |

| TEAM | Qtr | Clock Time | Play (Extra Point) (Drive Info) | Visitor | Home |
|---|---|---|---|---|---|
| Cowboys | 1 | 1:47 | J.Witten 19 yd. pass from D.Prescott (K.Forbath kick) (15-90, 6:21) | 0 | 7 |
| Rams | 2 | 12:58 | T.Gurley 2 yd. pass from J.Goff (G.Zuerlein kick) (9-75, 3:49) | 7 | 7 |
| Cowboys | 2 | 11:37 | T.Austin 59 yd. pass from D.Prescott (K.Forbath kick) (3-75, 1:21) | 7 | 14 |
| Cowboys | 2 | 1:57 | E.Elliott 1 yd. run (K.Forbath kick) (14-97, 7:57) | 7 | 21 |
| Cowboys | 2 | 0:16 | E.Elliott 3 yd. run (K.Forbath kick) (3-9, 1:00) | 7 | 28 |
| Cowboys | 3 | 11:09 | K.Forbath 50 yd. Field Goal (8-43, 3:51) | 7 | 31 |
| Cowboys | 4 | 14:56 | K.Forbath 42 yd. Field Goal (7-40, 3:49) | 7 | 34 |
| Cowboys | 4 | 6:40 | K.Forbath 42 yd. Field Goal (10-57, 6:59) | 7 | 37 |
| Rams | 4 | 3:17 | T.Gurley 7 yd. run (T.Gurley run) (12-75, 3:23) | 15 | 37 |
| Cowboys | 4 | 3:00 | T.Pollard 44 yd. run (K.Forbath kick) (2-46, 0:17) | 15 | 44 |
| Rams | 4 | 0:40 | C.Kupp 7 yd. pass from J.Goff (pass failed) (11-60, 2:20) | 21 | 44 |

# FINAL TEAM STATISTICS

| | RAMS | COWBOYS |
|---|---|---|
| **TOTAL FIRST DOWNS** | **23** | **25** |
| By Rushing | 3 | 16 |
| By Passing | 17 | 8 |
| By Penalty | 3 | 1 |
| **THIRD DOWN EFFICIENCY** | **4-12-33%** | **7-13-54%** |
| **FOURTH DOWN EFFICIENCY** | **1-2-50%** | **1-1-100%** |
| **TOTAL NET YARDS** | **289** | **475** |
| Total Offensive Plays | 68 | 68 |
| Average gain per offensive play | 4.3 | 7.0 |
| **NET YARDS RUSHING** | **22** | **263** |
| Total Rushing Plays | 14 | 45 |
| Average gain per rushing play | 1.6 | 5.8 |
| Tackles for a loss-number and yards | 2-5 | 3-4 |
| **NET YARDS PASSING** | **267** | **212** |
| Times thrown - yards lost attempting to pass | 2-22 | 0-0 |
| Gross yards passing | 289 | 212 |
| **PASS ATTEMPTS-COMP-HAD INT** | **52-34-1** | **23-15-0** |
| Avg gain per pass play | 4.9 | 9.2 |
| **KICKOFFS Number-In End Zone-TBs** | **4-3-3** | **9-7-6** |
| **PUNTS Number and Average** | **5-55.8** | **2-47.5** |
| Had Blocked | 0 | 0 |

| | RAMS | COWBOYS |
|---|---|---|
| **FGs - PATs Had Blocked** | **0-0** | **0-0** |
| Net Punting Average | 51.8 | 47.5 |
| **TOTAL RETURN YARDAGE (W/O KOR)** | **0** | **45** |
| No. and Yards Punt Returns | 1-0 | 2-20 |
| No. and Yards Kickoff Returns | 1-23 | 0-0 |
| No. and Yards Interception Returns | 0-0 | 1-25 |
| **PENALTIES Number and Yards** | **5-29** | **4-16** |
| **FUMBLES Number and Lost** | **0-0** | **1-0** |
| **TOUCHDOWNS** | **3** | **5** |
| Rushing | 1 | 3 |
| Passing | 2 | 2 |
| Interceptions | 0 | 1 |
| **EXTRA POINTS Made-Attempts** | **2-3** | **5-5** |
| Kicking Made-Attempts | 1-1 | 5-5 |
| **FIELD GOALS Made-Attempts** | **0-0** | **3-3** |
| **RED ZONE EFFICIENCY** | **3-3-100%** | **3-3-100%** |
| **GOAL TO GO EFFICIENCY** | **3-3-100%** | **2-2-100%** |
| **SAFETIES** | **0** | **0** |
| **FINAL SCORE** | **21** | **44** |
| **TIME OF POSSESSION** | **23:54** | **36:06** |

# FINAL INDIVIDUAL STATISTICS

## LOS ANGELES RAMS

| RUSHING | ATT | YDS | AVG | LG | TD |
|---|---|---|---|---|---|
| T.Gurley | 11 | 20 | 1.8 | 8 | 1 |
| J.Goff | 3 | 2 | 0.7 | 3 | 0 |
| **Total** | **14** | **22** | **1.6** | **8** | **1** |

| PASSING | ATT | CMP | YDS | SK/YD | TD | LG | IN | RT. |
|---|---|---|---|---|---|---|---|---|
| J.Goff | 51 | 33 | 284 | 2/22 | 2 | 28 | 1 | 84.1 |
| J.Hekker | 1 | 1 | 5 | 0/0 | 0 | 5 | 0 | 87.5 |
| **Total** | **52** | **34** | **289** | **2/22** | **2** | **28** | **1** | **84.5** |

| RECEIVING | NO | YDS | AVG | LG | TD |
|---|---|---|---|---|---|
| T.Higbee | 12 | 111 | 9.3 | 26 | 0 |
| C.Kupp | 6 | 41 | 6.8 | 11 | 1 |
| B.Cooks | 4 | 46 | 11.5 | 17 | 0 |
| R.Woods | 4 | 17 | 4.3 | 6 | 0 |
| T.Gurley | 3 | 18 | 6.0 | 9 | 1 |
| J.Reynolds | 2 | 36 | 18.0 | 28 | 0 |
| J.Mundt | 2 | 15 | 7.5 | 9 | 0 |
| M.Thomas | 1 | 5 | 5.0 | 5 | 0 |
| **Total** | **34** | **289** | **8.5** | **28** | **2** |

| INTERCEPTIONS | NO | YDS | AVG | LG | TD |
|---|---|---|---|---|---|
| **Total** | **0** | **0** | **0.0** | **0** | **0** |

| PUNTING | NO | YDS | AVG | NET | TB/I20 | LG |
|---|---|---|---|---|---|---|
| J. Hekker | 5 | 279 | 55.8 | 51.8 | 0/4 | 69 |
| **Total** | **5** | **279** | **55.8** | **51.8** | **0/4** | **69** |

| PUNT RETURNS | NO | YDS | AVG | FC | LG | TD |
|---|---|---|---|---|---|---|
| N.Webster | 1 | 0 | 0.0 | 0 | 0 | 0 |
| [DOWNED] | 1 | 0 | 0.0 | 0 | 0 | 0 |
| **Total** | **1** | **0** | **0.0** | **0** | **0** | **0** |

| KICKOFF RETURNS | NO | YDS | AVG | FC | LG | TD |
|---|---|---|---|---|---|---|
| D.Henderson | 1 | 23 | 23.0 | 0 | 23 | 0 |
| [OUT OF BOUNDS] | 2 | 0 | 0.0 | 0 | 0 | 0 |
| [TOUCHBACK] | 6 | 0 | 0.0 | 0 | 0 | 0 |
| **Total** | **1** | **23** | **23.0** | **0** | **23** | **0** |

## DALLAS COWBOYS

| RUSHING | ATT | YDS | AVG | LG | TD |
|---|---|---|---|---|---|
| T.Pollard | 12 | 131 | 10.9 | 44 | 1 |
| E.Elliott | 24 | 117 | 4.9 | 15 | 2 |
| D.Prescott | 7 | 12 | 1.7 | 7 | 0 |
| T.Austin | 2 | 3 | 1.5 | 2 | 0 |
| **Total** | **45** | **263** | **5.8** | **44** | **3** |

| PASSING | ATT | CMP | YDS | SK/YD | TD | LG | IN | RT. |
|---|---|---|---|---|---|---|---|---|
| D.Prescott | 23 | 15 | 212 | 0/0 | 2 | 59 | 0 | 123.8 |
| **Total** | **23** | **15** | **212** | **0/0** | **2** | **59** | **0** | **123.8** |

| RECEIVING | NO | YDS | AVG | LG | TD |
|---|---|---|---|---|---|
| J.Witten | 4 | 36 | 9.0 | 19 | 1 |
| E.Elliott | 3 | 43 | 14.3 | 26 | 0 |
| B.Jarwin | 2 | 40 | 20.0 | 20 | 0 |
| T.Pollard | 2 | 12 | 6.0 | 8 | 0 |
| T.Austin | 1 | 59 | 59.0 | 59 | 1 |
| A.Cooper | 1 | 19 | 19.0 | 19 | 0 |
| M.Gallup | 1 | 6 | 6.0 | 6 | 0 |
| R.Cobb | 1 | -3 | -3.0 | -3 | 0 |
| **Total** | **15** | **212** | **14.1** | **59** | **2** |

| INTERCEPTIONS | NO | YDS | AVG | LG | TD |
|---|---|---|---|---|---|
| S.Lee | 1 | 25 | 25.0 | 25 | 0 |
| **Total** | **1** | **25** | **25.0** | **25** | **0** |

| PUNTING | NO | YDS | AVG | NET | TB/I20 | LG |
|---|---|---|---|---|---|---|
| C.Jones | 2 | 95 | 47.5 | 47.5 | 0/1 | 48 |
| **Total** | **2** | **95** | **47.5** | **47.5** | **0/1** | **48** |

| PUNT RETURNS | NO | YDS | AVG | FC | LG | TD |
|---|---|---|---|---|---|---|
| T.Austin | 2 | 20 | 10.0 | 0 | 12 | 0 |
| R.Cobb | 0 | 0 | 0.0 | 1 | 0 | 0 |
| [DOWNED] | 1 | 0 | 0.0 | 0 | 0 | 0 |
| [OUT OF BOUNDS] | 1 | 0 | 0.0 | 0 | 0 | 0 |
| **Total** | **2** | **20** | **10.0** | **1** | **12** | **0** |

| KICKOFF RETURNS | NO | YDS | AVG | FC | LG | TD |
|---|---|---|---|---|---|---|
| [OUT OF BOUNDS] | 1 | 0 | 0.0 | 0 | 0 | 0 |
| [TOUCHBACK] | 3 | 0 | 0.0 | 0 | 0 | 0 |
| **Total** | **0** | **0** | **0.0** | **0** | **0** | **0** |

# DEFENSIVE STATISTICS (BASED ON GAMEBOOK)

| PLAYER | T | S | A | S-YDS | I-YDS | PD | FF | FR |
|---|---|---|---|---|---|---|---|---|
| C.Littleton | 12 | 4 | 8 | 0-0 | 0-0 | 0 | 0 | 0 |
| T.Rapp | 10 | 3 | 7 | 0-0 | 0-0 | 0 | 0 | 0 |
| C.Matthews | 6 | 4 | 2 | 0-0 | 0-0 | 0 | 0 | 0 |
| D.Fowler | 6 | 4 | 2 | 0-0 | 0-0 | 0 | 0 | 0 |
| M.Brockers | 5 | 4 | 1 | 0-0 | 0-0 | 0 | 0 | 0 |
| D.Williams | 5 | 4 | 1 | 0-0 | 0-0 | 0 | 0 | 0 |
| T.Reeder | 5 | 3 | 2 | 0-0 | 0-0 | 0 | 0 | 0 |
| E.Weddle | 5 | 3 | 2 | 0-0 | 0-0 | 0 | 0 | 0 |
| S.Joseph | 4 | 2 | 2 | 0-0 | 0-0 | 0 | 0 | 0 |
| N.Robey | 3 | 3 | 0 | 0-0 | 0-0 | 0 | 0 | 0 |

| PLAYER | T | S | A | S-YDS | I-YDS | PD | FF | FR |
|---|---|---|---|---|---|---|---|---|
| A.Donald | 3 | 1 | 2 | 0-0 | 0-0 | 0 | 0 | 0 |
| S.Ebukam | 2 | 2 | 0 | 0-0 | 0-0 | 0 | 0 | 0 |
| T.Hill | 1 | 1 | 0 | 0-0 | 0-0 | 0 | 0 | 0 |
| J.Ramsey | 1 | 1 | 0 | 0-0 | 0-0 | 0 | 0 | 0 |
| M.Fox | 1 | 0 | 1 | 0-0 | 0-0 | 0 | 0 | 0 |
| T.Howard | 0 | 0 | 0 | 0-0 | 0-0 | 1 | 0 | 0 |
| K.Young | 1 | 1 | 0 | 0-0 | 0-0 | 0 | 0 | 0 |
| M.Thomas | 1 | 1 | 0 | 0-0 | 0-0 | 0 | 0 | 0 |
| M.Brown | 1 | 1 | 0 | 0-0 | 0-0 | 0 | 0 | 0 |
| **Totals** | **72** | **42** | **30** | **0-0** | **0-0** | **1** | **0** | **0** |

# 16 SAN FRANCISCO 34, LOS ANGELES 31

**December 21, 2019 - Levi's Stadium - Santa Clara, Calif.**

## Weather: 58 degrees, cloudy - Attendance 70,103 - Time 3:06

The San Francisco 49ers defeated the Los Angeles Rams, 34-31 on Saturday night at Levi's Stadium. The Rams mounted a strong opening drive as Rams QB Jared Goff found Rams WR Brandin Cooks for a 10-yard touchdown pass to go up 7-0. The 49ers responded with an 81-yard return on the ensuing kickoff, which set up the 49ers at the Rams 18 yard-line. The Rams' defense came in strong and Rams LB Cory Littleton had a pass breakup in the endzone on the third-and-goal and Los Angeles held San Francisco to a 26-yard field goal by 49ers K Robbie Gould to make it 7-3, L.A. with 8:35 left in the first quarter. Late in the first quarter, Rams CB Jalen Ramsey intercepted 49ers QB Jimmy Garoppolo and set up the Rams at their own 37 yard-line. This was Ramsey's first interception as a Ram and now has 10 career interceptions that he has returned for a total of 112 yards. Nine plays later, Rams RB Todd Gurley II ran the ball into the endzone for a 5-yard touchdown to extend the Rams' lead to 14-3 to start the second quarter. San Francisco would answer with a 19-yard touchdown run by 49ers WR Deebo Samuel to cut the Rams' lead to four. The two teams would trade touchdowns again, as Gurley ran a 1-yard touchdown into the endzone and 49ers RB Raheem Mostert followed with a 16-yard run to make it 21-17. Gurley is now the first Rams player with 13-plus touchdowns in three-consecutive seasons. He has 14 touchdowns on the year and 58 career rushing touchdowns – tying Hall of Famer Marshall Faulk for most in team history. With 56 seconds left in the first half, 49ers LB Fred Warner intercepted a pass from Goff and returned it for a 46-yard touchdown, which gave San Francisco a 24-21 halftime lead. On the first drive of the second half, Rams CB Darious Williams snagged L.A.'s second interception off a tipped pass caused by Ramsey, which was Williams' first career interception. The ensuing offensive possession ended with a missed 52-yard field goal attempt by Rams K Greg Zuerlein. Behind a key defensive stop from midfield, Los Angeles forced the 49ers to punt the ball back into the Rams possession. Rams WR Cooper Kupp hauled in a 22-yard touchdown pass from Goff to retake the lead 28-24 with 5:06 left in the third quarter. San Francisco regained the lead on a 7-yard touchdown pass from Garoppolo to 49ers TE George Kittle making the score 31-28. A 52-yard field goal by Zuerlein on the ensuing drive tied the game, 31-31, with 2:30 left in the game. This was Zuerlein's 200th field goal of his career. Zuerlein is the eighth active kicker through Saturday's game to tally 200-plus made field goals. San Francisco converted twice on third-and-long on the game-winning drive from an 18-yard catch by 49ers WR Kendrick Bourne and a 46-yard catch by 49ers WR Emmanuel Sanders. With San Francisco in field goal range, Gould made a 33-yard field goal as time expired to make the score 34-31 and clinch the victory for the 49ers. Despite the loss, the Rams had breakthrough performances in all three phases. After completing 27 passes for 323 yards, Goff surpassed 4,000 passing yards for the second-consecutive season, becoming the first quarterback in franchise history to do so back-to-back. Goff is the second quarterback in franchise history to have multiple seasons with over 4,000 passing yards, joining Hall of Famer Kurt Warner. With his third 100-plus yard receiving game of the season, Woods tied his single-season career high in total 100-plus yard receiving games to match his 2018 output. Rams WR Robert Woods also pushed his season receiving total to 1,067 yards, giving Los Angeles two 1,000-yard receivers for the second consecutive season. This is the first time the Rams accomplished the feat in consecutive seasons since a streak of four seasons from 1999-2002. With the 1,000-plus receiving yard output this season, Woods became the first Ram to post consecutive seasons with over 1,000 receiving yards since Torry Holt finished a run of eight straight seasons from 2000-2007. With a nine-catch output in Saturday's game, TE Tyler Higbee set a single-season franchise record for receptions by a tight end. Higbee finished the game with 104 receiving yards, his fourth-consecutive 100-plus yard output. Higbee is only the second tight end in franchise history to have four 100-plus receiving yard games with the Rams. Higbee is also the first tight end since 1970 to have four-consecutive games of seven-plus catches for 100-plus yards. Defensively, the Rams boast multiple players with double-digit sacks for the first time since 2012. DT Aaron Donald and OLB Dante Fowler Jr., who each recorded multiple sacks in Saturday's game. With 1.5 sacks in the game, Donald now has 12.5 sacks this season and 72 in his career. Littleton set a new single-season career high in tackles after notching seven. He now has 131 this season. Saturday was only the third time this season a defensive unit forced Garoppolo into multiple interceptions in single game.

## STARTING LINEUPS

### LOS ANGELES RAMS

| | | | | | |
|---|---|---|---|---|---|
| WR | 18 | C.Kupp | DE | 90 | M.Brockers |
| TE | 89 | T.Higbee | NT | 69 | S.Joseph |
| LT | 77 | A.Whitworth | DT | 99 | A.Donald |
| LG | 63 | A.Corbett | WILL | 56 | D.Fowler |
| C | 66 | A.Blythe | OLB | 52 | C.Matthews |
| RG | 73 | D.Edwards | ILB | 58 | C.Littleton |
| RT | 71 | B.Evans | LB | 51 | T.Reeder |
| WR | 12 | B.Cooks | LCB | 31 | D. Williams |
| WR | 17 | R.Woods | RCB | 20 | J.Ramsey |
| QB | 16 | J.Goff | SS | 24 | T.Rapp |
| HB | 30 | T.Gurley | FS | 32 | E.Weddle |

### SAN FRANCISCO 49ERS

| | | | | | |
|---|---|---|---|---|---|
| WR | 19 | D.Samuel | LDE | 97 | N.Bosa |
| LT | 74 | J.Staley | LDT | 96 | S.Day |
| LG | 75 | L.Tomlinson | RDT | 99 | D.Buckner |
| C | 63 | B.Garland | RDE | 91 | A.Armstead |
| RG | 60 | D.Brunskill | NB | 24 | K.Williams |
| RT | 69 | M.McGlinchey | MIKE | 54 | F.Warner |
| TE | 85 | G.Kittle | WILL | 57 | D.Greenlaw |
| WR | 17 | E.Sanders | LCB | 25 | R.Sherman |
| QB | 10 | J.Garoppolo | RCB | 23 | A.Witherspoon |
| RB | 26 | T.Coleman | FS | 20 | J.Ward |
| FB | 44 | K.Juszczyk | SS | 36 | M.Harris |

**LOS ANGELES SUBSTITUTIONS:** K 4 G.Zuerlein, P 6 J.Hekker, WR 14 N.Webster, CB 23 N.Robey, CB 25 D.Long, S 26 M.Christian, RB 27 D.Henderson, S 33 N.Scott, RB 34 M.Brown, LB 41 K.Young, LS 44 J.McQuaide, OLB 45 O.Okoronkwo, LB 48 T.Howard, OLB 50 S.Ebukam, C 65 C.Shelton, OL 67 C.Brewer, TE 81 G.Everett, TE 82 J.Mundt, WR 83 J.Reynolds, WR 88 M.Thomas, DT 91 G.Gaines, DT 92 T.Smart, DE 97 M.Fox

**LOS ANGELES INACTIVES:** DB 21 D.Deayon, CB 22 T.Hill, S 39 J.Gervase, LB 57 N.Patrick, OL 64 J.Demby, T 79 R.Havenstein, TE 86 K.Blanton

**LOS ANGELES DID NOT PLAY:** QB 5 B.Bortles

## SCORING SUMMARY

| | | 1 | 2 | 3 | 4 | OT | TOTAL | FIELD GOALS |
|---|---|---|---|---|---|---|---|---|
| **VISITOR** | Los Angeles Rams | 7 | 14 | 7 | 3 | - | 31 | 52WL (52) |
| **HOME** | San Francisco 49ers | 3 | 21 | 0 | 10 | - | 34 | (26) (33) |

| TEAM | Qtr | Clock Time | Play (Extra Point) (Drive Info) | Visitor | Home |
|---|---|---|---|---|---|
| Rams | 1 | 11:08 | B.Cooks 10 yd. pass from J.Goff (G.Zuerlein kick) (7-75, 3:52) | 7 | 0 |
| 49ers | 1 | 8:35 | R.Gould 26 yd. Field Goal (6-10, 2:33) | 7 | 3 |
| Rams | 2 | 14:55 | T.Gurley 5 yd. run (G.Zuerlein kick) (9-63, 4:01) | 14 | 3 |
| 49ers | 2 | 12:06 | D.Samuel 19 yd. run (R.Gould kick) (5-75, 2:49) | 14 | 10 |
| Rams | 2 | 6:47 | T.Gurley 1 yd. run (G.Zuerlein kick) (11-64, 5:19) | 21 | 10 |
| 49ers | 2 | 2:21 | R.Mostert 16 yd. run (R.Gould kick) (9-75, 4:26) | 21 | 17 |
| 49ers | 2 | 0:46 | F.Warner 46 yd. interception return (R.Gould kick) | 21 | 24 |
| Rams | 3 | 5:06 | C.Kupp 22 yd. pass from J.Goff (G.Zuerlein kick) (7-68, 2:43) | 28 | 24 |
| 49ers | 4 | 6:06 | G.Kittle 7 yd. pass from J.Garoppolo (R.Gould kick) (6-91, 2:48) | 28 | 31 |
| Rams | 4 | 2:30 | G.Zuerlein 52 yd. Field Goal (8-41, 3:36) | 31 | 31 |
| 49ers | 4 | 0:00 | R.Gould 33 yd. Field Goal (9-60, 2:30) | 31 | 34 |

## FINAL TEAM STATISTICS

| | RAMS | 49ERS |
|---|---|---|
| **TOTAL FIRST DOWNS** | **24** | **19** |
| By Rushing | 6 | 5 |
| By Passing | 17 | 12 |
| By Penalty | 1 | 2 |
| **THIRD DOWN EFFICIENCY** | **5-13-38%** | **4-10-40%** |
| **FOURTH DOWN EFFICIENCY** | **0-0-0%** | **0-0-0%** |
| **TOTAL NET YARDS** | **395** | **334** |
| Total Offensive Plays | 70 | 56 |
| Average gain per offensive play | 5.6 | 6.0 |
| **NET YARDS RUSHING** | **72** | **119** |
| Total Rushing Plays | 24 | 23 |
| Average gain per rushing play | 3.0 | 5.2 |
| Tackles for a loss-number and yards | 2-2 | 1-1 |
| **NET YARDS PASSING** | **323** | **215** |
| Times thrown - yards lost attempting to pass | 0-0 | 6-33 |
| Gross yards passing | 323 | 248 |
| **PASS ATTEMPTS-COMP-HAD INT** | **46-27-1** | **27-16-2** |
| Avg gain per pass play | 7.0 | 6.5 |
| **KICKOFFS Number-In End Zone-TBs** | **6-5-5** | **6-5-5** |
| **PUNTS Number and Average** | **6-44.3** | **5-43.8** |
| Had Blocked | 0 | 0 |

| | RAMS | 49ERS |
|---|---|---|
| **FGs - PATs Had Blocked** | **0-0** | **0-0** |
| Net Punting Average | 44.3 | 43.6 |
| **TOTAL RETURN YARDAGE (W/O KOR)** | **14** | **46** |
| No. and Yards Punt Returns | 2-1 | 0-0 |
| No. and Yards Kickoff Returns | 1-27 | 1-81 |
| No. and Yards Interception Returns | 2-13 | 1-46 |
| **PENALTIES Number and Yards** | **7-43** | **3-26** |
| **FUMBLES Number and Lost** | **2-0** | **2-0** |
| **TOUCHDOWNS** | **4** | **4** |
| Rushing | 2 | 2 |
| Passing | 2 | 1 |
| Interceptions | 0 | 1 |
| **EXTRA POINTS Made-Attempts** | **4-4** | **4-4** |
| Kicking Made-Attempts | 4-4 | 4-4 |
| **FIELD GOALS Made-Attempts** | **1-2** | **2-2** |
| **RED ZONE EFFICIENCY** | **3-3-100%** | **3-5-60%** |
| **GOAL TO GO EFFICIENCY** | **2-2-100%** | **1-2-50%** |
| **SAFETIES** | **0** | **0** |
| **FINAL SCORE** | **31** | **34** |
| **TIME OF POSSESSION** | **32:21** | **27:39** |

## FINAL INDIVIDUAL STATISTICS

### LOS ANGELES RAMS

| RUSHING | ATT | YDS | AVG | LG | TD |
|---|---|---|---|---|---|
| T.Gurley | 15 | 48 | 3.2 | 8 | 2 |
| J.Goff | 4 | 12 | 3.0 | 5 | 0 |
| D.Henderson | 2 | 7 | 3.5 | 7 | 0 |
| R.Woods | 2 | 6 | 3.0 | 6 | 0 |
| M.Brown | 1 | -1 | -1.0 | -1 | 0 |
| **Total** | **24** | **72** | **3.0** | **8** | **2** |

| PASSING | ATT | CMP | YDS | SK/YD | TD | LG | IN | RT |
|---|---|---|---|---|---|---|---|---|
| J.Goff | 46 | 27 | 323 | 0/0 | 2 | 29 | 1 | 85.7 |
| **Total** | **46** | **27** | **323** | **0/0** | **2** | **29** | **1** | **85.7** |

| RECEIVING | NO | YDS | AVG | LG | TD |
|---|---|---|---|---|---|
| T.Higbee | 9 | 104 | 11.6 | 20 | 0 |
| R.Woods | 8 | 117 | 14.6 | 29 | 0 |
| B.Cooks | 4 | 39 | 9.8 | 16 | 1 |
| C.Kupp | 4 | 31 | 7.8 | 22 | 1 |
| J.Reynolds | 2 | 32 | 16.0 | 24 | 0 |
| T.Gurley | 0 | 0 | 0.0 | 0 | 0 |
| M.Brown | 0 | 0 | 0.0 | 0 | 0 |
| G.Everett | 0 | 0 | 0.0 | 0 | 0 |
| **Total** | **27** | **323** | **12.0** | **29** | **2** |

| INTERCEPTIONS | NO | YDS | AVG | LG | TD |
|---|---|---|---|---|---|
| J.Ramsey | 1 | 13 | 13.0 | 13 | 0 |
| D.Williams | 1 | 0 | 0 | 0 | 0 |
| **Total** | **2** | **13** | **6.5** | **13** | **0** |

| PUNTING | NO | YDS | AVG | NET | TB/I20 | LG |
|---|---|---|---|---|---|---|
| J. Hekker | 6 | 266 | 44.3 | 44.3 | 0/3 | 52 |
| **Total** | **6** | **266** | **44.3** | **44.3** | **0/3** | **52** |

| PUNT RETURNS | NO | YDS | AVG | FC | LG | TD |
|---|---|---|---|---|---|---|
| N.Webster | 2 | 1 | 0.5 | 2 | 1 | 0 |
| [DOWNED] | 1 | 0 | 0.0 | 0 | 0 | 0 |
| **Total** | **2** | **1** | **0.5** | **2** | **1** | **0** |

| KICKOFF RETURNS | NO | YDS | AVG | FC | LG | TD |
|---|---|---|---|---|---|---|
| N.Webster | 1 | 27 | 27.0 | 0 | 27 | 0 |
| [TOUCHBACK] | 5 | 0 | 0.0 | 0 | 0 | 0 |
| **Total** | **1** | **27** | **27.0** | **0** | **27** | **0** |

### SAN FRANCISCO 49ERS

| RUSHING | ATT | YDS | AVG | LG | TD |
|---|---|---|---|---|---|
| R.Mostert | 11 | 53 | 4.8 | 16 | 1 |
| T.Coleman | 5 | 33 | 6.6 | 12 | 0 |
| D.Samuel | 3 | 28 | 9.3 | 19 | 1 |
| J.Garoppolo | 4 | 5 | 1.3 | 7 | 0 |
| **Total** | **23** | **119** | **5.2** | **19** | **2** |

| PASSING | ATT | CMP | YDS | SK/YD | TD | LG | IN | RT |
|---|---|---|---|---|---|---|---|---|
| J.Garoppolo | 27 | 16 | 248 | 6/33 | 1 | 46 | 2 | 71.2 |
| **Total** | **27** | **16** | **248** | **6/33** | **1** | **46** | **2** | **71.2** |

| RECEIVING | NO | YDS | AVG | LG | TD |
|---|---|---|---|---|---|
| G.Kittle | 5 | 79 | 15.8 | 36 | 1 |
| D.Samuel | 4 | 31 | 7.8 | 18 | 0 |
| E.Sanders | 3 | 61 | 20.3 | 46 | 0 |
| K.Bourne | 2 | 29 | 14.5 | 18 | 0 |
| R.Dwelley | 1 | 25 | 25.0 | 25 | 0 |
| K.Juszczyk | 1 | 23 | 23.0 | 23 | 0 |
| R.Mostert | 0 | 0 | 0.0 | 0 | 0 |
| **Total** | **16** | **248** | **15.5** | **46** | **1** |

| INTERCEPTIONS | NO | YDS | AVG | LG | TD |
|---|---|---|---|---|---|
| F.Warner | 1 | 46 | 46.0 | 46 | 1 |
| **Total** | **1** | **46** | **46.0** | **46** | **1** |

| PUNTING | NO | YDS | AVG | NET | TB/I20 | LG |
|---|---|---|---|---|---|---|
| M.Wishnowsky | 5 | 219 | 43.8 | 43.6 | 0/4 | 52 |
| **Total** | **5** | **219** | **43.8** | **43.6** | **0/4** | **52** |

| PUNT RETURNS | NO | YDS | AVG | FC | LG | TD |
|---|---|---|---|---|---|---|
| R.James Jr. | 0 | 0 | 0.0 | 1 | 0 | 0 |
| [DOWNED] | 1 | 0 | 0.0 | 0 | 0 | 0 |
| [OUT OF BOUNDS] | 4 | 0 | 0.0 | 0 | 0 | 0 |
| **Total** | **0** | **0** | **0.0** | **1** | **0** | **0** |

| KICKOFF RETURNS | NO | YDS | AVG | FC | LG | TD |
|---|---|---|---|---|---|---|
| R.James Jr. | 1 | 81 | 81.0 | 0 | 81 | 0 |
| [TOUCHBACK] | 5 | 0 | 0.0 | 0 | 0 | 0 |
| **Total** | **1** | **81** | **81.0** | **0** | **81** | **0** |

## DEFENSIVE STATISTICS (BASED ON GAMEBOOK)

| PLAYER | T | S | A | S-YDS | I-YDS | PD | FF | FR |
|---|---|---|---|---|---|---|---|---|
| C.Littleton | 7 | 6 | 1 | 0-0 | 0-0 | 1 | 0 | 0 |
| E.Weddle | 6 | 6 | 0 | 0-0 | 0-0 | 0 | 0 | 0 |
| D.Fowler | 6 | 5 | 1 | 2.5-10 | 0-0 | 1 | 1 | 0 |
| T.Rapp | 5 | 4 | 1 | 0-0 | 0-0 | 0 | 0 | 0 |
| J.Ramsey | 4 | 4 | 0 | 0-0 | 1-13 | 2 | 0 | 0 |
| S.Joseph | 4 | 2 | 2 | 0-0 | 0-0 | 0 | 0 | 0 |
| T.Reeder | 3 | 2 | 1 | 0-0 | 0-0 | 0 | 0 | 0 |
| A.Donald | 3 | 1 | 2 | 1.5-8 | 0-0 | 0 | 0 | 0 |
| D.Williams | 2 | 2 | 0 | 0-0 | 1-0 | 2 | 0 | 0 |

| PLAYER | T | S | A | S-YDS | I-YDS | PD | FF | FR |
|---|---|---|---|---|---|---|---|---|
| M.Brockers | 2 | 2 | 0 | 0-0 | 0-0 | 0 | 0 | 0 |
| M.Fox | 1 | 1 | 0 | 1-8 | 0-0 | 0 | 0 | 0 |
| S.Ebukam | 1 | 1 | 0 | 1-7 | 0-0 | 0 | 0 | 0 |
| N.Robey | 1 | 1 | 0 | 0-0 | 0-0 | 1 | 0 | 0 |
| M.Christian | 1 | 1 | 0 | 0-0 | 0-0 | 0 | 0 | 0 |
| C.Matthews | 0 | 0 | 0 | 0-0 | 0-0 | 1 | 0 | 0 |
| N.Scott | 1 | 1 | 0 | 0-0 | 0-0 | 0 | 0 | 0 |
| N.Webster | 0 | 0 | 0 | 0-0 | 0-0 | 0 | 0 | 1 |
| D.Edwards | 0 | 0 | 0 | 0-0 | 0-0 | 0 | 0 | 1 |
| **Totals** | **47** | **39** | **8** | **6-33** | **2-13** | **8** | **1** | **2** |

# 17 LOS ANGELES 31, ARIZONA 24

## December 29, 2019 - Los Angeles Memorial Coliseum - Los Angeles, Calif.

### Weather: 62 degrees, cloudy - Attendance 68,665 - Time 3:19

The Los Angeles Rams closed out their 2019 season and time at the Los Angeles Memorial Coliseum with a 31-24 win over the Arizona Cardinals Sunday afternoon. On the Rams' first offensive drive of the game, Rams K Greg Zuerlein kicked a 47-yard field goal to give Los Angeles an early 3-0 lead. An Unsuccessful fake punt by L.A. allowed the Cardinals to take over on downs from the Rams' 23 yard-line and two plays later, Cardinals QB Kyler Murray completed a 23-yard touchdown pass to Cardinals TE Dan Arnold for a 7-3 Arizona lead with 3:54 left in the first quarter. On the ensuing drive, which saw Rams TE Tyler Higbee set a new single-season franchise record for receiving yards by a tight end, the Rams regained the lead 10-7 with a 3-yard touchdown run by Rams RB Malcolm Brown with 10:59 left in the first half. Late in the second quarter, the Rams extended t heir lead to 10 on a 6-yard touchdown pass from Rams QB Jared Goff to Rams WR Cooper Kupp. This was Goff and Kupp's 10th touchdown of the season the touchdown made Kupp the first Rams with 10-plus receiving touchdowns in a season since Torry Holt had 10 in 2006. The scoring opportunity was set up by Rams rookie S Taylor Rapp's fumble recovery at the Cardinals' 8 yard-line. This was Rapp's first fumble recovery of his career. Los Angeles secured a second fumble recovery on the next defensive drive after cardinals C A.Q. Shipley's snap bounced off Murray's chest and Rams LB Cory Littleton recovered it. L.A. was unable to capitalize as Zuerlein's 47-yard kick sailed wide right with 1:05 left in the second quarter. Taking over at their own 37 yard-line, the Cardinals would convert a 31-yard field goal by Cardinals K Zane Gonzalez to make the score 17-10, Rams, by halftime. The Rams opened the second half with an interception by Rams DB Darious Williams, but the possession ended with Rams P Johnny Hekker punting from the Cardinals' 48 yard-line. This was Williams second-consecutive game with an interception. Arizona's next offensive series ended with a 3-yard touchdown pass from Murray to Cardinals WR Damiere Byrd, tying the game 17-17 with 4:43 left in the third quarter. It would be the only points scored in the third quarter. Facing a first-and-goal from the Cardinals' 9 yard-line at the start of the fourth quarter, L.A. regained the lead 24-17 with a 4-yard touchdown pass from Goff to Higbee. This gave Higbee a career-high of three receiving touchdowns this season. The Cardinals reached the Rams' 37 yard-line and tried to tie the game again, but Murray overthrew Cardinals WR Larry Fitzgerald on third-and-9 from the Rams' 42 yard-line and was intercepted by Rapp. This was Rapp's second interception against the Cardinals this season and the second of his career. Los Angeles capped off the drive with an 11-yard touchdown pass from Goff to Rams WR Robert Woods to extend their lead to 14. This touchdown gave Goff and Woods multiple passing touchdowns in five-consecutive games. Goff has now had a five-game streak of multiple passing touchdowns in three-consecutive seasons, becoming only the seventh quarterback since 1970 to accomplish the feat. Arizona answered with a one-yard touchdown run by Drake to cut L.A.'s lead to seven, but the Rams' defense shut down the Cardinals and prevented Arizona from scoring and secured the 31-24 win. In their final game at the Coliseum, Kupp led all receivers and tallied seven receptions in the game, giving him 94 for the season. The output ranks tied for fourth on L.A.'s single-season reception total list. Woods recorded seven receptions in the game, establishing a new single-season career-high of 90 receptions in his 100th NFL game. The total is tied for eighth on L.A.'s single-season reception total list. Rams RB Tod Gurley II ended the day with 89 yards from scrimmage, giving him 1,000-plus yards from scrimmage in five-consecutive seasons. With 84 receiving yards in the game, Higbee ended the year with a single-season high of 734 receiving yards. The Rams' defense held Arizona to four rushing yards in the first half. The last time Arizona had five or fewer rushing yards in the first half was Week 9 of the 2011 season against the Rams. Los Angeles forced four turnovers in the game, marking the first time since Week 7 of the 2018 campaign the Cardinals had four turnovers in a game. Littleton recorded three tackles in the game, giving him 134 on the season. The total ranks fourth on L.A.'s single-season tackle leaderboard. After knocking down a pass in the second quarter, OLB Dante Fowler Jr. reached six passes defensed for the season, establishing a new single-season career-high. After tallying his fifth in L.A.'s Week 16 contest, Fowler Jr. has recorded passes defensed in two consecutive games for the third time in his career. On special teams, Hekker surpassed the 3,000-yard threshold with 156 punting yards in Sunday's game. It is the seventh season in his career that Hekker reached 3,000 yards. Zuerlein converted four extra points in the game, giving him 40 made extra points for the second time in his career. With the win, L.A. clinched a winning record for the third-consecutive seasons. This is the first time since 1999-2001 the franchise did so. Rams Head Coach Sean McVay became the first head coach since Texans Head Coach Bill O'Brien (2014-2016) to have a winning record in each of their first three seasons as a head coach. The Rams continue to lead the series against the Arizona Cardinals, 43-38-2.

## STARTING LINEUPS

### ARIZONA CARDINALS

| | | | | | |
|---|---|---|---|---|---|
| WR | 11 | L.Fitzgerald | NT | 98 | C.Peters |
| LT | 74 | D.Humphries | DE | 94 | C.Reid |
| LG | 67 | J.Pugh | SAM | 55 | Cha.Jones |
| C | 53 | A.Shipley | ILB | 59 | J.Walker |
| RG | 64 | J.Sweezy | ILB | 58 | J.Hicks |
| RT | 71 | J.Murray | WILL | 54 | B.Wagner |
| TE | 82 | D.Arnold | CB | 33 | K.Wright |
| WR | 13 | C.Kirk | CB | 21 | Sl.Griffin |
| TE | 87 | M.Williams | CB | 25 | T.Flowers |
| QB | 1 | K.Murray | SS | 34 | B.McDougald |
| RB | 41 | K.Drake | FS | 32 | Q.Diggs |

### LOS ANGELES RAMS

| | | | | | |
|---|---|---|---|---|---|
| WR | 18 | C.Kupp | DE | 90 | M.Brockers |
| TE | 89 | T.Higbee | NT | 69 | S.Joseph |
| LT | 77 | A.Whitworth | DT | 99 | A.Donald |
| LG | 63 | A.Corbett | WILL | 56 | D.Fowler |
| C | 66 | A.Blythe | OLB | 52 | C.Matthews |
| RG | 73 | D.Edwards | ILB | 58 | C.Littleton |
| RT | 71 | B.Evans | ILB | 51 | T.Reeder |
| WR | 12 | B.Cooks | LCB | 23 | N.Robey |
| WR | 17 | R.Woods | RCB | 31 | D.Williams |
| QB | 16 | J.Goff | SS | 24 | T.Rapp |
| HB | 30 | T.Gurley | FS | 32 | E.Weddle |

**LOS ANGELES SUBSTITUTIONS:** K 4 G.Zuerlein, P 6 J.Hekker, WR 14 N.Webster, DB 21 D.Deayon, CB 25 D.Long, S 26 M.Christian, S 33 N.Scott, RB 34 M.Brown, LB 41 K.Young, RB 42 J.Kelly, LS 44 J.McQuaide, LB 48 T.Howard, OLB 50 S.Ebukam, LB 57 N.Patrick, C 65 C.Shelton, OL 67 C.Brewer, TE 81 G.Everett, TE 82 J.Mundt, WR 83 J.Reynolds, WR 88 M.Thomas, DT 91 G.Gaines, DT 92 T.Smart, DE 97 M.Fox
**LOS ANGELES INACTIVES:** CB 20 J.Ramsey, CB 22 T.Hill, S 39 J.Gervase, OLB 45 O.Okoronkwo, OL 64 J.Demby, T 79 R.Havenstein, TE 86 K.Blanton
**LOS ANGELES DID NOT PLAY:** QB 5 B.Bortles

## SCORING SUMMARY

| | | 1 | 2 | 3 | 4 | OT | TOTAL | FIELD GOALS |
|---|---|---|---|---|---|---|---|---|
| **VISITOR** | Arizona Cardinals | 7 | 3 | 7 | 7 | - | 24 | (31) |
| **HOME** | Los Angeles Rams | 3 | 14 | 0 | 14 | - | 31 | (47) 47WR |

| TEAM | Qtr | Clock Time | Play (Extra Point) (Drive Info) | Visitor | Home |
|---|---|---|---|---|---|
| Rams | 1 | 9:12 | G.Zuerlein 47 yd. Field Goal (12-46, 5:48) | 0 | 3 |
| Cardinals | 1 | 3:54 | D.Arnold 23 yd. pass from K.Murray (Z.Gonzalez kick) (2-22, 0:44) | 7 | 3 |
| Rams | 2 | 10:54 | M.Brown 3 yd. run (G.Zuerlein kick) (11-50, 4:34) | 7 | 10 |
| Rams | 2 | 3:49 | C.Kupp 6 yd. pass from J.Goff (G.Zuerlein kick) (3-8, 1:39) | 7 | 17 |
| Cardinals | 2 | 0:04 | Z.Gonzalez 31 yd. Field Goal (9-50, 0:56) | 10 | 17 |
| Cardinals | 3 | 4:43 | D.Byrd 3 yd. pass from K.Murray (Z.Gonzalez kick) (10-88, 4:45) | 17 | 17 |
| Rams | 4 | 13:34 | T.Higbee 4 yd. pass from J.Goff (G.Zuerlein kick) (12-75, 6:09) | 17 | 24 |
| Rams | 4 | 7:52 | R.Woods 11 yd. pass from J.Goff (G.Zuerlein kick) (8-71, 3:34) | 17 | 31 |
| Cardinals | 4 | 3:53 | K.Drake 1 yd. run (Z.Gonzalez kick) (9-75, 3:59) | 24 | 31 |

# FINAL TEAM STATISTICS

| | CARDINALS | RAMS |
|---|---|---|
| **TOTAL FIRST DOWNS** | **22** | **25** |
| By Rushing | 5 | 4 |
| By Passing | 13 | 17 |
| By Penalty | 4 | 4 |
| **THIRD DOWN EFFICIENCY** | **5-10-50%** | **11-18-61%** |
| **FOURTH DOWN EFFICIENCY** | **0-0-0%** | **0-1-0%** |
| **TOTAL NET YARDS** | **393** | **424** |
| Total Offensive Plays | 61 | 79 |
| Average gain per offensive play | 6.4 | 5.4 |
| **NET YARDS RUSHING** | **71** | **113** |
| Total Rushing Plays | 17 | 33 |
| Average gain per rushing play | 4.2 | 3.4 |
| Tackles for a loss-number and yards | 3-4 | 8-20 |
| **NET YARDS PASSING** | **322** | **311** |
| Times thrown - yards lost attempting to pass | 1-3 | 1-8 |
| Gross yards passing | 325 | 319 |
| **PASS ATTEMPTS-COMP-HAD INT** | **43-27-2** | **45-29-0** |
| Avg gain per pass play | 7.3 | 6.8 |
| **KICKOFFS Number-In End Zone-TBs** | **5-4-4** | **6-4-3** |
| **PUNTS Number and Average** | **3-50.3** | **4-39.0** |
| Had Blocked | 0 | 0 |

| | CARDINALS | RAMS |
|---|---|---|
| **FGs - PATs Had Blocked** | **0-0** | **0-0** |
| Net Punting Average | 44.3 | 34.0 |
| **TOTAL RETURN YARDAGE (W/O KOR)** | **0** | **41** |
| No. and Yards Punt Returns | 0-0 | 2-18 |
| No. and Yards Kickoff Returns | 3-68 | 1-30 |
| No. and Yards Interception Returns | 0-0 | 2-23 |
| **PENALTIES Number and Yards** | **8-63** | **10-91** |
| **FUMBLES Number and Lost** | **3-3** | **0-0** |
| **TOUCHDOWNS** | **3** | **4** |
| Rushing | 1 | 1 |
| Passing | 2 | 3 |
| **EXTRA POINTS Made-Attempts** | **3-3** | **4-4** |
| Kicking Made-Attempts | 3-3 | 4-4 |
| **FIELD GOALS Made-Attempts** | **1-1** | **1-2** |
| **RED ZONE EFFICIENCY** | **2-3-67%** | **4-4-100%** |
| **GOAL TO GO EFFICIENCY** | **2-2-100%** | **3-3-100%** |
| **SAFETIES** | **0** | **0** |
| **FINAL SCORE** | **24** | **31** |
| **TIME OF POSSESSION** | **23:02** | **36:58** |

# FINAL INDIVIDUAL STATISTICS

## ARIZONA CARDINALS

| RUSHING | ATT | YDS | AVG | LG | TD |
|---|---|---|---|---|---|
| K.Drake | 12 | 60 | 5.0 | 24 | 1 |
| C.Kirk | 1 | 6 | 6.0 | 6 | 0 |
| B.Hundley | 1 | 6 | 6.0 | 6 | 0 |
| K.Murray | 2 | 0 | 0.0 | 0 | 0 |
| C.Edmonds | 1 | -1 | -1.0 | -1 | 0 |
| **Total** | **17** | **71** | **4.2** | **24** | **1** |

| PASSING | ATT | CMP | YDS | SK/YD | TD | LG | IN | RT. |
|---|---|---|---|---|---|---|---|---|
| K.Murray | 42 | 26 | 325 | 1/3 | 2 | 37 | 2 | 81.9 |
| B.Hundley | 1 | 1 | 0 | 0/0 | 0 | 0 | 0 | 79.2 |
| **Total** | **43** | **27** | **325** | **1/3** | **2** | **37** | **2** | **82.0** |

| RECEIVING | NO | YDS | AVG | LG | TD |
|---|---|---|---|---|---|
| D.Byrd | 7 | 7 | 74 | 10.6 | 1 |
| C.Kirk | 7 | 7 | 60 | 8.6 | 0 |
| D.Arnold | 4 | 4 | 76 | 19.0 | 1 |
| L.Fitzgerald | 4 | 4 | 45 | 11.3 | 0 |
| K.Drake | 3 | 3 | 23 | 7.7 | 0 |
| P.Cooper | 1 | 1 | 24 | 24.0 | 0 |
| M.Williams | 1 | 1 | 23 | 23.0 | 0 |
| **Total** | **38** | **27** | **325** | **12.0** | **2** |

| INTERCEPTIONS | NO | YDS | AVG | LG | TD |
|---|---|---|---|---|---|
| **Total** | **0** | **0** | **0** | **0** | **0** |

| PUNTING | NO | YDS | AVG | NET | TB/I20 | LG |
|---|---|---|---|---|---|---|
| A.Lee | 3 | 151 | 50.3 | 44.3 | 0/2 | 54 |
| **Total** | 3 | 151 | 50.3 | 44.3 | 0/2 | **54** |

| PUNT RETURNS | NO | YDS | AVG | FC | LG | TD |
|---|---|---|---|---|---|---|
| P.Cooper | 0 | 0 | 0.0 | 3 | 0 | 0 |
| [TOUCHBACK] | 1 | 0 | 0.0 | 0 | 0 | 0 |
| **Total** | **0** | **0** | **0.0** | **3** | **0** | **0** |

| KICKOFF RETURNS | NO | YDS | AVG | FC | LG | TD |
|---|---|---|---|---|---|---|
| P.Cooper | 3 | 68 | 22.7 | 0 | 26 | 0 |
| [TOUCHBACK] | 3 | 0 | 0.0 | 0 | 0 | 0 |
| **Total** | **3** | **68** | **22.7** | **0** | **26** | **0** |

## LOS ANGELES RAMS

| RUSHING | ATT | YDS | AVG | LG | TD |
|---|---|---|---|---|---|
| T.Gurley | 20 | 68 | 3.4 | 14 | 0 |
| M.Brown | 9 | 26 | 2.9 | 15 | 1 |
| R.Woods | 1 | 9 | 9.0 | 9 | 0 |
| N.Scott | 1 | 6 | 6.0 | 6 | 0 |
| J.Goff | 2 | 4 | 2.0 | 5 | 0 |
| **Total** | **33** | **113** | **3.4** | **15** | **1** |

| PASSING | ATT | CMP | YDS | SK/YD | TD | LG | IN | RT. |
|---|---|---|---|---|---|---|---|---|
| J.Goff | 45 | 29 | 319 | 1/8 | 3 | 37 | 0 | 107.5 |
| **Total** | **45** | **29** | **319** | **1/8** | **3** | **37** | **0** | **107.5** |

| RECEIVING | NO | YDS | AVG | LG | TD |
|---|---|---|---|---|---|
| T.Higbee | 8 | 84 | 10.5 | 22 | 1 |
| C.Kupp | 7 | 99 | 14.1 | 24 | 1 |
| R.Woods | 7 | 67 | 9.6 | 37 | 1 |
| B.Cooks | 3 | 40 | 13.3 | 22 | 0 |
| T.Gurley | 2 | 21 | 10.5 | 14 | 0 |
| M.Brown | 1 | 6 | 6.0 | 6 | 0 |
| J.Mundt | 1 | 2 | 2.0 | 2 | 0 |
| J.Reynolds | 0 | 0 | 0.0 | 0 | 0 |
| **Total** | **29** | **319** | **11.0** | **37** | **3** |

| INTERCEPTIONS | NO | YDS | AVG | LG | TD |
|---|---|---|---|---|---|
| T.Rapp | 1 | 23 | 23.0 | 23 | 0 |
| D.Williams | 1 | 0 | 0.0 | 0 | 0 |
| **Total** | **2** | **23** | **11.5** | **23** | **0** |

| PUNTING | NO | YDS | AVG | NET | TB/I20 | LG |
|---|---|---|---|---|---|---|
| J.Hekker | 4 | 156 | 39.0 | 34.0 | 1/3 | 45 |
| **Total** | **4** | **156** | **39.0** | **34.0** | **1/3** | **45** |

| PUNT RETURNS | NO | YDS | AVG | FC | LG | TD |
|---|---|---|---|---|---|---|
| N.Webster | 2 | 18 | 9.0 | 1 | 14 | 0 |
| **Total** | **2** | **18** | **9.0** | **1** | **14** | **0** |

| KICKOFF RETURNS | NO | YDS | AVG | FC | LG | TD |
|---|---|---|---|---|---|---|
| N.Webster | 1 | 30 | 30.0 | 0 | 30 | 0 |
| [TOUCHBACK] | 4 | 0 | 0 | 0 | 0 | 0 |
| **Total** | 1 | 30 | 30.0 | 0 | 30 | 0 |

# DEFENSIVE STATISTICS (BASED ON GAMEBOOK)

| PLAYER | T | S | A | S-YDS | I-YDS | PD | FF | FR |
|---|---|---|---|---|---|---|---|---|
| E.Weddle | 7 | 3 | 4 | 0-0 | 0-0 | 0 | 0 | 0 |
| T.Rapp | 6 | 4 | 2 | 0-0 | 1-23 | 1 | 0 | 1 |
| T.Howard | 5 | 3 | 2 | 0-0 | 0-0 | 1 | 0 | 0 |
| T.Reeder | 6 | 4 | 2 | 0-0 | 0-0 | 0 | 1 | 0 |
| C.Littleton | 3 | 3 | 0 | 1-3 | 0-0 | 0 | 0 | 1 |
| D.Williams | 3 | 3 | 0 | 0-0 | 1-0 | 2 | 0 | 0 |
| D.Long | 3 | 2 | 1 | 0-0 | 0-0 | 1 | 0 | 0 |
| S.Joseph | 3 | 1 | 2 | 0-0 | 0-0 | 0 | 0 | 0 |
| D.Fowler | 2 | 2 | 0 | 0-0 | 0-0 | 1 | 0 | 0 |
| M.Christian | 2 | 2 | 0 | 0-0 | 0-0 | 0 | 0 | 0 |

| PLAYER | T | S | A | S-YDS | I-YDS | PD | FF | FR |
|---|---|---|---|---|---|---|---|---|
| N.Robey | 2 | 1 | 1 | 0-0 | 0-0 | 1 | 0 | 0 |
| A.Donald | 2 | 1 | 1 | 0-0 | 0-0 | 0 | 0 | 0 |
| M.Brockers | 2 | 0 | 2 | 0-0 | 0-0 | 0 | 0 | 0 |
| S.Ebukam | 1 | 1 | 0 | 0-0 | 0-0 | 0 | 0 | 1 |
| M.Fox | 1 | 1 | 0 | 0-0 | 0-0 | 0 | 0 | 0 |
| T.Smart | 1 | 1 | 0 | 0-0 | 0-0 | 0 | 0 | 0 |
| C.Matthews | 1 | 0 | 1 | 0-0 | 0-0 | 0 | 0 | 0 |
| K.Young | 1 | 1 | 0 | 0-0 | 0-0 | 0 | 0 | 0 |
| D.Deayon | 1 | 1 | 0 | 0-0 | 0-0 | 0 | 0 | 0 |
| **Totals** | **52** | **34** | **18** | **1-3** | **2-23** | **7** | **1** | **3** |

Los Angeles Rams 2020 Media Guide

# Regular Season Statpack

# All-Time Records

**Bold denotes player active with Rams**
*Italics denotes rookie*

## Career Rushing

| | Years | Att. | Yards | Avg. | Long | TD |
|---|---|---|---|---|---|---|
| 1. Jackson, Steven | 2004-12 | 2,395 | 10,135 | 4.2 | 59t | 56 |
| 2. Dickerson, Eric | 1983-87 | 1,525 | 7,245 | 4.8 | 85t | 56 |
| 3. Faulk, Marshall | 1999-2006 | 1,447 | 6,959 | 4.8 | 71t | 58 |
| 4. McCutcheon, Lawrence | 1973-79 | 1,435 | 6,186 | 4.3 | 48 | 23 |
| 5. Bass, Dick | 1960-69 | 1,218 | 5,417 | 4.5 | 73t | 34 |
| 6. Gurley II, Todd | 2015-19 | 1,265 | 5,404 | 4.3 | 71t | 58 |
| 7. Towler, Dan | 1950-55 | 672 | 3,493 | 5.2 | 79t | 44 |
| 8. Josephson, Les | 1964-67, 69-74 | 797 | 3,407 | 4.3 | 75 | 17 |
| 9. Younger, Paul (Tank) | 1949-57 | 682 | 3,296 | 4.8 | 75t | 17 |
| 10. Tyler, Wendell | 1977-82 | 720 | 3,266 | 4.5 | 69t | 33 |

## Season Rushing

| | Year | Att. | Yards | Avg. | Long | TD |
|---|---|---|---|---|---|---|
| 1. Dickerson, Eric | 1984 | 379 | 2,105 | 5.6 | 66 | 14 |
| 2. Dickerson, Eric | 1986 | 404 | 1,821 | 4.5 | 42t | 11 |
| 3. Dickerson, Eric | 1983 | 390 | 1,808 | 4.6 | 85t | 18 |
| 4. Jackson, Steven | 2006 | 346 | 1,528 | 4.4 | 59t | 13 |
| 5. Bettis, Jerome | 1993 | 294 | 1,429 | 4.9 | 71t | 7 |
| 6. Jackson, Steven | 2009 | 324 | 1,416 | 4.4 | 58 | 4 |
| 7. Faulk, Marshall | 2001 | 260 | 1,382 | 5.3 | 71t | 12 |
| 8. Faulk, Marshall | 1999 | 253 | 1,381 | 5.5 | 58 | 7 |
| 9. White, Charles | 1987 | 324 | 1,374 | 4.2 | 58 | 11 |
| 10. Faulk, Marshall | 2000 | 253 | 1,359 | 5.4 | 36 | 18 |

## Career Passing (based on yards)

| | Years | Att. | Comp. | Yards | Pct. | TD | Int. |
|---|---|---|---|---|---|---|---|
| 1. Everett, Jim | 1986-93 | 3,277 | 1,847 | 23,758 | .564 | 142 | 123 |
| 2. Bulger, Marc | 2001-09 | 3,171 | 1,969 | 22,814 | .621 | 122 | 93 |
| 3. Gabriel, Roman | 1962-72 | 3,313 | 1,705 | 22,223 | .515 | 154 | 112 |
| 4. Van Brocklin, Norm | 1949-57 | 1,897 | 1,011 | 16,114 | .533 | 118 | 127 |
| **5. Goff, Jared** | **2016-present** | **1,900** | **1,189** | **14,494** | **.624** | **87** | **43** |
| 6. Warner, Kurt | 1998-03 | 1,688 | 1,121 | 14,447 | .664 | 102 | 65 |
| 7. Waterfield, Bob | 1945-52 | 1,618 | 814 | 11,893 | .503 | 99 | 128 |
| 8. Bradford, Sam | 2010-13 | 1,760 | 1,032 | 11,065 | .586 | 59 | 38 |
| 9. Ferragamo, Vince | 1977-84 | 1,288 | 730 | 9,376 | .567 | 70 | 71 |
| 10. Haden, Pat | 1976-81 | 1,363 | 731 | 9,296 | .536 | 52 | 60 |

## Career Passing (based on rating, min. 1,500 attempts)

| | Years | Att. | Comp. | Yards | Pct. | TD | Int. | Rating |
|---|---|---|---|---|---|---|---|---|
| 1. Warner, Kurt | 1998-03 | 1,688 | 1,121 | 14,447 | .664 | 102 | 65 | 97.2 |
| **2. Goff, Jared** | **2016-present** | **1,900** | **1,189** | **14,494** | **.624** | **87** | **43** | **91.7** |
| 3. Bulger, Marc | 2001-09 | 3,171 | 1,969 | 22,814 | .621 | 122 | 93 | 84.4 |
| 4. Everett, Jim | 1986-93 | 3,277 | 1,847 | 23,758 | .564 | 142 | 123 | 78.1 |
| 5. Bradford, Sam | 2010-13 | 1,760 | 1,032 | 11,065 | .586 | 59 | 38 | 79.3 |

## Season Passing (based on yards)

| | Year | Att. | Comp. | Yards | Pct. | TD | Int. |
|---|---|---|---|---|---|---|---|
| 1. Warner, Kurt | 2001 | 546 | 375 | 4,830 | 68.7 | 36 | 22 |
| **2. Goff, Jared** | **2018** | **561** | **364** | **4,688** | **64.9** | **32** | **12** |
| **3. Goff, Jared** | **2019** | **626** | **394** | **4,638** | **62.4** | **22** | **16** |
| 4. Warner, Kurt | 1999 | 499 | 325 | 4,353 | 65.1 | 41 | 13 |
| 5. Everett, Jim | 1989 | 518 | 304 | 4,310 | 58.7 | 29 | 17 |
| 6. Bulger, Marc | 2006 | 588 | 370 | 4,301 | 63.0 | 24 | 8 |
| 7. Everett, Jim | 1990 | 554 | 307 | 3,989 | 55.4 | 23 | 17 |
| 8t. Everett, Jim | 1988 | 517 | 308 | 3,964 | 59.6 | 31 | 18 |
| 8t. Bulger, Marc | 2004 | 485 | 321 | 3,964 | 66.2 | 21 | 14 |
| 10. Bulger, Marc | 2003 | 532 | 336 | 3,845 | 63.2 | 22 | 22 |

## Career Receptions

| | Years | No. | Yards | Avg. | Long | TD |
|---|---|---|---|---|---|---|
| 1. Bruce, Isaac | 1994-2007 | 942 | 14,109 | 15.0 | 80t | 84 |
| 2. Holt, Torry | 1999-2008 | 869 | 12,660 | 14.6 | 85t | 74 |
| 3. Ellard, Henry | 1983-93 | 593 | 9,761 | 16.5 | 81t | 48 |
| 4. Faulk, Marshall (RB) | 1999-2006 | 470 | 4,071 | 8.7 | 72t | 27 |
| 5. Jackson, Steven (RB) | 2004-12 | 407 | 3,324 | 8.2 | 64t | 8 |
| 6. Fears, Tom | 1948-56 | 400 | 5,397 | 13.4 | 80t | 38 |
| 7. Hirsch, Elroy | 1949-57 | 343 | 6,299 | 18.4 | 91t | 53 |
| 8. Snow, Jack | 1965-75 | 340 | 6,012 | 17.7 | 84t | 45 |
| 9. Phillips, Jim | 1958-64 | 333 | 4,953 | 14.9 | 93t | 27 |
| 10. Benton, Jim | 1938-40, 42, 44-47 | 275 | 4,566 | 16.6 | 84t | 42 |

## Season Receptions

| | Year | No. | Yards | Avg. | Long | TD |
|---|---|---|---|---|---|---|
| 1. Bruce, Isaac | 1995 | 119 | 1,781 | 15.0 | 72 | 13 |
| 2. Holt, Torry | 2003 | 117 | 1,696 | 14.5 | 48 | 12 |
| 3. Holt, Torry | 2005 | 102 | 1,331 | 13.0 | 44 | 9 |
| **4t. Kupp, Cooper** | **2019** | **94** | **1,161** | **12.4** | **66** | **10** |
| 4t. Holt, Torry | 2004 | 94 | 1,372 | 14.6 | 75t | 10 |
| 6t. Holt, Torry | 2007 | 93 | 1,189 | 12.8 | 40 | 7 |
| 6t. Holt, Torry | 2006 | 93 | 1,188 | 12.8 | 67t | 10 |
| 8. Holt, Torry | 2002 | 91 | 1,302 | 14.3 | 58 | 4 |
| **9t. Woods, Robert** | **2019** | **90** | **1,134** | **12.6** | **48** | **2** |
| 9t. Jackson, Steven | 2006 | 90 | 806 | 9.0 | 64t | 3 |

## Career Receiving Yards

| | Years | No. | Yards | Avg. | Long | TD |
|---|---|---|---|---|---|---|
| 1.Bruce, Isaac | 1994-2007 | 942 | 14,109 | 15.0 | 80t | 84 |
| 2.Holt, Torry | 1999-2008 | 869 | 12,660 | 14.6 | 85t | 74 |
| 3.Ellard, Henry | 1983-93 | 593 | 9,761 | 16.6 | 81t | 48 |
| 4.Hirsch, Elroy | 1949-57 | 343 | 6,299 | 18.4 | 91t | 53 |
| 5.Snow, Jack | 1965-75 | 340 | 6,012 | 17.7 | 84t | 45 |
| 6.Fears, Tom | 1948-56 | 400 | 5,397 | 13.4 | 80t | 38 |
| 7.Anderson, Willie | 1988-94 | 259 | 5,246 | 20.3 | 78t | 26 |
| 8.Phillips, Jim | 1958-64 | 333 | 4,953 | 14.9 | 93t | 27 |
| 9.Benton, Jim | 1938-40, 42, 44-47 | 275 | 4,566 | 16.6 | 84t | 42 |
| 10.Faulk, Marshall | 1999-2006 | 470 | 4,071 | 8.7 | 72t | 27 |

## Season Receiving Yards

| | Years | No. | Yards | Avg. | Long | TD |
|---|---|---|---|---|---|---|
| 1.Bruce, Isaac | 1995 | 119 | 1,781 | 15.0 | 72 | 13 |
| 2.Holt, Torry | 2003 | 117 | 1,696 | 14.5 | 48 | 12 |
| 3.Holt, Torry | 2000 | 82 | 1,635 | 19.9 | 85t | 6 |
| 4.Hirsch, Elroy | 1951 | 66 | 1,495 | 22.7 | 91 | 17 |
| 5.Bruce, Isaac | 2000 | 87 | 1,471 | 16.9 | 78t | 9 |
| 6.Ellard, Henry | 1988 | 86 | 1,414 | 16.4 | 68 | 10 |
| 7.Ellard, Henry | 1989 | 70 | 1,382 | 19.7 | 53 | 8 |
| 8.Holt, Torry | 2004 | 94 | 1,372 | 14.6 | 75t | 10 |
| 9.Holt, Torry | 2001 | 81 | 1,363 | 16.8 | 51 | 7 |
| 10.Bruce, Isaac | 1996 | 84 | 1,338 | 15.9 | 70 | 7 |

## Career Yards From Scrimmage

| | | TOTAL | | RUSHING | | RECEIVING | |
|---|---|---|---|---|---|---|---|
| | Years | Touches | Yards | Rush | Yards | Rec. | Yards |
| 1. Bruce, Isaac | 1994-2007 | 965 | 14,259 | 23 | 150 | 942 | 14,109 |
| 2. Jackson, Steven | 2004-12 | 2,802 | 13,459 | 2,395 | 10,135 | 407 | 3,324 |
| 3. Holt, Torry | 1999-2008 | 880 | 12,717 | 11 | 57 | 869 | 12,660 |
| 4. Faulk, Marshall | 1999-2006 | 1,917 | 11,030 | 1,447 | 6,959 | 470 | 4,071 |
| 5. Ellard, Henry | 1983-93 | 611 | 9,816 | 18 | 55 | 593 | 9,761 |
| 6. Dickerson, Eric | 1983-87 | 1,648 | 8,157 | 1,525 | 7,245 | 123 | 912 |
| 7. McCutcheon, Lawrence | 1972-79 | 1,619 | 7,869 | 1,435 | 6,186 | 184 | 1,683 |
| 8. Gurley II, Todd | 2015-19 | 1,483 | 7,494 | 1,265 | 5,404 | 216 | 2,090 |
| 9. Bass, Dick | 1960-69 | 1,432 | 7,262 | 1,218 | 5,417 | 214 | 1,845 |
| 10. Hirsch, Elroy | 1949-57 | 417 | 6,616 | 74 | 317 | 343 | 6,299 |

## Career Kickoff Return Average (minumum 75 returns)

| | Years | No. | Yards | Avg. | Long | TD |
|---|---|---|---|---|---|---|
| 1. Cunningham, Benny | 2013-16 | 95 | 2,575 | 27.1 | 102 | 0 |
| 2. Horne, Tony | 1998-00 | 143 | 3,577 | 25.0 | 103t | 4 |
| 3. Arnett, Jon | 1957-63 | 104 | 2,590 | 24.9 | 71t | 2 |
| 4. Lewis, Woodley | 1950-55 | 108 | 2,575 | 23.8 | 88t | 1 |
| 5. Amendola, Danny | 2009-12 | 118 | 2,776 | 23.5 | 84 | 0 |
| 6. Brown, Ron | 1984-89, 91 | 169 | 3,918 | 23.2 | 98t | 4 |

## Season Kickoff Return Average (minimum one per game)

| | Year | No. | Yards | Avg. | Long | TD |
|---|---|---|---|---|---|---|
| 1. Smith, Verda (Vitamin T.) | 1950 | 22 | 742 | 33.7 | 97 | 3 |
| 2. Brown, Ron | 1985 | 28 | 918 | 32.8 | 98t | 3 |
| 3. Wilson, Tom | 1956 | 15 | 477 | 31.8 | 103t | 1 |
| 4. Bass, Dick | 1961 | 23 | 698 | 30.3 | 64 | 0 |
| 5t. Williams, Travis | 1971 | 25 | 743 | 29.7 | 105t | 1 |
| 5t. Horne, Tony | 1999 | 30 | 892 | 29.7 | 101t | 2 |

## Career Punt Return Average (minimum 75 returns)

| | Years | No. | Yards | Avg. | Long | TD |
|---|---|---|---|---|---|---|
| 1. Hakim, Az-Zahir | 1998-01 | 112 | 1,278 | 11.4 | 86t | 2 |
| 2. Ellard, Henry | 1983-93 | 135 | 1,527 | 11.3 | 83t | 4 |
| 3. Smith, Verda (Vitamin T.) | 1949-53 | 75 | 814 | 10.9 | 85t | 1 |
| 4. Kennison, Eddie | 1996-98 | 103 | 1,085 | 10.5 | 78t | 3 |
| 5. Irvin, LeRoy | 1980-89 | 146 | 1,451 | 9.9 | 84t | 4 |

## Season Punt Return Average (minimum one per game)

| | Year | No. | Yards | Avg. | Long | TD |
|---|---|---|---|---|---|---|
| 1. Lewis, Woodley | 1952 | 19 | 351 | 18.5 | 83t | 2 |
| *2. Smith, Verda (Vitamin.T)* | *1949* | *27* | *427* | *15.8* | *85t* | *1* |
| 3. Horvath, Les | 1948 | 13 | 203 | 15.6 | 27 | 0 |
| 4. Hakim, Az-Zahir | 2000 | 32 | 489 | 15.3 | 86t | 1 |
| 5. Hall, Dante | 2007 | 19 | 286 | 15.1 | 85t | 1 |

## Career All-Purpose Yards

| | Years | Touches | Yards | Rush | Yards | Rec. | Yards | PR | Yards | KR | Yards |
|---|---|---|---|---|---|---|---|---|---|---|---|
| 1. Bruce, Isaac | 1994-2007 | 965 | 14,311 | 23 | 150 | 942 | 14,109 | 0 | 52 | 0 | 0 |
| 2. Jackson, Steven | 2004-12 | 2,806 | 13,538 | 2,395 | 10,135 | 407 | 3,324 | 0 | 0 | 4 | 79 |
| 3. Holt, Torry | 1999-2008 | 883 | 12,732 | 11 | 57 | 869 | 12,660 | 3 | 15 | 0 | 0 |
| 4. Ellard, Henry | 1983-93 | 765 | 11,707 | 18 | 55 | 593 | 9,761 | 135 | 1,527 | 19 | 364 |
| 5. Faulk, Marshall | 1999-2006 | 1,919 | 11,048 | 1,447 | 6,959 | 470 | 4,071 | 0 | 0 | 2 | 18 |
| 6. Bass, Dick | 1960-69 | 1,510 | 8,936 | 1,218 | 5,417 | 214 | 1,845 | 24 | 263 | 54 | 1,415 |
| 7. Dickerson, Eric | 1983-87 | 1,648 | 8,157 | 1,525 | 7,245 | 123 | 912 | 0 | 0 | 0 | 0 |
| 8. Arnett, Jon | 1957-63 | 1,042 | 8,036 | 688 | 2,852 | 175 | 1,911 | 75 | 683 | 104 | 2,590 |
| 9. McCutcheon, L. | 1972-79 | 1,620 | 7,875 | 1,435 | 6,186 | 184 | 1,683 | 0 | 0 | 1 | 6 |
| 10. Gurley II, Todd | 2015-19 | 1,483 | 7,494 | 1,265 | 5,404 | 218 | 2,090 | 0 | 0 | 0 | 0 |

## Career Scoring

| | Years | TD | PAT | FG | 2-Pt. | Tot. Pts. |
|---|---|---|---|---|---|---|
| 1. Wilkins, Jeff | 1997-2007 | 0 | 428 | 265 | 0 | 1,223 |
| **2. Zuerlein, Greg** | **2012-present** | **0** | **264** | **201** | **0** | **867** |
| 3. Lansford, Mike | 1982-90 | 0 | 315 | 158 | 0 | 789 |
| 4. Waterfield, Bob | 1945-52 | 13 | 315 | 60 | 0 | 573 |
| 5. Gossett, Bruce | 1964-69 | 0 | 211 | 120 | 0 | 571 |

## Season Scoring

| | Year | TD | PAT | FG | 2-Pt. | Tot. Pts. |
|---|---|---|---|---|---|---|
| 1. Wilkins, Jeff | 2003 | 0 | 46 | 39 | 0 | 163 |
| 2. Faulk, Marshall (RB) | 2000 | 26 | 0 | 0 | 2 | 160 |
| 3. Zuerlein, Greg | 2017 | 0 | 44 | 38 | 0 | 158 |
| 4 Gurley II, Todd (RB) | 2018 | 21 | 0 | 0 | 3 | 132 |
| 5. Wilkins, Jeff | 2006 | 0 | 35 | 32 | 0 | 131 |

## Career Interceptions

| | Years | No. | Yards | Avg. | Long | TD |
|---|---|---|---|---|---|---|
| 1. Meador, Ed | 1959-70 | 46 | 547 | 11.9 | 38t | 5 |
| 2. Cromwell, Nolan | 1977-87 | 37 | 671 | 18.1 | 94 | 4 |
| 3. Irvin, LeRoy | 1980-89 | 34 | 654 | 19.2 | 81t | 5 |
| 4. Lyght, Todd | 1991-00 | 31 | 359 | 11.6 | 57t | 4 |
| 5t. Lyle, Keith | 1994-00 | 28 | 336 | 12.0 | 68 | 0 |
| 5t. Perry, Rod | 1975-82 | 28 | 386 | 13.8 | 83t | 4 |
| 5t. Williams, Clarence | 1965-72 | 28 | 428 | 15.3 | 65t | 2 |
| 5t. Sherman, Will | 1954-60 | 28 | 515 | 18.4 | 95t | 3 |
| 9. Elmendorf, Dave | 1971-79 | 27 | 421 | 15.6 | 57t | 2 |
| 10. Thomas, Pat | 1976-82 | 26 | 292 | 11.2 | 64 | 1 |

## Season Interceptions

| | Year | No. | Yards | Avg. | Long | TD |
|---|---|---|---|---|---|---|
| *1. Lane, Dick (Night Train)* | *1952* | **14* | *298* | *21.3* | *80t* | *2* |
| *2. Lewis, Woodley* | *1950* | *12* | *275* | *22.9* | *36* | *0* |
| 3. Sherman, Will | 1955 | 11 | 101 | 9.2 | 36 | 0 |
| 4. Jackson, Monte | 1976 | 10 | 173 | 17.3 | 46t | 3 |
| 5t. McNeil, Ryan | 1997 | 9 | 127 | 14.1 | 75t | 1 |
| 5t. Lyle, Keith | 1996 | 9 | 152 | 16.9 | 68 | 0 |
| 5t. *Burroughs, Don* | *1955* | *9* | *103* | *11.4* | *34* | *0* |
| *5t. Sims, George* | *1949* | *9* | *78* | *8.7* | *27* | *1* |

*NFL Record

## Most Career Punts

| | Years | No. | Yards | Avg. | TB | In 20 | Long | Blocked |
|---|---|---|---|---|---|---|---|---|
| **1. Hekker, Johnny** | **2012-present** | **611** | **28,742** | **47.0** | **31** | **241** | **78** | **2** |
| 2. Jones, Donnie | 2007-2011 | 449 | 20,924 | 46.6 | 39 | 133 | 80 | 1 |
| 3. Hatcher, Dale | 1985-89, 1991 | 432 | 17,302 | 40.1 | 28 | 121 | 67 | 2 |
| 4. Landeta, Sean | '93-96, 2003-04 | 380 | 16,747 | 44.2 | 42 | 90 | 70 | 0 |
| 5. Van Brocklin, Norm | 1951-1957 | 343 | 14,783 | 43.1 | – | – | 71 | 1 |
| 6t. Studstill, Pat | 1968-1971 | 298 | 11,980 | 40.2 | 25 | – | 60 | 0 |
| 6t. Villanueva, Danny | 1961-1964 | 296 | 13,099 | 44.3 | 13 | – | 68 | 1 |

## Season Punting Average

| | Year | No. | Yards | Avg. | TB | In 20 | Long | Blocked |
|---|---|---|---|---|---|---|---|---|
| 1. Jones, Donnie | 2008 | 82 | 4,100 | 50.0 | 7 | 20 | 68 | 0 |
| **2t. Hekker, Johnny** | **2015** | **96** | **4,601** | **47.9** | **6** | **41** | **68** | **0** |
| **2t. Hekker, Johnny** | **2017** | **65** | **3,113** | **47.9** | **4** | **30** | **70** | **0** |
| **4. Hekker, Johnny** | **2016** | **98** | **4,680** | **47.8** | **1** | **51** | **78** | **0** |
| **5. Hekker, Johnny** | **2019** | **66** | **3,128** | **47.4** | **5** | **22** | **71** | **1** |
| 6. Jones, Donnie | 2007 | 78 | 3,684 | 47.2 | 9 | 18 | 80 | 0 |
| 7. Jones, Donnie | 2009 | 90 | 4,212 | 46.8 | 10 | 34 | 63 | 0 |
| **8. Hekker, Johnny** | **2014** | **80** | **3,721** | **46.5** | **5** | **33** | **61** | **1** |
| **9t. Hekker, Johnny** | **2013** | **78** | **3,609** | **46.3** | **4** | **19** | **64** | **0** |
| **9t. Hekker, Johnny** | **2018** | **43** | **1,992** | **46.3** | **2** | **21** | **68** | **0** |

# Rams Year-By-Year Leaders

## Passing

| Year | Player | Att. | Comp. | Yards | Pct. | TD | Int. | Long | Sack/Yds | Rating |
|---|---|---|---|---|---|---|---|---|---|---|
| 1937 | Snyder, Bob | 66 | 25 | 378 | 37.9 | 1 | 14 | - | - | 23.0 |
| 1938 | Snyder, Bob | 87 | 36 | 631 | 41.4 | 0 | 9 | - | - | 27.2 |
| *1939* | *Hall, Parker* | *208* | *106* | *1,227* | *51.0* | *9* | *13* | - | - | *57.5* |
| 1940 | Hall, Parker | 183 | 77 | 1,108 | 42.1 | 1 | 16 | - | - | 27.8 |
| 1941 | Hall, Parker | 190 | 84 | 863 | 44.2 | 7 | 19 | 39 | - | 30.5 |
| 1942 | Hall, Parker | 140 | 62 | 815 | 44.3 | 7 | 19 | 59 | - | 40.3 |
| 1943 | Suspended Play/W.W. II | - | - | - | - | - | - | - | - | - |
| 1944 | Reisz, Albie | 113 | 49 | 777 | 43.4 | 8 | 10 | 70 | - | 53.6 |
| *1945* | *Waterfield, Bob* | *171* | *88* | *1,609* | *51.4* | *14* | *16* | *84* | - | *72.5* |
| 1946 | Waterfield, Bob | 256 | 128 | 1,772 | 50.0 | 17 | 18 | 57 | - | 65.9 |
| 1947 | Waterfield, Bob | 221 | 96 | 1,210 | 43.4 | 8 | 18 | 45 | - | 39.2 |
| 1948 | Hardy, Jim | 211 | 112 | 1,390 | 50.7 | 14 | 7 | 69t | - | 82.1 |
| 1949 | Waterfield, Bob | 296 | 154 | 2,168 | 52.0 | 17 | 24 | 71t | - | 61.3 |
| 1950 | Van Brocklin, Norm | 233 | 127 | 2,061 | 54.5 | 18 | 14 | 58 | - | 85.1 |
| 1951 | Waterfield, Bob | 176 | 88 | 1,566 | 50.0 | 13 | 10 | 91t | - | 81.8 |
| 1952 | Van Brocklin, Norm | 205 | 113 | 1,736 | 55.1 | 14 | 17 | 84t | - | 71.5 |
| 1953 | Van Brocklin, Norm | 286 | 156 | 2,393 | 54.5 | 19 | 14 | 70t | - | 84.1 |
| 1954 | Van Brocklin, Norm | 260 | 139 | 2,637 | 53.5 | 13 | 21 | 80t | - | 71.9 |
| 1955 | Van Brocklin, Norm | 272 | 144 | 1,890 | 52.9 | 8 | 15 | 74t | - | 62.0 |
| 1956 | Wade, Bill | 178 | 91 | 1,461 | 51.1 | 10 | 13 | 76t | - | 67.2 |
| 1957 | Van Brocklin, Norm | 265 | 132 | 2,105 | 49.8 | 20 | 21 | 81t | - | 68.8 |
| 1958 | Wade, Bill | 341 | 181 | 2,875 | 53.1 | 18 | 22 | 93t | - | 72.2 |
| 1959 | Wade, Bill | 261 | 153 | 2,001 | 58.6 | 12 | 17 | 72t | - | 71.1 |
| 1960 | Wade, Bill | 182 | 106 | 1,294 | 58.2 | 12 | 11 | 63 | - | 77.0 |
| 1961 | Bratkowski, Zeke | 230 | 124 | 1,547 | 53.9 | 8 | 13 | 84t | - | 63.1 |
| 1962 | Bratkowski, Zeke | 219 | 110 | 1,541 | 50.2 | 9 | 16 | 80t | - | 56.5 |
| 1963 | Gabriel, Roman | 281 | 130 | 1,947 | 46.3 | 8 | 11 | 77t | 44/337 | 62.7 |
| *1964* | *Munson, Bill* | *223* | *108* | *1,533* | *48.4* | *9* | *15* | *95t* | *23/183* | *56.5* |
| 1965 | Gabriel, Roman | 173 | 83 | 1,321 | 48.0 | 11 | 5 | 60t | 14/97 | 83.0 |
| 1966 | Gabriel, Roman | 397 | 217 | 2,540 | 54.7 | 10 | 16 | 84t | 48/319 | 65.9 |
| 1967 | Gabriel, Roman | 371 | 196 | 2,779 | 52.8 | 25 | 13 | 80t | 24/201 | 85.7 |
| 1968 | Gabriel, Roman | 366 | 184 | 2,364 | 50.3 | 19 | 16 | 60t | 27/296 | 70.0 |
| 1969 | Gabriel, Roman | 399 | 217 | 2,549 | 54.4 | 24 | 7 | 93t | 14/182 | 86.8 |
| 1970 | Gabriel, Roman | 407 | 211 | 2,552 | 52.0 | 16 | 12 | 71 | 20/134 | 72.2 |
| 1971 | Gabriel, Roman | 352 | 180 | 2,238 | 51.1 | 17 | 10 | 68 | 25/200 | 75.5 |
| 1972 | Gabriel, Roman | 323 | 165 | 2,027 | 51.1 | 12 | 15 | 57 | 12/102 | 63.8 |
| 1973 | Hadl, John | 258 | 135 | 2,008 | 52.3 | 22 | 11 | 69 | 17/126 | 88.8 |
| 1974 | Harris, James | 198 | 106 | 1,544 | 53.5 | 11 | 6 | 50 | 12/101 | 85.3 |
| 1975 | Harris, James | 285 | 157 | 2,148 | 55.1 | 14 | 15 | 54 | 21/180 | 73.8 |
| 1976 | Harris, James | 158 | 91 | 1,460 | 57.6 | 8 | 6 | 80 | 14/151 | 89.8 |
| 1977 | Haden, Pat | 216 | 122 | 1,551 | 56.5 | 11 | 6 | 58 | 17/151 | 84.4 |
| 1978 | Haden, Pat | 444 | 229 | 2,995 | 51.6 | 13 | 19 | 68t | 32/216 | 65.0 |
| 1979 | Haden, Pat | 290 | 163 | 1,854 | 56.2 | 11 | 14 | 50 | 21/178 | 68.2 |
| 1980 | Ferragamo, Vince | 404 | 240 | 3,199 | 59.4 | 30 | 19 | 74t | 23/191 | 89.7 |
| 1981 | Haden, Pat | 267 | 138 | 1,815 | 51.7 | 9 | 13 | 64 | 28/227 | 64.4 |
| 1982 | Ferragamo, Vince | 209 | 118 | 1,609 | 56.5 | 9 | 9 | 85t | 7/65 | 77.7 |
| 1983 | Ferragamo, Vince | 464 | 274 | 3,276 | 59.1 | 22 | 23 | 61t | 21/178 | 75.5 |
| 1984 | Kemp, Jeff | 284 | 143 | 2,021 | 50.4 | 13 | 7 | 63t | 24/190 | 78.7 |
| *1985* | *Brock, Dieter* | *365* | *218* | *2,658* | *59.7* | *16* | *13* | *64t* | *51/351* | *81.8* |
| *1986* | *Everett, Jim* | *147* | *73* | *1,018* | *49.7* | *8* | *8* | *60t* | *8/50* | *67.8* |
| 1987 | Everett, Jim | 302 | 162 | 2,064 | 53.6 | 10 | 13 | 81t | 17/139 | 68.4 |
| 1988 | Everett, Jim | 517 | 308 | 3,964 | 59.6 | 31 | 18 | 69t | 28/197 | 89.2 |
| 1989 | Everett, Jim | 518 | 304 | 4,310 | 58.7 | 29 | 17 | 78t | 29/214 | 90.6 |
| 1990 | Everett, Jim | 554 | 307 | 3,989 | 55.4 | 23 | 17 | 55t | 30/198 | 79.3 |
| 1991 | Everett, Jim | 490 | 277 | 3,438 | 56.5 | 11 | 20 | 78 | 30/200 | 68.9 |
| 1992 | Everett, Jim | 475 | 281 | 3,323 | 59.2 | 22 | 18 | 67t | 26/204 | 80.1 |
| 1993 | Everett, Jim | 274 | 135 | 1,652 | 49.3 | 8 | 12 | 60t | 18/125 | 59.7 |
| 1994 | Miller, Chris | 317 | 173 | 2,104 | 54.6 | 16 | 14 | 54 | 28/193 | 73.6 |
| 1995 | Miller, Chris | 405 | 232 | 2,623 | 57.3 | 18 | 15 | 72 | 31/244 | 76.2 |
| *1996* | *Banks, Tony* | *368* | *192* | *2,544* | *52.2* | *15* | *15* | *77t* | *48/306* | *71.0* |
| 1997 | Banks, Tony | 487 | 252 | 3,254 | 51.7 | 14 | 13 | 76 | 43/317 | 71.5 |
| 1998 | Banks, Tony | 408 | 241 | 2,535 | 59.1 | 7 | 14 | 80t | 41/237 | 68.6 |
| 1999 | Warner, Kurt | 499 | 325 | 4,353 | 65.1 | 41 | 13 | 75t | 29/201 | 109.2 |
| 2000 | Green, Trent | 240 | 145 | 2,063 | 60.4 | 16 | 5 | 64 | 24/145 | 101.8 |
| 2001 | Warner, Kurt | 546 | 375 | 4,830 | 68.7 | 36 | 22 | 65t | 38/233 | 101.4 |
| 2002 | Bulger, Marc | 214 | 138 | 1,826 | 64.5 | 14 | 6 | 58 | 12/102 | 101.5 |
| 2003 | Bulger, Marc | 532 | 336 | 3,845 | 63.2 | 22 | 22 | 48 | 37/288 | 81.4 |
| 2004 | Bulger, Marc | 485 | 321 | 3,964 | 66.2 | 21 | 14 | 56 | 41/302 | 93.7 |
| 2005 | Bulger, Marc | 287 | 192 | 2,297 | 66.9 | 14 | 9 | 57t | 26/192 | 94.4 |
| 2006 | Bulger, Marc | 588 | 370 | 4,301 | 63.0 | 24 | 8 | 67t | 49/366 | 92.9 |
| 2007 | Bulger, Marc | 378 | 221 | 2,392 | 58.5 | 11 | 15 | 40 | 37/269 | 70.3 |

| | | | | | | | | | | |
|---|---|---|---|---|---|---|---|---|---|---|
| 2008 | Bulger, Marc | 440 | 251 | 2,720 | 57.0 | 11 | 13 | 80t | 38/263 | 71.4 |
| 2009 | Bulger, Marc | 247 | 140 | 1,469 | 56.7 | 5 | 6 | 50 | 14/85 | 70.7 |
| 2010 | Bradford, Sam | 590 | 354 | 3,512 | 60.0 | 18 | 15 | 49 | 34/244 | 76.5 |
| 2011 | Bradford, Sam | 357 | 191 | 2,614 | 53.5 | 6 | 6 | 68 | 36/248 | 70.5 |
| 2012 | Bradford, Sam | 328 | 551 | 3,702 | 59.5 | 21 | 13 | 80t | 35/233 | 82.5 |
| 2013 | Bradford, Sam | 159 | 262 | 1,678 | 60.7 | 14 | 4 | 73 | 15/97 | 90.9 |
| 2014 | Davis, Austin | 180 | 284 | 2,001 | 63.4 | 12 | 9 | 59t | 29/179 | 85.1 |
| 2015 | Foles, Nick | 190 | 337 | 2,052 | 56.4 | 7 | 10 | 68 | 14/98 | 69.0 |
| 2016 | Keenum, Case | 322 | 196 | 2,201 | 60.9 | 9 | 11 | 65t | 23/140 | 76.4 |
| 2017 | **Goff, Jared** | **477** | **296** | **3,804** | **62.1** | **28** | **7** | **94t** | **25/172** | **100.5** |
| 2018 | **Goff, Jared** | **561** | **364** | **4,688** | **64.9** | **32** | **12** | **70t** | **33/223** | **101.1** |
| **2019** | **Goff, Jared** | **626** | **394** | **4,638** | **62.9** | **22** | **16** | **70t** | **22/170** | **86.5** |

## Rushing

| Year | Player | Att. | Yards | Avg. | Long | TD |
|---|---|---|---|---|---|---|
| 1937 | Drake, Johnny (Zero) | 98 | 333 | 3.4 | - | 3 |
| 1938 | Davis, Corbett | 71 | 202 | 2.8 | - | 3 |
| 1939 | Hall, Parker | 120 | 458 | 3.8 | - | 2 |
| 1940 | Drake, Johnny (Zero) | 130 | 480 | 3.6 | - | 9 |
| 1941 | Drake, Johnny (Zero) | 101 | 246 | 2.4 | 15 | 2 |
| 1942 | Magnani, Dante | 59 | 344 | 5.8 | 71 | 2 |
| 1943 | Suspended Play/W.W. II | - | - | - | - | - |
| 1944 | West, Pat | 66 | 220 | 3.3 | 31 | 0 |
| 1945 | Gehrke, Fred | 74 | 467 | 6.3 | 72 | 7 |
| 1946 | Gehrke, Fred | 71 | 371 | 5.2 | 53 | 3 |
| 1947 | Washington, Kenny | 60 | 444 | 7.4 | 92t | 5 |
| 1948 | Hoerner, Dick | 76 | 354 | 4.7 | 23 | 4 |
| 1949 | Hoerner, Dick | 155 | 582 | 3.7 | 37 | 6 |
| *1950* | *Davis, Glenn* | *88* | *416* | *4.7* | *55* | *3* |
| 1951 | Towler, Dan | 126 | 854 | 6.8 | 79t | 6 |
| 1952 | Towler, Dan | 156 | 894 | 5.7 | 44t | 10 |
| 1953 | Towler, Dan | 152 | 879 | 5.8 | 73t | 7 |
| 1954 | Younger, Paul (Tank) | 91 | 610 | 6.7 | 75t | 8 |
| *1955* | *Waller, Ron* | *151* | *716* | *4.7* | *55t* | *7* |
| 1956 | Waller, Ron | 83 | 543 | 6.5 | 46 | 1 |
| 1957 | Wilson, Tom | 127 | 616 | 4.9 | 46 | 3 |
| 1958 | Arnett, Jon | 133 | 683 | 5.1 | 57 | 6 |
| 1959 | Matson, Ollie | 161 | 863 | 5.4 | 50 | 6 |
| 1960 | Arnett, Jon | 104 | 436 | 4.2 | 31 | 2 |
| 1961 | Arnett, Jon | 158 | 609 | 3.9 | 26 | 4 |
| 1962 | Bass, Dick | 196 | 1,033 | 5.3 | 57 | 6 |
| 1963 | Bass, Dick | 143 | 577 | 3.6 | 51 | 5 |
| 1964 | Wilson, Ben | 159 | 553 | 3.5 | 27 | 5 |
| 1965 | Bass, Dick | 121 | 549 | 4.5 | 44t | 2 |
| 1966 | Bass, Dick | 248 | 1,090 | 4.4 | 50 | 8 |
| 1967 | Josephson, Les | 178 | 800 | 4.5 | 27 | 4 |
| 1968 | Ellison, Willie | 151 | 616 | 4.1 | 52t | 5 |
| 1969 | Smith, Larry | 166 | 599 | 3.6 | 46 | 1 |
| 1970 | Josephson, Les | 150 | 640 | 4.3 | 23 | 5 |
| 1971 | Ellison, Willie | 211 | 1,000 | 4.7 | 80t | 4 |
| 1972 | Ellison, Willie | 170 | 764 | 4.5 | 37 | 5 |
| 1973 | McCutcheon, Lawrence | 210 | 1,097 | 5.2 | 37 | 2 |
| 1974 | McCutcheon, Lawrence | 236 | 1,109 | 4.7 | 23 | 3 |
| 1975 | McCutcheon, Lawrence | 213 | 911 | 4.3 | 43 | 2 |
| 1976 | McCutcheon, Lawrence | 291 | 1,168 | 4.0 | 40 | 9 |
| 1977 | McCutcheon, Lawrence | 294 | 1,238 | 4.2 | 48 | 7 |
| 1978 | Bryant, Cullen | 178 | 658 | 3.7 | 26 | 7 |
| 1979 | Tyler, Wendell | 218 | 1,109 | 5.1 | 63t | 91 |
| 1980 | Bryant, Cullen | 183 | 807 | 4.4 | 20 | 3 |
| 1981 | Tyler, Wendell | 260 | 1,074 | 4.1 | 69t | 12 |
| 1982 | Tyler, Wendell | 137 | 564 | 4.1 | 54 | 9 |
| *1983* | *Dickerson, Eric* | *390* | *1,808* | *4.6* | *85t* | *18* |
| 1984 | Dickerson, Eric | 379 | 2,105 | 5.6 | 66 | 14 |
| 1985 | Dickerson, Eric | 292 | 1,234 | 4.2 | 43 | 12 |
| 1986 | Dickerson, Eric | 404 | 1,821 | 4.5 | 42t | 11 |
| 1987 | White, Charles | 324 | 1,374 | 4.2 | 58 | 11 |
| 1988 | Bell, Greg | 288 | 1,212 | 4.2 | 44 | 16 |
| 1989 | Bell, Greg | 272 | 1,137 | 4.2 | 47 | 15 |
| 1990 | Gary, Cleveland | 204 | 808 | 4.0 | 48 | 14 |
| 1991 | Delpino, Robert | 214 | 688 | 3.2 | 36 | 9 |
| 1992 | Gary, Cleveland | 279 | 1,125 | 4.0 | 63 | 7 |
| *1993* | *Bettis, Jerome* | *294* | *1,429* | *4.9* | *71t* | *7* |
| 1994 | Bettis, Jerome | 319 | 1,025 | 3.2 | 19 | 3 |
| 1995 | Bettis, Jerome | 183 | 637 | 3.5 | 41 | 3 |
| *1996* | *Phillips, Lawrence* | *193* | *632* | *3.3* | *38* | *4* |
| 1997 | Phillips, Lawrence | 183 | 633 | 3.5 | 28 | 8 |
| 1998 | Henley, June | 88 | 313 | 3.6 | 22 | 3 |
| 1999 | Faulk, Marshall | 253 | 1,381 | 5.5 | 58 | 7 |
| 2000 | Faulk, Marshall | 253 | 1,359 | 5.4 | 36 | 18 |
| 2001 | Faulk, Marshall | 260 | 1,382 | 5.3 | 71t | 12 |
| 2002 | Faulk, Marshall | 212 | 953 | 4.5 | 44 | 8 |

| | | | | | |
|---|---|---|---|---|---|
| 2003 | Faulk, Marshall.....209 | 818 | 3.9 | 52 | 10 |
| 2004 | Faulk, Marshall.....195 | 774 | 4.0 | 40 | 3 |
| 2005 | Jackson, Steven.....254 | 1,046 | 4.1 | 51 | 8 |
| 2006 | Jackson, Steven.....346 | 1,528 | 4.4 | 59t | 13 |
| 2007 | Jackson, Steven.....237 | 1,002 | 4.2 | 54 | 5 |
| 2008 | Jackson, Steven.....253 | 1,042 | 4.1 | 56t | 7 |
| 2009 | Jackson, Steven.....324 | 1,416 | 4.4 | 58 | 4 |
| 2010 | Jackson, Steven.....330 | 1,241 | 3.8 | 42t | 6 |
| 2011 | Jackson, Steven.....260 | 1,145 | 4.4 | 47t | 5 |
| 2012 | Jackson, Steven.....257 | 1,042 | 4.1 | 46 | 4 |
| *2013* | *Stacy, Zac.....250* | *973* | *3.9* | *40t* | *7* |
| 2014 | *Mason, Tre.....179* | *765* | *4.3* | *89t* | *4* |
| 2015 | *Gurley II, Todd.....229* | *1,106* | *4.8* | *71t* | *10* |
| 2016 | Gurley II, Todd.....278 | 885 | 3.2 | 24t | 6 |
| 2017 | Gurley II, Todd.....279 | 1,305 | 4.7 | 57t | 13 |
| 2018 | Gurley II, Todd.....256 | 1,251 | 4.9 | 36 | 17 |
| 2019 | Gurley II, Todd.....223 | 857 | 3.8 | 25 | 12 |

## Receiving

| Year | Player.....No. | Yards | Avg. | Long | TD |
|---|---|---|---|---|---|
| 1937 | Busich, Sam.....13 | 136 | 10.5 | - | 0 |
| 1938 | Benton, Jim.....21 | 418 | 19.9 | - | 5 |
| 1939 | Spadacinni, Vic.....32 | 292 | 9.1 | - | 1 |
| 1940 | Benton, Jim.....22 | 351 | 16.0 | - | 3 |
| 1941 | Hickey, Howard (Red).....21 | 294 | 14.0 | 39 | 4 |
| 1942 | Magnani, Dante.....24 | 276 | 11.5 | 67 | 4 |
| 1943 | Suspended Play/W.W. II..... - | - | - | - | - |
| 1944 | Benton, Jim.....39 | 505 | 12.9 | 36 | 6 |
| 1945 | Benton, Jim.....45 | 1,067 | 23.7 | 84 | 8 |
| 1946 | Benton, Jim.....63 | 993 | 15.8 | 57 | 6 |
| 1947 | Benton, Jim.....35 | 511 | 14.6 | 43 | 6 |
| 1948 | Fears, Tom.....51 | 698 | 13.7 | 80 | 4 |
| 1949 | Fears, Tom.....77 | 1,013 | 13.2 | 51t | 9 |
| 1950 | Fears, Tom.....84 | 1,116 | 13.3 | 53 | 7 |
| 1951 | Hirsch, Elroy.....66 | 1,495 | 22.7 | 91 | 17 |
| 1952 | Fears, Tom.....48 | 600 | 12.5 | 36 | 6 |
| 1953 | Hirsch, Elroy.....61 | 941 | 15.4 | 70 | 4 |
| 1954 | Boyd, Bob.....53 | 1,212 | 22.9 | 80 | 6 |
| 1955 | Fears, Tom.....44 | 569 | 12.9 | 31 | 2 |
| 1956 | Clarke, Leon.....36 | 650 | 18.1 | 60 | 4 |
| 1957 | Hirsch, Elroy.....32 | 477 | 14.9 | 45 | 6 |
| 1958 | Shofner, Del.....51 | 1,097 | 21.5 | 92 | 8 |
| 1959 | Shofner, Del.....47 | 936 | 19.9 | 72 | 7 |
| 1960 | Phillips, Jim.....52 | 883 | 17.0 | 61t | 8 |
| 1961 | Phillips, Jim.....78 | 1,092 | 14.0 | 69t | 5 |
| 1962 | Phillips, Jim.....60 | 875 | 14.6 | 65t | 5 |
| 1963 | Phillips, Jim.....54 | 793 | 14.7 | 52 | 1 |
| 1964 | McKeever, Marlin (TE).....41 | 582 | 14.2 | 46 | 1 |
| 1965 | McDonald, Tom.....67 | 1,036 | 15.5 | 51 | 9 |
| 1966 | Moore, Tom (RB).....60 | 433 | 7.2 | 30t | 3 |
| 1967 | Casey, Bernie.....53 | 871 | 16.4 | 57t | 8 |
| 1968 | Truax, Billy (TE).....35 | 417 | 11.9 | 22 | 3 |
| 1969 | Snow, Jack.....49 | 734 | 15.0 | 74t | 6 |
| 1970 | Snow, Jack.....51 | 859 | 16.8 | 71 | 7 |
| 1971 | Rentzel, Lance.....38 | 534 | 14.1 | 41 | 5 |
| 1972 | Snow, Jack.....30 | 590 | 19.7 | 57 | 4 |
| 1973 | Jackson, Harold.....40 | 874 | 21.9 | 69 | 13 |
| 1974 | McCutcheon, Lawrence (RB).....39 | 408 | 10.5 | 50 | 2 |
| 1975 | Jackson, Harold.....43 | 786 | 18.3 | 54 | 7 |
| 1976 | Jackson, Harold.....39 | 751 | 19.3 | 65 | 5 |
| 1977 | Jackson, Harold.....48 | 666 | 13.9 | 58 | 6 |
| 1978 | Miller, Willie.....50 | 767 | 15.3 | 52 | 5 |
| 1979 | Dennard, Preston.....43 | 766 | 17.8 | 50 | 4 |
| 1980 | Bryant, Cullen (RB).....53 | 386 | 7.3 | 25 | 3 |
| 1981 | Dennard, Preston.....49 | 821 | 16.8 | 64 | 4 |
| 1982 | Tyler, Wendell (RB).....38 | 375 | 9.9 | 40 | 4 |
| 1983 | Barber, Mike (TE).....55 | 657 | 11.9 | 42t | 3 |
| 1984 | Ellard, Henry.....34 | 622 | 18.3 | 63t | 6 |
| 1985 | Ellard, Henry.....54 | 811 | 15.0 | 64t | 5 |
| 1986 | Ellard, Henry.....34 | 447 | 13.1 | 34 | 4 |
| 1987 | Ellard, Henry.....51 | 799 | 15.7 | 81t | 3 |
| 1988 | Ellard, Henry.....86 | 1,414 | 16.4 | 68 | 10 |
| 1989 | Ellard, Henry.....70 | 1,382 | 19.7 | 53 | 8 |
| 1990 | Ellard, Henry.....76 | 1,294 | 17.0 | 50t | 4 |
| 1991 | Ellard, Henry.....64 | 1,052 | 16.4 | 38 | 3 |
| 1992 | Gary, Cleveland (RB).....52 | 293 | 5.6 | 22 | 3 |
| 1993 | Ellard, Henry.....61 | 945 | 15.5 | 54 | 2 |
| 1994 | Bailey, Johnny (RB).....58 | 516 | 8.9 | 28 | 7 |
| 1995 | Bruce, Isaac.....119 | 1,781 | 15.0 | 72 | 13 |
| 1996 | Bruce, Isaac.....84 | 1,338 | 15.9 | 70 | 7 |
| 1997 | Lee, Amp (RB).....61 | 825 | 13.5 | 62 | 3 |

| | | | | | |
|---|---|---|---|---|---|
| 1998 | Lee, Amp (RB) ..... 64 | 667 | 10.4 | 44 | 2 |
| 1999 | Faulk, Marshall (RB) ..... 87 | 1,048 | 12.0 | 57t | 5 |
| 2000 | Bruce, Isaac ..... 87 | 1,471 | 16.9 | 78t | 9 |
| 2001 | Faulk, Marshall (RB) ..... 83 | 765 | 9.2 | 65t | 9 |
| 2002 | Holt, Torry ..... 91 | 1,302 | 14.3 | 58 | 4 |
| 2003 | Holt, Torry ..... 117 | 1,696 | 14.5 | 48 | 12 |
| 2004 | Holt, Torry ..... 94 | 1,372 | 14.6 | 75t | 10 |
| 2005 | Holt, Torry ..... 102 | 1,331 | 13.0 | 44 | 9 |
| 2006 | Holt, Torry ..... 93 | 1,188 | 12.8 | 67t | 10 |
| 2007 | Holt, Torry ..... 93 | 1,189 | 12.8 | 40 | 7 |
| 2008 | Holt, Torry ..... 64 | 796 | 12.4 | 45t | 3 |
| 2009 | Avery, Donnie ..... 47 | 589 | 12.5 | 50 | 5 |
| 2010 | Amendola, Danny ..... 85 | 689 | 8.1 | 36 | 3 |
| 2011 | Lloyd, Brandon ..... 51 | 683 | 13.4 | 37 | 5 |
| *2012* | *Givens, Chris ..... 42* | *698* | *16.6* | *65* | *3* |
| 2013 | Cook, Jared (TE) ..... 51 | 671 | 13.2 | 47 | 5 |
| 2014 | Cook, Jared (TE) ..... 52 | 634 | 12.2 | 59t | 3 |
| 2015 | Austin, Tavon ..... 52 | 473 | 9.1 | 66t | 5 |
| 2016 | Britt, Kenny ..... 68 | 1,002 | 14.7 | 66 | 5 |
| 2017 | ***Kupp, Cooper ..... 62*** | ***869*** | ***14.0*** | ***64*** | ***5*** |
| 2018 | **Woods, Robert ..... 86** | **1,219** | **14.2** | **39t** | **6** |
| **2019** | **Kupp, Cooper ..... 94** | **1,161** | **12.4** | **66** | **10** |

## Punting

| Year | Player ..... No. | Yards | Avg. | TB | In 20 | Long | Blocks |
|---|---|---|---|---|---|---|---|
| 1939 | Hall, Parker ..... 58 | - | 41.0 | - | - | 80 | - |
| 1940 | Hall, Parker ..... 57 | - | 43.0 | - | - | 75 | - |
| 1941 | Hall, Parker ..... 49 | - | 40.1 | - | - | 67 | - |
| 1942 | Jacobs, Jack ..... 33 | - | 42.3 | - | - | 66 | - |
| 1943 | Suspended Play/W.W. II ..... - | - | - | - | - | - | - |
| 1944 | Reisz, Albie ..... 25 | - | 40.1 | - | - | 66 | 0 |
| 1945 | Waterfield, Bob ..... 39 | - | 40.7 | - | - | 68 | 0 |
| 1946 | Waterfield, Bob ..... 39 | 1,743 | 44.6 | - | - | 65 | 0 |
| 1947 | Waterfield, Bob ..... 59 | 2,500 | 42.4 | - | - | 86 | 1 |
| 1948 | Waterfield, Bob ..... 43 | 1,833 | 42.6 | - | - | 88 | 0 |
| 1949 | Waterfield, Bob ..... 49 | 2,177 | 44.4 | - | - | 61 | 1 |
| 1950 | Waterfield, Bob ..... 52 | 2,087 | 40.1 | - | - | 61 | 2 |
| 1951 | Van Brocklin, Norm ..... 48 | 1,992 | 41.5 | - | - | 62 | 1 |
| 1952 | Van Brocklin, Norm ..... 29 | 1,250 | 43.1 | - | - | 66 | 0 |
| 1953 | Van Brocklin, Norm ..... 60 | 2,529 | 42.2 | - | - | 57 | 0 |
| 1954 | Van Brocklin, Norm ..... 44 | 1,874 | 42.6 | - | - | 61 | 0 |
| 1955 | Van Brocklin, Norm ..... 60 | 2,676 | 44.6 | - | - | 61 | 0 |
| 1956 | Van Brocklin, Norm ..... 48 | 2,070 | 43.1 | - | - | 72 | 0 |
| 1957 | Van Brocklin, Norm ..... 54 | 2,392 | 44.3 | - | - | 71 | 0 |
| 1958 | Shofner, Del ..... 49 | 2,018 | 41.2 | - | - | 62 | 0 |
| 1959 | Shofner, Del ..... 48 | 2,004 | 41.8 | - | - | 66 | 1 |
| 1960 | Shofner, Del ..... 54 | 2,301 | 42.6 | - | - | 63 | 1 |
| 1961 | Villanueva, Danny ..... 46 | 1,845 | 40.1 | 1 | - | 53 | 0 |
| 1962 | Villanueva, Danny ..... 87 | 3,960 | 45.5 | 7 | - | 65 | 1 |
| 1963 | Villanueva, Danny ..... 81 | 3,678 | 45.4 | 0 | - | 68 | 0 |
| 1964 | Villanueva, Danny ..... 82 | 3,616 | 44.1 | 5 | - | 58 | 0 |
| 1965 | Lothridge, Billy ..... 42 | 1,619 | 38.5 | 3 | - | 55 | 1 |
| 1966 | Kilgore, Jon ..... 71 | 3,037 | 42.8 | 4 | - | 58 | 0 |
| 1967 | Kilgore, Jon ..... 68 | 2,872 | 42.2 | 6 | - | 68 | 2 |
| 1968 | Studstill, Pat ..... 81 | 3,207 | 39.6 | 4 | - | 58 | 0 |
| 1969 | Studstill, Pat ..... 80 | 3,259 | 40.7 | 9 | - | 60 | 0 |
| 1970 | Studstill, Pat ..... 67 | 2,618 | 39.1 | 6 | - | 53 | 0 |
| 1971 | Studstill, Pat ..... 70 | 2,896 | 41.4 | 6 | - | 60 | 0 |
| 1972 | Chapple, Dave ..... 53 | 2,344 | 44.2 | 3 | - | 70 | 0 |
| 1973 | Chapple, Dave ..... 51 | 2,079 | 40.8 | 6 | - | 65 | 1 |
| 1974 | Burke, Mike ..... 46 | 1,701 | 37.0 | 4 | - | 51 | 0 |
| 1975 | Carrell, Duane ..... 73 | 2,874 | 39.4 | 9 | - | 57 | 0 |
| 1976 | Jackson, Rusty ..... 77 | 3,006 | 39.0 | 6 | 16 | 61 | 0 |
| *1977* | *Walker, Glen ..... 73* | *2,568* | *35.2* | *8* | *11* | *56* | *0* |
| 1978 | Walker, Glen ..... 83 | 3,069 | 37.0 | 5 | 26 | 61 | 2 |
| 1979 | Clark, Ken ..... 93 | 3,731 | 40.1 | 7 | 17 | 60 | 2 |
| 1980 | Corral, Frank ..... 76 | 3,004 | 39.5 | 5 | 15 | 65 | 1 |
| 1981 | Corral, Frank ..... 89 | 3,735 | 42.0 | 3 | 19 | 67 | 0 |
| 1982 | Misko, John ..... 45 | 1,961 | 43.6 | 2 | 10 | 59 | 1 |
| 1983 | Misko, John ..... 82 | 3,301 | 40.3 | 12 | 18 | 67 | 0 |
| 1984 | Misko, John ..... 74 | 2,866 | 38.7 | 9 | 21 | 58 | 0 |
| *1985* | *Hatcher, Dale ..... 87* | *3,761* | *43.2* | *6* | *32* | *67* | *1* |
| 1986 | Hatcher, Dale ..... 97 | 3,740 | 38.6 | 5 | 26 | 57 | 0 |
| 1987 | Hatcher, Dale ..... 76 | 3,140 | 41.3 | 4 | 19 | 62 | 0 |
| 1988 | Hatcher, Dale ..... 36 | 1,424 | 39.6 | 1 | 13 | 54 | 0 |
| 1989 | Hatcher, Dale ..... 73 | 2,834 | 38.8 | 7 | 15 | 54 | 1 |
| *1990* | *English, Keith ..... 68* | *2,663* | *39.2* | *2* | *8* | *58* | *1* |
| 1991 | Hatcher, Dale ..... 63 | 2,403 | 38.1 | 5 | 16 | 52 | 0 |
| 1992 | Bracken, Don ..... 76 | 3,122 | 41.1 | 4 | 20 | 59 | 0 |

| | | | | | | | | |
|---|---|---|---|---|---|---|---|---|
| 1993 | Landeta, Sean | 42 | 1,825 | 43.5 | 7 | 7 | 66 | 0 |
| 1994 | Landeta, Sean | 78 | 3,494 | 44.8 | 9 | 23 | 62 | 0 |
| 1995 | Landeta, Sean | 83 | 3,679 | 44.3 | 12 | 23 | 63 | 0 |
| 1996 | Landeta, Sean | 78 | 3,491 | 44.8 | 9 | 23 | 70 | 0 |
| 1997 | Horan, Mike | 53 | 2,272 | 42.9 | 4 | 10 | 60 | 0 |
| 1998 | Tuten, Rick | 95 | 4,202 | 44.2 | 10 | 16 | 64 | 0 |
| 1999 | Tuten, Rick | 32 | 1,359 | 42.5 | 7 | 9 | 70 | 0 |
| *2000* | *Baker, John* | *43* | *1,736* | *40.4* | *5* | *13* | *59* | *1* |
| 2001 | Baker, John | 43 | 1,809 | 42.1 | 7 | 9 | 58 | 0 |
| 2002 | Berger, Mitch | 72 | 3,020 | 41.9 | 10 | 26 | 64 | 0 |
| 2003 | Landeta, Sean | 59 | 2,525 | 42.8 | 5 | 14 | 57 | 0 |
| 2004 | Landeta, Sean | 40 | 1,733 | 43.3 | 3 | 9 | 63 | 0 |
| 2005 | Barker, Bryan | 50 | 2,137 | 42.7 | 4 | 13 | 63 | 0 |
| 2006 | Turk, Matt | 69 | 3,132 | 45.4 | 7 | 26 | 74 | 1 |
| 2007 | Jones, Donnie | 78 | 3,684 | 47.2 | 9 | 18 | 80 | 0 |
| 2008 | Jones, Donnie | 82 | 4,100 | 50.0 | 7 | 20 | 68 | 0 |
| 2009 | Jones, Donnie | 90 | 4,212 | 46.8 | 10 | 34 | 63 | 0 |
| 2010 | Jones, Donnie | 94 | 4,276 | 45.5 | 4 | 20 | 63 | 0 |
| 2011 | Jones, Donnie | 105 | 4,652 | 44.3 | 9 | 29 | 65 | 1 |
| 2012 | ***Hekker, Johnny*** | ***82*** | ***3,756*** | ***45.8*** | ***4*** | ***22*** | ***68*** | ***0*** |
| 2013 | **Hekker, Johnny** | **78** | **3,609** | **46.3** | **4** | **19** | **64** | **0** |
| 2014 | **Hekker, Johnny** | **80** | **3,721** | **46.5** | **5** | **33** | **61** | **1** |
| 2015 | **Hekker, Johnny** | **96** | **4,601** | **47.8** | **5** | **41** | **68** | **0** |
| 2016 | **Hekker, Johnny** | **98** | **4,680** | **47.6** | **1** | **51** | **78** | **0** |
| 2017 | **Hekker, Johnny** | **65** | **3,113** | **47.9** | **4** | **30** | **70** | **0** |
| 2018 | **Hekker, Johnny** | **43** | **1,992** | **46.3** | **2** | **21** | **68** | **0** |
| **2019** | **Hekker, Johnny** | **66** | **3,128** | **47.4** | **5** | **22** | **71** | **1** |

## Field Goals

| Year | Player | Att. | Made | Pct. | Long |
|---|---|---|---|---|---|
| 1937 | Snyder, Bob | 1 | 1 | 1.000 | 30 |
| 1938 | Peterson, Nelson | 2 | 2 | 1.000 | 18 |
| 1939 | Davis, Corby | 2 | 1 | .500 | 27 |
| 1940 | Adams, Chet | 5 | 1 | .200 | 29 |
| 1941 | Adams, Chet | 2 | 1 | .500 | 40 |
| 1942 | Adams, Chet | 6 | 3 | .500 | 46 |
| 1943 | Suspended Play/W.W. II | - | - | - | - |
| 1944 | Zontini, Louis | 6 | 3 | .500 | 39 |
| 1945 | Waterfield, Bob | 3 | 1 | .333 | 28 |
| 1946 | Waterfield, Bob | 11 | 6 | .545 | 37 |
| 1947 | Waterfield, Bob | 16 | 7 | .437 | 45 |
| 1948 | Waterfield, Bob | 11 | 6 | .545 | 47 |
| 1949 | Waterfield, Bob | 17 | 9 | .529 | 42 |
| 1950 | Waterfield, Bob | 14 | 7 | .500 | 46 |
| 1951 | Waterfield, Bob | 23 | 13 | .565 | 47 |
| 1952 | Waterfield, Bob | 19 | 11 | .579 | 45 |
| 1953 | Agajanian, Ben | 23 | 10 | .434 | 47 |
| 1954 | Agajanian, Ben | 25 | 13 | .520 | 41 |
| 1955 | Richter, Les | 15 | 10 | .667 | 41 |
| 1956 | Richter, Les | 15 | 8 | .533 | 32 |
| *1957* | *Cothren, Paige* | *19* | *11* | *.579* | *44* |
| 1958 | Cothren, Paige | 25 | 14 | .560 | 43 |
| 1959 | Michaels, Lou | 17 | 8 | .470 | 40 |
| *1960* | *Villanueva, Danny* | *19* | *12* | *.631* | *36* |
| 1961 | Villanueva, Danny | 27 | 13 | .481 | 38 |
| 1962 | Villanueva, Danny | 20 | 10 | .500 | 51 |
| 1963 | Villanueva, Danny | 17 | 9 | .529 | 47 |
| *1964* | *Gossett, Bruce* | *24* | *18* | *.750* | *44* |
| 1965 | Gossett, Bruce | 26 | 15 | .577 | 49 |
| 1966 | Gossett, Bruce | 49 | 28 | .571 | 48 |
| 1967 | Gossett, Bruce | 43 | 20 | .465 | 47 |
| 1968 | Gossett, Bruce | 31 | 17 | .548 | 37 |
| 1969 | Gossett, Bruce | 34 | 22 | .647 | 44 |
| 1970 | Ray, David | 29 | 45 | .644 | 46 |
| 1971 | Ray, David | 29 | 18 | .620 | 49 |
| 1972 | Ray, David | 41 | 24 | .585 | 45 |
| 1973 | Ray, David | 47 | 30 | .638 | 49 |
| 1974 | Ray, David | 31 | 25 | .806 | 48 |
| 1975 | Dempsey, Tom | 26 | 21 | .808 | 51 |
| 1976 | Dempsey, Tom | 26 | 17 | .654 | 49 |
| *1977* | *Septien, Rafael* | *30* | *18* | *.600* | *45* |
| *1978* | *Corral, Frank* | *43* | *29* | *.674* | *48* |
| 1979 | Corral, Frank | 25 | 13 | .520 | 49 |
| 1980 | Corral, Frank | 30 | 16 | .533 | 47 |
| 1981 | Corral, Frank | 26 | 17 | .654 | 44 |
| 1982 | Lansford, Mike | 15 | 9 | .600 | 39 |
| *1983* | *Nelson, Chuck* | *11* | *5* | *.455* | *41* |
| 1984 | Lansford, Mike | 33 | 25 | .758 | 50 |
| 1985 | Lansford, Mike | 29 | 22 | .759 | 52 |

| | | | | | |
|---|---|---|---|---|---|
| 1986 | Lansford, Mike | 24 | 17 | .708 | 50 |
| 1987 | Lansford, Mike | 21 | 17 | .810 | 48 |
| 1988 | Lansford, Mike | 32 | 24 | .750 | 49 |
| 1989 | Lansford, Mike | 30 | 23 | .767 | 48 |
| 1990 | Lansford, Mike | 24 | 15 | .625 | 46 |
| 1991 | Zendejas, Tony | 17 | 17 | 1.000 | 50 |
| 1992 | Zendejas, Tony | 20 | 15 | .750 | 49 |
| 1993 | Zendejas, Tony | 23 | 16 | .696 | 54 |
| 1994 | Zendejas, Tony | 23 | 18 | .783 | 47 |
| 1995 | Biasucci, Dean | 12 | 9 | .750 | 51 |
| 1996 | Lohmiller, Chip | 25 | 21 | .840 | 50 |
| 1997 | Wilkins, Jeff | 37 | 25 | .675 | 52 |
| 1998 | Wilkins, Jeff | 26 | 20 | .769 | 57 |
| 1999 | Wilkins, Jeff | 28 | 20 | .714 | 51 |
| 2000 | Wilkins, Jeff | 17 | 17 | 1.000 | 51 |
| 2001 | Wilkins, Jeff | 29 | 23 | .793 | 54 |
| 2002 | Wilkins, Jeff | 25 | 19 | .760 | 47 |
| 2003 | Wilkins, Jeff | 42 | 39 | .929 | 53 |
| 2004 | Wilkins, Jeff | 24 | 19 | .792 | 53 |
| 2005 | Wilkins, Jeff | 31 | 27 | .871 | 53 |
| 2006 | Wilkins, Jeff | 37 | 32 | .864 | 53 |
| 2007 | Wilkins, Jeff | 32 | 24 | .750 | 53 |
| 2008 | Brown, Josh | 36 | 31 | .861 | 54 |
| 2009 | Brown, Josh | 24 | 19 | .792 | 54 |
| 2010 | Brown, Josh | 39 | 33 | .846 | 53 |
| 2011 | Brown, Josh | 28 | 21 | .750 | 49 |
| 2012 | *Zuerlein, Greg* | *31* | *23* | *.741* | *60* |
| 2013 | Zuerlein, Greg | 28 | 26 | .929 | 50 |
| 2014 | Zuerlein, Greg | 30 | 24 | .800 | 56 |
| 2015 | Zuerlein, Greg | 30 | 20 | .667 | 61 |
| 2016 | Zuerlein, Greg | 22 | 19 | .864 | 54 |
| 2017 | Zuerlein, Greg | 40 | 38 | .950 | 56 |
| 2018 | Zuerlein, Greg | 31 | 27 | .871 | 51 |
| 2019 | Zuerlein, Greg | 33 | 24 | .727 | 58 |

## Scoring

| Year | Player | Rushing TDs | Receiving TDs | Return TDs | PAT | FG | Points |
|---|---|---|---|---|---|---|---|
| 1937 | Drake, Johnny (Zero) | 3 | 2 | 0 | 0-0 | 0-0 | 30 |
| 1938 | Benton, Jim | 1 | 5 | 0 | 0-0 | 0-0 | 36 |
| 1939 | Drake, Johnny (Zero) | 9 | 0 | 0 | 0-0 | 0-0 | 54 |
| 1940 | Drake, Johnny (Zero) | 9 | 0 | 0 | 2-2 | 0-0 | 56 |
| 1941 | Hickey, Howard (Red) | 0 | 4 | 0 | 0-0 | 0-0 | 24 |
| 1942 | Magnani, Dante | 2 | 3 | 0 | 0-0 | 0-0 | 30 |
| 1943 | Suspended Play/W.W. II | - | - | - | - | - | - |
| 1944 | Zontini, Lou | 3 | 1 | 0 | 14-16 | 3-6 | 47 |
| 1945 | Waterfield, Bob | 5 | 0 | 0 | 31-34 | 1-3 | 64 |
| 1946 | Waterfield, Bob | 1 | 0 | 0 | 37-37 | 6-11 | 61 |
| 1947 | Waterfield, Bob | 1 | 0 | 0 | 27-30 | 7-16 | 54 |
| 1948 | Waterfield, Bob | 0 | 0 | 0 | 38-44 | 6-11 | 56 |
| 1949 | Waterfield, Bob | 1 | 0 | 0 | 43-46 | 9-17 | 77 |
| 1950 | Waterfield, Bob | 1 | 0 | 0 | 54-58 | 7-14 | 91 |
| 1951 | Hirsch, Elroy (WR-RB) | 0 | 17 | 0 | 0-0 | 0-0 | 102 |
| 1952 | Waterfield, Bob | 1 | 0 | 0 | 44-45 | 11-19 | 83 |
| 1953 | Agajanian, Ben | 0 | 0 | 0 | 36-37 | 10-23 | 66 |
| 1954 | Towler, Dan (RB) | 11 | 0 | 0 | 0-0 | 0-0 | 66 |
| 1955 | Richter, Les | 0 | 0 | 0 | 30-31 | 13-22 | 69 |
| 1956 | Richter, Les | 0 | 0 | 0 | 36-38 | 8-15 | 60 |
| *1957* | *Cothren, Paige* | *0* | *0* | *0* | *38-39* | *11-19* | *71* |
| 1958 | Cothren, Paige | 0 | 0 | 0 | 42-43 | 14-25 | 84 |
| 1959 | Shofner, Del (WR) | 0 | 7 | 0 | 0-0 | 0-0 | 42 |
| 1960 | Villanueva, Danny | 0 | 0 | 0 | 28-28 | 12-19 | 64 |
| 1961 | Villanueva, Danny | 0 | 0 | 0 | 32-32 | 13-27 | 71 |
| 1962 | Villanueva, Danny | 0 | 0 | 0 | 26-27 | 10-20 | 56 |
| 1963 | Villanueva, Danny | 0 | 0 | 0 | 25-26 | 9-17 | 52 |
| *1964* | *Gossett, Bruce* | *0* | *0* | *0* | *31-32* | *18-24* | *85* |
| 1965 | Gossett, Bruce | 0 | 0 | 0 | 30-32 | 15-26 | 75 |
| 1966 | Gossett, Bruce | 0 | 0 | 0 | 29-29 | 28-49 | 113 |
| 1967 | Gossett, Bruce | 0 | 0 | 0 | 48-48 | 20-43 | 108 |
| 1968 | Gossett, Bruce | 0 | 0 | 0 | 37-37 | 17-31 | 88 |
| 1969 | Gossett, Bruce | 0 | 0 | 0 | 36-36 | 22-34 | 102 |
| 1970 | Ray, David | 0 | 0 | 0 | 34-34 | 29-45 | 121 |
| 1971 | Ray, David | 0 | 0 | 0 | 37-37 | 18-29 | 91 |
| 1972 | Ray, David | 0 | 0 | 0 | 31-31 | 24-41 | 103 |
| 1973 | Ray, David | 0 | 0 | 0 | 40-42 | 30-47 | 130 |
| 1974 | Ray, David | 0 | 0 | 0 | 25-31 | 9-16 | 52 |
| 1975 | Dempsey, Tom | 0 | 0 | 0 | 31-36 | 21-26 | 94 |
| 1976 | Dempsey, Tom | 0 | 0 | 0 | 36-44 | 17-26 | 87 |
| *1977* | *Septien, Rafael* | *0* | *0* | *0* | *32-35* | *18-30* | *86* |
| *1978* | *Corral, Frank* | *0* | *0* | *0* | *31-33* | *29-43* | *118* |
| 1979 | Corral, Frank | 0 | 0 | 0 | 36-39 | 13-25 | 75 |

| | | | | | | |
|---|---|---|---|---|---|---|
| 1980 | Corral, Frank ..... 0 | 0 | 0 | 51-52 | 16-30 | 99 |
| 1981 | Tyler, Wendell (RB) ..... 12 | 5 | 0 | 0-0 | 0-0 | 102 |
| 1982 | Tyler, Wendell (RB) ..... 9 | 4 | 0 | 0-0 | 0-0 | 78 |
| *1983* | *Dickerson, Eric (RB) ..... 18* | *2* | *0* | *0-0* | *0-0* | *120* |
| 1984 | Lansford, Mike ..... 0 | 0 | 0 | 37-38 | 25-33 | 112 |
| 1985 | Lansford, Mike ..... 0 | 0 | 0 | 38-39 | 22-29 | 104 |
| 1986 | Lansford, Mike ..... 0 | 0 | 0 | 34-35 | 17-24 | 85 |
| 1987 | Lansford, Mike ..... 0 | 0 | 0 | 36-38 | 17-21 | 87 |
| 1988 | Lansford, Mike ..... 0 | 0 | 0 | 45-48 | 24-32 | 117 |
| 1989 | Lansford, Mike ..... 0 | 0 | 0 | 51-51 | 23-30 | 120 |
| 1990 | Gary, Cleveland (RB) ..... 14 | 1 | 0 | 0-0 | 0-0 | 90 |
| 1991 | Zendejas, Tony ..... 0 | 0 | 0 | 25-26 | 17-17 | 76 |
| 1992 | Zendejas, Tony ..... 0 | 0 | 0 | 38-38 | 15-20 | 83 |
| 1993 | Zendejas, Tony ..... 0 | 0 | 0 | 23-25 | 16-23 | 71 |
| 1994 | Zendejas, Tony ..... 0 | 0 | 0 | 28-28 | 18-23 | 82 |
| 1995 | Bruce, Isaac (WR) ..... 0 | 13 | 0 | 1* | 0-0 | 80 |
| 1996 | Lohmiller, Chip ..... 0 | 0 | 0 | 28-29 | 21-25 | 91 |
| 1997 | Wilkins, Jeff ..... 0 | 0 | 0 | 32-32 | 25-37 | 107 |
| 1998 | Wilkins, Jeff ..... 0 | 0 | 0 | 25-26 | 20-26 | 85 |
| 1999 | Wilkins, Jeff ..... 0 | 0 | 0 | 64-64 | 20-28 | 124 |
| 2000 | Faulk, Marshall (RB) ..... 26 | 0 | 0 | 2* | 0-0 | 160 |
| 2001 | Faulk, Marshall (RB) ..... 21 | 0 | 0 | 1* | 0-0 | 128 |
| 2002 | Wilkins, Jeff ..... 0 | 0 | 0 | 37-37 | 19-25 | 94 |
| 2003 | Wilkins, Jeff ..... 0 | 0 | 0 | 46-46 | 39-42 | 163 |
| 2004 | Wilkins, Jeff ..... 0 | 0 | 0 | 32-32 | 19-24 | 89 |
| 2005 | Wilkins, Jeff ..... 0 | 0 | 0 | 36-36 | 27-31 | 117 |
| 2006 | Wilkins, Jeff ..... 0 | 0 | 0 | 36-36 | 32-37 | 131 |
| 2007 | Wilkins, Jeff ..... 0 | 0 | 0 | 25-25 | 24-32 | 97 |
| 2008 | Brown, Josh ..... 0 | 0 | 0 | 19-19 | 31-36 | 112 |
| 2009 | Brown, Josh ..... 0 | 0 | 0 | 16-16 | 19-24 | 73 |
| 2010 | Brown, Josh ..... 0 | 0 | 0 | 26-27 | 33-39 | 125 |
| 2011 | Brown, Josh ..... 0 | 0 | 0 | 18-18 | 21-28 | 81 |
| *2012* | *Zuerlein, Greg ..... 0* | *0* | *0* | *26-26* | *23-31* | *95* |
| 2013 | Zuerlein, Greg ..... 0 | 0 | 0 | 34-34 | 26-28 | 112 |
| 2014 | Zuerlein, Greg ..... 0 | 0 | 0 | 34-35 | 24-30 | 106 |
| 2015 | Zuerlein, Greg ..... 0 | 0 | 0 | 26-28 | 20-30 | 86 |
| 2016 | Zuerlein, Greg ..... 0 | 0 | 0 | 23-23 | 19-22 | 80 |
| 2017 | Zuerlein, Greg ..... 0 | 0 | 0 | 44-46 | 38-40 | 158 |
| 2018 | Gurley II, Todd ..... 17 | 4 | 0 | 0-0 | 0-0 | 132 |
| 2019 | Zuerlein, Greg ..... 0 | 0 | 0 | 42-42 | 24-33 | 114 |

*2-point Conversion

## Kickoff Returns

| Year | Player ..... No. | Yards | Avg. | Long | TD |
|---|---|---|---|---|---|
| 1942 | Magnani, Dante ..... 11 | 250 | 22.7 | 37 | 0 |
| 1943 | Suspended Play/W.W. II ..... - | - | - | - | - |
| 1944 | Reisz, Al ..... 12 | 285 | 23.7 | 44 | 0 |
| 1945 | Gehrke, Fred ..... 9 | 173 | 19.2 | 30 | 0 |
| 1946 | Gehrke, Fred ..... 8 | 186 | 23.2 | 28 | 0 |
| 1947 | Harmon, Tom ..... 9 | 208 | 23.1 | 34 | 0 |
| 1948 | Gehrke, Fred ..... 17 | 464 | 27.3 | 92t | 1 |
| *1949* | *Kalmanir, Tom ..... 18* | *403* | *22.4* | *57* | *0* |
| 1950 | Smith, Verda (Vitamin T.) ..... 22 | 742 | 33.7 | 97t | 3 |
| 1951 | Davis, Glenn ..... 9 | 179 | 19.9 | 33 | 0 |
| *1952* | *Quinlan, Skeet ..... 17* | *440* | *25.9* | *56* | *0* |
| 1953 | Lewis, Woodley ..... 32 | 830 | 25.9 | 69 | 0 |
| 1954 | Lewis, Woodley ..... 34 | 836 | 24.6 | 88t | 1 |
| *1955* | *Waller, Ron ..... 17* | *461* | *27.1* | *39* | *0* |
| *1956* | *Wilson, Tom ..... 15* | *477* | *31.8* | *103t* | *1* |
| 1957 | Arnett, Jon ..... 18 | 504 | 28.0 | 98t | 1 |
| 1958 | Arnett, Jon ..... 16 | 331 | 20.7 | 32 | 0 |
| 1959 | Matson, Ollie ..... 16 | 367 | 22.9 | 48 | 0 |
| 1960 | Arnett, Jon ..... 17 | 416 | 24.5 | 43 | 0 |
| 1961 | Bass, Dick ..... 23 | 698 | 30.3 | 64 | 0 |
| 1962 | Atkins, Pervis ..... 28 | 676 | 24.1 | 41 | 0 |
| 1963 | Shannon, Carver ..... 28 | 823 | 29.4 | 99t | 1 |
| 1964 | Shannon, Carver ..... 18 | 442 | 24.6 | 40 | 0 |
| 1965 | Smith, Bob ..... 17 | 451 | 26.9 | 56 | 0 |
| 1966 | Williams, Clarence ..... 15 | 420 | 28.0 | 81 | 0 |
| *1967* | *Ellison, Willie ..... 13* | *340* | *26.2* | *58* | *0* |
| 1968 | Smith, Ron ..... 26 | 718 | 27.6 | 94t | 1 |
| 1969 | Smith, Ron ..... 27 | 585 | 21.6 | 37 | 0 |
| 1970 | Haymond, Alvin ..... 35 | 1,022 | 29.2 | 98t | 1 |
| 1971 | Williams, Travis ..... 25 | 743 | 29.7 | 105t | 1 |
| 1972 | Ellison, Willie ..... 14 | 345 | 24.6 | 32 | 0 |
| 1973 | Bryant, Cullen ..... 13 | 369 | 28.4 | 93 | 1 |
| 1974 | Bryant, Cullen ..... 23 | 617 | 26.8 | 84 | 1 |
| 1975 | McGee, Willie ..... 17 | 404 | 23.8 | 46 | 0 |

| | | | | | | | |
|---|---|---|---|---|---|---|---|
| 1976 | Bryant, Cullen | 16 | 459 | 28.7 | 90 | 1 |
| *1977* | *Tyler, Wendell* | *24* | *523* | *21.8* | *27* | *0* |
| 1978 | Latin, Jerry | 22 | 467 | 21.2 | 41 | 0 |
| *1979* | *Hill, Drew* | *40* | *803* | *20.1* | *39* | *0* |
| 1980 | Hill, Drew | 43 | 880 | 20.5 | 98t | 1 |
| 1981 | Hill, Drew | 60 | 1,170 | 19.5 | 50 | 0 |
| *1982* | *Redden, Barry* | *22* | *502* | *22.8* | *85* | *0* |
| 1983 | Redden, Barry | 18 | 358 | 18.8 | 43 | 0 |
| 1984 | Redden, Barry | 23 | 530 | 23.0 | 40 | 0 |
| 1985 | Brown, Ron | 28 | 918 | 32.8 | 98t | 3 |
| 1986 | Brown, Ron | 36 | 794 | 22.1 | 55 | 0 |
| 1987 | Brown, Ron | 27 | 581 | 21.5 | 95t | 1 |
| 1988 | Brown, Ron | 19 | 401 | 21.1 | 73 | 0 |
| 1989 | Brown, Ron | 47 | 968 | 20.6 | 74 | 0 |
| 1990 | Green, Gaston | 25 | 560 | 22.4 | 99t | 1 |
| 1991 | Turner, Vernon | 24 | 457 | 19.0 | 36 | 0 |
| 1992 | Turner, Vernon | 29 | 569 | 19.6 | 35 | 0 |
| *1993* | *Boykin, Deral* | *13* | *216* | *16.6* | *35* | *0* |
| 1994 | Lang, David | 27 | 626 | 23.2 | 57 | 0 |
| 1995 | Thomas, J.T. | 32 | 752 | 23.5 | 46 | 0 |
| 1996 | Thomas, J.T. | 30 | 643 | 21.4 | 43 | 0 |
| *1997* | *Thompson, David* | *49* | *1,110* | *22.7* | *56* | *0* |
| 1998 | Horne, Tony | 56 | 1,306 | 23.3 | 102t | 1 |
| 1999 | Horne, Tony | 30 | 892 | 29.7 | 101t | 2 |
| 2000 | Horne, Tony | 57 | 1,379 | 24.2 | 103t | 1 |
| 2001 | Canidate, Trung | 36 | 748 | 20.8 | 40 | 0 |
| 2002 | Wilkins, Terrence | 47 | 1,074 | 22.9 | 42 | 0 |
| *2003* | *Harris, Arlen* | *51* | *1,175* | *23.0* | *42* | *0* |
| 2004 | Harris, Arlen | 47 | 951 | 20.2 | 29 | 0 |
| 2005 | Johnson, Chris | 38 | 857 | 22.6 | 99t | 1 |
| 2006 | Ponder, Willie | 26 | 605 | 23.3 | 40 | 0 |
| 2007 | Hall, Dante | 29 | 729 | 25.1 | 84 | 0 |
| 2008 | Hall, Dante | 37 | 763 | 20.6 | 41 | 0 |
| 2009 | Amendola, Danny | 66 | 1,618 | 24.5 | 58 | 0 |
| 2010 | Amendola, Danny | 50 | 1,142 | 22.8 | 84 | 0 |
| 2011 | Porter, Quinn | 25 | 554 | 22.2 | 32 | 0 |
| *2012* | *Givens, Chris* | *23* | *539* | *23.4* | *48* | *0* |
| *2013* | *Austin, Tavon* | *18* | *398* | *22.1* | *32* | *0* |
| 2014 | Cunningham, Benny | 35 | 963 | 27.5 | 75 | 0 |
| 2015 | Cunningham, Benny | 25 | 714 | 28.6 | 102 | 0 |
| 2016 | Cunningham, Benny | 22 | 599 | 27.2 | 61 | 0 |
| 2017 | Cooper, Pharoh | 34 | 932 | 27.4 | 103t | 1 |
| 2018 | Countess, Blake | 17 | 419 | 24.6 | 40 | 0 |
| 2019 | Natson, JoJo | 13 | 289 | 22.2 | 30 | 0 |

## Punt Returns

| Year | Player | No. | FC | Yards | Avg. | Long | TD |
|---|---|---|---|---|---|---|---|
| 1941 | Hall, Parker | 13 | - | 125 | 9.6 | 25 | 0 |
| 1942 | Hall, Parker | 12 | - | 148 | 12.3 | 32 | 0 |
| 1943 | Suspended Play/W.W. II | - | - | - | - | - | - |
| 1944 | Kabealo, Mike | 7 | - | 64 | 9.1 | 16 | 0 |
| 1945 | Gehrke, Fred | 8 | - | 120 | 15.0 | 49 | 0 |
| 1946 | Gehrke, Fred | 8 | - | 59 | 7.3 | 20 | 0 |
| 1947 | Harmon, Tom | 27 | - | 392 | 14.5 | 88t | 1 |
| 1948 | Horvath, Les | 13 | - | 203 | 15.6 | 27 | 0 |
| *1949* | *Smith, Verda (Vitamin T.)* | *27* | - | *427* | *15.8* | *85t* | *1* |
| 1950 | Smith, Verda (Vitamin T.) | 22 | - | 218 | 9.9 | 30 | 0 |
| 1951 | Smith, Verda (Vitamin T.) | 12 | - | 139 | 11.6 | 37 | 0 |
| 1952 | Lewis, Woodley | 19 | - | 351 | 18.5 | 83t | 2 |
| 1953 | Lewis, Woodley | 35 | - | 267 | 7.6 | 78 | 1 |
| 1954 | Lewis, Woodley | 22 | - | 82 | 3.7 | 16 | 0 |
| *1955* | *Waller, Ron* | *14* | - | *60* | *4.3* | *21* | *0* |
| 1956 | Sherman, Will | 12 | - | 100 | 8.3 | 76 | 1 |
| *1957* | *Arnett, Jon* | *14* | - | *85* | *6.1* | *22* | *0* |
| 1958 | Arnett, Jon | 18 | - | 223 | 12.4 | 58 | 0 |
| 1959 | Arnett, Jon | 17 | - | 184 | 10.8 | 71t | 1 |
| 1960 | Bass, Dick | 11 | - | 62 | 5.6 | 22 | 0 |
| 1961 | Arnett, Jon | 10 | - | 75 | 7.5 | 17 | 0 |
| 1962 | Atkins, Pervis | 11 | 5 | 94 | 8.5 | 45 | 0 |
| 1963 | Shannon, Carver | 15 | 11 | 132 | 8.8 | 29 | 0 |
| 1964 | Shannon, Carver | 15 | 6 | 81 | 5.4 | 22 | 0 |
| 1965 | Stiger, Jim | 13 | 2 | 106 | 8.2 | 22 | 0 |
| 1966 | Stiger, Jim | 33 | 7 | 259 | 7.8 | 49 | 0 |
| 1967 | Cross, Irv | 17 | 6 | 136 | 8.0 | 39 | 0 |
| 1968 | Meador, Ed | 17 | 15 | 136 | 8.0 | 40 | 0 |
| 1969 | Haymond, Alvin | 33 | 8 | 435 | 13.2 | 52 | 0 |

| | | | | | | | |
|---|---|---|---|---|---|---|---|
| 1970 | Haymond, Alvin | 53 | 15 | 376 | 7.1 | 30 | 0 |
| 1971 | Haymond, Alvin | 24 | 11 | 123 | 5.1 | 28 | 0 |
| *1972* | *Bertelsen, Jim* | *16* | *3* | *232* | *14.5* | *60* | *0* |
| 1973 | Bertelsen, Jim | 26 | 10 | 259 | 10.0 | 34 | 0 |
| 1974 | Bertelsen, Jim | 11 | 4 | 132 | 12.0 | 19 | 0 |
| 1975 | Bertelsen, Jim | 11 | 1 | 143 | 13.0 | 38 | 0 |
| 1976 | Bryant, Cullen | 29 | 2 | 321 | 11.1 | 25 | 0 |
| 1977 | Bryant, Cullen | 20 | 1 | 141 | 7.1 | 26 | 0 |
| 1978 | Wallace, Jackie | 52 | 5 | 618 | 11.9 | 58 | 0 |
| 1979 | Brown, Eddie | 56 | 19 | 332 | 5.9 | 30 | 0 |
| *1980* | *Irvin, LeRoy* | *42* | *7* | *296* | *7.0* | *26* | *0* |
| 1981 | Irvin, LeRoy | 46 | 6 | 615 | 13.4 | 84t | 3 |
| 1982 | Irvin, LeRoy | 22 | 1 | 243 | 11.0 | 63t | 1 |
| *1983* | *Ellard, Henry* | *16* | *4* | *217* | *13.6* | *72t* | *1* |
| 1984 | Ellard, Henry | 30 | 3 | 403 | 13.4 | 83t | 2 |
| 1985 | Ellard, Henry | 37 | 9 | 501 | 13.5 | 80t | 1 |
| 1986 | Ellard, Henry | 14 | 11 | 127 | 9.1 | 20 | 0 |
| 1987 | Ellard, Henry | 15 | 6 | 107 | 7.1 | 29 | 0 |
| 1988 | Hicks, Clifford | 25 | 0 | 144 | 5.8 | 13 | 0 |
| *1989* | *Henley, Darryl* | *29* | *19* | *273* | *9.4* | *25* | *0* |
| 1990 | Henley, Darryl | 19 | 4 | 195 | 10.3 | 26 | 0 |
| 1991 | Turner, Vernon | 23 | 4 | 201 | 8.7 | 29 | 0 |
| 1992 | Turner, Vernon | 28 | 6 | 207 | 7.4 | 23 | 0 |
| 1992 | Turner, Vernon | 28 | 6 | 207 | 7.4 | 23 | 0 |
| *1993* | *Buchanan, Richard* | *8* | *1* | *41* | *5.1* | *12* | *0* |
| 1994 | Bailey, Johnny | 19 | 4 | 153 | 8.1 | 24 | 0 |
| 1995 | Kinchen, Todd | 53 | 7 | 416 | 7.8 | 27 | 0 |
| *1996* | *Kennison, Eddie* | *29* | *16* | *643* | *14.6* | *78t* | *2* |
| 1997 | Kennison, Eddie | 34 | 20 | 247 | 7.3 | 43 | 0 |
| 1998 | Kennison, Eddie | 40 | 25 | 415 | 10.4 | 71t | 1 |
| 1999 | Hakim, Az-Zahir | 44 | 22 | 461 | 10.5 | 84t | 1 |
| 2000 | Hakim, Az-Zahir | 32 | 17 | 489 | 15.3 | 86t | 1 |
| 2001 | Hakim, Az-Zahir | 36 | 12 | 330 | 9.2 | 32 | 0 |
| 2002 | Wilkins, Terrence | 25 | 13 | 242 | 9.7 | 55 | 0 |
| *2003* | *Groce, DeJuan* | *19* | *3* | *135* | *7.1* | *19* | *0* |
| 2004 | McDonald, Shaun | 30 | 18 | 143 | 4.8 | 39 | 0 |
| 2005 | Looker, Dane | 8 | 2 | 69 | 8.6 | 17 | 0 |
| 2006 | McDonald, Shaun | 23 | 14 | 172 | 7.5 | 33 | 0 |
| 2007 | Hall, Dante | 19 | 6 | 286 | 15.1 | 85t | 1 |
| 2008 | Stanley, Derek | 11 | 4 | 101 | 9.2 | 33 | 0 |
| 2009 | Amendola, Danny | 31 | 11 | 360 | 11.6 | 56 | 0 |
| 2010 | Amendola, Danny | 40 | 18 | 452 | 11.3 | 42 | 0 |
| 2011 | Pettis, Austin | 15 | 10 | 139 | 9.3 | 39 | 0 |
| 2012 | Amendola, Danny | 17 | 10 | 122 | 7.2 | 22 | 0 |
| *2013* | *Austin, Tavon* | *33* | *11* | *280* | *8.5* | *98t* | *1* |
| 2014 | Austin, Tavon | 35 | 23 | 391 | 11.2 | 78t | 1 |
| 2015 | Austin, Tavon | 34 | 15 | 268 | 7.9 | 75t | 1 |
| 2016 | Austin, Tavon | 44 | 16 | 364 | 8.3 | 47 | 0 |
| 2017 | Cooper, Pharoh | 32 | 8 | 399 | 12.5 | 53 | 0 |
| 2018 | Natson, JoJo | 26 | 10 | 280 | 10.8 | 60 | 0 |
| 2019 | Natson, JoJo | 19 | 20 | 149 | 7.8 | 35 | 0 |

## Interceptions

| Year | Player | No. | Yards | Avg. | Long | TD |
|---|---|---|---|---|---|---|
| 1941 | Drake, Johnny (Zero) | 2 | 66 | 33.0 | 54 | 0 |
| 1942 | Jacobs, Jack | 4 | 22 | 5.5 | 22 | 0 |
| 1943 | Suspended Play/W.W. II | - | - | - | - | - |
| 1944 | Colella, Tom | 4 | 53 | 13.3 | 19 | 0 |
| *1945* | *Waterfield, Bob* | *6* | *92* | *15.3* | *29* | *0* |
| 1946 | Waterfield, Bob | 5 | 72 | 14.4 | 28 | 0 |
| 1947 | Harmon, Tom | 8 | 136 | 17.0 | 36 | 1 |
| 1948 | Naumetz, Fred | 4 | 75 | 18.8 | 68 | 0 |
| *1949* | *Sims, George* | *9* | *78* | *8.7* | *27* | *1* |
| *1950* | *Lewis, Woodley* | *12* | *275* | *22.9* | *36* | *0* |
| *1951* | *Hecker, Norb* | *3* | *74* | *24.7* | *36* | *0* |
| *1952* | *Lane, Dick (Night Train)* | *14* | *298* | *21.3* | *80t* | *2* |
| 1953 | Hecker, Norb | 7 | 91 | 13.0 | 24 | 0 |
| 1954 | Sherman, Will | 6 | 70 | 11.7 | 28 | 0 |
| 1955 | Sherman, Will | 11 | 101 | 9.2 | 36 | 0 |
| 1956 | Sherman, Will | 4 | 122 | 30.5 | 95t | 1 |
| 1957 | Richter, Les | 4 | 60 | 15.0 | 25 | 0 |
| 1958 | Burroughs, Don | 7 | 72 | 10.3 | 46 | 0 |
| *1959* | *Meador, Ed* | *3* | *3* | *1.0* | *3* | *0* |
| *1960* | *Britt, Charley* | *5* | *117* | *23.4* | *73t* | *1* |
| 1961 | Crow, Lindon | 6 | 117 | 19.5 | 31 | 0 |
| 1962 | Crow, Lindon | 5 | 100 | 20.0 | 65t | 1 |
| 1963 | Meador, Ed | 6 | 38 | 6.3 | 20 | 0 |
| *1964* | *Richardson, Jerry* | *5* | *146* | *29.2* | *41* | *0* |
| 1965 | Martin, Aaron | 2 | 60 | 30.0 | 37t | 1 |
| 1966 | Williams, Clarence | 8 | 97 | 12.1 | 32t | 1 |

| | | | | | | |
|---|---|---|---|---|---|---|
| 1967 | Meador, Ed | 8 | 103 | 12.9 | 30t | 2 |
| 1968 | Williams, Clarence | 7 | 51 | 7.3 | 36 | 0 |
| 1969 | Meador, Ed | 5 | 97 | 19.4 | 38t | 2 |
| 1970 | Williams, Clarence | 5 | 108 | 21.6 | 65t | 1 |
| 1971 | Howard, Gene | 6 | 99 | 16.5 | 35 | 0 |
| 1972 | Nettles, Jim | 6 | 168 | 28.0 | 43 | 0 |
| 1973 | Stukes, Charlie | 5 | 104 | 20.8 | 42 | 0 |
| 1974 | Elmendorf, Dave | 7 | 186 | 26.6 | 57t | 2 |
| 1975 | Simpson, Bill | 6 | 90 | 15.0 | 29 | 0 |
| 1976 | Jackson, Monte | 10 | 173 | 17.3 | 46 | 3 |
| 1977 | Simpson, Bill | 6 | 157 | 26.2 | 42 | 0 |
| 1978 | Perry, Rod | 8 | 117 | 14.6 | 44t | 3 |
| 1979 | Cromwell, Nolan | 5 | 109 | 21.8 | 34 | 0 |
| 1980 | Cromwell, Nolan | 8 | 140 | 17.5 | 34 | 1 |
| 1981 | Cromwell, Nolan | 5 | 94 | 18.8 | 94t | 1 |
| 1982 | Perry, Rod | 3 | 57 | 19.0 | 33 | 0 |
| 1983 | Collins, Kirk | 5 | 113 | 22.6 | 58 | 0 |
| 1984 | Irvin, LeRoy | 5 | 166 | 33.2 | 81t | 2 |
| 1985 | Green, Gary | 6 | 84 | 14.0 | 41t | 1 |
| 1986 | Gray, Jerry | 8 | 101 | 12.6 | 28 | 0 |
| 1987 | Irvin, LeRoy | 2 | 47 | 23.5 | 47t | 1 |
| 1988 | Johnson, Johnnie | 4 | 18 | 4.5 | 11 | 0 |
| 1989 | Gray, Jerry | 6 | 48 | 8.0 | 27t | 1 |
| 1990 | Humphery, Bobby | 4 | 52 | 13.0 | 44t | 1 |
| 1991 | Gray, Jerry | 3 | 83 | 27.7 | 59t | 1 |
| 1992 | Henley, Darryl | 4 | 41 | 10.3 | 25 | 0 |
| 1993 | Bailey, Robert | 2 | 41 | 20.5 | 41 | 0 |
| 1994 | Pope, Marquez | 3 | 66 | 22.0 | 51 | 0 |
| 1995 | Wright, Toby | 6 | 79 | 13.2 | 27 | 0 |
| 1996 | Lyle, Keith | 9 | 152 | 16.9 | 68 | 0 |
| 1997 | McNeil, Ryan | 9 | 127 | 14.1 | 75t | 1 |
| 1998 | Lyght, Todd | 3 | 30 | 10.0 | 17 | 0 |
| | Lyle, Keith | 3 | 20 | 6.7 | 20 | 0 |
| 1999 | Lyght, Todd | 6 | 112 | 18.7 | 57t | 1 |
| 2000 | McCleon, Dexter | 8 | 28 | 3.5 | 23 | 0 |
| 2001 | Bly, Dre' | 6 | 150 | 25.0 | 93t | 2 |
| 2002 | Herring, Kim | 3 | 38 | 12.7 | 36 | 0 |
| 2003 | Fisher, Travis | 4 | 205 | 51.3 | 74t | 2 |
| | Williams, Aeneas | 4 | 82 | 20.5 | 46t | 1 |
| | Butler, Jerametrius | 4 | 72 | 18.0 | 45 | 0 |
| | Polley, Tommy (LB) | 4 | 32 | 8.0 | 22 | 0 |
| 2004 | Butler, Jerametrius | 5 | 15 | 3.0 | 10 | 0 |
| 2005 | Furrey, Mike | 4 | 143 | 35.8 | 67t | 1 |
| 2006 | Bartell, Ron | 3 | 63 | 21.0 | 38t | 1 |
| | *Hill, Tye* | *3* | *20* | *6.7* | *14* | *0* |
| | Brown, Fakhir | 3 | 17 | 5.7 | 20 | 0 |
| | Atogwe, Oshiomogho | 3 | 8 | 2.7 | 7 | 0 |
| 2007 | Atogwe, Oshiomogho | 8 | 125 | 15.6 | 52t | 1 |
| 2008 | Atogwe, Oshiomogho | 5 | 91 | 18.2 | 43 | 0 |
| 2009 | Butler, James | 3 | 17 | 5.6 | 17 | 0 |
| 2010 | Feltcher, Bradley | 4 | 41 | 10.3 | 28 | 0 |
| 2011 | Gordy, Josh | 3 | 37 | 12.3 | 30 | 0 |
| *2012* | *Jenkins, Janoris* | *4* | *150* | *37.5* | *41t* | *3* |
| 2013 | Johnson, Trumaine | 3 | 36 | 12.0 | 29 | 0 |
| 2014 | Johnson, Trumaine | 3 | 69 | 23.0 | 43t | 1 |
| 2015 | Johnson, Trumaine | 7 | 136 | 19.4 | 58t | 1 |
| 2016 | Alexander, Maurice | 2 | 19 | 9.5 | 19 | 0 |
| | Barron, Mark | 2 | 8 | 4.0 | 7 | 0 |
| | McDonald, T.J. | 2 | 0 | 0.0 | 0 | 0 |
| | Ogletree, Alec | 2 | 15 | 7.5 | 8 | 0 |
| 2017 | Joyner, Lamarcus | 3 | 104 | 34.7 | 46 | 1 |
| | Barron, Mark | 3 | 29 | 9.7 | 15 | 0 |
| 2018 | Johnson III, John | 4 | 46 | 11.5 | 35 | 0 |
| 2019 | Six Players | 2 | - | - | - | - |

## Tackles

| Year | Player | Solo | Assists | Total |
|---|---|---|---|---|
| 1962 | McKeever, Marlin (LB) | 58 | 31 | 89 |
| 1963 | Pardee, Jack (LB) | 46 | 25 | 71 |
| 1964 | Jones, David (DE) | 75 | 22 | 97 |
| 1965 | Jones, David (DE) | 68 | 27 | 95 |
| 1966 | Jones, David (DE) | 98 | 14 | 112 |
| 1967 | Jones, David (DE) | 100 | 39 | 139 |
| 1968 | Jones, David (DE) | 87 | 23 | 110 |
| 1969 | Jones, David (DE) | 59 | 55 | 114 |
| 1970 | Pottios, Myton (LB) | 62 | 26 | 88 |
| 1971 | McKeever, Marlin (LB) | 76 | 32 | 108 |
| 1972 | Robinson, Isiah (LB) | 59 | 23 | 82 |
| 1973 | Reynolds, Jack (LB) | 58 | 28 | 86 |
| 1974 | Reynolds, Jack (LB) | 72 | 29 | 101 |
| 1975 | Reynolds, Jack (LB) | 74 | 38 | 112 |
| 1976 | Reynolds, Jack (LB) | 89 | 31 | 120 |
| 1977 | Elmendorf, Dave (S) | 59 | 35 | 94 |
| 1978 | Youngblood, Jim (LB) | 80 | 43 | 120 |
| 1979 | Reynolds, Jack (LB) | 83 | 61 | 144 |

| | | | | |
|---|---|---|---|---|
| 1980 | Reynolds, Jack (LB) | 81 | 38 | 119 |
| 1981 | Ekern, Carl (LB) | 85 | 46 | 131 |
| 1982 | Andrews, George (LB) | 47 | 20 | 67 |
| 1983 | Ekern, Carl (LB) | 94 | 36 | 130 |
| 1984 | Collins, Jim (LB) | 142 | 43 | 185 |
| 1985 | Collins, Jim (LB) | 103 | 37 | 140 |
| 1986 | Newsome, Vince (S) | 91 | 22 | 113 |
| 1987 | Collins, Jim (LB) | 78 | 12 | 90 |
| 1988 | Ekern, Carl (LB) | 64 | 29 | 93 |
| 1989 | Newsome, Vince (S) | 64 | 25 | 89 |
| 1990 | Newsome, Vince (S) | 74 | 18 | 92 |
| 1991 | Kelm, Larry (LB) | 88 | 17 | 105 |
| 1992 | Greene, Kevin (LB) | 75 | 12 | 87 |
| 1993 | Phifer, Roman (LB) | 96 | 21 | 117 |
| 1994 | Conlan, Shane (LB) | 82 | 24 | 106 |
| 1995 | Phifer, Roman (LB) | 106 | 43 | 149 |
| 1996 | Phifer, Roman (LB) | 123 | 47 | 170 |
| 1997 | Jones, Robert (LB) | 72 | 43 | 115 |
| 1998 | Jenkins, Billy (S) | 90 | 31 | 121 |
| 1999 | Fletcher, London (LB) | 80 | 58 | 138 |
| 2000 | Fletcher, London (LB) | 117 | 76 | 193 |
| 2001 | Fletcher, London (LB) | 113 | 76 | 189 |
| 2002 | Archuleta, Adam (S) | 101 | 48 | 149 |
| 2003 | Tinoisamoa, Pisa (LB) | 70 | 51 | 121 |
| 2004 | Tinoisamoa, Pisa (LB) | 100 | 45 | 145 |
| 2005 | Tinoisamoa, Pisa (LB) | 91 | 43 | 134 |
| 2006 | Witherspoon, Will (LB) | 104 | 32 | 136 |
| 2007 | Witherspoon, Will (LB) | 103 | 29 | 132 |
| 2008 | Tinoisamoa, Pisa (LB) | 88 | 47 | 135 |
| *2009* | *Laurinaitis, James (LB)* | *98* | *48* | *146* |
| 2010 | Laurinaitis, James (LB) | 98 | 16 | 114 |
| 2011 | Laurinaitis, James (LB) | 101 | 41 | 142 |
| 2012 | Laurinaitis, James (LB) | 132 | 42 | 174 |
| *2013* | *Ogletree, Alec (LB)* | *124* | *31* | *155* |
| 2014 | Ogletree, Alec (LB) | 110 | 59 | 169 |
| 2015 | Barron, Mark (LB/S) | 107 | 28 | 135 |
| 2016 | Ogletree, Alec (LB) | 132 | 39 | 171 |
| 2017 | Ogletree, Alec (LB) | 77 | 51 | 128 |
| 2018 | Littleton, Cory (LB) | 90 | 35 | 125 |
| 2019 | Littleton, Cory (LB) | 78 | 56 | 134 |

## Sacks (not an official stat until 1982)

| Year | Player | No. |
|---|---|---|
| 1950 | Jack Zilly (DE) | 7.0 |
| 1951 | Larry Brink (DE) | 3.0 |
| 1952 | Andy Robustelli (DE) | 7.5 |
| 1953 | Andy Robustelli (DE) | 8.0 |
| 1954 | Andy Robustelli (DE) | 4.0 |
| 1955 | Andy Robustelli (DE) | 6.0 |
| 1956 | Paul Miller (DE) | 6.0 |
| 1957 | Dick Daugherty (LB) | 8.0 |
| 1958 | Lou Michaels (DE) | 6.0 |
| 1959 | George Struger (DT) | 5.0 |
| 1960 | Gene Brito (DE) | 7.0 |
| 1961 | Lamar Lundy (DE) | 11.0 |
| 1962 | Deacon Jones (DE) | 12.0 |
| 1963 | Lamar Lundy (DE) | 9.0 |
| 1964 | Deacon Jones (DE) | 22.0 |
| 1965 | Deacon Jones (DE) | 19.0 |
| 1966 | Deacon Jones (DE) | 18.0 |
| 1967 | Deacon Jones (DE) | 21.0 |
| 1968 | Deacon Jones (DE) | 22.0 |
| 1969 | Deacon Jones (DE) | 15.0 |
| 1970 | Deacon Jones (DE) | 12.0 |
| 1971 | Coy Bacon (DE) | 11.0 |
| 1972 | Coy Bacon (DE) | 11.5 |
| 1973 | Jack Youngblood (DE) | 16.5 |
| 1974 | Jack Youngblood (DE) | 15.0 |
| 1975 | Jack Youngblood (DE) | 15.0 |
| 1976 | Jack Youngblood (DE) | 14.5 |
| | Larry Brooks (DT) | 14.5 |
| 1977 | Jack Youngblood (DE) | 8.5 |
| 1978 | Larry Brooks (DE) | 8.0 |
| 1979 | Jack Youngblood (DE) | 18.0 |
| 1980 | Jack Youngblood (DE) | 11.5 |

| | | |
|---|---|---|
| 1981 | Jack Youngblood (DE) | 12.5 |
| 1982 | Mike Fanning (DT) | 5.0 |
| 1983 | Jack Youngblood (DE) | 10.5 |
| 1984 | Jack Youngblood (DE) | 9.5 |
| 1985 | Mike Wilcher (LB) | 12.5 |
| 1986 | Gary Jeter (DE) | 8.0 |
| 1987 | Gary Jeter (DE) | 7.0 |
| 1988 | Kevin Greene (LB) | 16.5 |
| 1989 | Kevin Greene (LB) | 16.5 |
| 1990 | Kevin Greene (LB) | 13.0 |
| 1991 | Kevin Greene (LB) | 3.0 |
| | Gerald Robinson (DE) | 3.0 |
| 1992 | Kevin Greene (LB) | 10.0 |
| 1993 | Sean Gilbert (DT) | 10.5 |
| 1994 | Robert Young (DE) | 6.5 |
| 1995 | D'Marco Farr (DT) | 11.0 |
| 1996 | Kevin Carter (DE) | 9.5 |
| 1997 | Leslie O'Neal (DE) | 10.0 |
| 1998 | Kevin Carter (DE) | 12.0 |
| 1999 | Kevin Carter (DE) | 17.0 |
| 2000 | Grant Wistrom (DE) | 11.0 |
| 2001 | Leonard Little (DE) | 14.5 |
| 2002 | Leonard Little (DE) | 12.0 |
| 2003 | Leonard Little (DE) | 12.5 |
| 2004 | Bryce Fisher (DE) | 8.5 |
| 2005 | Leonard Little (DE) | 9.5 |
| 2006 | Leonard Little (DE) | 13.0 |
| 2007 | Will Witherspoon (LB) | 7.0 |
| 2008 | James Hall (DE) | 6.5 |
| 2009 | Leonard Little (DE) | 6.5 |
| 2010 | James Hall (DE) | 10.5 |
| 2011 | Chris Long (DE) | 13.0 |
| 2012 | Chris Long (DE) | 11.5 |
| 2013 | Robert Quinn (DE) | 19.0 |
| 2013 | Robert Quinn (DE) | 10.5 |
| 2015 | **Aaron Donald (DT)** | **11.0** |
| 2016 | **Aaron Donald (DT)** | **8.0** |
| 2017 | **Aaron Donald (DT)** | **11.0** |
| 2018 | **Aaron Donald (DT)** | **20.5** |
| **2019** | **Aaron Donald (DT)** | **12.5** |

# Individual Records

## Service

**Most Seasons**
- 20 Jackie Slater, 1976-95
- 15 Charlie Cowan, 1961-75
- Joe Scibelli, 1961-75
- Merlin Olsen, 1962-76
- 14 Jack Youngblood, 1971-84
- Doug Smith, 1978-91
- Isaac Bruce, 1994-2007

**Most Games Played**
- 259 Jackie Slater, 1976-95
- 208 Merlin Olsen, 1962-76
- 206 Charlie Cowan, 1961-75

**Most Consecutive Games Played**
- 201 Jack Youngblood, 1971-84
- 198 Merlin Olsen, 1962-76
- 184 Tom Mack, 1966-1978

## Scoring

**Most Seasons Leading Team**
- 9 Jeff Wilkins, 1997-99, 2002-07
- 7 Greg Zuerlein, 2012-2017, 2019
- Bob Waterfield, 1946-52
- 6 Bruce Gossett, 1964-69
- Mike Lansford, 1982-90

**Most Consecutive Seasons Leading Team**
- 6 Bruce Gossett, 1964-69
- Mike Lansford, 1984-89
- Bob Waterfield, 1945-50
- Jeff Wilkins, 2002-07
- Greg Zuerlein, 2012-2017
- 5 David Ray, 1970-74
- 4 Danny Villaneuva, 1960-63
- Tony Zendejas, 1991-94

## Points

**Career**
- 1,223 Jeff Wilkins, 1997-2007 (428 pat, 265 fg)
- 867 Greg Zuerlein, 2012-19 (264 pat, 201 fg)
- 789 Mike Lansford, 1982-90 (315 pat, 158 fg)

**Season**
- 163 Jeff Wilkins, 2003 (39 fg, 46 pat)
- 160 Marshall Faulk, 2000 (26 td, 2 two-point conv.)
- 158 Greg Zuerlein, 2017 (36 fg, 35 pat)

**Season, Rookie**
- 120 Eric Dickerson, 1983 (20 td)
- 118 Frank Corral, 1978 (31 pat, 29 fg)
- 95 Greg Zuerlein, 2012 (26 pat, 23 fg)

**Game**
- 24 Bob Shaw, vs. Washington, 12/11/49 (4 td)
- Elroy Hirsch, vs. New York Yanks, 9/28/51 (4 td)
- Harold Jackson, vs. Dallas, 10/14/73 (4 td)
- Az-Zahir Hakim, at Cincinnati, 10/3/99 (4 td)
- Isaac Bruce, vs. San Francisco, 10/10/99 (4 td)
- Marshall Faulk, at San Francisco, 10/29/00 (4 td)
- Marshall Faulk, vs. Minnesota, 12/10/00 (4 td)
- Marshall Faulk, at Tampa Bay, 12/18/00 (4 td)
- Marshall Faulk, vs. Indianapolis, 12/30/01 (4 td)
- Marshall Faulk, vs. Seattle, 10/20/02 (4 td)
- Steven Jackson, at Minnesota, 12/31/06 (4 td)
- Todd Gurley II, at Seattle, 12/17/17 (4 td)
- 23 Greg Zuerlein, at Dallas, 10/1/17 (7 fg, 2 pat)
- 22 Todd Gurley II, vs. Arizona 9/16/18 (3 td, 2-2pt.)
- 21 Jeff Wilkins, vs. San Diego, 10/1/00 (5 fg, 6 pat)

**Game, Opponent**
- 26 Gordy Soltau, at San Francisco, 10/28/51 (3 td, 1 fg, 5 pat)
- 24 Many times, last by Ron Moore, at Phoenix, 12/4/93 (4 td)
- 21 Two times, last by Rich Karlis, at Minnesota, 11/15/89 (7 fg)

## Touchdowns

**Career**
- 85 Marshall Faulk, 1999-2006 (58 r, 27 p)
- 84 Isaac Bruce, 1994-2007 (84 p)
- 74 Torry Holt, 1999-2008 (74 p)

**Season**
- 26 Marshall Faulk, 2000 (18 r, 8 p)
- 21 Todd Gurley II, 2018 (17 r, 4 p)
- Marshall Faulk, 2001 (12 r, 9 p)

**Game**
- 4 Bob Shaw, vs. Washington, 12/11/49 (4 p)
- Elroy Hirsch, vs. New York Yanks, 9/28/51 (4 p)
- Harold Jackson, vs. Dallas, 10/14/73 (4 p)
- Az-Zahir Hakim, at Cincinnati, 10/3/99 (3p, 1 pr)
- Isaac Bruce, vs. San Francisco, 10/10/99 (4 p)
- Marshall Faulk, at San Francisco, 10/29/00 (2 r, 2 p)
- Marshall Faulk, vs. Minnesota, 12/10/00 (4 r)
- Marshall Faulk, at Tampa Bay, 12/18/00 (3 r, 1 p)
- Marshall Faulk, vs. Indianapolis, 12/30/01 (3 r, 1 p)
- Marshall Faulk, vs. Seattle, 10/20/02 (3 r, 1 p)
- Steven Jackson, at Minnesota, 12/31/06 (3 r, 1 p)
- Todd Gurley II, at Seattle, 12/17/17 (3 r, 1 p)
- 3 Many times, last by Todd Gurley II, at San Francisco, 9/16/18
- **2 Many times, last by Cooper Kupp, at Cleveland, 9/22/19**

**Game, Opponent**
- 4 Lenny Moore, at Baltimore, 10/16/60 (4 r)
- Ron Moore, at Phoenix, 12/4/93 (4 r)
- 3 Many times, last by Torrey Smith, Baltimore, 9/25/11
- 2 Many times, Last by Christian McCaffrey, at Carolina, 9/8/19

**Most Consecutive Games Scoring Touchdown**
- 13 Todd Gurley II, 2017-18
- 11 Elroy Hirsch, 1950-51
- 10 Eric Dickerson, 1983
- Greg Bell, 1988-89
- 9 Marshall Faulk, 2001-02

## Point After Attempts

**Most Attempted, Career**
- 429 Jeff Wilkins, 1997-2007
- 336 Bob Waterfield, 1945-52
- 325 Mike Lansford, 1982-90

**Most Attempted, Season**
- 64 Jeff Wilkins, 1999
- 58 Bob Waterfield, 1950
- 52 Frank Corral, 1980

**Most Attempted, Game**
- 9 Bob Waterfield vs. Baltimore, 10/22/50
- 8 Paige Cothren, vs. San Francisco, 11/9/58
- Tom Dempsey, vs. Atlanta, 12/4/76
- Chip Lohmiller, vs. Atlanta, 11/10/96
- 7 Many times, last by Greg Zuerlein, vs. Oak., 11/30/14

**Most Made, Career**
- 428 Jeff Wilkins, 1997-2007
- 315 Bob Waterfield, 1945-52
- Mike Lansford, 1982-90
- 264 Greg Zuerlein, 2012-19

**Most Made, Season**
- 64 Jeff Wilkins, 1999
- 58 Jeff Wilkins, 2001
- 54 Bob Waterfield, 1950

**Most Made, Game**
- 9 Bob Waterfield, vs. Balimore, 10/22/50
- 8 Paige Cothren, vs. San Francisco, 11/9/58
- 7 Bob Waterfield, at New York Giants, 11/14/48
- Bruce Gossett, vs. New York Giants, 11/13/66
- Jeff Wilkins, vs. Carolina 11/11/01
- Greg Zuerlein, vs. Oakland, 11/30/14

**Most Made, Game, Opponent**
- 8 Tom Feamster, at Baltimore, 11/25/56
- Cliff Patton, at Philadelphia, 10/7/50
- 7 Bob Jencks, vs. Chicago, 10/13/63
- 6 Many times, last by S. Gostkowski, vs. NE, 10/28/12

**Most Consecutive Made**
- 371 Jeff Wilkins, 1999-2007
- 165 Bruce Gossett, 1965-69
- 102 David Ray, 1970-72

**Highest Percentage Made, Career (80 attempts minimum)**
- 99.8 Jeff Wilkins, 1997-2007 (403-404)
- 98.7 Josh Brown, 2008-11 (79-80)
- 98.2 Danny Villanueva, 1960-63 (111-113)

**Most Made, No Misses, Season**
- 64 Jeff Wilkins, 1999
- 58 Jeff Wilkins, 2001
- 51 Mike Lansford, 1989

## Two Point Conversions

**Most Two Point Conversions, Career**
- 7 Marshall Faulk, 1999-2006
- 4 Todd Gurley II, 2015- 19
- 3 Isaac Bruce, 1994-2007
- 2 Jerome Bettis, 1993-95
- Tony Banks, 1996-98
- Ricky Proehl, 1998-2002

**Most Two Point Conversions, Season**
- 2 Jerome Bettis, 1994
- Marshall Faulk, 2000
- Marshall Faulk, 2004
- Todd Gurley II, 2018
- 1 Many times, last by Sam Bradford, Benny Cunningham & Isaiah Pead, 2013

**Most Two Point Conversions, Game**
- 2 Marshall Faulk, vs. Atlanta, 10/15/00 (2 runs)
- **Todd Gurley II, vs. Arizona, 9/16/18 (2 runs)**
- 1 Many times, last by Jared Cook, vs. San Francisco, 11/01/15

**Most Two Point Conversions, Opponent, Season**
- 2 Terance Mathis, Atlanta, 1994
- 2 Reggie Bush, New Orleans, 2007

**Most Two Point Conversions, Opponent, Game**
- 2 Reggie Bush, at New Orleans, 11/11/07 (2 runs)
- 1 Many times, last by Marshawn Lynch, vs. Sea., 9/13/15 (rush)

## Field Goals

**Most Attempted, Career**
- 328 Jeff Wilkins, 1997-2007
- 245 Greg Zuerlein, 2012-19
- 217 Mike Lansford, 1982-90

**Most Attempted, Season**
- 49 Bruce Gossett, 1966
- 47 David Ray, 1973
- 45 David Ray, 1970

**Most Attempted, Game**
- 7 Bob Waterfield, vs. Detroit, 12/9/51
- Jeff Wilkins, vs. Denver, 9/10/06
- Greg Zuerlein, at Dallas, 10/1/17
- 6 Five times, last by David Ray, at New Orleans, 11/26/72
- **5 Many times, Last by Greg Zuerlein, vs. Denver, 11/17/14**

**Most Attempted, Opponent,Game**
- 7 Rich Karlis, at Minnesota, 11/5/89
- 6 Five times, last by John Carney, vs. New Orleans, 9/26/04
- 5 Many times, last by Blair Walsh, vs MIN, 12/16/12

**Most Made, Career**
- 265 Jeff Wilkins, 1997-2007
- 201 Greg Zuerlein, 2012-19
- 158 Mike Lansford, 1982-90

**Most Made, Season**
- 39 Jeff Wilkins, 2003
- **38 Greg Zuerlein, 2017**
- 33 Josh Brown, 2010

**Most Made, Season, Rookie**
- 29 Frank Corral, 1978
- 23 Greg Zuerlein, 2012
- 18 Bruce Gossett, 1964
- Rafael Septien, 1977

**Most Made, Game**
- 7 Greg Zuerlein, at Dallas, 10/1/17
- 6 Jeff Wilkins, vs. Denver, 9/10/06
- 5 Four times, last by Greg Zuerlein, vs. Denver, 11/16/14

**Most Made, Opponent, Game**
- 7 Rich Karlis, at Minnesota 11/5/89
- 5 Many times, last by C. Catanzaro, at ARI, 10/4/15
- 4 Many times, last by Phil Dawson, at SF,1/3/16

**Most Consecutive Field Goals Made**
- 30 Jeff Wilkins, 1999-2001
- 19 Jeff Wilkins, 2003
- 18 Greg Zuerlein, 2016-2017

**Most Consecutive Games, Made Field Goal**
- 27 Jeff Wilkins, 2002-04
- 20 David Ray, 1970-71
- 19 Bruce Gossett, 1967-68

**Longest Field Goal**
- 61 Greg Zuerlein, at Minnesota 11/8/15
- 60 Greg Zuerlein, vs. Seattle, 9/30/12
- 58 Twice, most recently, Greg Zuerlein, vs. Tampa Bay, 9/29/19
- 57 Jeff Wilkins, vs. Arizona, 9/27/98

**Longest Field Goal, Opponent**
- 56 Joe Nedney, vs. San Francisco, 12/24/05
- 55 Adam Vinatieri, vs. New England, 12/13/98
- Jay Feely, at New York Jets, 11/9/08
- 54 Four times, last by Robbie Gould, at Chicago, 9/24/12

**Most Made, 50 or More Yards, Career**
- 33 Greg Zuerlein, 2012-19
- 26 Jeff Wilkins, 1997-2007
- 15 Josh Brown, 2008-2011
- 8 Tony Zendejas, 1991-94

**Most Made, 50 or More Yards, Season**
- 7 Greg Zuerlein, 2012
- 6 Greg Zuerlein, 2017
- Tony Zendejas, 1993
- Josh Brown, 2008
- Josh Brown, 2009
- 4 Jeff Wilkins, 2003, 2004, 2005
- Greg Zuerlein, 2014, 2018

**Most Made, 50 or More Yards, Game**
- 2 Seven times, last by Greg Zuerlein, at Min, 11/8/15
- 1 Many times, last by Greg Zuerlein, vs. TB, 9/29/19

**Most Made, 50 or More Yards, Game, Opponent**
- 3 Blair Walsh, vs. Minnesota, 12/16/12
- 2 Tom Dempsey, vs. New Orleans, 12/6/70
- Mick Luckhurst, vs. Atlanta, 10/7/84
- John Carney, vs. New Orleans, 9/26/04
- Nick Folk, vs. New York Jets, 11/19/12

**Highest Field Goal Percentage, Career (50 attempts)**
- 82.04 Greg Zuerlein, 2012-19 (201-245)
- 81.88 Josh Brown, 2008-11 (104-127)
- 80.79 Jeff Wilkins, 1997-2007 (265-328)
- 79.52 Tony Zendejas, 1991-94 (66-83)

**Highest Field Goal Percentage, Season**
- 100.0 Tony Zendejas, 1991 (17-17)
- Jeff Wilkins, 2000 (17-17)
- 95.00 Greg Zuerlein, 2017 (38-40)
- 92.86 Jeff Wilkins, 2003 (39-42)
- 92.59 Greg Zuerlein, 2013 (25-27)

## Safeties

**Most, Career**
- 3 Kevin Greene, 1985-92
- 2 Fred Dryer, 1972-81
- Jack Youngblood, 1971-84
- Kevin Carter, 1995-2000

**Most, Season**
- †2 Fred Dryer, 1973

**Most, Game**
- *2 Fred Dryer, vs. Green Bay, 10/21/73
- **1 Many players, last by Aaron Donald, at Pittsburgh, 11/10/19**

**Most, Game, Opponent**
- 1 Many times, last by John Abraham, at Arizona, 12/8/13

*NFL Record
† Ties NFL Record

## Rushing

**Most Seasons Leading Team**
- 8 Steven Jackson, 2005-12
- 6 Marshall Faulk, 1999-2006
- 5 Todd Gurley II, 2015-19
  Lawrence McCutcheon, 1973-77
- 4 Dick Bass, 1962-66
  Eric Dickerson, 1983-86

**Most Consecutive Seasons Leading Team**
- 8 Steven Jackson, 2005-12
- 6 Marshall Faulk, 1999-2006
- 5 Todd Gurley II, 2015-Present
  Lawrence McCutcheon, 1973-77
- 4 Eric Dickerson, 1983-86

## Rushing Attempts

**Career**
- 2,395 Steven Jackson, 2004-12
- 1,525 Eric Dickerson, 1983-87
- 1,447 Marshall Faulk, 1999-2006

**Season**
- 404 Eric Dickerson, 1986
- 390 Eric Dickerson, 1983
- 379 Eric Dickerson, 1984

**Season, Rookie**
- †390 Eric Dickerson, 1983
- 294 Jerome Bettis, 1993
- 250 Zac Stacy, 2013

**Game**
- 39 Jerome Bettis, vs. Chicago, 1/2/94
- 38 Eric Dickerson, at St. Louis, 9/7/86
- 36 Charles White, at Philadelphia, 9/15/85

**Game, Opponent**
- 41 Rodney Hampton, at New York Giants, 9/19/93
  Gerald Riggs, at Atlanta, 11/17/85
- 35 Lynn Cain, Atlanta, 10/7/84
  Gerald Riggs, Atlanta, 10/12/86
- 33 Shaun Alexander, at Seattle, 11/13/05
  Maurice Jones-Drew, at Jacksonville, 10/18/09

## Rushing Yards

**Career**
- 10,135 Steven Jackson, 2004-12
- 7,245 Eric Dickerson, 1983-87
- 6,959 Marshall Faulk, 1999-2006

**Season**
- *2,105 Eric Dickerson, 1984
- 1,821 Eric Dickerson, 1986
- 1,808 Eric Dickerson, 1983

**Season, Rookie**
- 1,808 Eric Dickerson, 1983
- 1,429 Jerome Bettis, 1993
- 1,106 Todd Gurley II, 2015
- 973 Zac Stacy, 2013

**Game**
- 247 Willie Ellison, vs. New Orleans, 12/5/71
- 223 Tom Wilson, vs. Green Bay, 12/16/56
- 221 Greg Bell, vs. Green Bay, 9/24/89

**Game, Rookie**
- 223 Tom Wilson, vs. Green Bay, 12/16/56
- 212 Jerome Bettis, at New Orleans, 12/12/93
- 199 Eric Dickerson, vs. Detroit, 10/2/83
- 159 Todd Gurley II, at Green Bay, 10/11/15

**Game, Opponent**
- 253 DeMarco Murray, at Dallas, 10/23/11
- 237 Jim Brown, at Cleveland, 11/24/57
- 228 Beanie Wells, vs. Arizona, 11/27/11
- 212 Adrian Peterson, vs. Minnesota, 12/16/12

**Longest Run**
- 92t Kenny Washington, at Chicago Cardinals, 11/2/47
- 89t Tre Mason, vs. Oakland, 11/20/14
- 85t Eric Dickerson, at New York Jets, 9/25/83
- 84t Tom Harmon, at Chicago Bears, 10/13/46

**Longest Run, Opponents**
- 91t DeMarco Murray, at Dallas, 10/23/11
- 82t Adrian Peterson, vs. Minnesota, 12/16/12
- 80 Jamaal Charles, vs. Kansas City, 12/19/10
- 76t Najeh Davenport, vs. Green Bay, 10/19/03

**Most Seasons, 1,000 or More Yards**
- 8 Steven Jackson, 2005-12
- 4 Lawrence McCutcheon, 1973-74, 1976-77
  Eric Dickerson, 1983-86
- 3 Marshall Faulk, 1999-01
  Todd Gurley II, 2015, 2017, 2018
- 2 Dick Bass, 1962, 1966
  Wendell Tyler, 1979, 1981
  Greg Bell, 1988-89
  Jerome Bettis, 1993-94

**Most Consecutive Seasons, 1,000 or More Yards**
- 8 Steven Jackson, 2005-12
- 4 Eric Dickerson, 1983-86
- 3 Marshall Faulk, 1999-01

**Most Games, 100 or More Yards, Career**
- 38 Eric Dickerson, 1983-87
- 33 Steven Jackson, 2004-12
- 27 Marshall Faulk, 1999-2006

**Most Games, 100 or More Yards, Season**
- 11 Eric Dickerson, 1984
- 9 Eric Dickerson, 1983
- 7 Jerome Bettis, 1993
  Marshall Faulk, 1999
  Steven Jackson, 2009

**Most Consecutive Games, 100 or More Yards**
- 6 Eric Dickerson, 1984
- 5 Eric Dickerson, 1986
- 4 Eric Dickerson, 1983, 1984
  Jerome Bettis, 1994
  Marshall Faulk, 1999
  Marshall Faulk, 2003
  Steven Jackson, 2009

## Average Rushing Gain

**Career (500 att.)**
- 5.182 Dan Towler, 1950-55 (674-3,493)
- 4.833 Paul (Tank) Younger, 1949-57 (682-3,296)
- 4.809 Marshall Faulk, 1999-2006 (1,447-6,959)

**Season (Qualifiers)**
- 7.40 Kenny Washington, 1947 (60-444)
- 7.26 Skeet Quinlan, 1953 (97-705)
- 6.77 Dan Towler, 1951 (126-854)

**Game (10 att.)**
- 14.6 Dan Towler, at Baltimore, 11/22/53 (14-205)
- 13.2 Kenny Washington, at Chicago Cardinals, 11/2/47 (11-145)
- 13.1 Dan Towler, at Green Bay, 10/21/51 (11-144)

**Game (10 att.), Opponent**
- 13.8 George Taliaferro, vs. New York Yanks, 11/18/51 (12-166)
- 13.3 Frank Reagan, vs. New York Giants, 12/1/46 (10-133)
- 12.6 Delvin Williams, vs. Miami, 11/9/80 (12-151)

## Rushing Touchdowns

**Career**
- 58 Todd Gurley II, 2015-19
- 58 Marshall Faulk, 1999-2006
- 56 Eric Dickerson, 1983-87
- 56 Steven Jackson, 2004-12

**Season**
- 18 Eric Dickerson, 1983
  Marshall Faulk, 2000
- 17 Todd Gurley II, 2018
- 16 Greg Bell, 1988
- 15 Greg Bell, 1989

**Season, Rookie**
- †18 Eric Dickerson, 1983
- *10* *Todd Gurley II, 2015*
- 7 Jerome Bettis, 1993
- 7 Zac Stacy, 2013
- 6 Dan Towler, 1952

**Game**
- 4 Marshall Faulk, vs. Minnesota, 12/10/00
- 3 Many times, last by Todd Gurley II, vs. Arizona, 9/16/18

**Game, Opponent**
- 4 Jim Brown, at Cleveland, 11/24/57
  Ron Moore, at Phoenix, 12/4/93
- 3 Many times, last by Maurice Jones-Drew, at Jacksonville, 10/18/09
- 2 Many times, last by Beanie Wells, at ARI, 11/25/12

## Passing

**Most Seasons Leading Team**
9 Roman Gabriel, 1963-72
8 Jim Everett, 1986-92
Marc Bulger, 2002-09
6 Norm Van Brocklin, 1950, 1952-1955, 1957

**Most Consecutive Seasons Leading Team**
9 Roman Gabriel, 1963-72
8 Jim Everett, 1986-92
Marc Bulger, 2002-09
4 Norm Van Brocklin, 1952-1955

## Passer Rating

**Highest, Career (1,500 att.)**
97.2 Kurt Warner, 1998-2003
91.7 Jared Goff, 2016-present
84.4 Marc Bulger, 2001-09

**Highest, Season (Qualifiers)**
109.2 Kurt Warner, 1999
101.8 Trent Green, 2000
101.4 Kurt Warner, 2001

**Season, Rookie (Qualifiers)**
81.8 Dieter Brock, 1985
76.5 Sam Bradford, 2010
72.4 Bob Waterfield, 1945

## Passing Attempts

**Career**
3,313 Roman Gabriel, 1962-72
3,277 Jim Everett, 1986-93
3,171 Marc Bulger, 2001-09

**Season**
590 Sam Bradford, 2010
588 Marc Bulger, 2006
**581 Jared Goff, 2019**

**Season, Rookie**
590 Sam Bradford, 2010
368 Tony Banks, 1996
365 Dieter Brock, 1985

**Game**
**68 Jared Goff, vs. Tampa Bay, 9/29/19**
62 Marc Bulger, at New York Giants, 10/2/05
56 Marc Bulger, at San Francisco, 9/11/05

**Game, Opponent**
58 Kent Graham, at Arizona, 9/29/96
56 Drew Brees, vs. New Orleans, 12/15/2013
54 Peyton Manning, vs. Denver, 11/16/14
52 Tony Eason, vs. New England, 11/16/86
Neil Lomax, at St. Louis, 11/4/84
Mark Brunell vs. Jacksonville, 10/20/96
Ryan Lindley, at Arizona, 11/25/12

## Passing Completions

**Career**
1,969 Marc Bulger, 2001-09
1,847 Jim Everett, 1986-93
1,705 Roman Gabriel, 1962-72

**Season**
**394 Jared Goff, 2019**
375 Kurt Warner, 2001
370 Marc Bulger, 2006

**Season, Rookie**
354 Sam Bradford, 2010
218 Dieter Brock, 1985
192 Tony Banks, 1996

**Game**
**45 Jared Goff, vs. Tamp Bay, 9/29/19**
40 Marc Bulger, at New York Giants, 10/2/05
36 Marc Bulger, vs. San Diego, 11/10/02
35 Dieter Brock, vs. San Francisco, 10/27/85
Kurt Warner, at Seattle, 9/10/00
Marc Bulger, at Green Bay, 11/29/04
Sam Bradford, vs. Minnesota, 12/16/12
**Jared Goff, vs. Philadelphia, 12/16/18**

**Game, Opponent**
39 Drew Brees, vs. New Orleans, 12/15/2013
37 Richard Todd, at New York Jets, 9/25/83
Kent Graham, at Arizona, 9/29/96
Mark Brunell, vs. Jacksonville, 10/20/96
36 Tony Eason, vs. New England, 11/16/86
Josh McCown, vs. Chicago, 11/24/13

**Consecutive Passes Completed**
20 Case Keenum vs. Detroit Lions, 10/16/16
18 Jim Everett, vs. New York Giants, 11/12/89
16 Jim Everett, vs. Kansas City, 11/10/91

## Completion Percentage

**Career (500 att.)**
66.4% Kurt Warner, 1998-2003 (1,688-1,121)
**62.4% Jared Goff, 2016-present (1,186-1,900)**
62.1% Marc Bulger, 2001-09 (2,924-1,829)

**Season (min. 200 att.)**
68.7% Kurt Warner, 2001 (546-375)
67.7% Kurt Warner, 2000 (347-235)
66.2% Marc Bulger, 2004 (495-321)

**Season, Rookie (min. 100 att.)**
60.0% Sam Bradford, 2010 (590-354)
59.7% Dieter Brock, 1985 (365-218)
56.3% Ryan Fitzpatrick, 2005 (135-76)

**Game (20 att.)**
86.9% Kurt Warner, vs. San Francisco, 10/10/99 (23-20)
85.7% Jim Everett, vs. New York Giants, 10/18/92 (21-18)
85.5% Austin Davis, vs. Seattle, 10/20/14 (20-17)
84.4% Kurt Warner, vs. Minnesota 12/10/00 (32-27)

**Game (20 att.), Opponent**
91.3% Vinny Testaverde, vs. Cleveland, 12/26/93 (21-23)
84.6% Kerry Collins, vs. New York Giants, 9/15/02 (22-26)
85.7% Alex Smith, vs. Kansas City, 10/27/14 (24-28)
84.4% Carson Palmer, at Arizona, 12/8/13 (27-32)

## Passing Yards

**Career**
23,758 Jim Everett, 1986-93
22,814 Marc Bulger, 2001-09
22,223 Roman Gabriel, 1962-72

**Season**
4,830 Kurt Warner, 2001
**4,688 Jared Goff, 2018**
**4,638 Jared Goff, 2019**

**Season, Rookie**
3,512 Sam Bradford, 2010
2,658 Dieter Brock, 1985
2,544 Tony Banks, 1996

**Game**
*554 Norm Van Brocklin, vs New York Yanks, 9/28/51
**517 Jared Goff, vs. Tampa Bay, 9/29/19**
509 Vince Ferragamo, vs. Chicago, 12/26/82

**Game, Opponent**
483 Boomer Esiason, vs. Cincinnati, 10/7/90
478 Patrick Mahomes, vs. Kansas City, 11/19/18
462 Steve Young, vs. San Francisco, 11/28/93

**Most Seasons, 3,000 or More Passing Yards**
5 Jim Everett, 1988-92
3 Kurt Warner, 1999-01
Marc Bulger, 2003-04, 2006
2 Vince Ferragamo, 1980, 1983
Sam Bradford, 2010, 2012
**Jared Goff, 2017, 2018**

**Most Games, 300 or More Passing Yards, Career**
30 Kurt Warner, 1998-2003
27 Marc Bulger, 2001-09
20 Jim Everett, 1986-93

**Most Games, 300 or More Passing Yards, Season**
9 Kurt Warner, 1999
Kurt Warner, 2001
8 Marc Bulger, 2006
7 Kurt Warner, 2000
**Jared Goff, 2018**

**Most Consecutive Games, 300 or More Passing Yards**
6 Kurt Warner, 2000
4 Kurt Warner, 1999
**Jared Goff, 2018**
3 Jim Everett, 1989, 1991
Mark Rypien, 1995
Marc Bulger, 2006

**Longest Pass Completion**
96t Frank Ryan (to Matson), vs. Pittsburgh, 10/1/61
95t Bill Munson (to Pope), vs. Green Bay, 12/3/64
**94t Jared Goff (to Woods), vs Houston, 11/12/17**
**Opponent, Longest Pass Completion**
98t Jim Hart (to Rashad), at St. Louis, 12/10/72
95t Joe Montana (to Taylor), vs. San Francisco, 12/11/89
91t Bart Starr (to Dowler), vs. Green Bay, 12/17/60

## Average Gain Passing

**Career (500 att.)**
8.56 Kurt Warner, 1998-2003 (1,688-14,447)
8.49 Norm Van Brocklin, 1959-57 (1,897-16,114)
8.01 James Harris, 1972-76 (652-5,220)
**Season (Qualifiers)**
10.14 Norm Van Brocklin, 1954 (260-2,637)
9.88 Kurt Warner, 2000 (347-3,429)
9.61 Bob Waterfield, 1945 (172-1,653)
**Game (20 att.)**
15.40 Norm Van Brocklin, at Chicago Bears, 11/16/52
15.19 Roman Gabriel, vs. San Francisco, 11/9/69
15.03 James Harris, at Miami, 10/3/76
**Game (20 att.), Opponent**
15.86 Ed Brown, vs. Chicago, 10/9/60
14.46 Milt Plum, vs. Detroit, 11/1/64
14.44 Steve Young, vs. San Francisco, 11/28/93

## Passing Touchdowns

**Career**
154 Roman Gabriel, 1962-72
142 Jim Everett, 1986-92
122 Marc Bulger, 2001-09
**Season**
41 Kurt Warner, 1999
36 Kurt Warner, 2001
**32 Jared Goff, 2018**
**Season, Rookie**
18 Sam Bradford, 2010
16 Dieter Brock, 1985
15 Tony Banks, 1996
**Game**
5 Bob Waterfield, vs. New York Bulldogs, 11/27/49
Norm Van Brocklin, vs. Detroit, 10/29/50
Norm Van Brocklin, at New York Yanks, 9/28/51
Bob Waterfield, vs. Green Bay, 12/16/51
Roman Gabriel, vs. Cleveland, 12/12/65
Vince Ferragamo, vs. New Orleans, 11/2/80
Vince Ferragamo, vs. San Francisco, 10/23/83
Jim Everett, at New York Giants, 9/25/88
Kurt Warner, vs. San Francisco, 10/10/99
**Jared Goff, vs. Minnesota, 9/27/18**
**4 Many times, last by Jared Goff, vs. San Francisco, 12/30/18**
**Game, Opponent**
6 Patrick Mahomes, vs. Kansas City, 11/19/18
5 Dan Marino, vs. Miami, 12/14/86
4 Many times, last by Jameis Winston, vs. Tampa Bay, 9/29/19
**Most Games, Four or More Touchdowns Passes, Career**
6 Norm Van Brocklin, 1949-57
Jim Everett, 1986-93
5 Vince Ferragamo, 1977-80, 1982-84
**Jared Goff, 2016-18**
**Most Games, Four or More Touchdowns Passes, Season**
4 Vince Ferragamo, 1980
3 Kurt Warner, 2001
**Jared Goff, 2018**
2 Norm Van Brocklin, 1957
Jim Everett, 1988
Jim Everett, 1990
Kurt Warner, 2000
**Jared Goff, 2017**

## Had Intercepted

**Career**
128 Bob Waterfield, 1945-52
127 Norm Van Brocklin, 1949-57
123 Jim Everett, 1986-93
**Season**
24 Bob Waterfield, 1949
23 Vince Ferragamo, 1983
22 Bill Wade, 1958
Kurt Warner, 2001
Marc Bulger, 2003
**Game**
7 Parker Hall, vs. Green Bay, 11/18/42
Bob Waterfield, at Green Bay, 10/17/58
6 Norm Van Brocklin, vs. Baltimore, 12/4/54
Bill Wade, vs. Detroit, 10/26/56
Norm Van Brocklin, vs. Detroit, 10/13/57
Chris Chandler, at Carolina, 12/12/04
5 Norm Van Brocklin, at San Francisco, 10/28/51
Ryan Fitzpatrick, at Minnesota, 12/11/05
Gus Frerotte, at Baltimore, 10/14/07
**Most Consecutive Passes Attempted, None Intercepted**
249 Marc Bulger, 2005-06
206 Roman Gabriel, 1968-69
169 *Sam Bradford, 2010

## Lowest Perecentage Passes Intercepted

**Career (500 att.)**
2.15 Sam Bradford, 2010- (1,760-38)
**2.24 Jared Goff, 2016-Present (1,869-42)**
2.93 Marc Bulger, 2001-09 (3,171-93)
3.38 Roman Gabriel, 1962-72 (3,313-112)
**Season (Qualifiers)**
1.40 Marc Bulger, 2006 (588-8)
**1.46 Jared Goff, 2017 (477-7)**
1.75 Roman Gabriel, 1969 (399-7)
**Season, Rookie (Qualifiers)**
2.54 Sam Bradford, 2010 (590-15)
3.56 Dieter Brock, 1985 (365-13)
4.07 Tony Banks, 1996 (368-15)

## Times Sacked

**Career**
279 Roman Gabriel, 1962-72
254 Marc Bulger, 2001-09
186 Jim Everett, 1986-93
**Season**
51 Dieter Brock, 1985
49 Marc Bulger, 2006
48 Roman Gabriel, 1966
Tony Banks, 1996
**Game**
10 Bill Munson, at San Francisco, 12/6/64
James Harris, vs. San Francisco, 10/11/76
8 Roman Gabriel, at Green Bay, 9/25/66
Tony Banks, vs. San Francisco, 10/25/98
**7 Many times, Last by Jared Goff vs. Arizona, 1/1/17**
**Game, Opponent**
10 Bob Barry, vs. Atlanta 9/28/65
9 Mike Ray, vs. Tampa Bay, 11/5/78
Dave Wilson, vs. New Orleans, 11/3/85
Steve Beuerlein, at Los Angeles Raiders, 9/18/88
Rob Johnson, at Buffalo, 9/20/98
Kevin Kolb, vs. Arizona, 10/4/12
8 Joe Montana, at San Francisco, 12/18/88
Daunte Culpepper, vs. Minnesota, 11/30/03
8 Colin Kaepernick, at San Francisco, 11/3/15

## Pass Receiving - Receptions

**Most Seasons Leading Team**
9 Henry Ellard, 1984-93
7 Torry Holt, 1999-2008
5 Tom Fears, 1948-55

**Most Consecutive Seasons Leading Team**
8 Henry Ellard, 1984-91
7 Torry Holt, 2002-08
4 Jim Phillips, 1960-63

**Career**
942 Isaac Bruce, 1994-2007
869 Torry Holt, 1999-2008
593 Henry Ellard, 1983-1993

**Season**
119 Isaac Bruce, 1995
117 Torry Holt, 2003
102 Torry Holt, 2005

**Season, Rookie**
**62 Cooper Kupp, 2017**
54 Eddie Kennison, 1996
53 Donnie Avery, 2008

**Season, Running Back**
90 Steven Jackson, 2006
87 Marshall Faulk, 1999
83 Marshall Faulk, 2001

**Game**
18 Tom Fears, vs. Green Bay, 12/3/50
15 Willie Anderson, at New Orleans, 11/26/89
Isaac Bruce, vs. Miami, 12/24/95
Danny Amendola, vs. Washington, 9/16/12
14 Dick Hoerner, vs. New York Yanks, 11/19/50

**Game, Opponent**
16 Jerry Rice, at San Francisco, 11/20/94
Keenan McCardell, vs. Jacksonville, 10/20/96
13 Larry Centers, at Arizona, 9/29/96
12 Andre Rison, at Atlanta, 9/11/94

**Most Consecutive Games, Pass Reception**
153 Torry Holt, 1999-2008
81 Henry Ellard, 1986-92
Marshall Faulk, 1999-2004
70 Jim Phillips, 1958-63

**Most Seasons 50 or More Pass Receptions**
11 Isaac Bruce, 1995-97, 1999-2004, 2006-07
10 Torry Holt, 1999-2008
7 Henry Ellard, 1985, 1987-1991, 1993

## Receiving Yards

**Most Seasons Leading Team**
9 Henry Ellard, 1984-91, 1993
Torry Holt, 2000-08
5 Tom Fears, 1948-55

**Most Consecutive Seasons Leading Team**
9 Torry Holt, 2000-08
8 Henry Ellard, 1984-91
4 Jim Phillips, 1960-63

**Career**
14,109 Isaac Bruce, 1994-2007
12,660 Torry Holt, 1999-2008
9,761 Henry Ellard, 1983-93

**Season**
1,781 Isaac Bruce, 1995
1,696 Torry Holt, 2003
1,635 Torry Holt, 2000

**Season, Rookie**
924 Eddie Kennison, 1996
**869 Cooper Kupp, 2017**
788 Torry Holt, 1999

**Season, Running Back**
1,049 Marshall Faulk, 1999
830 Marshall Faulk, 2000
825 Amp Lee, 1997

**Game**
*336 Willie Anderson, at New Orleans, 11/26/89
303 Jim Benton, at Detroit, 11/22/45
238 Harold Jackson, vs. Dallas, 10/14/73

**Game, Rookie**
226 Eddie Kennison, at Atlanta, 12/15/96
208 Jim Phillips, at Green Bay, 11/16/58
163 Donnie Avery, at New England, 10/26/08

**Game, Opponent**
286 John Taylor, vs. San Francisco, 12/11/89
257 Billy Wilson, vs. San Francisco, 10/3/54
241 Jerry Rice, at San Francisco, 12/9/85

**Longest Pass Reception**
96t Ollie Matson (from Frank Ryan), vs. Pittsburgh,10/1/61
95t Bucky Pope (from Bill Munson), vs. Green Bay, 12/13/64
**94t Robert Woods (from Jared Goff), vs. Houston, 11/12/17**

**Most Seasons, 1,000 or More Yards Pass Receiving**
8 Isaac Bruce, 1995-96, 1999-2002, 2004 2006
8 Torry Holt, 2000-07
4 Henry Ellard, 1988-91

**Most Games, 100 or More Yards Pass Receiving, Career**
46 Torry Holt, 1999-2008
43 Isaac Bruce, 1994-2007
26 Henry Ellard, 1983-93

**Most Games, 100 or More Yards Pass Receiving, Season**
10 Torry Holt, 2003
9 Isaac Bruce, 1995
8 Elroy Hirsch, 1951
Torry Holt, 2000

**Most Consecutive Games, 100 or More Yards, Pass Receiving**
6 Isaac Bruce, 1995
5 Elroy Hirsch, 1951
Bob Boyd, 1954
4 **Tyler Higbee (TE), 2019**
Isaac Bruce, 2004
**3 Brandin Cooks, 2018**

**Most Consecutive Games, 150 or More Yards, Pass Receiving**
3 Isaac Bruce, 1995
2 Tom Fears, 1950-51
Torry Holt, 2000, 2003, 2004

## Average Gain - Receiving

**Career (150 receptions)**
20.5 Bob Boyd, 1950-57 (176-3,611)
20.3 Willie Anderson, 1988-94 (259-5,246)
18.3 Elroy Hirsch, 1949-57 (343-6,289)

**Game (3 receptions)**
*63.0 Torry Holt, at Atlanta, 9/24/00 (3-189)
50.3 Jack Snow, at Baltimore, 10/15/67 (3-151)
49.7 Bob Boyd, at Green Bay, 10/17/54 (3-149)

**Game (3 receptions), Opponent**
55.3 Koren Robinson, vs. Seattle, 10/20/02 (3-166)
49.3 Charley Taylor, vs. Washington, 10/22/67 (3-148)
44.0 Charles Wilson, vs. Tampa Bay, 12/11/94 (4-176)

## Receiving Touchdowns

**Career**
84 Isaac Bruce, 1994-2007
74 Torry Holt, 1999-2008
53 Elroy Hirsch, 1949-57

**Season**
17 Elroy Hirsch,1951
13 Harold Jackson, 1973
Isaac Bruce, 1995
12 Isaac Bruce, 1999
Torry Holt, 2003

**Season, Rookie**
10 Bucky Pope, 1964
8 Eddie Kennison, 1996
6 Leon Clarke, 1956
Torry Holt, 1999

**Game**
4 Bob Shaw, vs. Washington, 12/11/49
Elroy Hirsch, at New York Yanks, 9/28/51
Harold Jackson, vs. Dallas, 10/14/73
Isaac Bruce, vs. San Francisco, 10/10/99
3 Many times, Last by Torry Holt, vs. Seattle, 10/15/06
2 Many times, Last by Brandin Cooks and Josh Reynolds vs. Kansas City 12/30/18

**Game, Opponent**
4 Mike Ditka, vs. Chicago, 10/13/63
3 Many times, last by Torrey Smith, vs. Baltimore,

9/25/11
2 Many times, last by Tyreek Hill and Chris Conley, vs. Kansas City, 11/19/18

**Most Consecutive Games, Touchdown**
11 Elroy Hirsch, 1950-51
6 Henry Ellard, 1988-89
5 Jim Benton, 1938-39
Jack Snow, 1967-68
Harold Jackson, 1973
Torry Holt, 2003, 2006

## Punting

**Career**
**611 Johnny Hekker, 2012-present**
449 Donnie Jones, 2007-11
432 Dale Hatcher, 1985-89, 1991

**Season**
105 Donnie Jones, 2011
**98 Johnny Hekker, 2016**
97 Dale Hatcher, 1986
**96 Johnny Hekker, 2015**

**Season, Rookie**
93 Ken Clark, 1979
87 Dale Hatcher, 1985
**82 Johnny Hekker, 2012**
77 Rusty Jackson, 1976

**Game**
12 Parker Hall, vs. Green Bay, 11/26/39
Rusty Jackson, at San Francisco, 11/21/76
11 Danny Villanueva, vs. Dallas, 9/30/62
Danny Villanueva, at Pittsburgh, 9/13/64
Donnie Jones, vs. San Francisco, 1/3/2010
**Johnny Hekker, vs. San Francisco, 9/26/13**

**Game, Opponent**
14 George Taliafesero, vs. New York Yanks, 9/28/51
11 Tom Girard, vs. Green Bay, 12/3/50
Gerry Collins, vs. Cleveland, 12/12/65
Bobby Joe Green, at Chicago, 12/2/73
Tom Wittum, at San Francisco, 11/21/76
Hermon Weaver, at Seattle, 11/4/79
10 Many times, Last by Tommy Barnhardt, at New Orleans, 11/26/89

**Longest Punt**
88 Bob Waterfield, at Green Bay, 10/17/48
86 Bob Waterfield, at Green Bay, 10/5/47
80 Donnie Jones, at Seattle, 10/21/07
Parker Hall, vs. Philadelphia 12/3/39

**Longest Punt, Opponent**
76 Sammy Baugh, at Washington, 11/5/44
75 Sam Baker, vs. Dallas, 9/30/62
74 Jack Jacobs, at Green Bay, 10/5/47

## Average Gross Yards Punting

**Career (250 punts)**
**47.0 Johnny Hekker, 2012-present (611 - 28,742)**
46.6 Donnie Jones, 2007-11 (449 - 20,924)
44.3 Danny Villanueva, 1961-64 (296 -13,009)

**Season (Qualifiers)**
50.0 Donnie Jones, 2008 (82-4,100)
**47.9 Johnny Hekker, 2015 (96-4,601)**
**47.9 Johnny Hekker, 2017 (65-3,113)**
**47.8 Johnny Hekker, 2016 (98-4,680)**

**Season, Rookie (Qualifiers)**
**45.8 Johnny Hekker, 2012 (82-3,756)**
43.6 John Misko, 1982 (45-1,961)
43.2 Dale Hatcher, 1985 (87-3,735)

**Game (4 punts)**
**56.9 Johnny Hekker, vs. Arizona, 10/4/12 (7-398)**
**56.4 Johnny Hekker vs. Philadelphia, 12/10/17 (5-282)**
56.3 Donnie Jones, vs. Arizona, 11/22/09 (4-225)
56.2 Donnie Jones, vs. Buffalo, 9/28/08 (5-281)

**Game, Opponent (4 Punts)**
59.5 Mike Scifres, vs. Chargers, 10/17/10 (6-357)
57.3 Fred Morrison, at Chicago Bears, 11/16/52 (4-229)
56.8 Sammy Baugh, at Washington, 10/26/41 (6-341)

## Punts Had Blocked

**Career**
5 Bob Waterfield, 1945-52
4 Dale Hatcher, 1985-89, 1991
**2 Many players, last by Johnny Hekker, 2012-Present**

**Season**
2 Bob Waterfield, 1950
Jon Kilgore, 1967
Rusty Jackson, 1976
Glen Walker, 1978
Ken Clark, 1979
**1 Many times, last by Johnny Hekker, 2019**

**Most Consecutive Punts, None Blocked**
425 Donnie Jones, 2007-2011
380 Sean Landeta, 1993-96, 2003-04
370 Johnny Hekker, 2014-2019

## Punt Returns

**Most Seasons Leading Team**
5 Henry Ellard, 1983-93
4 Jon Arnett, 1957-63
Jim Bertelsen, 1972-76
3 Verda (V.T.) Smith, 1949-53
Woodley Lewis, 1950-55
Alvin Haymond, 1969-71
LeRoy Irvin, 1980-89
Eddie Kennison, 1996-98
Az-Zahir Hakim, 1998-2001

**Most Consecutive Seasons Leading Team**
5 Henry Ellard, 1983-87
4 Jim Bertelsen, 1972-76
3 Verda (V.T.) Smith, 1949-51
Woodley Lewis, 1952-54
Alvin Haymond, 1969-71
LeRoy Irvin, 1980-82
Eddie Kennison, 1996-98
Az-Zahir Hakim, 1999-2001

## Punt Returns

**Career**
158 Tavon Austin, 2013-2017
146 LeRoy Irvin, 1980-89
135 Henry Ellard, 1983-93

**Season**
56 Eddie Brown, 1979
53 Alvin Haymond, 1970
Todd Kinchen, 1995
52 Jackie Wallace, 1978

**Season, Rookie**
42 LeRoy Irvin, 1980
30 Tavon Austin, 2013
29 Darryl Henley, 1989
Eddie Kennison, 1996
27 Verda (V.T.) Smith, 1949

**Game**
7 Many times, last by Tavon Austin, vs. Atlanta, 12/11/16
6 Many times, last by Vernon Turner, vs. New England, 9/13/92
5 Many times, last by Danny Amendola, vs. San Francisco, 1/3/2010

**Game, Opponent**
8 Kevin Miller vs. Minnesota, 12/2/79
DeSean Jackson, at Philadelphia, 9/7/08
7 Many times, last by Leon Washington, vs. Seattle, 11/20/11

## Punt Return Yards Gained

**Career**
1,527 Henry Ellard, 1983-93
1,451 LeRoy Irvin, 1980-89
1,356 Tavon Austin, 2013-2017

**Season**
618 Jackie Wallace, 1978
615 LeRoy Irvin, 1981

501 Henry Ellard, 1985

**Season, Rookie**
427 Verda (V.T.) Smith, 1949
423 Eddie Kennison, 1996
296 Henry Ellard, 1983

**Game**
*207 LeRoy Irvin, at Atlanta, 11/14/81
145 Tavon Austin, at Indianapolis, 11/10/13
143 Tavon Austin, at Washington, 12/7/14

**Game, Opponent**
128 Tyrone Hughes, vs. New Orleans, 10/3/93
Darrien Gordon, at San Diego, 11/27/94
127 Patrick Peterson, at Arizona, 11/6/11
125 Dana McLemore, at San Francisco, 11/16/80
122 Robert Brooks, at Green Bay, 10/9/94

**Longest Punt Return**
*103t Robert Bailey, at New Orleans, 10/23/94
98t Tavon Austin, at Indianapolis, 11/10/13
90t Dick Bass, vs. Green Bay, 12/17/61
90t Stedman Bailey vs. Seattle, 10/19/14
88t Tom Harmon, vs. Detroit, 11/23/47
88t Nick Miller, vs. Arizona, 11/27/11

**Longest Punt Return, Opponent**
99t Patrick Peterson, at Arizona, 11/6/11
94t Darrien Gordon, at Denver, 9/14/97
93t Dana McLemore, at San Francisco, 1/2/82
90t Nate Burleson, at Seattle, 11/12/06

## Punt Return Average Yardage

**Career (Min. 75 ret.)**
11.4 Az-Zahir Hakim, 1998-2001 (112-1,278)
11.3 Henry Ellard, 1983-93 (135-1,527)
11.1 Danny Amendola, 2009-12 (81-899)

**Season (Qualifiers)**
18.5 Woodley Lewis, 1952 (19-351)
15.8 Verda (V.T.) Smith, 1949 (27-427)
15.6 Les Horvath, 1948 (13-203)

**Season, Rookie (Qualifiers)**
15.8 Verda (V.T.) Smith, 1949 (27-427)
14.6 Eddie Kennison, 1996 (29-423)
14.5 Jim Bertelsen, 1972 (16-232)

**Game (3 returns)**
40.0 Woodley Lewis at Detroit, 10/18/53 (3-120)
39.3 Jon Arnett vs. Chicago, 11/2/58 (3-118)
36.3 Tavon Austin at Indianapolis, 11/10/13 (4-145)
35.8 Tavon Austin, at Washington, 12/7/14 (4-143)
34.7 Henry Ellard at Atlanta, 10/22/84 (3-104)

**Game, Opponent (3 returns)**
36.0 Art Jones, vs. Pittsburgh, 9/7/41 (3-108)
George McAfee, at Chicago Bears, 10/10/48 (3-108)
32.0 Tyrone Hughes, vs. New Orleans, 13/3/93 (4-128)
31.8 Patrick Peterson, at Arizona, 11/6/11 (4-127)

## Punt Return Touchdowns

**Career**
4 LeRoy Irvin, 1980-89
Henry Ellard, 1983-91
3 Woodley Lewis, 1950-55
Eddie Kennison, 1996-98
Tavon Austin, 2013-2017
2 Todd Kinchen, 1992-95
Az-Zahir Hakim, 1998-2001

**Season**
3 LeRoy Irvin, 1981
2 Woodley Lewis, 1952
Henry Ellard, 1984
Todd Kinchen, 1992
Eddie Kennison, 1996
1 Many times, last by Tavon Austin, 2015

**Season, Rookie**
2 Todd Kinchen, 1992
Eddie Kennison, 1996
1 Verda (V.T.) Smith, 1949
Henry Ellard, 1983
Tavon Austin, 2013

**Game**
†2 Leroy Irvin, at Atlanta, 10/11/81
Todd Kinchen, vs. Atlanta, 12/27/92
1 Many times, last by Tavon Austin, at GB., 10/11/15

**Game, Opponent**
2 Jack Christiansen, vs. Detroit, 10/14/51
1 Many times, last by Patrick Peterson, vs. Ari. 11/25/11

## Kickoff Returns

**Most Seasons Leading Team**
5 Ron Brown, 1984-89, 1991
3 Benny Cunningham, 2014-16
Fred Gehrke, 1940, 1945-49
Jon Arnett, 1957-63
Cullen Bryant, 1973-82, 1987
Drew Hill, 1979-84
Barry Redden, 1982-86
Tony Horne, 1998-00
2 Woodley Lewis, 1950-55
Carver Shannon, 1962-64
Willie Ellison, 1967-72
Ron Smith, 1968-69
Vernon Turner, 1991-92
J.T. Thomas, 1995-98
Arlen Harris, 2003-04
Dante Hall, 2007-08
Danny Amendola, 2009-10

**Most Consecutive Seasons Leading Team**
5 Ron Brown, 1985-89
3 Benny Cunningham, 2014-16
Drew Hill, 1979-81
Barry Redden, 1982-84
Tony Horne, 1998-00
2 Woodley Lewis, 1953-54
Carver Shannon, 1963-64
Ron Smith, 1968-69
Vernon Turner, 1991-92
Arlen Harris, 2003-04
Dante Hall, 2007-08
Danny Amendola, 2009-10

## Kickoff Return Totals

**Career**
171 Drew Hill, 1979-84
169 Ron Brown, 1984-89, 1991
143 Tony Horne, 1998-2000

**Season**
66 Danny Amendola, 2009
60 Drew Hill, 1981
57 Tony Horne, 2000

**Season, Rookie**
56 Tony Horne, 1998
51 Arlen Harris, 2003
49 David Thompson, 1997

**Game**
9 Danny Amendola, at Tennessee, 12/13/09
8 Tony Horne, at Kansas City, 10/22/00
Chris Johnson, at Indianapolis, 10/17/05
Derek Stanley, vs. Pittsburgh, 12/20/07
Danny Amendola, vs. Green Bay, 9/27/09
7 Many times, last by Danny Amendola, vs. Atlanta, 11/21/10

**Game, Opponent**
8 DeRon Jenkins, vs. San Diego, 10/1/00
Bethel Johnson, at Minnesota, 12/31/06
Pierre Thomas, at New Orleans, 11/11/07
7 Tim Dwight, at Atlanta, 10/17/99
Dino Philyaw, vs. New Orleans, 11/28/99
Dino Philyaw, at New Orleans, 12/12/99
Steve Smith, vs. Carolina, 11/11/01
Maurice Morris, vs. Seattle, 10/20/02
Kevin Kasper, vs. Arizona, 12/15/02
6 Many times, last by LaRod Stephens-Howling, vs. Arizona, 12/5/10

## Kickoff Return Yards

**Career**
3,918 Ron Brown, 1984-89, 1991
3,577 Tony Horne, 1998-2000
3,438 Drew Hill, 1979-84
**Season**
1,618 Danny Amendola, 2009
1,379 Tony Horne, 2000
1,306 Tony Horne, 1998
**Season, Rookie**
1,306 Tony Horne, 1998
1,175 Arlen Harris, 2003
1,110 David Thompson, 1997
**Game**
267 Tony Horne, at Kansas City, 10/22/00
229 Derek Stanley, vs. Pittsburgh, 12/20/07
217 Danny Amendola, at Tennessee, 12/13/09
**Game, Opponent**
304 Tyrone Hughes, at New Orleans, 10/23/94
294 Wally Triplett, vs. Detroit, 10/29/50
252 Steve Smith, vs. Carolina, 11/11/01
**Longest Kickoff Return**
105t Jon Arnett, vs. Detroit, 10/29/61
Travis Williams, vs. New Orleans, 12/5/71
103t Tom Wilson, at Baltimore, 11/25/56
Tony Horne, vs. Atlanta 10/15/00
Pharoh Cooper, at Jacksonville, 10/15/17
102t Tony Horne, vs. Atlanta, 11/29/98
102 Benny Cunningham, vs. TB 12/17/15
**Longest Kickoff Return, Opponent**
105t Abe Woodson, vs. San Francisco, 11/8/53
Stefan Logan, at Detroit, 10/10/10
104t Travis Williams, vs. Green Bay, 12/9/67
103t Russ Craft, vs. Philadelphia, 10/7/50

## Kickoff Return Average Yardage

**Career (Min. 75 returns)**
27.1 Benny Cunningham, 2013-present (95-2,575)
26.3 Ron Brown, 1984-89, 91 (149-3,918)
24.7 Tony Horne, 1998-2000 (143-3,575)
23.8 Woodley Lewis, 1950-55 (109-2,575)
**Season (Qualifiers)**
33.7 Verda (V.T.) Smith, 1950 (22-742)
32.8 Ron Brown, 1985 (28-918)
31.8 Tom Wilson, 1956 (15-477)
**Season, Rookie (Qualifiers)**
31.8 Tom Wilson, 1956 (15-477)
28.0 Jon Arnett, 1957 (18-504)
27.1 Ron Waller, 1955 (17-461)
**Game (3 returns)**
51.7 Tommy Wilson, vs. Green Bay, 12/6/59
51.5 Tony Horne, vs. Atlanta, 11/29/98
50.3 Verda (V.T.) Smith, vs. Detroit 10/29/50
**Game, Opponent (3 returns)**
73.5 Wally Triplett, vs. Detroit, 10/29/50
52.7 Abe Woodson, vs. San Francisco, 11/8/53
51.8 Joe Scott, at New York Giants, 11/14/78

## Kickoff Return Touchdowns

**Career**
4 Ron Brown, 1984-89, 1991
Tony Horne, 1998-2000
3 Verda (V.T.) Smith, 1949-53
Cullen Bryant, 1973-82, 1987
2 Jon Arnett, 1957-63
**Season**
3 Verda (V.T.) Smith, 1950
Ron Brown, 1985
2 Tony Horne, 1999
1 Many times, last by Pharoh Cooper, 2017
**Game**
†2 Ron Brown, vs. Green Bay, 11/24/85
1 Many times, last by Pharoh Cooper, at Jax, 10/15/17
**Game, Opponent**
2 Tyrone Hughes, at New Orleans, 10/23/94
Devin Hester, vs. Chicago, 12/11/06
1 Many times, last by Knile Davis, at Kansas City, 10/16/14

## Field Goal Returns

**Longest Field Goal Return**
99t Jerry Williams, vs. Green Bay, 12/16/51
**Longest Field Goal Return, Opponent**
83t Kevin Ross, vs. Atlanta, 10/12/95

## Combined Kick Returns - Most Returns

**Career**
215 Woodley Lewis, 1950-55
207 Danny Amendola, 2009-12
183 Tavon Austin, 2013-present
**Season**
97 Danny Amendola, 2009
90 Danny Amendola, 2010
88 Alvin Haymond, 1970
Todd Kinchen, 1995

## Combined Kick Returns - Yards Gained

**Game**
294 Woodley Lewis, at Detroit, 10/18/53
267 Tony Horne, at Kansas City, 10/22/00
262 Dante Hall, at Dallas, 9/30/07
**Game, Opponent**
347 Tyrone Hughes, at New Orleans, 10/23/94
294 Wally Triplett, vs. Detroit, 10/29/50
267 Steve Smith, vs. Carolina, 11/11/01

## Combined Kick Returns - Touchdowns

**Career**
4 Verda (V.T.) Smith, 1949-53
Woodley Lewis, 1950-55
LeRoy Irvin, 1980-89
Henry Ellard, 1983-91
Ron Brown, 1984-89, 1991
Tony Horne, 1998-2000
3 Jon Arnett, 1957-63
Cullen Bryant, 1973-82, 1987
Eddie Kennison, 1996-1998
2 Fred Gehrke, 1940, 1945-49
Tom Kalmanir, 1949-51
Todd Kinchen, 1992-95
Az-Zahir Hakim, 1998-2001

## Combined Net Yardage - Attempts

*Includes rushing, receiving, interception returns, kickoff returns, punt returns, and fumble returns.*
**Career**
2,806 Steven Jackson, 2004-12
1,919 Marshall Faulk, 1999-2006
1,648 Eric Dickerson, 1983-87
**Season**
442 Eric Dickerson, 1983
436 Steven Jackson, 2006
432 Eric Dickerson, 1986
**Season, Rookie**
442 Eric Dickerson, 1983
320 Jerome Bettis, 1993
**250 Todd Gurley II, 2015**
**Game**
44 Jerome Bettis, vs. Chicago, 1/2/94 (ru 39, re 5)
39 Five times, last by Steven Jackson, vs. Washington, 12/24/06 (ru 33, re 6)
38 Jerome Bettis, at Kansas City, 9/25/94 (ru 35, re 2)

## Combined Net Yardage - Yards

**Career**
14,311 Isaac Bruce, 1994-2007
13,538 Steven Jackson, 2004-12
12,732 Torry Holt, 1999-2008
**Season**

2,429 Marshall Faulk, 1999
2,401 Steven Jackson, 2006
2,259 Eric Dickerson, 1984

**Season, Rookie**
2,212 Eric Dickerson, 1983
1,801 Eddie Kennison, 1996
1,673 Jerome Bettis, 1993

**Game**
336 Willie Anderson, at New Orleans, 11/26/89
314 Tavon Austin, at Indianapolis, 11/10/13
303 Jim Benton, vs. Detroit, 11/22/45
286 Marshall Faulk, vs. Atlanta, 10/15/00

## Interceptions

**Career**
46 Ed Meador, 1959-70
37 Nolan Cromwell, 1977-87
34 LeRoy Irvin, 1980-89

**Season**
*14 Dick (Night Train) Lane, 1952
12 Woodley Lewis, 1950
11 Will Sherman, 1955

**Season, Rookie**
*14 Dick (Night Train) Lane, 1952
12 Woodley Lewis, 1950
9 George Sims, 1949
Don Burroughs, 1955

**Game**
3 Many times, last by Keith Lyle, at Atlanta, 12/15/96
**2 Many times, last by Cory Littleton, vs. SF, 12/30/18**

**Game, Opponent**
4 Dave Baker, vs. San Francisco, 12/4/60
3 Many times, last by Adrian Wilson and Kerry Rhodes, vs. Arizona, 9/12/10
2 Many times, last by Patrick Peterson, at Arizona, 11/9/14

**Consecutive Games Intercepted By**
6 Will Sherman, 1954-55
5 Dick (Night Train) Lane, 1952
4 Nolan Cromwell, 1980
Kirk Collins, 1983
Oshiomogho Atogwe, 2007
Trumaine Johnson, 2015

## Interception Yards Gained

**Career**
671 Nolan Cromwell, 1977-87
654 LeRoy Irvin, 1980-89
547 Ed Meador, 1959-70

**Season**
298 Dick (Night Train) Lane, 1952
275 Woodley Lewis, 1950
205 Travis Fisher, 2003

**Season, Rookie**
298 Dick (Night Train) Lane, 1952
275 Woodley Lewis, 1950
152 Jack Morris, 1958

**Game**
107 Aaron Martin, vs. San Francisco, 10/18/64
106 Anthony Parker, vs. Jacksonville, 10/20/96
99 Johnnie Johnson, vs. Green Bay, 9/21/80
Janoris Jenkins at San Diego, 11/23/14

**Game, Opponent**
111 Ace Parker, vs. Brooklyn, 11/17/40
108 Felix Wright, vs. Cleveland, 10/26/87
105 Malcolm Jenkins, at New Orleans, 12/12/10

**Longest Returns**
99t Johnnie Johnson, vs. Green Bay, 9/21/80
99t Janoris Jenkins, at San Diego, 11/23/14
98t Alec Ogletree, at Houston, 10/13/13
97t Herb Rich, vs. Dallas Texans, 11/2/52
Bobby Smith, vs. San Francisco, 10/18/64
95t Will Sherman, vs. Green Bay, 12/16/56

**Longest Return, Opponent**
101t Richie Pettibon, at Chicago, 12/9/62
Henry Carr, vs. New York Giants, 11/13/66
99t Tim Lewis, at Green Bay, 11/18/84
Dominique Rodgers-Cromartie, at Arizona, 12/7/08
97t Reggie Rutland, at Minnesota, 12/15/91

## Interception Touchdowns

**Career**
5 Ed Meador, 1959-70
LeRoy Irvin, 1980-89
Janoris Jenkins, 2012-2015
4 Jack Pardee, 1957-70
Jim Youngblood, 1973-84
Rod Perry, 1975-82
Nolan Cromwell, 1977-87
Johnnie Johnson, 1980-89

**Season**
3 Monte Jackson, 1976
Rod Perry, 1978
Janoris Jenkins, 2012

## Fumbles - Opponents' Recovered

**Career**
19 Johnnie Johnson, 1980-89
18 Ed Meador, 1959-70
17 Nolan Cromwell, 1977-87

**Season**
5 Andy Robustelli, 1955
Bill Jabko, 1959
Ed Meador, 1961
Johnnie Johnson, 1981
Brian Young, 2003
4 Many times, last by Anthony Parker, 1995
3 Many times, last by William Hayes, 2013

**Longest Fumble Return**
98t Toby Wright, at New Orleans, 10/23/94
94t Keith Lyle, at Atlanta, 9/24/00
93t Adam Archuleta, vs. Tampa Bay, 10/18/04

**Longest Fumble Return, Opponent**
85t Eric Hill, vs. Phoenix, 9/1/91
84t Larry Brink, vs. Chicago Bears, 11/28/54
82t Donnie Edwards, vs. San Diego, 11/10/02

## Fumbles - Opponents' Fumble Ret. For TD

**Career**
2 Jack Dwyer, 1952-54
Toby Wright, 1994-97
Leonard Little, 1998
1 Mike Jones, 1997-2000
Devin Bush, 1999-2001
Dre' Bly, 1999-2002
Aeneas Williams, 2001-04
Adam Archuleta, 2001-05
Victor Adeyanju, 2006
Oshiomogho Atogwe, 2008
Janoris Jenkins, 2012
*Daren Bates, 2013*
Chris Long, 2013
Robert Quinn, 2013
Rodney McLeod, 2015
Akeem Ayers, 2015
Ethan Westbrooks, 2016
**Samson Ebukam, 2018**

## Sacks

**Career (Unofficial)**
159.5 David (Deacon) Jones, 1961-71
151.5 Jack Youngblood, 1971-84
94.0 Merlin Olsen, 1962-76

**Season**
22.0 David (Deacon) Jones, 1964 - unofficial
David (Deacon) Jones, 1968 - unofficial
**20.5 Aaron Donald, 2018**
19.0 Robert Quinn, 2013
18.0 Jack Youngblood, 1979

**Season, Rookie**
**9.0 Aaron Donald, 2014**

8.0 David (Deacon) Jones, 1961
6.0 Kevin Carter, 1995
5.0 Sean Gilbert, 1992
Robert Quinn, 2011

**Game**

5.0 Gary Jeter, at Los Angeles Raiders, 9/18/88
4.5 Kevin Greene, at San Francisco, 12/18/88
**4.0 Aaron Donald, at San Francisco, 10/21/18**
Sean Gilbert, vs. Pittsburgh, 9/12/93
Leonard Little, vs. Minnesota, 11/30/03
**3.0 Many Times, last Aaron Donald, at Arizona, 12/23/18**

**Game, Opponent**

4.0 Edmund Nelson, vs. Pittsburgh, 9/16/84
Roy Barker, vs. San Francisco 10/25/98
Darryl Tapp, at Seattle 10/21/07
3.0 Many times, last by Chris Clemons, vs. Seattle, 11/20/11

## Tackles - Combined Tackles

**Career**

1,015 James Laurinaitis, 2009-2015
915 Merlin Olsen, 1962-76
897 Jack Reynolds, 1970-80
896 David (Deacon) Jones, 1961-71

**Season**

193 London Fletcher, 2000
189 London Fletcher, 2001
185 Jim Collins, 1984

## Blocked Punts

**Career**

10 Ed Meador, 1959-70
8 Jack Youngblood, 1971-84
David (Deacon) Jones, 1961-71
6 Ivory Sully, 1979-84
Nolan Cromwell, 1977-87

**Season**

4 Ed Meador, 1964
3 Ed Meador, 1962
Irv Cross, 1966
Tony Guillory 1967
Nolan Cromwell, 1987
2 Cory Littleton, 2018

# Team Records

## Games Won

**Most Consecutive Games Won (Including postseason)**
- 11 1969
- 8 1952, 1967, 2001, 2018
- 7 1978, 1985, 1999, 2003

**Most Games Won, Season (Regular Season)**
- 14 2001
- 13 1999, 2018
- 12 1973, 1975, 1978, 2003, 2018

**Most Consecutive Games Won, Season (Including postseason)**
- 11 1969
- 8 1952, 1967, 2001, 2018
- 7 1978, 1985, 1999, 2003

**Most Consecutive Home Games Won (Regular Season)**
- 15 2002-04
- 13 1998-2000
- 11 1973-74, 1976-78

**Most Consecutive Road Games Won (Regular Season)**
- 9 2000-02
- 7 1967-68
  1968-69
  1975-76
  2017-18

## Games Lost

**Most Consecutive Games Lost (Regular Season)**
- 17 2008-09
- 12 1937-38, 1959-60
- 11 1991-92

**Most Consecutive Home Games Lost (Regular Season)**
- 14 2008-10
- 11 1961-63
- 8 1997-98

**Most Consecutive Away Games Lost (Regular Season)**
- 12 1991-92
- 10 1961-62
- 9 1956-57, 1964-65, 2008-09

## Scoring

**Most Points, Season**
- 540 2000
- 527 2018
- 526 1999

**Most Points, Opponent, Season**
- 471 2000
- 465 2008
- 438 2007

**Fewest Points, Season**
- 75 1937
- 116 1941
- 131 1938

**Fewest Points, Opponent, Season**
- 135 1975
- 136 1945
- 146 1977

**Most Points, Game**
- 70 vs. Baltimore, 10/22/50
- 65 vs. Detroit, 10/29/50
- 59 vs. Atlanta, 12/4/76
  vs. Atlanta, 11/10/96

**Most Points, Opponent, Game**
- 56 at Philadelphia, 10/8/50
  at Baltimore, 11/25/56
- 55 vs. Tampa Bay, 9/19/19
- 54 at Kansas City, 10/22/00

**Most Points, Both Teams, Game**
- 105 Rams 54, Kansas City 51, 11/19/18
- 97 Rams 70, Baltimore 27, 10/22/50
- 95 Rams 40, Tampa Bay 55, 9/29/19
- 89 Rams 52, New York Giants 37, 11/14/48
  Rams 65, Detroit 24, 10/29/50

**Fewest Points, Both Teams, Game**
- 6 Many times, last at New Orleans 6, Rams 0, 11/9/86
- 7 vs. Chicago Cardinals 7, Rams 0, 11/23/41
  at Chicago Cardinals 7, Rams 0, 9/13/42
- 9 at Green Bay 6, Rams 3, 11/14/65
  Rams 9, at Cleveland 0, 11/27/77

**Most Points Overcome to Win Game**
- 24 at Tampa Bay, 12/6/92, (trailed 3-27, won 31-27)
- 22 at Green Bay, 10/12/52, (trailed 6-28, won 30-28)
- 21 at Green Bay, 11/17/57, (trailed 3-24, won 31-27)
  at Houston, 11/27/05, (trailed 3-24, won 33-27)

**Most Points, Opponent, Overcome to Win Game**
- 23 at Green Bay, 9/12/82, (trailed 23-0, won 35-23)
- 21 vs. Denver, 12/12/82, (trailed 21-0, won 27-24)
  vs. Dallas, 9/21/14, (trailed 21-0, won 34-31)
- 18 vs. New Orleans, 10/28/01, (trailed 24-6, won 34-31)

**Most Points Overcome to Tie Game**
- 28 vs. Philadelphia, 10/3/48, (trailed 0-28, tied 28-28)
- 17 at Chicago Cardinals, 11/15/53, (trailed 17-0, tied 24-24)
- 14 at Chicago Bears, 10/13/46, (trailed 24-10, tied 24-24)
  at Chicago Cardinals, 11/20/49, (trailed 28-14, tied 28-28)
  at Minnesota, 11/25/62 ,(trailed 24-10, tied 24-24)

**Most Points, First Half**
- 44 vs. Green Bay, 9/21/80
- 38 vs. Green Bay, 9/24/89
  vs. Oakland, 11/30/14
- 36 vs. St. Louis, 12/15/85

**Most Points, Opponent, First Half**
- 42 at Baltimore, 11/25/56
- 40 at New York Jets, 11/9/08
- 38 at San Francisco, 10/28/51

**Most Points, Both Teams, First Half**
- 55 vs. New York Yanks, 11/18/51 (Rams 34, Yanks 21)
  vs. Detroit, 10/30/60 (Rams 34, Lions 21)
- 51 vs. Green Bay, 9/21/80 (Rams 44, Packers 7)
- 50 vs. Atlanta, 10/15/00 (Rams 29, Falcons 21)

**Most Points, Second Half**
- 41 vs. Detroit, 10/29/50
- 38 vs. Chicago, 11/4/51
- 35 vs. Baltimore, 10/22/50
  vs. Green Bay, 12/3/50
  vs. Atlanta, 12/4/76

**Most Points, Opponent, Second Half**
- 35 vs. Minnesota, 11/17/72
  at Green Bay, 9/12/82
- 33 vs. St. Louis, 9/23/60
- 31 vs. Cleveland, 10/7/51
  vs. San Francisco, 10/23/83
  vs. Green Bay, 9/24/89

**Most Points, Both Teams, Second Half**
- 59 vs. Kansas City, 11/19/18 (Rams 31, Chiefs 28)
- 56 vs. Minnesota, 11/17/72 (Vikings 35, Rams 21)
- 55 vs. Detroit, 10/29/50 (Rams 41, Lions 14)
  at New York Giants, 11/19/50 (Giants 28, Rams 27)

**Most Points, First Quarter**
- 26 vs. Green Bay, 12/12/53
- 24 vs. Seattle, 10/31/76
  vs. New England, 11/2/80
- 21 Many times, last vs. Oakland, 11/30/14

**Most Points, Opponent, First Quarter**
- 28 at Oakland, 10/29/72
- 21 Twice, last vs. Baltimore, 9/25/11
- 20 at Kansas City, 10/22/00

**Most Points, Both Teams, First Quarter**
- 34 vs. Baltimore, 10/22/50 (Rams 21, Colts 13)
- 33 vs. Green Bay, 12/12/53 (Rams 26, Packers 7)
- 28 vs. New Orleans, 12/5/71 (Rams 21, Saints 7)
  at Oakland, 10/29/72 (Raiders 28, Rams 0)
  vs. Dallas, 10/19/08 (Rams 21, Cowboys 7)
  vs. Chicago, 11/24/13 (Rams 21, Bears 7)

**Most Points, Second Quarter**
- 37 vs. Green Bay, 9/21/80
- 28 at New Orleans, 10/7/79

at Atlanta, 12/9/79
vs. Green Bay, 9/24/89
vs. Indianapolis, 12/30/01
24 vs. Green Bay, 12/14/58
vs. Detroit, 10/30/60
vs. Pittsburgh, 9/22/68

**Most Points, Opponent, Second Quarter**
28 Many times, last at San Francisco, 11/16/08
24 vs. Arizona, 11/2/08
23 vs. Minnesota, 12/16/12
**Most Points, Both Teams, Second Quarter**
45 vs. Detroit, 10/30/60 (Rams 24, Lions 21)
44 vs. Green Bay, 9/21/80 (Rams 37, Packers 7)
42 at Detroit, 10/12/58 (Rams 21, Lions 21)
**Most Points, Third Quarter**
*41 vs. Detroit, 10/29/50
28 vs. Chicago Cards, 11/11/51
21 Many times, last vs. Houston, 11/12/17
**Most Points, Opponent, Third Quarter**
25 vs. New Orleans, 10/28/01
21 Many times, last at Dallas, 9/30/07
20 Three times, last vs. San Francisco, 10/22/95
**Most Points, Both Teams, Third Quarter**
48 vs. Detroit, 10/29/50 (Rams 41, Lions 7)
31 at New York Giants, 11/14/48 (Giants 21, Rams 10)
at Chicago, 11/3/86 (Rams 17, Bears 14)
28 Many times, last at Cleveland, 12/12/90 (Rams 14, Browns 14)
**Most Points, Fourth Quarter**
28 vs. Chicago, 10/26/52
vs. San Francisco, 12/30/02
24 at Green Bay, 10/12/52
at Green Bay, 10/18/59
at Atlanta, 11/19/67
21 Many times, last vs. New Orleans, 10/23/05
**Most Points, Opponent, Fourth Quarter**
28 vs. San Francisco, 10/23/83
23 at Oakland, 12/18/82
22 vs. Arizona, 11/20/05
at New Orleans, 11/11/07
**Most Points, Both Teams, Fourth Quarter**
38 at New York Yanks, 11/19/50 (Yanks 21, Rams 17)
35 vs. Minnesota, 11/17/72 (Vikings 21, Rams 14)
vs. San Francisco, 10/23/83 (49ers 28, Rams 7)
vs. Kansas City, 11/19/18 (Chiefs 21, Rams 14)

## Touchdowns

**Most Touchdowns, Season**
67 2000
66 1999
64 1950
**Fewest Touchdowns, Season**
10 1937
16 1941
17 2009
**Most Touchdowns, Game**
†10 vs. Baltimore, 10/22/50
9 vs. Detroit, 10/29/50
8 Five times, last vs. Atlanta 11/10/96
**Most Touchdowns, Opponents, Game**
8 at Philadelphia, 10/8/50
at Baltimore, 11/25/56
7 at San Francisco, 12/27/87
at Kansas City, 10/22/00
at Kansas City, 12/8/02
at New Orleans, 11/27/16
vs. Kansas City, 11/19/18
6 Many times, last vs. Tampa Bay, 9/29/19
**Most Touchdowns, Both Teams, Game**
14 vs. Baltimore, 10/22/50 (Rams 10, Colts 4)
vs, Kansas City, 11/19/18 (Rams 7, Chiefs 7)
12 at New York Giants, 11/14/48 (Rams 7, Giants 5)
vs. Washington, 12/11/49 (Rams 8, Redskins 4)
vs. Detroit, 10/29/50 (Rams 9, Lions 3)
at Kansas City, 10/22/00 (Chiefs 7, Rams 5)
11 Six times, last vs. San Francisco, 10/23/83 (49ers 6, Rams 5)

## Point After Touchdown

**Most Points After Touchdowns, Season**
64 1999
59 1950
58 2000, 2001

**Most Points After Touchdowns, Game**
*10 vs. Baltimore, 10/22/50
8 vs. Detroit, 10/29/50
vs. San Francisco, 11/9/58
vs. Atlanta, 11/10/96
7 Many times, last vs. Oakland, 11/30/14
**Most Points After Touchdowns, Opponent, Game**
8 at Philadelphia, 10/8/50
at Baltimore, 11/25/56
7 at San Francisco, 12/27/87
at Kansas City, 12/8/02
at New Orleans, 11/27/16
6 Many times, last vs. Kansas City, 11/19/18

## Two-Point Conversions

**Most Two-Point Conversions, Season**
5 2012, 2018
4 1998, 2000, 2004
3 2013, 2018
2 1994, 1995, 1996, 1999, 2001, 2005
**Most Two-Point Conversions, Opponents, Season**
7 1997
3 1994, 2000
2 1988, 2007, 2015
**Most Two-Point Conversions, Game**
*4 vs. Atlanta, 10/15/00
**3 vs. Arizona 9/16/18**
**Most Two-Point Conversions, Opponent, Game**
2 at New Orleans, 11/11/07
1 Many times, last vs. San Francisco, 12/30/18
**Most Two-Point Conversion Attempts, Season**
9 2000
6 1995, 2012
5 1994, 2018
**Most Two-Point Conversion Attempts, Opponent, Season**
8 1997
6 2000
4 1994, 2007

## Field Goals

**Most Field Goals Attempted, Season**
49 1966
47 1973
45 1970
**Most Field Goals Attempted, Opponent, Season**
39 2007
38 2010
37 1993, 2011, 2012
**Most Field Goals Attempted, Game**
7 vs. Detroit, 12/9/51
vs. Denver, 9/10/06
at Dallas, 10/1/17
6 Many times, last at New Orleans, 11/26/72
5 Many times, last vs. New Orleans, 11/26/17
**Most Field Goals Attempted, Opponent,Game**
7 vs. Baltimore, 12/4/54
vs. Minnesota, 11/5/89
6 Many times, last vs. New Orleans, 9/26/04
5 Many times, last at Baltimore, 11/22/15
**Most Field Goals Made, Game**
7 at Dallas, 10/1/17
6 vs. Denver, 9/10/06
5 vs. Detroit, 12/9/51
vs. San Diego, 10/1/00
vs. Denver, 11/16/14
4 Many times, last vs. New Orleans, 11/26/17
**Most Field Goals Made, Opponent, Game**
7 vs. Minnesota, 11/5/89
5 vs. Dallas, 12/21/87
vs. New Orleans, 9/26/04

*NFL Record
† Ties NFL Record

at Baltimore, 10/14/07
vs. Minnesota, 12/16/12
4 Many times, last at Tampa Bay, 10/24/10

## Safeties

**Most Safeties, Game**
*3 vs. New York Giants, 9/30/84
2 vs. Green Bay, 10/21/73
2 at Arizona, 11/6/11
**1 Many times, last at Pittsburgh, 11/10/19**
**Most Safeties, Game, Opponent**
2 at San Francisco, 9/8/96
1 Many times, last at Chicago, 12/9/18

## First Downs

**Most First Downs, Season**
401 2018
380 2000
357 2001
**Most First Downs, Opponent, Season**
337 2013
333 1994
2009
329 1996
**Fewest First Downs, Season**
88 1937
101 1938
103 1942
**Fewest First Downs, Opponent, Season**
116 1944
124 1939
129 1945
**Most First Downs, Game**
38 vs. New York Giants, 11/13/1966
36 vs. Tampa Bay, 9/29/2019
34 vs. New York Yanks, 9/28/1951
vs. Arizona, 9/28/2003

**Most First Downs, Opponent, Game**
36 vs. Jacksonville, 10/20/1996
32 at San Francisco, 11/20/94
31 at New Orleans, 11/4/2018
31 vs. Baltimore, 11/25/2019

**Most First Downs, Both Teams, Game**
58 vs. Chicago Bears, 10/24/54 (Rams 30, Bears 28)
57 at New York Yanks, 11/19/50 (Rams 32, Yanks 25)
55 vs. Buffalo, 12/10/95 (Bills 28, Rams 27)
vs. Minnesota, 12/10/00 (Rams 32, Vikings 23)
**Fewest First Downs, Game**
2 vs. Washington, 11/21/37
3 Four times, last at Detroit, 9/24/40
4 Four times, last at Detroit, 12/14/69
**Fewest First Downs, Opponent, Game**
1 at Seattle, 11/4/79
2 vs. Atlanta, 9/23/73
4 vs. Chicago Cardinals, 9/17/38
vs. Chicago Cardinals, 10/22/39
**Fewest First Downs, Both Teams, Game**
12 vs. Chicago Cards, 10/3/37 (Rams 3, Cardinals 9)
13 at Detroit, 10/15/44 (Rams 7, Lions 7)
15 Many times, last at San Francisco, 11/21/76 (Rams 8, 49ers 7)
**Most First Downs, Rushing, Season**
177 1973
148 1983
144 1980
**Fewest First Downs, Rushing, Season**
†36 1942
51 1944
61 1982
**Fewest First Downs, Rushing, Opponent, Season**
53 1999
63 1966
64 1966, 1970
**Most First Downs, Rushing, Game**
21 at New Orleans, 11/25/73
19 vs. Atlanta, 12/4/76
18 Three times, last at Seattle, 11/4/79
**Most First Downs, Rushing, Game, Opponent**
20 at Washington, 11/25/51
18 vs. New Orleans, 12/16/79
vs. Detroit, 9/7/80
17 Twice, last vs. Baltimore, 11/25/2019
**Fewest First Downs, Rushing, Game**
0 at San Francisco, 12/6/64
vs. New York Jets, 11/15/70
at Detroit, 11/17/91
at Kansas City, 12/8/02

**Fewest First Downs, Rushing, Opponent, Game**
0 Many Times, last at Indianapolis, 11/10/13
1 Many Times, last vs. Arizona, 9/16/18
2 Many times, last vs. Oakland, 11/30/14
**Most First Downs, Passing, Season**
247 2000
236 2001
**2018**
**Most First Downs, Passing, Opponent, Season**
203 2013
198 1944
197 2012
**Fewest First Downs, Passing, Season**
23 1937
43 1944
44 1941
**Fewest First Downs, Passing, Opponent, Season**
28 1937
41 1938, 1944
43 1939
**Most First Downs, Passing, Game**
27 vs. Tampa Bay, 9/29/19
23 vs. Minnesota, 12/16/12
22 at New York Giants, 10/2/05
21 Many times, last vs. Kansas City, 11/19/18
**Most First Downs, Opponent, Passing,Game**
24 vs. Jacksonville, 10/20/96, vs. New Orleans 12/15/13
23 at Detroit Lions, 9/9/12
22 vs. Minnesota, 9/27/18
**Fewest First Downs, Passing, Game**
0 at San Francisco, 10/10/71
1 Many times, last vs. SF, 10/13/18
2 Many times, last at New Orleans, 9/15/91
**Fewest First Downs, Passing, Opponent, Game**
0 at Pittsburgh, 11/13/49
vs. Atlanta, 9/23/73
1 Many times, last at Seattle, 11/4/79
2 Many times, last vs. Atlanta, 10/26/86
**Most First Downs, Penalty, Season**
36 1998
35 2013
31 1990, 2018
29 1981, 2010, 2011, 2017, 2018
**Most First Downs, Penalty, Opponent, Season**
47 2013
40 2016
36 2018
**Fewest First Downs, Penalty, Season**
5 1953
6 1938
7 1940, 1942
**Fewest First Downs, Penalty, Opponent, Season**
4 1938, 1940
5 1937
6 1944

## Net Yards Gained - Rushing/Passing

**Most Yards Gained, Season**
7,075 2000
6,738 2018
6,690 2001
**Most Yards Gained, Opponent, Season**
5,965 2009
5,950 2008
5,885 2015
**Fewest Yards Gained, Season**
1,794 1937

2,253 1938
2,286 1941

**Fewest Yards Gained, Opponent, Season**
2,519 1945
2,717 1937
2,785 1939

**Most Yards Gained, Game**
735 vs. New York Yanks, 9/28/51
614 vs. San Diego, 10/1/00
613 at New York Yanks, 11/19/50

**Most Yards Gained, Opponent, Game**
582 vs. Cincinnati, 10/7/90
574 at Baltimore, 11/25/56
546 vs. Kansas City, 11/19/18

**Most Yards Gained, Both Teams, Game**
*1,113 at New York Yanks, 11/19/50 (Rams 636, Yanks 497)
1,001 vs. Kansas City, 11/19/18 (Rams 455, Chiefs 546)
995 vs. San Diego, 10/1/00 (Rams 614, Chargers 381)

**Fewest Yards Gained, Game**
58 at Chicago Bears, 11/29/42
81 vs. Chicago Cards 10/3/37
86 vs. Washington, 11/21/37

**Fewest Yards Gained, Opponent, Game**
*-7 at Seattle, 11/4/79
63 vs. Green Bay, 10/21/73
68 at Chicago Cards, 10/22/39

**Most Consecutive Games, 300 or More Yards**
30 2000-02
29 1949-51
22 1999-2000

## Rushing Attempts

**Most Rushing Attempts, Season**
659 1973
621 1977
615 1980

**Most Rushing Attempts, Game**
65 at Minnesota, 9/19/76
63 at Seattle, 11/4/79
61 vs. New Orleans, 10/16/77

## Rushing Yards

**Most Yards Gained Rushing, Season**
2,925 1973
2,864 1984
2,799 1980

**Most Yards Gained Rushing, Opponent, Season**
2,475 2008
2,440 1961
2,427 2011

**Fewest Yards Gained Rushing, Season**
798 1938
875 1942
929 1941

**Fewest Yards Gained Rushing, Opponent, Season**
1,119 1967
1,189 1999
1,202 1982

**Most Yards Gained Rushing, Game**
371 at New York Yanks, 11/18/51
340 at New Orleans, 11/25/73
337 vs. Carolina, 11/11/01

**Most Yards Gained Rushing, Opponent, Game**
352 at Washington, 11/25/51
330 at Cleveland, 11/24/57
vs. Detroit, 9/7/80
307 vs. New Orleans, 11/18/81

**Most Yards Gained Rushing, Both Teams, Game**
*595 vs. New York Yanks, 11/18/50 (Rams 371, Yanks 224)
548 vs. Minnesota 11/5/61 (Rams 295, Vikings 253)
506 at Green Bay, 10/22/44 (Packers 294, Rams 212)

**Fewest Yards Gained Rushing, Game**
-29 at Washington, 10/11/42
6 vs. Arizona, 11/20/05
10 at Chicago Bears, 11/29/42

**Fewest Yards Gained Rushing, Opponent, Game**
1 vs. Chicago Bears, 10/26/52
6 vs. New York Giants, 11/12/89
8 vs. New York Giants, 9/30/84

**Fewest Yards Gained Rushing, Both Teams, Game**
62 at San Francisco, 12/6/64 (Rams 15, 49ers 47)
78 at Detroit, 11/7/99 (Rams 57, Detroit 21)
82 vs. New Orleans, 9/6/98 (Rams 47, New Orleans 35)

## Rushing Touchdowns

**Most Touchdowns Rushing, Season**
28 1950
26 2000
24 1954

**Most Touchdowns Rushing, Opponent, Season**
26 1961, 2008
24 2009
22 1992, 1996, 2005

**Most Touchdowns, Rushing, Game**
7 vs. Atlanta, 12/4/76
6 vs. New York Yanks, 11/18/51
5 vs. Chicago, 10/24/54
at Detroit, 10/12/58
vs. Minnesota, 12/10/00

**Most Touchdowns, Rushing, Opponent, Game**
6 vs. Cleveland, 11/24/57
5 vs. Detroit, 10/30/60
vs. Detroit, 9/7/80
at Pittsburgh, 11/3/96
4 Many times, last at Indianapolis, 10/17/05

**Most Touchdowns Rushing, Both Teams, Game**
8 vs. New York Yanks, 11/18/51 (Rams 6, Yanks 2)
7 at Cleveland, 11/24/57 (Rams 1, Browns 6)
at Detroit, 10/12/58 (Rams 5, Lions 2)
vs. Atlanta, 12/4/76 (Rams 7, Falcons 0)
vs. Detroit, 9/7/80 (Rams 2, Lions 5)
6 Many times, last at Tampa Bay, 12/18/00 (Rams 3, Buccaneers 3)

## Passing Attempts

**Most Passes Attempted, Season**
635 2002
632 **2019**
1995

**Fewest Passes Attempted, Season**
168 1937
199 1945
208 1944

**Most Passes Attempted, Game**
62 at New York Giants, 10/2/05
61 vs. Buffalo, 12/10/95
56 at San Francisco, 9/11/05

**Most Passes Attempted, Opponent, Game**
64 vs. Philadelphia, 11/6/49
58 at Arizona, 9/29/96
vs. Atlanta, 12/2/07
at Tampa Bay, 9/25/16

**Most Passes Attempted, Both Teams, Game**
97 vs. Chicago, 12/26/99 (Bears 55, Rams 42)
at New York Giants, 10/2/05 (Rams 62, Giants 35)
96 vs. Cardinals, 9/12/10 (Cardinals 41, Rams 55)
95 vs. Kansas City, 11/19/18 (Rams 49, Chiefs 46)

**Fewest Passes Attempted, Game**
4 vs. Detroit, 9/10/37
6 vs. Chicago Cards, 11/5/39
at New York Giants, 11/10/40
8 vs. Chicago Bears, 10/9/38
at San Francisco, 11/21/76

**Fewest Passes Attempted, Opponent, Game**
†0 vs. Detroit, 9/10/37
at Pittsburgh, 11/13/49
6 at Brooklyn, 9/20/39
7 vs. Chicago Cards, 11/5/39
vs. Baltimore, 12/18/65

**Fewest Passes Attempted, Both Teams, Game**
4 vs. Detroit, 9/10/37 (Rams 4, Lions 0)
24 vs. Atlanta, 9/23/73 (Rams 15, Falcons 9)
25 Many times, last at Pittsburgh, 11/13/49 (Rams 25, Steelers 0)

## Passing Completions

**Most Passes Completed, Season**
408 2002
392 2005
380 2000

**Most Passes Completed, Game**
56 vs. Tampa Bay, 9/29/19
40 at New York Giants, 10/2/05
36 vs. San Diego, 11/10/02
35 vs. San Francisco, 10/27/85
at Seattle, 9/10/00
at Green Bay, 11/29/04
vs. Minnesota, 12/16/12
**vs. Philadelphia, 12/16/18**

**Most Passes Completed, Opponent, Game**
37 at New York Jets, 9/25/83
vs. Jacksonville, 10/20/96
at Arizona, 9/29/96
36 vs. New England, 11/16/86
vs. Chicago, 11/24/13
at Tampa Bay, 9/25/16
vs. Minnesota 9/27/18

**Most Passes Completed, Both Teams, Game**
**73 vs. Tampa Bay, 9/29/19 (Rams 45, Bucs 28)**
65 at Atlanta, 9/15/13 (Falcons 31, Rams 24)
64 vs. Kansas City, 11/19/18 (Rams 31, Chiefs 33)

**Fewest Passes Completed, Game**
1 Many times, last at New York Giants, 11/10/40
2 at San Francisco, 10/10/71
3 Many times, last at San Francisco, 11/21/76

**Fewest Passes Completed, Opponent, Game**
†0 vs. Pittsburgh, 11/13/49
2 Many times, last at Seattle, 11/4/79
3 Many times, last at Chicago, 9/24/72

**Fewest Passes Completed, Both Teams, Game**
1 vs. Detroit, 9/10/37 (Rams 1, Lions 0)
4 vs. Chicago Bears, 10/9/38 (Rams 1, Bears 3)
6 vs. Chicago Cards, 10/3/37 (Rams 3, Cardinals 3)
vs. Pittsburgh, 10/29/39 (Rams 1, Steelers 5)

## Passing Yards

**Most Yards Gained, Passing, Season**
5,492 2000
4,903 2001
4,730 2018

**Most Yards Gained, Passing, Opponent, Season**
**4,106 2018**
4,085 2000
4,024 1989

**Fewest Yards Gained, Passing, Season**
839 1937
1,261 1944
1,352 1941

**Fewest Yards Gained, Passing, Opponent, Season**
883 1937
1,248 1938
1,249 1939

**Most Yards Gained, Passing, Game**
541 vs. New York Yanks, 9/28/51
**517 vs. Tampa Bay, 9/29/19**
506 vs. Chicago, 12/26/82

**Most Yards Gained, Passing, Opponent, Game**
483 vs. Cincinnati, 10/7/90
478 vs. Kansas City, 11/19/18
475 vs. San Francisco, 11/28/93

**Most Yards Gained, Passing, Both Teams, Game**
**902 vs. Tampa Bay, 9/29/19 (Rams 517, Bucs 385)**
891 vs. Kansas City, 11/19/18 (Rams 413, Chiefs 478)
887 vs. Minnesota, 9/27/18 (Rams 465, Vikings 422)

**Fewest Yards Gained, Passing, Game**
-18 at San Francisco, 10/10/71
-5 at Dallas Texans, 11/9/52
18 vs. Pittsburgh, 10/29/39

**Fewest Yards Gained, Passing, Opponent, Game**
-30 at Seattle, 11/4/79
-1 at Green Bay, 10/13/74
0 vs. Detroit, 9/10/37
at Pittsburgh, 11/13/49

**Fewest Yards Gained, Passing, Both Teams, Game**
20 vs. Detroit, 9/10/37 (Rams 20, Lions 0)
28 at Dallas Texans, 11/9/52 (Rams -5, Texans 33)
44 at San Francisco, 11/21/76 (Rams 26, 49ers 18)

## Passing Completions Percentage

**Highest Completion Percentage, Season**
68.8 2001
66.2 2012
65.4 2005

**Highest Completion Percentage, Opponent, Season**
68.1 2013
66.8 2015
65.7 2012
**65.1 2018**

**Highest Completion Percentage, Game (10 att.)**
88.9 at San Francisco, 11/7/54
87.0 vs. San Francisco, 10/10/99
86.3 vs. Seattle, 10/19/14

**Highest Completion Percentage, Opponent,Game (10 att.)**
91.3 vs. Cleveland, 12/26/93
85.7 at Kansas City, 10/27/14
84.3 at Arizona, 12/9/13

## Passes Had Intercepted

**Fewest Passes Had Intercepted, Season**
7 1969, 2017
8 2006
10 2011

**Most Passes Had Intercepted, Season**
35 1941
34 1938
32 1981

**Most Passes Had Intercepted, Game**
7 Many times, last vs. Detroit, 10/26/58
6 Many times, last at Carolina, 12/12/04
5 Many times, last at Tennessee, 12/13/09

## Passing Touchdowns

**Most Touchdowns, Passing, Season**
42 1999
37 2000, 2001
32 2018

**Most Touchdowns, Passing, Game**
6 vs. New York Bulldogs, 11/27/49
vs. Washington, 12/11/49
vs. Detroit, 10/29/50
5 Many times, last vs. Minnesota, 9/27/18
4 Many times, last vs. San Francisco, 12/30/18

**Most Touchdowns, Passing, Opponent, Game**
6 vs. Kansas City, 11/19/18
5 vs. St. Louis, 9/23/60
vs. Chicago, 10/13/63
vs. Miami, 12/14/86
at San Francisco, 12/27/87
at New Orleans, 11/27/16
4 Many times, last at New Orleans, 11/4/18

## Sacks

**Most Sacks, Season**
57 1999
56 1980, 1985, 1988
53 1970, 2013

**Fewest Sacks, Season**
17 1991
18 1982
22 **2019**
25 2009

**Most Sacks, Game**
10 vs. Atlanta, 9/28/69
vs. San Diego, 10/4/70
9 Many times, last vs. Arizona, 10/4/12
8 Three times, last vs. Minnesota, 11/30/03

**Most Sacks, Opponent, Game**
11 at Baltimore, 11/22/64

10 at San Francisco, 12/6/74
vs. San Francisco, 10/11/76
9 at New Orleans, 12/1/85

**Most Sacks, Both Teams, Game**
16 at Baltimore, 11/22/64 (Rams 5, Colts 11)
14 at New Orleans, 10/24/76 (Rams 9, Saints 5)
13 vs. Tampa Bay, 11/5/78 (Rams 9, Buccaneers 4)

## Interceptions

**Most Interceptions, Season**
38 1952
32 1967, 1976
31 1950, 1955

**Most Interceptions, Game**
7 vs. Detroit, 11/26/44
vs. Green Bay, 11/11/45
at Chicago Bears, 10/9/49
vs. San Francisco, 10/18/64
6 at Pittsburgh, 12/4/38
at New York Yanks, 11/19/50
at Dallas, 11/9/52
at Kansas City, 10/20/85
at Atlanta, 12/15/96
5 Many times, last at Tennessee, 12/13/09

## Interception Return Yards Gained

**Most Yards, Season**
712 1952
567 1999
546 1980

**Most Yards, Opponent, Season**
518 1952
497 1995
492 2002

**Fewest Yards, Season**
5 1959
15 1938
24 1939

**Fewest Yards, Opponent, Season**
27 1938
40 1969
61 1939

**Most Yards, Game**
314 vs. San Francisco, 10/18/64
225 vs. Green Bay, 9/21/80
177 vs. Jacksonville, 10/20/96

**Most Yards, Opponent, Game**
182 vs. Dallas Texans, 11/2/52
171 at San Francisco, 11/26/95
149 at Chicago, 10/11/64

**Most Yards, Both Teams, Game**
338 vs. San Francisco, 10/18/64 (Rams 314, 49ers 24)
308 vs. Dallas Texans, 11/2/52 (Rams 126, Texans 182)
244 vs. Detroit, 11/1/53 (Rams 129, Lions 115)

**Most Touchdowns By Interceptions, Both Teams, Game**
3 vs. Detroit, 11/1/53 (Rams 2, Lions 1)
at Arizona, 12/30/07 (Rams 1, Cardinals 2)
2 Many times, last vs. Indianapolis, 9/10/17 (Rams 2)

## Punting

**Most Punts, Season**
106 2011
98 1986
2016
96 2015

**Most Punts, Opponents, Season**
108 1979
104 1978
96 1986
2016

**Most Punts, Game**
12 vs. Chicago Bears, 10/9/38
vs. Green Bay, 11/26/39
at New York, 11/10/40
at San Francisco, 11/21/76
11 Many times, last at San Francisco, 1/3/10
10 Many times, last at San Francisco, 9/12/16

**Most Punts, Opponent, Game**
14 vs. New York Yanks, 9/28/51
12 Three times, last vs. Chicago Cardinals, 11/23/41
11 Many times, last at Seattle, 11/4/79

## Average Punt Yardage

**Highest Average Distance, Punting, Season**
49.6 2008
47.9 2015, 2017
47.8 2016

**Highest Average Distance, Punting, Game (4 punts)**
56.9 vs. Arizona, 10/4/12
56.4 vs. Philadelphia, 12/10/17
56.2 vs. Buffalo, 9/28/08

**Highest Avg. Distance, Punting, Opponent, Game (4 punts)**
57.3 at Chicago Bears, 11/16/52
55.8 at Detroit 10/10/54
55.3 at Washington, 10/26/41

## Punt Returns

**Most Punt Returns, Season**
67 1978
62 1970
58 1969, 1979

**Most Punt Returns, Opponents, Season**
60 1963, 1997
59 1979
58 1998

**Fewest Punt Returns, Season**
14 1961
19 1993
22 1982

**Fewest Punt Returns, Opponent, Season**
12 2018
17 2001
22 1972

**Most Punt Returns, Game**
8 Many times, last at San Francisco, 10/25/81
7 Many times, last vs. Atlanta, 12/11/16
6 Many times, last vs. San Francisco, 9/7/97

**Most Punt Returns, Opponent, Game**
9 vs. Baltimore, 11/22/64
vs. Minnesota, 12/2/79
at Philadelphia, 9/7/08
8 at Detroit, 9/27/42
at Chicago Bears, 11/29/42
7 Many times, last vs. Seattle, 11/20/11

**Most Punt Returns, Both Teams, Game**
15 at Detroit, 9/27/42 (Rams 7, Lions 8)
at Baltimore, 11/27/66 (Rams 8, Colts 7)
14 at Atlanta, 9/12/76 (Rams 7, Falcons 7)
13 vs. Chicago, 11/23/75 (Rams 7, Bears 6)
at Atlanta, 9/18/77 (Rams 8, Falcons 5)
at Tampa Bay, 9/23/79 (Rams 7, Buccaneers 6)
vs. Minnesota, 12/2/79 (Rams 4, Vikings 9)

**Most Touchdowns, Punt Returns, Season**
3 1981
2 1947, 1949, 1952, 1984, 1992, 1996
1 1998, 1999, 2000, 2007, 2011, 2013, 2014, 2015

**Most Touchdowns, Punt Returns, Opponent, Season**
3 1951, 1994
2 1993, 2002, 2003, 2011

**Most Touchdowns, Punt Returns, Game**
†2 Twice, at Atlanta, 10/11/81, vs. Atlanta, 12/27/1992
vs. Atlanta, 12/27/92

**Most Touchdowns, Punt Returns, Game, Opponent**
2 at Detroit, 10/14/51
1 Many times, last vs. San Francisco, 12/26/10

## Fair Catches

**Most Fair Catches, Season**
25 1998, 1999, 2011
24 1989, 2011
23 1997, 2005, 2019

**Most Fair Catches, Opponent, Season**

40 2016
30 1968, 1986
28 2011
25 2015

**Most Fair Catches, Game**
4 Many times, last vs. Seattle, 11/20/11
3 Many times, last at New York Jets 11/13/16
2 Many times, last vs. Miami 11/20/16

**Most Fair Catches, Opponent, Game**
7 at San Francisco, 9/12/16
5 Four times, last at San Francisco, 11/14/10
4 Many times, last at Pittsburgh, 12/2/11

**Most Fair Catches, Both Teams, Game**
10 at San Francisco, 9/12/16 (Rams 3, 49ers 7)
8 at Baltimore, 11/8/71 (Rams 3, Colts 5)
7 Many times, last at SF, 11/14/10 (Rams 2, 49ers 5)

## Punt Return Yards Gained

**Most Yards, Punt Returns, Season**
711 1978
676 1981
640 1947

**Most Yards, Punt Returns, Opponent, Season**
681 1963
652 1998
637 1994

**Fewest Yards, Punt Returns, Season**
79 2013
102 1993
129 1960
143 2004

**Fewest Yards, Punt Returns, Opponent, Season**
55 1972
67 1971
**104 2018**

**Most Yards, Punt Returns, Game**
219 at Atlanta, 10/11/81
166 at San Francisco, 10/25/81
147 at Cincinnati 10/3/99

**Most Yards, Punt Returns, Opponents, Game**
155 vs. Washington, 9/21/63
148 at Buffalo, 11/21/04
141 at Green Bay, 10/9/94

**Most Yards, Punt Returns, Both Teams, Game**
*282 at Atlanta, 10/11/81 (Rams 219, Falcons 63)
198 at Chicago Bears, 10/10/48 (Rams 69, Bears 129)
189 at Kansas City, 12/8/02 (Rams 94, Chiefs 95)

## Kickoff Returns

**Most Kickoff Returns, Season**
84 2004
82 2007
80 2008

**Most Kickoff Returns, Opponent, Season**
86 2001
85 1999
84 1989

**Fewest Kickoff Returns, Season**
26 1945
33 1977
34 1975, 2015

**Fewest Kickoff Returns, Opponent, Season**
19 1941
22 2016
23 2017

**Most Kickoff Returns, Game**
9 vs. New Orleans, 10/28/01
at Tennessee, 12/13/09
at Detroit, 10/10/10
8 Many times, last vs. Pittsburgh, 12/20/07
7 Many times, last vs. Atlanta, 11/21/10

**Most Kickoff Returns, Opponent, Game**
9 vs. San Diego, 10/1/00
8 Many times, last vs. Green Bay, 9/27/09
7 Many times, last vs. Indianapolis, 10/25/09

**Most Kickoff Returns, Both Teams, Game**
15 vs. New Orleans, 10/28/01 (Rams 9, Saints 6)
14 vs. Chicago Bears, 10/24/54 (Rams 7, Bears 7)
at San Francisco, 11/7/54 (Rams 7, 49ers 7)
at New Orleans, 10/23/94 (Rams 7, Saints 7)
vs. San Diego, 10/1/00 (Rams 5, Chargers 9)
at Kansas City, 10/22/00 (Rams 8, Chiefs 6)

## Kickoff Return Yards Gained

**Most Yards, Kickoff Returns, Season**
1,938 2007
1,764 2009
1,761 2008

**Most Yards, Kickoff Returns, Opponent, Season**
2,194 2001
2,115 1999
1,888 2000

**Fewest Yards, Kickoff Returns, Season**
448 1945
690 1949
705 1977

**Fewest Yards, Kickoff Returns, Opponent, Season**
430 2016
463 1941
520 2017

**Most Yards, Kickoff Returns, Game**
267 at Kansas City, 10/22/00
254 vs. Chicago, 10/13/63
239 vs. St. Louis, 11/14/76

**Most Yards, Kickoff Returns, Opponent, Game**
362 vs. Detroit, 10/29/50
304 at New Orleans, 10/23/94
263 at New York Giants, 11/11/48

**Most Yards, Kickoff Returns, Both Teams, Game**
560 vs. Detroit, 10/29/50 (Rams 198, Lions 362)
501 at New Orleans, 10/23/94 (Rams 197, Saints 304)
384 at New York Giants 11/14/48 (Rams 121, Giants 263)

**Most Touchdowns, Kickoff Returns, Season**
3 1950, 1985
2 1999
1 1998, 2000, 2005, 2017

**Most Touchdowns, Kickoff Returns, Opponent, Season**
2 1950, 1964, 1967, 1981, 1994, 2001, 2002, 2003, 2006, 2007
1 Many times, last in 2009

**Most Touchdowns, Kickoff Returns, Game**
2 vs. Green Bay, 11/24/85
1 Many times, last vs. Jacksonville, 10/15/17

**Most Touchdowns, Kickoff Returns, Game, Opponent**
2 at New Orleans, 10/23/94
vs. Chicago, 12/11/06
1 Many times, last at Detroit, 10/10/10

## Fumbles

**Most Fumbles, Season**
42 1996
40 1964, 1965
39 1978, 1986

**Most Fumbles, Opponent, Season**
42 1996
40 1964, 1965
39 1978, 1986

**Fewest Fumbles, Season**
14 2010
17 1960, 2018
18 2008

**Fewest Fumbles, Opponent, Season**
13 1956
15 1974, 1982, 1994
16 1998

**Most Fumbles, Game**
8 vs. Detroit, 10/31/65
7 Many times, last vs. New Orleans, 12/16/79
6 Many times, last at New York Giants, 9/7/03

**Most Fumbles, Opponent, Game**
8 at Chicago Cards, 11/27/38
7 Many times, last vs. Arizona, 12/9/10
6 Many times, last at Green Bay, 9/4/88

**Most Fumbles, Both Teams, Game**

14 at Chicago Bears, 11/24/40 (Rams 7, Bears 7)
12 at Chicago Bears, 9/15/39 (Rams 6, Bears 6)
at Chicago Bears, 11/16/52 (Rams 7, Bears 5)
11 at New York Giants, 9/7/03 (Rams 6, Giants 5)
at New Orleans, 10/24/76 (Rams 4, Saints 7)
at New York Giants, 12/1/46 (Rams 6, Giants 5)
at Chicago Cardinals, 11/27/38 (Rams 3, Cardinals 8)

## Fumbles Lost

**Most Fumbles Lost, Season**
24 1983
23 1958
22 1953, 1965, 1978, 1986, 2001
**Most Fumbles Lost, Opponent, Season**
24 1947, 1948
22 1984, 2003
20 1966, 1983
**Most Fumbles Lost, Game**
6 vs. New England, 12/11/83
vs. Detroit, 10/31/65
at Detroit, 9/29/40
5 Many times, last vs. Phoenix, 9/1/91
4 Many times, last vs. Tampa Bay, 11/26/01
**Most Fumbles Lost, Opponent, Game**
5 at New Orleans, 10/24/76
a tGreen Bay, 9/25/66
at Detroit, 10/15/44
at Chicago Cardinals, 11/27/38
4 Many times, last vs. Cardinals, 12/9/10
3 Many times, last at Washington, 10/12/08
**Most Fumbles Lost, Both Teams, Game**
9 at Chicago Bears, 9/15/39 (Rams 5, Bears 4)
8 Many times, Last vs. New England, 12/11/83 (Rams 6, Patriots 2)
7 at Philadelphia, 12/1/02 (Rams 3, Eagles 4)
at Chicago Bears, 11/16/52 (Rams 4, Bears 3)
at Detroit, 9/29/40 (Rams 6, Lions 1)
at Chicago Cardinals, 11/27/38 (Rams 2, Cardinals 5)

## Penalties

**Most Penalties, Season**
142 1997
133 1978, 1996
131 2011
**Most Penalties, Opponent, Season**
142 1997
133 1978, 1996
126 2010
**Fewest Penalties, Season**
29 1941
45 1942
51 1959
**Fewest Penalties, Opponent, Season**
43 1945
46 1942
47 1941, 1958
**Most Penalties, Game**
15 Five times, last vs. Philadelphia, 12/18/05
14 Many times, last vs. New Orleans, 11/26/00
13 Many times, last vs. San Francisco, 11/11/12
**Most Penalties, Opponent, Game**
18 vs. Chicago Bears, 11/10/46
vs. Cleveland, 10/7/51
17 vs. New Orleans, 11/26/00
16 at Chicago Bears, 10/10/48
**Most Penalties, Both Teams, Game**
31 vs. New Orleans, 11/26/00 (Rams 14, Saints 17)
27 vs. Chicago Bears, 11/10/46 (Rams 9, Bears 18)
26 vs. New Orleans, 11/8/81 (Rams 13, Saints 13)
vs. Cincinnati, 9/1/96 (Rams 11, Bengals 15)
at Buffalo, 11/21/04 (Rams 11, Bills 15)
at San Francisco, 11/14/10 (Rams 12, 49ers 14)
**Fewest Penalties, Game**
0 vs. New Orleans, 12/9/90
vs. Baltimore, 12/18/65
at Chicago, 11/29/42
at New York, 11/16/41
**1 Many times, last at San Francisco, 10/21/18**
**2 Many times, last vs. Green Bay, 10/28/18**
**Fewest Penalties, Opponent, Game**
0 at New England 10/26/08
vs. Chicago, 9/24/95
vs. Minnesota, 11/19/72
vs. New York, 9/27/41
1 Many times, last at Seattle, 9/10/00
**2 Many times, last at San Francisco, 10/21/18**
**Fewest Penalties, Both Teams, Game**
1 vs. New York Yanks, 9/27/53 (Rams 1, Yanks 0)
2 vs. Green Bay, 12/16/62 (Rams 1, Packers 1)
vs. Baltimore, 12/18/65 (Rams 0, Colts 2)
**3 Many times, last at San Francisco, 10/21/18 (Rams 1, 49ers 2)**

## Penalty Yards

**Most Yards Penalized, Season**
1,169 1978
1,091 2016
1,065 1997
**Most Yards Penalized, Opponent, Season**
1,066 2005
1,064 1997
1,028 1951
**Fewest Yards Penalized, Season**
195 1938
220 1939
218 1937
**Fewest Yards Penalized, Opponent, Season**
220 1939
249 1938
318 1939
**Most Yards Penalized, Game**
162 vs. Baltimore, 10/22/50
149 at Dallas, 11/6/60
145 at Chicago Bears, 10/19/58
**Most Yards Penalized, Opponent, Game**
177 vs. San Francisco, 9/18/94
173 vs. Minnesota, 9/22/67
155 at Oakland, 9/10/18
150 vs. Detroit, 10/3/52
**Most Yards Penalized, Both Teams, Game**
269 vs. Green Bay, 12/3/50 (Rams 123, Packers 146)
267 vs. Minnesota, 9/22/67 (Rams 94, Vikings 173)
253 at Atlanta, 11/19/67 (Rams 135, Falcons 118)
**Fewest Yards Penalized, Game**
0 Many times, last vs. New Orleans, 12/9/90
5 Many times, Last at Arizona, 12/7/08
7 at New Orleans, 10/30/88
at Detroit, 10/12/58
**Fewest Yards Penalized, Opponent, Game**
†0 Three times, last at New England, 10/26/08
5 Many times, last at Atlanta, 10/14/93
7 at New Orleans, 10/30/88
at Green Bay 12/20/92
**Fewest Yards Penalized, Both Teams, Game**
10 vs. Green Bay, 12/16/62 (Rams 5, Packers 5)
15 vs. Chicago Cards, 11/23/41 (Rams 5, Cardinals 10)
vs. New York Yanks, 9/27/53 (Rams 15, Yanks 0)
20 Many times, last at San Francisco, 10/21/18 (Rams 10, 49ers 10)

# Rams Big Days

Bold denotes player active with Rams
Italics denotes rookie

## Big Days Rushing (150-plus yards)

| Yards | Player/Opponent | Date | Carries/TDs |
|---|---|---|---|
| 247 | Willie Ellison vs. New Orleans Saints | Dec. 5, 1971 | (26 carries, 1 TD) |
| 223 | Tom Wilson vs. Green Bay Packers | Dec. 16, 1956 | (23 carries, 0 TD) |
| 221 | Greg Bell vs. Green Bay Packers | Sept. 24, 1989 | (28 carries, 2 TD) |
| 220 | Marshall Faulk at New Orleans Saints | Dec. 24, 2000 | (32 carries, 2 TD) |
| 215 | Eric Dickerson vs. Houston oilers | Dec. 9, 1984 | (27 carries, 2 TD) |
| 213 | Charles White at St. Louis Cardinals | Nov. 15, 1987 | (34 carries, 1 TD) |
| 212 | Jerome Bettis at New Orleans Saints | Dec. 12, 1993 | (28 carries, 1 TD) |
| 210 | Greg Bell at New England Patriots | Dec. 24, 1989 | (26 carries, 1 TD) |
| 208 | Todd Gurley II at Denver Broncos | Oct. 14, 2018 | (28 carries, 2 TD) |
| 208 | Eric Dickerson at St. Louis Cardinals | Nov. 4, 1984 | (21 carries 0 TD) |
| 208 | Marshall Faulk vs. Atlanta Falcons | Oct. 15, 2000 | (25 carries, 1 TD) |
| 207 | Eric Dickerson vs. Tampa Bay Buccameers | Oct. 5, 1986 | (30 carries, 2 TD) |
| 205 | Dan Towler at Baltimore Ravens | Nov. 22, 1953 | (14 carries, 1 TD) |
| 202 | Marshall Faulk at Carolina Panthers | Dec. 23, 2001 | (30 carries, 2 TD) |
| 199 | Ollie Matson at Chicago Bears | Oct. 11, 1959 | (31 carries, 3 TD) |
| 199 | Eric Dickerson vs. Detroit Lions | Oct. 2, 1983 | (30 carries, 2 TD) |
| 195 | Trung Canidate at New York Jets | Oct. 21, 2001 | (23 carries, 2 TD) |
| 193 | Eric Dickerson at St. Louis Cardinald | Sept. 7, 1986 | (38 carries, 2 TD) |
| 192 | Eric Dickerson at New York Jets | Sept. 25, 1983 | (28 carries, 2 TD) |
| 191 | Eric Dickerson at Tampa Bay Buccaneers | Nov. 25, 1984 | (28 carries, 3 TD) |
| 183 | Marshall Faulk vs. Carolina Panthers | Nov. 11, 2001 | (15 carries, 2 TD) |
| 183 | Marshall Faulk vs. Seattle Seahawks | Oct. 20, 2002 | (32 carries, 3 TD) |
| 181 | Marshall Faulk at Atlanta Falcons | Oct. 17, 1999 | (18 carries, 1 TD) |
| 179 | Steven Jackson vs. Jacksonville Jaguars | Oct. 30, 2005 | (25 carries, 0 TD) |
| 178 | Marshall Faulk at Arizona Cardinals | Nov. 3, 2002 | (27 carries, 1 TD) |
| 170 | Eric Dickerson vs. Atlanta Falcons | Oct. 26, 1986 | (30 carries, 0 TD) |
| 169 | Dick Bass at Chicago Bears | Dec. 9, 1962 | (20 carries, 1 TD) |
| 168 | Marshall Faulk vs. Atlanta Falcons | Jan. 6, 2002 | (20 carries, 1 TD) |
| 167 | C.J. Anderson at Arizona Cardinals | Dec. 23, 2018 | (20 carries, 1 TD) |
| 166 | Ron Waller vs. Philadelphia Eagles | Sept. 30, 1956 | (20 carries, 1 TD) |
| 166 | Charles White vs. Pittsburgh Steelers | Oct. 11, 1987 | (33 carries, 1 TD) |
| 164 | Eric Dickerson at New Orleans Saints | Oct. 14, 1984 | (20 carries, 0 TD) |
| 161 | Steven Jackson at Atlanta Falcons | Dec. 28, 2008 | (30 carries, 2 TD) |
| 160 | Steven Jackson vs. Dallas Cowboys | Oct. 10, 2008 | (25 carries, 3 TD) |
| 159 | Charles White vs. Atlanta Falcons | Dec. 13, 1987 | (29 carries, 2 TD) |
| 159 | Steven Jackson vs. New Orleans Saints | Oct. 30, 2011 | (25 carries, 2 TD) |
| *159* | *Todd Gurley II at Green Bay Packers* | *Oct. 11, 2015* | *(30 carries, 0 TD)* |
| 158 | Greg Hill, at Buffalo Bills | Sept. 20, 1998 | (19 carries, 2 TD) |
| 158 | Marshall Faulk vs. Oakland Raiders | Oct. 13, 2002 | (26 carries, 0 TD) |
| 155 | Charles White at Atlanta Falcons | Oct. 18, 1987 | (31 carries, 0 TD) |
| 155 | Dan Towler vs. New York Yanks | Nov. 18, 1951 | (13 carries, 1 TD) |
| 154 | Marshall Faulk at New Orleans Saints | Dec. 12, 1999 | (29 carries, 1 TD) |
| 154 | Dan Towler vs. Chicago Bears | Oct. 25, 1953 | (24 carries, 1 TD) |
| 152 | Todd Gurley II at Seattle Seahawks | Dec. 17, 2017 | (21 carriers, 3 TD) |
| 152 | Lawrence McCutcheon at New Orleans Saints | Nov. 25, 1973 | (20 carries, 0 TD) |
| 152 | Lawrence McCutcheon at Chicago Bears | Dec. 2, 1973 | (24 carries, 0 TD) |
| 152 | Lawrence McCutcheon vs. Atlanta Falcons | Dec. 11, 1977 | (17 carries, 0 TD) |
| 150 | Eric Dickerson at Seattle Seahawks | Sept. 23, 1985 | (31 carries, 3 TD) |
| 150 | Eric Dickerson vs. Green Bay Packers | Nov. 24, 1985 | (31 carries, 1 TD) |
| 150 | Steven Jackson vs. Washington Redskins | Dec. 24, 2006 | (33 carries, 1 TD) |

## Career 100-Plus Yard Rushing Games

| Games | Player | Record |
|---|---|---|
| 38 | Eric Dickerson | 27-11 |
| 33 | Steven Jackson | 17-15-1 |
| 27 | Marshall Faulk | 27-0 |
| 22 | Lawrence McCutcheon | 19-2-1 |
| 17 | Todd Gurley II | 16-1 |
| 11 | Jerome Bettis | 3-8 |
| 10 | Dick Bass | 6-4 |
| 10 | Dan Towler | 10-0 |
| 8 | Wendell Tyler | 6-2 |
| 8 | Charles White | 7-1 |
| 7 | Greg Bell | 6-1 |
| 7 | Paul (Tank) Younger | 3-3-1 |
| 6 | Cleveland Gary | 4-2 |
| 5 | Jon Arnett | 2-3 |
| 5 | Willie Ellison | 2-2-1 |
| 5 | Ron Waller | 4-1 |
| 5 | Tim Wilson | 2-3 |
| 4 | Skeet Quinlan | 1-3 |
| 4 | Zac Stacy | 2-2 |
| 3 | Cullen Bryant | 3-0 |
| 3 | John Cappelletti | 2-0-1 |
| 3 | Ollie Matson | 2-1 |
| 3 | Lawrence Phillips | 3-0 |
| 2 | Trung Canidate | 2-0 |
| 2 | Dick Hoerner | 1-0-1 |
| 2 | Les Josephson | 2-0 |
| 2 | Joe Marconi | 2-0 |
| 2 | Elvis Peacock | 2-0 |
| 2 | Bob Thomas | 2-0 |
| 2 | Tre Mason | 2-0 |
| 2 | C.J. Anderson | 2-0 |
| 1 | Benny Cunningham | 1-0 |
| 1 | Jim Bertelsen | 1-0 |
| 1 | Robert Delpino | 1-0 |
| 1 | Harold Green | 1-0 |
| 1 | Greg Hill | 1-0 |
| 1 | Brian Leonard | 0-1 |
| 1 | Jerald Moore | 1-0 |
| 1 | Kenny Washington | 1-0 |
| 1 | Justin Watson | 1-0 |

## Regular Season Games With More Than One 100-Yard Rusher

| | |
|---|---|
| Nov. 8, 1953 vs. San Francisco | Skeet Quinlan (11-119) and Paul Younger (12-101) |
| Oct. 24, 1954 vs. Chicago Bears | Dan Towler (15-123) and Paul Younger (27-106) |
| Oct. 31, 1954 vs. Detroit | Paul Younger (18-140) and Skeet Quinlan (13-119) |
| Dec. 4, 1955 vs. Baltimore | Ron Waller (24-138) and Paul Younger (25-132) |
| Sept. 16, 1973 at Kansas City | Jim Bertelsen (28-143) and Lawrence McCutcheon (21-120) |
| Sept. 12, 1976 at Atlanta | Lawrence McCutcheon (26-115) and John Cappelletti (22-102) |
| Sept. 19, 1976 at Minnesota | John Cappelletti (28-128) and Lawrence McCutcheon (29-110) |
| Nov. 11, 1996 vs. Atlanta | Lawrence Phillips (14-106) and Harold Green (13-106) |
| Nov. 11, 2001 vs. Carolina | Marshall Faulk (15-183) and Trung Canidate (16-145) |

## Big Days Passing (350-plus yards)

| Yards | Player/Opponent | Date | Att./Comp., TDs, Ints. |
|---|---|---|---|
| 554 | Norm Van Brocklin vs. New York Yanks | Sept. 28, 1951 | (30/46, 0 TD, 0 Int) |
| **517** | **Jared Goff vs. Tampa Bay** | **Sept. 29, 2019** | **(45/68, 2 TD, 3 Int)** |
| 509 | Vince Ferragamo vs. Chicago | Dec. 26, 1982 | (30/46, 3 TD, 2 Int) |
| **465** | **Jared Goff vs. Minnesota** | **Sept. 27, 2018** | **(26/33, 5 TD, 0 Int)** |
| 454 | Jim Everett at New Orleans | Nov. 26, 1989 | (29/51, 1 TD, 2 Int) |
| 453 | Marc Bulger vs. San Diego | Nov. 10, 2002 | (36/48, 4 TD, 0 Int) |
| 450 | Marc Bulger vs. New York Jets | Jan. 2, 2005 | (29/39, 3 TD, 2 Int) |
| 448 | Marc Bulger at Green Bay | Nov. 29, 2004 | (35/53, 2 TD, 1 Int) |
| 442 | Marc Bulger at New York Giants | Oct. 2, 2005 | (40/62, 2 TD, 3 Int) |
| 441 | Kurt Warner vs. Denver | Sept. 4, 2000 | (25/35, 3 TD, 3 Int) |
| 436 | James Harris at Miami | Oct. 3, 1976 | (17/29, 2 TD, 1 Int) |
| 431 | Trent Green vs. Carolina | Nov. 5, 2000 | (29/42, 2 TD, 0 Int) |
| **424** | **Jared Goff at Arizona** | **Dec. 1, 2019** | **(32/43, 2 TD, 0 Int)** |
| **413** | **Jared Goff vs. Kansas City** | **Nov. 19, 2019** | **(31/49, 4 TD, 0 Int)** |
| 406 | Jim Hardy vs. Chicago Cardinals | Oct. 31, 1948 | (28/53, 3 TD, 2 Int) |
| 401 | Tony Banks at Atlanta | Nov. 2, 1997 | (30/42, 2 TD, 1 Int) |
| 401 | Kurt Warner at New England | Nov. 18, 2001 | (23/34, 3 TD, 2 Int) |
| **395** | **Jared Goff at Seattle** | **Oct. 3, 2019** | **(29/49, 1 TD, 1 Int)** |
| 394 | Kurt Warner vs. San Francisco | Sept. 17, 2000 | (23/34, 2 TD, 2 Int) |
| **391** | **Jared Goff vs. New Orleans** | **Nov. 4, 2018** | **(28/40, 3 TD, 1 Int)** |
| 390 | Kurt Warner vs. San Diego | Oct. 1, 2000 | (24/30, 4 TD, 0 Int) |
| 388 | Marc Bulger vs. Washington | Dec. 24, 2006 | (25/38, 4 TD, 0 Int) |
| 385 | Kurt Warner vs. New Orleans | Oct. 28, 2001 | (29/47, 1 TD, 4 Int) |
| 378 | Marc Bulger at San Francisco | Nov. 2, 2003 | (26/42, 1 TD, 2 Int) |
| 377 | Jim Everett at Philadelphia | Nov. 6, 1988 | (24/45, 2 TD, 4 Int) |
| 377 | Sam Bradford vs. Minnesota | Dec. 16, 2012 | (35/55, 3 TD, 1 Int) |
| 375 | Marc Bulger at Pittsburgh | Oct. 26, 2003 | (22/37, 1 TD, 0 Int) |
| 375 | Austin Davis at Philadelphia | Oct. 5, 2014 | (29/49, 3 TD, 0 Int) |
| 372 | Billy Wade at Green Bay | Nov. 16, 1958 | (19/42, 1 TD, 2 Int) |
| 372 | Jim Everett vs. Cincinnati | Oct. 7, 1990 | (25/46, 2 TD, 0 Int) |
| 372 | Mark Rypien vs. Buffalo | Dec. 10, 1995 | (31/55, 1 TD, 2 Int) |
| 368 | Jim Everett vs. Indianapolis | Sept. 17, 1989 | (28/35, 3 TD, 1 Int) |
| 368 | Marc Bulger vs. San Francisco | Sept. 19, 2007 | (24/41, 1 TD, 0 Int) |
| 366 | Trent Green vs. Washington | Nov. 20, 2000 | (23/38, 2 TD, 1 Int) |
| 365 | Jim Everett at Denver | Nov. 27, 1988 | (25/47, 2 TD, 1 Int) |
| 365 | Jim Everett vs. New Orleans | Dec. 9, 1990 | (31/50, 1 TD, 2 Int) |
| 362 | Marc Bulger at San Francisco | Sept. 11, 2005 | (34/56, 2 TD, 1 Int) |
| 360 | Marc Bulger vs. Seattle | Oct. 15, 2006 | (26/39, 3 TD, 1 Int) |
| 359 | Kurt Warner vs. Indianapolis | Dec. 30, 2001 | (23/30, 3 TD, 1 Int) |
| 358 | Marc Bulger vs. New Orleans | Sept. 26, 2004 | (32/49, 1 TD, 0 Int) |
| 356 | Billy Wade at Baltimore | Nov. 23, 1958 | (24/41, 0 TD, 2 Int) |
| 356 | Marc Bulger vs. Chicago | Dec. 11, 2006 | (34/55, 3 TD, 0 Int) |
| **355** | **Jared Goff vs. Houston** | **Nov. 12, 2017** | **(25/37, 3 TD, 0 Int)** |
| **354** | **Jared Goff vs. New Orleans** | **Nov. 26, 2017** | **(28/43, 2 TD, 1 Int)** |
| **354** | **Jared Goff vs. Arizona** | **Sept. 16, 2018** | **(24/34, 1 TD, 1 Int)** |
| **354** | **Jared Goff vs. Los Angeles Chargers** | **Sept. 23, 2018** | **(29/36, 3 TD, 1 Int)** |
| 354 | Jamie Martin vs. San Francisco | Dec. 24, 2005 | (33/41, 1 TD, 2 Int) |
| 354 | Marc Bulger vs. Kansas City | Nov. 5, 2006 | (31/42, 1 TD, 0 Int) |
| 353 | Tony Banks at Baltimore | Oct. 27, 1996 | (26/40, 1 TD, 1 Int) |
| 352 | Marc Bulger vs. Atlanta | Oct. 13, 2003 | (23/34, 2 TD, 2 Int) |
| 352 | Sam Bradford at Atlanta | Sept. 15, 2013 | (32/55, 3 TD, 1 Int) |
| 351 | Kurt Warner at Carolina | Dec. 5, 1999 | (22/31, 3 TD, 2 Int) |

## Career 300-Plus Yard Passing Games

| Games | Player | Record |
|---|---|---|
| 30 | Kurt Warner | 22-8 |
| 27 | Marc Bulger | 12-15 |
| 20 | Jim Everett | 10-10 |
| **18** | **Jared Goff** | **13-5** |
| 7 | Sam Bradford | 2-5 |
| 5 | Norm Van Brocklin | 4-1 |
| 3 | Tony Banks | 1-2 |
| 3 | Vince Ferragamo | 1-2 |
| 3 | Roman Gabriel | 2-1 |
| 3 | Trent Green | 2-1 |
| 3 | Chris Miller | 1-2 |
| 3 | Mark Rypien | 0-3 |

| Games | Player | Record |
|---|---|---|
| 3 | Bill Wade | 1-2 |
| 2 | Dieter Brock | 0-2 |
| 2 | Bob Waterfield | 2-0 |
| 2 | Austin Davis | 0-2 |
| 1 | Zeke Bratkowski | 1-0 |
| 1 | Ryan Fitzpatrick | 1-0 |
| 1 | Gus Frerotte | 1-0 |
| 1 | Pat Haden | 0-1 |
| 1 | Jim Hardy | 0-1 |
| 1 | James Harris | 1-0 |
| 1 | Case Keenum | 0-1 |
| 1 | Jamie Martin | 1-0 |

## Big Days Receiving (150-plus yards)

| Yards | Player/Opponent | Date | Receptions, TDs |
|---|---|---|---|
| 336* | Willie Anderson at New Orleans | Nov. 26, 1989 | (15 receptions, 1 TD) |
| 303 | Jim Benton at Detroit | Nov. 22, 1945 | (10 receptions, 1 TD) |
| 238 | Harold Jackson vs. Dallas | Oct. 14, 1973 | (7 receptions, 4 TD) |
| 233 | Isaac Bruce at Atlanta | Nov. 2, 1997 | (10 receptions, 3 TD) |
| 230 | Henry Ellard vs. Indianapolis | Sept. 17, 1989 | (12 receptions, 1 TD) |
| 229 | Isaac Bruce at Baltimore | Oct. 27, 1996 | (11 receptions, 1 TD) |
| *226* | *Eddie Kennison at Atlanta* | *Dec. 15, 1996* | *(5 receptions, 3 TD)* |
| 220 | Cooper Kupp vs. Cincinnati (London) | Oct. 27, 2019 | (7 receptions, 1 TD) |
| 220 | Ron Jessie at Miami | Oct. 3, 1976 | (7 receptions, 2 TD) |
| 210 | Isaac Bruce vs. Miami | Dec. 24, 1995 | (15 receptions, 1 TD) |
| *208* | *Jim Phillips at Green Bay* | *Nov. 16, 1958* | *(8 receptions, 1 TD)* |
| 207 | Carroll Dale at Detroit | Nov. 17, 1963 | (7 receptions, 3 TD) |
| 204 | Marshall Faulk (RB) vs. Chicago | Dec. 26, 1999 | (12 receptions, 1 TD) |
| 203 | Torry Holt vs. Indianapolis | Dec. 30, 2001 | (7 receptions, 2 TD) |
| 202 | Jim Benton at New York Yanks | Dec. 5, 1946 | (12 receptions, 2 TD) |
| 200 | Tommy McDonald vs. Cleveland | Dec. 12, 1965 | (6 receptions, 2 TD) |
| 200 | Torry Holt at San Francisco | Nov. 2, 2003 | (11 receptions, 1 TD) |
| 196 | Elroy Hirsch vs. Green Bay | Dec. 12, 1953 | (9 receptions, 0 TD) |
| 195 | Elroy Hirsch vs. Chicago Cardinals | Nov. 11, 1951 | (6 receptions, 2 TD) |
| 192 | Isaac Bruce, vs. Minnesota | Sept. 13, 1998 | (11 receptions, 1 TD) |
| 191 | Isaac Bruce, vs. Atlanta | Oct. 12, 1995 | (10 receptions, 2 TD) |
| 189 | Tom Fears vs. Green Bay | Dec. 3, 1950 | (3 receptions, 2 TD) |
| 189 | Torry Holt at Atlanta | Sept. 24, 2000 | (3 receptions, 2 TD) |
| 188 | Isaac Bruce vs. San Francisco | Sept. 17, 2000 | (8 receptions, 1 TD) |
| 183 | George Farmer vs. Chicago | Dec. 26, 1982 | (9 receptions, 1 TD) |
| 181 | Isaac Bruce at Indianapolis | Oct. 1, 1995 | (8 receptions, 2 TD) |
| 179 | Isaac Bruce vs. New Orleans | Oct. 28, 2001 | (7 receptions, 1 TD) |
| 175 | Del Shofner vs. Baltimore | Dec. 6, 1958 | (5 receptions, 1 TD) |
| 174 | Torry Holt at Pittsburgh | Oct. 26, 2003 | (7 receptions, 1 TD) |
| 173 | Elroy Hirsch at New York Yanks | Sept. 28, 1951 | (9 receptions, 4 TD) |
| 173 | Isaac Bruce vs. San Francisco | Oct. 22, 1995 | (9 receptions, 0 TD) |
| 172 | Torry Holt vs. Minnesota | Dec. 10, 2000 | (9 receptions, 0 TD) |
| **172** | **Robert Woods at Arizona** | **Dec. 1, 2019** | **(13 receptions, 0 TD)** |
| **171** | **Robert Woods vs. Houston** | **Nov. 12, 2017** | **(8 receptions, 2 TD)** |
| 171 | Henry Ellard at Detroit | Dec. 6, 1987 | (7 receptions, 1 TD) |
| 170 | Isaac Bruce at Green Bay | Nov, 29, 2004 | (9 receptions, 1 TD) |
| 169 | Del Shofner at Detroit | Nov. 15, 1959 | (5 receptions, 1 TD) |
| 168 | Elroy Hirsch at Green Bay | Oct. 11 1953 | (8 receptions, 0 TD) |
| 167 | Henry Ellard at Denver | Nov. 27, 1988 | (11 receptions, 2 TD) |
| 167 | Isaac Bruce vs. San Diego | Oct. 1, 2000 | (9 receptions, 2 TD) |
| 166 | Henry Ellard at Philadelphia | Nov. 6, 1988 | (7 receptions, 1 TD) |
| 165 | Henry Ellard vs. Atlanta | Oct. 8, 1989 | (8 receptions, 0 TD) |
| 165 | Torry Holt at Tampa Bay | Dec. 18, 2000 | (9 receptions, 1 TD) |
| 164 | Robert Woods vs. Tampa bay | Sept. 29, 2019 | (13 receptions, 0 TD) |
| 163 | Elroy Hirsch at San Francisco | Oct. 28, 1951 | (4 receptions, 1 TD) |
| 163 | Jim Phillips vs. Chicago | Sept. 23, 1961 | (9 receptions, 0 TD) |
| 163 | Henry Ellard vs. Phoenix | Nov. 19, 1989 | (7 receptions, 2 TD) |
| 163 | Isaac Bruce vs. San Diego | Nov. 10, 2002 | (10 receptions, 3 TD) |
| 163 | Torry Holt, vs. Tennessee | Sept. 25, 2005 | (9 receptions, 1 TD) |
| 163 | Torry Holt, vs. San Francisco | Dec. 24, 2005 | (10 receptions, 1 TD) |
| *163* | *Donnie Avery at New England* | *Oct. 26, 2008* | *(6 receptions, 1 TD)* |
| **162** | **Cooper Kupp vs. Minnesota** | **Sept. 27, 2018** | **(9 receptions, 2 TD)** |
| 162 | Tom Fears at New York Yanks | Sept. 28, 1951 | (7 receptions, 0 TD) |
| 161 | Torry Holt vs. Atlanta | Oct. 13, 2003 | (11 receptions, 2 TD) |
| 160 | Danny Amendola | Sept. 16, 2012 | (15 receptions, 1 TD) |
| 160 | Henry Ellard vs. Kansas City | Nov. 10, 1991 | (8 receptions, 1 TD) |
| 160 | Torry Holt vs. San Francisco | Dec. 5, 2004 | (10 receptions, 1 TD) |
| 159 | Tom Fears vs. Washington | Dec. 11, 1949 | (10 receptions, 2 TD) |
| 159 | Brandin Cooks vs. Arizona | Sept. 16, 2018 | (7 receptions, 0 TD) |
| **158** | **Todd Gurley II at Tennessee** | **Dec. 24, 2017** | **(10 receptions, 2 TD)** |
| 157 | Elroy Hirsch at New York Yanks | Nov. 19, 1954 | (5 receptions, 0 TD) |
| 157 | Bob Boyd vs. San Francisco | Oct. 3, 1954 | (5 receptions, 1 TD) |
| 155 | Tommy McDonald at Chicago | Oct. 10, 1965 | (9 receptions, 0 TD) |
| 154 | Jim Phillips at New York Giants | Oct 22, 1961 | (8 receptions, 1 TD) |
| 154 | Willie Anderson at Atlanta | Sept. 11, 1994 | (5 receptions, 1 TD) |
| 154 | Torry Holt vs. Seattle | Oct. 15, 2006 | (8 receptions, 3 TD) |
| 152 | Isaac Bruce at Cincinnati | Oct. 3, 1999 | (6 receptions, 0 TD) |

| | | | |
|---|---|---|---|
| 152 | Drew Hill at Pittsburgh | Sept. 16, 1984 | (4 receptions, 1 TD) |
| 151 | Jim Benton, at Chicago | Oct. 21, 1945 | (7 receptions, 1 TD) |
| 151 | Jim Phillips, at Dallas | Nov. 6, 1960 | (7 receptions, 2 TD) |
| 151 | Jack Snow, at Baltimore | Oct. 15, 1967 | (3 receptions, 2 TD) |
| 151 | Ron Jessie, at Atlanta | Nov. 16, 1975 | (10 receptions, 1 TD) |
| 151 | Torry Holt at Carolina | Dec. 12, 2004 | (6 receptions, 1 TD) |
| 150 | Elroy Hirsch, at San Francisco | Oct. 7, 1956 | (8 receptions, 2 TD) |
| 150 | Jack Snow, vs. Detroit | Dec. 14, 1970 | (7 receptions, 0 TD) |

*NFL Record

## Games WIth More Than One 100-Yard Receiver

| | |
|---|---|
| Dec. 11, 1949 vs. Washington | Tom Fears (10-159) and Bob Shaw (5-137) |
| Sept. 22, 1950 vs. New York Yanks | Glen Davis (5-103) and Dick Hoerner (4-105) |
| Nov. 19, 1950 at New York Yanks | Dick Hoerner (14-125) and Elroy Hirsch (8-157) |
| Sept. 28, 1951 at New York Yanks | Tom Fears (7-162), Elroy Hirsch (9-173), and Verda (V.T.) Smith (2-103) |
| Dec. 14, 1952 vs. Pittsburgh | Tom Fears (10-122) and Elroy Hirsch (4-108) |
| Oct. 4, 1953 at San Francisco | Bob Boyd (4-107) and Elroy Hirsch (9-107) |
| Sept. 26, 1954 at Baltimore | Skeet Quinlan (4-135) and Bob Boyd (4-121) |
| Oct. 10, 1954 at Detroit | Bob Boyd (8-128) and Elroy Hirsch (6-105) |
| Nov. 21, 1954 at New York Giants | Bob Boyd (5-103) and Tom Fears (9-136) |
| Dec. 12, 1954 vs. Green Bay | Bob Boyd (4-106) and Elroy Hirsch (5-119) |
| Oct. 7, 1956 at San Francisco | Elroy Hirsch (8-150) and Bob Boyd (7-119) |
| Nov. 23, 1958 at Baltimore | Lamar Lundy (6-103) and Del Shofner (8-110) |
| Oct. 11, 1964 at Chicago | Jim Phillips (7-110) and Bucky Pope (4-108) |
| Nov.1, 1964 at Detroit | Carroll Dale (7-109) and Marlin McKeever (6-100) |
| Dec. 4, 1976 vs. Atlanta | Ron Jessie (4-112) and Dwight Scales (2-102) |
| Dec. 26, 1982 vs. Chicago | George Farmer (9-183) and Preston Dennard (5-122) |
| Sept. 9, 1990 at Green Bay | Henry Ellard (6-106) and Willie Anderson (5-128) |
| Oct. 7, 1990 vs. Cincinnati | Henry Ellard (7-100) and Willie Anderson (7-144) |
| Dec. 9, 1990 vs. New Orleans | Henry Ellard (5-107) and Willie Anderson (5-123) |
| Sept. 1, 1991 vs. Phoenix | Robert Delpino (10-113) and Henry Ellard (7-116) |
| Dec. 5, 1999 at Carolina | Isaac Bruce (6-111) and Az-Zahir Hakim (4-122) |
| Dec. 12, 1999 at New Orleans | Isaac Bruce (4-102) and Torry Holt (6-113) |
| Sept. 4, 2000 vs. Denver | Az-Zahir Hakim (5-118), Torry Holt (6-103), and Marshall Faulk (4-100) |
| Oct. 1, 2000 vs. San Diego | Isaac Bruce (9-167), Marshall Faulk (6-116), and Az-Zahir Hakim (5-104) |
| Nov. 5, 2000 vs. Carolina | Az-Zahir Hakim (8-147) and Torry Holt (4-130) |
| Nov. 10, 2002 vs. San Diego | Isaac Bruce (10-163) and Torry Holt (7-118) |
| Sept. 7, 2003 at New York Giants | Isaac Bruce (8-120), and Torry Holt (7-111) |
| Sept. 19, 2004 at Atlanta | Torry Holt (9-121) and Isaac Bruce (5-102) |
| Oct. 1, 2006 vs. Detroit | Isaac Bruce (7-100) and Torry Holt (6-102) |
| Dec. 24, 2006 vs. Washington | Isaac Bruce (9-148) and Steven Jackson (6-102) |
| Sept. 21, 2017 at San Francisco | Robert Woods (6-108) and Sammy Watkins (6-106) |
| **Sept. 27, 2018 vs. Minnesota** | **Cooper Kupp (9-162)**, Brandin Cooks (7-116) **and Robert Woods (5-101)** |
| **Sept. 22, 2019 at Cleveland** | **Cooper Kupp (11-102)** and Brandin Cooks (8-112) |
| **Sept. 29, 2019 vs. Tampa Bay** | **Robert Woods (13-164) and Cooper Kupp (9-121)** |
| **Oct. 3, 2019 at Seattle** | **Gerald Everett (7-137 and Cooper Kupp (9-117)** |
| **Dec. 1, 2019 at Arizona** | **Robert Woods (13-172) and Tyler Higbee (7-107)** |
| **Dec. 21, 2019 at San Francisco** | **Robert Woods (8-117) and Tyler Higbee (9-104)** |

## Career 100-Plus Yard Receiving Games

| Games | Player | Record |
|---|---|---|
| 46 | Torry Holt | 27-19 |
| 43 | Isaac Bruce | 22-21 |
| 26 | Henry Ellard | 12-14 |
| 21 | Elroy Hirsch | 12-9 |
| 16 | Tom Fears | 8-7-1 |
| 15 | Bob Boyd | 9-5-1 |
| 14 | Jim Phillips | 4-9-1 |
| 10 | Jack Snow | 5-4-1 |
| 9 | Willie Anderson | 4-5 |
| **9** | **Robert Woods** | **7-2** |
| **8** | **Cooper Kupp** | **5-3** |
| 8 | Carroll Dale | 2-5-1 |
| 8 | Harold Jackson | 5-3 |
| 8 | Del Shofner | 2-6 |
| 6 | Tommy McDonald | 4-2 |
| 6 | Brandin Cooks | 5-1 |
| 5 | Kenny Britt | 2-3 |
| 5 | Bernie Casey | 3-0-2 |
| 5 | Ron Jessie | 5-0 |
| 4 | Jim Benton | 3-1 |
| 4 | Marshall Faulk (RB) | 4-0 |
| 4 | Az-Zahir Hakim | 3-1 |
| 4 | Martin McKeever (TE) | 1-3 |
| 3 | Preston Dennard | 1-2 |
| 3 | Drew Hill | 1-2 |
| 3 | Amp Lee (RB) | 1-2 |
| 3 | Bucky Pope | 1-2 |
| **4** | **Tyler Higbee (TE)** | **2-2** |
| 2 | Bob Carey | 1-1 |
| 2 | Robert Delpino (RB) | 0-2 |
| 2 | George Farmer | 0-2 |
| 2 | Steven Jackson (RB) | 1-1 |
| 2 | Eddie Kennison | 1-1 |
| 2 | Willie Miller | 1-1 |
| 2 | Ricky Proehl | 2-0 |
| 2 | Billy Truax (TE) | 2-0 |
| 2 | Wendell Tucker | 2-0 |
| 2 | Danny Amendola | 1-0-1 |
| 2 | Chris Givens | 1-1 |
| 2 | Verda (V. T.) Smith (RB) | 1-1 |
| 1 | Danario Alexander (WR) | 0-1 |
| 1 | Jon Arnett (RB) | 0-1 |
| 1 | Donnie Avery (WR) | 0-1 |
| 1 | Johnny Bailey (RB) | 0-1 |
| 1 | Mike Barber (TE) | 0-1 |
| 1 | Jim Bertlesen (RB) | 0-1 |
| 1 | Ron Brown | 1-0 |
| 1 | Leon Clarke | 1-0 |
| 1 | Mark Clayton (WR) | 0-1 |
| 1 | Aaron Cox | 1-0 |
| 1 | Kevin Curtis | 1-0 |
| 1 | Glen Davis | 1-0 |
| 1 | Troy Drayton (TE) | 1-0 |
| 1 | Pete Holohan (TE) | 1-0 |
| 1 | Tom Keane | 1-0 |
| 1 | Lamar Lundy (TE) | 0-1 |
| 1 | Ollie Matson (RB) | 0-1 |
| 1 | Shaun McDonald | 0-1 |
| 1 | Dwight Scales | 1-0 |
| 1 | Bob Shaw | 1-0 |
| 1 | Clendon Thomas (RB) | 0-1 |
| 1 | Billy Waddy | 1-0 |
| 1 | Brandon Gibson | 1-0 |
| 1 | Lance Kendricks (TE) | 1-0 |
| 1 | Jared Cook (TE) | 1-0 |
| 1 | Tavon Austin | 1-0 |
| 1 | Stedman Bailey | 1-0 |
| 1 | Sammy Watkins | 1-0 |
| 1 | Todd Gurley II (RB) | 1-0 |
| **1** | **Gerald Everett (TE)** | **1-0** |

## Games With 300-Yard Passer, 100-Yard Receiver(s), 100-Yard Rusher

| Game/Date | 300-Yard Passer | 100-Yard Receiver(s) | 100-Yard Rusher |
|---|---|---|---|
| vs. SF, 10/23/83 | QB V. Ferragamo (26-35, 327 yds, 5 TD, 2 Int.) | TE M. Barber (8-113, 1 TD) | RB E. Dickerson (25-144) |
| at Det, 12/6/87 | QB J. Everett (20-26, 324 yds, 2 TD, 2 Int.) | WR H. Ellard (7-171, 1 TD) | RB C. White (29-102, 1 TD) |
| at Den, 11/27/88 | QB J. Everett (25-47, 365 yds, 2 TD, 1 Int.) | WR H. Ellard (11-167, 2 TD) | RB G. Bell (22-112, 1 TD) |
| vs. Atl, 10/21/90 | QB J. Everett (24-38, 302 yds, 3 TD) | WR H. Ellard (6-109, 1 TD) | RB C. Gary (19-102, 2 TD) |
| at Atl, 12/1596 | QB T. Banks (11-16, 304 yds, 3 TD, 1 Int.) | WR E. Kennison (5-226, 3 TD) | RB L. Phillips (22-122, 1 TD) |
| at Car, 12/5/99 | QB K. Warner (22-31, 351 yds, 3 TD, 2 Int.) | WR A. Hakim (4-122, 2 TD)<br>WR I. Bruce (6-111) | RB M. Faulk (22-118) |
| at NO, 12/12/99 | QB K. Warner (21-31, 346 yds, 2 TD, 1 Int.) | WR T. Holt (6-112)<br>WR I. Bruce (4-102) | RB M. Faulk (29-154, 1 TD) |
| vs. SF, 9/17/00 | QB K. Warner (23-34, 394 yds, 2 TD, 2 Int.) | WR I. Bruce (8-188, 1 TD) | RB M. Faulk (25-134, 3 TD); |
| vs. SD, 10/1/00 | QB K. Warner (30-24, 390, 4 TD) | WR I. Bruce (9-167, 2 TD)<br>RB M. Faulk (6-116, 2 TD)<br>WR A. Hakim (5-104) | RB J. Watson (14-102, 1 TD) |
| vs. Min, 12/10/00 | QB K. Warner (27-32, 346 yds) | WR T. Holt (9-172) | RB M. Faulk (25-135, 4 TD) |
| at SF, 9/23/01 | QB K. Warner (24-35, 321 yds, 3 TD, 1 Int.) | WR I. Bruce (8-144, 1 TD) | RB M. Faulk (18-105) |
| vs. Ind, 12/30/01 | QB K. Warner (23-20, 359 yds, 3 TD, 1 Int.) | WR T. Holt (7-203, 2 TD) | RB M. Faulk (25-118, 3 TD) |
| at Ari, 11/23/03 | QB M. Bulger (28-44, 329 yds, 1 TD, 4 Int.) | WR T. Holt (9-145) | RB M. Faulk (24-100, 1 TD) |
| at Hou, 11/27/05 | QB R. Fitzpatrick (19-30, 310 yards, 1 TD, 3 Int.) | WR T. Holt (10-130, 1 TD) | RB M. Faulk (24-100, 1 TD) |
| vs. Was, 12/24/06 | QB M. Bulger (28-38), 388 yards, 4 TD, 0 Int.) | WR I. Bruce (9-148, 1 TD)<br>RB S. Jackson (6-102, 1 TD) | RB S. Jackson (33-150, 1 TD) |
| **at Ten, 12/24/17** | **QB J. Goff (22-38, 301 yards, 4 TD)** | **RB T. Gurley II (10-158, 2 TD)** | **RB T. Gurley II (22-118)** |
| **vs. LAC, 9/23/18** | **QB J. Goff (29-36, 354 yards, 3 TD)** | **WR R. Woods (10-104, 2 TD)** | **RB T. Gurley II (23-105)** |
| **vs. Sea, 11/11/18** | **QB J. Goff (28-39, 318 yards, 2 TD)** | **WR B. Cooks (10-100)** | **RB T. Gurley II (16-120)** |

## Largest Margin Of Victory

| Points | Score | Opponent/Date |
|---|---|---|
| 59 points | (59-0) | vs. Atlanta, Dec. 4, 1976 |
| 52 points | (52-0) | vs. Oakland, Nov. 30, 2014 |
| 49 points | (56-7) | vs. San Francisco, Nov. 9, 1958 |
| 48 points | (48-0) | at Baltimore, Sept. 26, 1954 |
| 43 points | (70-27) | vs. Baltimore, Oct. 22, 1950 |
| | (45-21) | vs. Baltimore, Dec. 5, 1953 |
| | (59-16) | vs. Atlanta, Nov. 10, 1996 |
| 41 points | (65-24) | vs. Detroit, Oct. 29, 1950 |
| | (55-14) | vs. New York Giants, Nov. 13, 1966 |
| 40 points | (54-14) | at New York Yanks, Sept. 28, 1951 |
| 39 points | (42-3) | at Philadelphia, Nov. 3, 1975 |
| | (45-6) | vs. Seattle, Oct. 31, 1976 |
| 37 points | (46-9) | vs. Indianapolis, Sept. 10, 2017 |

## Largest Margin of Defeat

| Points | Score | Opponent/Date |
|---|---|---|
| 48 points | (48-0) | at San Francisco, Dec. 27, 1987 |
| 44 points | (47-3) | at New York Jets, Nov. 9, 2008 |
| 47 points | (47-0) | at Chicago Bears, Nov. 29, 1942 |
| 40 points | (47-7) | at Tennessee, Dec. 13, 2009 |
| 39 points | (49-10) | at Kansas City, Dec. 8, 2002 |
| | (45-6) | vs. Baltimore, Nov. 25, 2019 |
| 38 points | (52-14) | vs. Chicago Bears, Oct. 13, 1963 |
| | (44-6) | at Detroit, Oct. 10, 2010 |
| | (45-7) | vs. New England, Oct. 28, 2012 |
| | (44-6) | vs. Arizona Cardinals, Jan. 1, 2017 |
| 36 points | (56-20) | at Philadelphia, Oct. 8, 1950 |
| | (42-6) | at Pittsburgh, Nov. 3, 1996 |
| | (42-6) | vs. Indianapolis, Oct. 25, 2009 |
| 35 points | (35-0) | at San Francisco, Oct. 4, 2009 |
| | (38-3) | at Philadelphia, Sept. 7, 2008 |
| | (35-0) | at San Francisco, Oct. 8, 1961 |
| | (56-21) | at Baltimore, Nov. 25, 1956 |
| | (42-7) | vs. Green Bay, Nov. 12, 1944 |
| | (49-14) | at New York, Nov. 16, 1941 |

Los Angeles Rams 2020 Media Guide

# Posteason Statpack

# All-Time Playoff Leaders

## Rushing (based on yards)

| | Years | Games | Att. | Yards | Avg. | Long | TD |
|---|---|---|---|---|---|---|---|
| 1. McCutcheon, Lawrence | (1972-79) | 11 | 173 | 687 | 4.0 | 26 | 2 |
| 2. Dickerson, Eric | (1983-87) | 6 | 133 | 674 | 5.1 | 65 | 3 |
| 3. Faulk, Marshall | (1999-2006) | 10 | 155 | 561 | 3.6 | 38 | 6 |
| 4. Bryant, Cullen | (1973-82, 87) | 14 | 102 | 413 | 4.0 | 17 | 2 |
| 5. Bell, Greg | (1987-89) | 4 | 71 | 322 | 4.5 | 54 | 1 |
| **6. Gurley II, Todd** | **(2015-present)** | **4** | **44** | **261** | **5.9** | **35t** | **2** |
| 7. Tyler, Wendell | (1977-82) | 4 | 65 | 228 | 3.5 | 39 | 1 |
| 8. Cappelletti, John | (1974-78) | 8 | 60 | 201 | 3.4 | 16 | 1 |
| 9. Anderson, C.J. | (2018) | 3 | 46 | 189 | 4.1 | 15 | 2 |
| 10. Towler, Dan | (1950-55) | 5 | 45 | 166 | 3.7 | 17 | 2 |
| **NFL Record** | | | | | | | |
| Smith, Emmitt | (1990-2004) | 17 | 349 | 1,586 | 4.5 | 65 | 19 |

## Receiving (based on receptions)

| | Years | Games | Rec. | Yards | Avg. | Long | TD |
|---|---|---|---|---|---|---|---|
| 1. Faulk, Marshall | (1999-2006) | 10 | 49 | 509 | 10.4 | 52 | 2 |
| 2. Holt, Torry | (1999-2008) | 10 | 47 | 630 | 13.4 | 52 | 4 |
| 3. Bruce, Isaac | (1994-2007) | 9 | 44 | 759 | 17.3 | 77t | 4 |
| 4. Fears, Tom | (1948-56) | 6 | 28 | 572 | 20.4 | 73t | 5 |
| 5. Ellard, Henry | (1983-93) | 10 | 28 | 419 | 15.0 | 39 | 1 |
| **6. Woods, Robert** | **(2017-present)** | **4** | **26** | **314** | **12.1** | **38** | **0** |
| 7t. Jackson, Harold | (1973-77) | 8 | 21 | 505 | 24.0 | 73 | 4 |
| 7t. Hakim, Az-Zahir | (1998-2001) | 7 | 21 | 284 | 13.5 | 38 | 0 |
| 9. Jessie, Ron | (1975-79) | 6 | 20 | 314 | 15.7 | 41 | 1 |
| **10. Cooks, Brandin** | **(2018-present)** | **3** | **19** | **292** | **15.4** | **38** | **0** |
| **NFL Record** | | | | | | | |
| Rice, Jerry | (1985-2004) | 28 | 151 | 2,245 | 14.9 | 73t | 22 |

## Receiving (based on yards)

| | Years | Games | Rec. | Yards | Avg. | Long | TD |
|---|---|---|---|---|---|---|---|
| 1. Bruce, Isaac | (1994-2007) | 9 | 44 | 759 | 17.3 | 77t | 4 |
| 2. Holt, Torry | (1999-2008) | 10 | 47 | 630 | 13.4 | 52 | 4 |
| 3. Fears, Tom | (1948-56) | 6 | 28 | 572 | 20.4 | 73t | 5 |
| 4. Faulk, Marshall | (1999-2006) | 10 | 49 | 509 | 10.4 | 52 | 2 |
| 5. Jackson, Harold | (1973-77) | 8 | 21 | 505 | 24.0 | 73 | 4 |
| 6. Ellard, Henry | (1983-93) | 10 | 28 | 419 | 15.0 | 39 | 1 |
| **7t. Woods, Robert** | **(2017-present)** | **4** | **26** | **314** | **12.1** | **38** | **0** |
| 7t. Jessie, Ron | (1975-79) | 6 | 20 | 314 | 15.7 | 41 | 1 |
| 7t. Dennard, Preston | (1978-83) | 8 | 18 | 314 | 17.4 | 35 | 3 |
| **10. Cooks, Brandin** | **(2018-present)** | **3** | **19** | **292** | **15.4** | **38** | **0** |
| **NFL Record** | | | | | | | |
| Rice, Jerry | (1985-2004) | 28 | 151 | 2,245 | 14.9 | 73t | 22 |

## Passing (based on yards)

| | Years | Games | Att. | Comp. | Pct. | Yards | TD | Int. |
|---|---|---|---|---|---|---|---|---|
| 1. Warner, Kurt | (1998-2003) | 7 | 268 | 169 | 63.1 | 2,221 | 15 | 10 |
| 2. Ferragamo, Vince | (1977-80, 82-84) | 7 | 188 | 92 | 48.9 | 1,227 | 5 | 11 |
| 3. Everett, Jim | (1986-93) | 5 | 176 | 87 | 49.4 | 1,120 | 7 | 11 |
| **4. Goff, Jared** | **(2016-present)** | **4** | **151** | **83** | **55.0** | **971** | **2** | **2** |
| 5. Waterfield, Bob | (1945-52) | 7 | 124 | 63 | 50.8 | 965 | 6 | 11 |
| **NFL Record** | | | | | | | | |
| Brady, Tom | (2000-Present) | 40 | 1,589 | 1,005 | 63.2 | 11,179 | 73 | 34 |

## Yards From Scrimmage

| | Years | Games | Rushing | Receiving | Total |
|---|---|---|---|---|---|
| 1. Faulk, Marshall | (1999-2006) | 10 | 561 | 509 | 1,070 |
| 2. McCutcheon, Lawrence | (1972-79) | 11 | 687 | 152 | 839 |
| 3. Bruce, Isaac | (1994-2007) | 9 | 1 | 759 | 760 |
| 4. Dickerson, Eric | (1983-87) | 6 | 674 | 30 | 704 |
| 5. Holt, Torry | (1999-2008) | 10 | 0 | 630 | 630 |
| 6. Fears, Tom | (1948-56) | 6 | 16 | 572 | 588 |
| 7. Bryant, Cullen | (1973-82, 87) | 14 | 413 | 139 | 552 |
| 8. Jackson, Harold | (1973-77) | 8 | 0 | 505 | 505 |
| 9. Ellard, Henry | (1983-93) | 10 | 2 | 419 | 421 |
| 10. Bell, Greg | (1987-87) | 4 | 322 | 57 | 379 |
| **NFL Record** | | | | | |
| Rice, Jerry | (1985-2004) | 28 | 44 | 2,245 | 2,289 |

## Scoring

| | Years | Games | TD | PAT | FG | Total |
|---|---|---|---|---|---|---|
| 1. Wilkins, Jeff | (1997-2007) | 10 | 0 | 26 | 17 | 77 |
| 2. Faulk, Marshall | (1999-2006) | 10 | 8 | 1* | 0 | 50 |
| 3. Lansford, Mike | (1982-90) | 10 | 0 | 14 | 9 | 41 |
| 4t. Fears, Tom | (1948-56) | .6 | 5 | 0 | 0 | 30 |
| 4t. Corral, Frank | (1978-81) | 6 | 0 | 9 | 7 | 30 |
| **6. Zuerlein, Greg** | **(2012-present)** | **3** | **0** | **5** | **8** | **29** |
| 7t. Bruce, Isaac | (1994-2007) | 9 | 4 | 0 | 0 | 24 |
| 7t. Holt, Torry | (1999-2008) | 10 | 4 | 0 | 0 | 24 |
| 9t. Waterfield, Bob | (1945-52) | 7 | 0 | 14 | 2 | 20 |
| 9t.Jackson, Harold | (1973-77) | 8 | 4 | 0 | 0 | 20 |
| **NFL Record** | | | | | | |
| Vinatieri, Adam | (1996-) | 32 | 0 | 70 | 56 | 238 |

## Field Goal Percentage (min. five attempts)

| | Years | Games | Att. | Made | Pct. | Long |
|---|---|---|---|---|---|---|
| **1. Zuerlein, Greg** | **(2012-present)** | **3** | **8** | **10** | **80.0** | **57** |
| 2. Lansford, Mike | (1982-90) | 10 | 12 | 9 | 75.0 | 43 |
| 3. Wilkins, Jeff | (1997-2007) | 10 | 23 | 17 | 73.9 | 55 |
| 4. Corral, Frank | (1978-81) | 6 | 11 | 7 | 63.6 | 45 |
| 5. Ray, David | (1969-74) | 4 | 7 | 4 | 57.1 | 40 |
| **NFL Record (Min. 10 Field Goals)** | | | | | | |
| Vinatieri, Adam | (1996-) | 32 | 69 | 56 | 81.2 | 53 |

## Punting Average (min. five punts)

| | Years | Games | No. | Avg. | Long | Blocked |
|---|---|---|---|---|---|---|
| **1. Hekker, Johnny** | **(2012-present)** | **4** | **19** | **44.6** | **66** | **0** |
| 2. Burke, Mike | (1974) | 2 | 10 | 43.4 | 49 | 0 |
| 3. Baker, John | (2000-01) | 4 | 17 | 43.0 | 53 | 0 |
| 4. Clark, Ken | (1979) | 3 | 15 | 40.6 | 59 | 0 |
| 5. Horan, Mike | (1999) | 3 | 9 | 40.9 | 48 | 0 |
| **NFL Record (Min. 25 Punts)** | | | | | | |
| McAfee, Pat | (2009-2016) | 10 | 39 | 46.9 | 68 | 0 |

## Kickoff Return Average (min. 10 returns)

| | Years | Games | No. | Yards | Avg. | Long | TD |
|---|---|---|---|---|---|---|---|
| 1. Horne, Tony | (1999-2000) | 4 | 14 | 336 | 24.0 | 95t | 1 |
| 2. Bryant, Cullen | (1973-82, 87) | 14 | 14 | 315 | 22.5 | 41 | 0 |
| 3. Brown, Ron | (1984-89, 91) | 7 | 11 | 237 | 21.5 | 38 | 0 |
| **NFL Record** | | | | | | | |
| Manning, Danieal | (2006-14) | 9 | 12 | 429 | 35.8 | 94 | 0 |

## Punt Return Yardage

| | Years | Games | No. | Yards | Avg. | Long | TD |
|---|---|---|---|---|---|---|---|
| 1. Hakim, Az-Zahir | (1999-2001) | 4 | 12 | 149 | 12.4 | 65 | 0 |
| 2. Bryant, Cullen | (1973-82, 87) | 14 | 11 | 97 | 8.8 | 19 | 0 |
| 3. Ellard, Henry | (1983-93) | 10 | 11 | 94 | 8.5 | 23 | 0 |
| 4. Brown, Eddie | (1978-79) | 5 | 10 | 88 | 8.8 | 37 | 0 |
| **NFL Record** | | | | | | | |
| Rossum, Allen | (1998-2009) | 6 | 10 | 239 | 23.9 | 47 | 0 |

## Interceptions

| | Years | Games | No. | Yards | Avg. | Long | TD |
|---|---|---|---|---|---|---|---|
| 1.* Simpson, Bill | (1974-78) | 8 | 6^ | 137 | 22.8 | 65t | 1 |
| 2. Irvin, LeRoy | (1980-89) | 11 | 4 | 149 | 37.3 | 94 | 0 |
| 3. Elmendorf, Dave | (1971-79) | 11 | 3 | 15 | 5.0 | 10 | 0 |
| 4. Williams, Aeneas | (2001-04) | 6 | 3 | 61 | 20.3 | 32t | 2 |
| 5. Polley, Tommy | (2001-04) | 6 | 3 | 72 | 24.0 | 37 | 1 |
| 6. Robertson, Isiah | (1971-78) | 10 | 2 | 74 | 37.0 | 59t | 1 |
| 7. Brown, Eddie | (1978-79) | 5 | 2 | 27 | 13.5 | 21 | 0 |
| 8. Reynolds, Jack | (1970-80) | 13 | 2 | 16 | 8.0 | 12 | 0 |
| 9. Jackson, Monte | (1975-77) | 5 | 2 | 0 | 0.0 | 0 | 0 |
| **NFL Record** | | | | | | | |
| Four Players | | | 9 | | | | |

*Simpson shares NFL record of nine interceptions in postseason play with Ronnie Lott (San Francisco/Los Angeles Raiders) Ed Reed (Baltimore) and Charlie Waters (Dallas). Simpson had three interceptions with Buffalo.
^ denotes Simpson's six postseason interceptions with the Rams, it does not reflect his career total.

# Individual Playoff Records

## Service

**Most Games, Career**
- 18 Jackie Slater, 1976-94
- 17 Jack Youngblood, 1971-84
- 16 Dennis Harrah, 1975-87

## Scoring

**Most Points, Game**
- 18 Tom Fears, vs. Chicago, 12/17/50
- 15 Jeff Wilkins, vs. Carolina, 1/10/04
- **14 Greg Zuerlein, at New Orleans, 1/20/19**

## Touchdowns

**Most Points, Game, Opponent**
- 18 Preston Pearson, vs. Dallas, 1/4/76
  John Riggins, at Washington, 1/1/84
- 16 Marlin (Pat) Harder, at Detroit, 12/21/52
- 15 Mark Moseley, at Washington, 1/1/84

**Game**
- 3 Tom Fears, vs. Chicago, 12/17/50 (3 p)
- 2 Dick Hoerner, at Cleveland, 12/24/50 (2 r)
  Eric Dickerson, vs. Dallas, 1/4/84 (2 r)
  Willie Anderson, at New York Giants, 1/7/90 (2 p)
  Marshall Faulk, vs. Philadelphia, 1/27/02 (2 r)
  C.J. Anderson, vs. Dallas, 1/12/19 (2 r)

**Game, Opponent**
- 3 Preston Pearson, vs. Dallas, 1/4/76 (3 p)
  John Riggins, at Washington, 1/1/84 (3 r)
  Willie Jackson, at New Orleans, 12/30/00 (3 p)
- 2 Many times, last by Warrick Dunn, at Atlanta, 1/15/05 (2 r)

**Most Consecutive Games Scoring Touchdown**
- 3 Preston Dennard, 1980-83
- 2 Many times, last by Torry Holt, 2004

## Points After Touchdowns

**Most Attempted, Career**
- 26 Jeff Wilkins, 1997-2007
- 15 Bob Waterfield, 1946-52
- 14 Mike Lansford, 1982-90

**Most Attempted, Game**
- 7 Jeff Wilkins, vs. Minnesota, 1/16/00
- 6 Jeff Wilkins, vs. Green Bay, 1/20/02
- 5 Tom Dempsey, vs. St. Louis, 12/27/75

**Most Made, Career**
- 26 Jeff Wilkins, 1997-2007
- 14 Bob Waterfield, 1946-52
  Mike Lansford, 1982-90
- 9 Tom Dempsey, 1975-76
  Frank Corral, 1978-91

**Most Made, Game**
- 7 Jeff Wilkins, vs. Minnesota, 1/16/00
- 6 Jeff Wilkins, vs. Green Bay, 1/20/00
- 5 Tom Dempsey, vs. St. Louis, 12/27/75

**Most Made, Game, Opponent**
- 6 Mark Moseley, at Washington, 1/1/84
  Jay Feely, at Atlanta 1/15/05
- 5 Lou Groza, vs. Cleveland, 12/26/55
- 4 Many times, last by Doug Brien, at New Orleans, 12/30/00

**Most Made, No Misses, Career**
- 26 Jeff Wilkins, 1997-2007
- 14 Mike Lansford, 1982-90
- 9 Tom Dempsey, 1975-76

## Two Point Conversions

**Most Two-Point Conversions, Career**
- 1 Dane Looker, 2002-08

**Most Two-Point Conversions, Game**
- 1 Dane Looker, vs. Carolina, 1/10/04

## Field Goals

**Most Attempted, Game**
- 6 David Ray, at Dallas, 12/23/73
  Jeff Wilkins, vs. Carolina, 1/10/04
- 4 Jeff Wilkins, vs. Tennessee, 1/30/00 (SB XXXIV)
  Jeff Wilkins, vs. Philadelphia, 1/27/02
  **Greg Zuerlein, vs. Dallas, 1/12/19**
  **Greg Zuerlein, at New Orleans, 1/20/19**

**Most Attempted, Opponent, Game**
- 5 John Kasay, vs. Carolina, 1/10/04
- 4 Three times, last by Matt Bryant, vs. Atlanta 1/6/18
- 3 Many times, last by Al Del Greco, vs. Tennessee, 1/30/00 (SB XXXIV)

**Most Made, Game**
- 5 Jeff Wilkins, vs. Carolina, 1/10/04
- **4 Greg Zurlein, at New Orleans, 1/20/19**
- 3 David Ray, at Dallas, 12/23/73
  Frank Corral, at Tampa Bay, 1/6/80
  Jeff Wilkins, vs. Tennessee, 1/30/00 (SB XXXIV)
  Jeff Wilkins, vs. Philadelphia, 1/27/02
  **Greg Zurlein, vs. Dallas, 1/12/19**

**Most Made, Opponent, Game**
- 4 Twice, last by Matt Bryant, vs. Atlanta, 1/6/18
- 3 Many times, last by Wil Lutz, at New Orleans, 1/20/19
- 2 Many times, last by Stephen Gostkowski, vs. New England, 2/3/19 (SB LIII)

**Most Consecutive Field Goals Made**
- **6 Greg Zuerlein, 2018**
- 5 Mike Lansford, 1983-86
  Jeff Wilkins, 2003
- 3 David Ray, 1973-74
  Frank Corral, 1980
  Mike Lansford, 1990
  Jeff Wilkins, 2001
- **2 By many, last by Greg Zurlein, vs. Dallas, 1/12/19**

**Most Consecutive Games With A Made Field Goal**
- 5 Jeff Wilkins, 2001-04
- **3 Greg Zuerlein, 2018**
- 2 David Ray, 1973-74
  Frank Corral, 1980
  Mike Lansford, 1990
  Jeff Wilkins, 1999

**Longest Field Goal**
- **57 Greg Zuerlein, at New Orleans 1/20/19**
- 55 Jeff Wilkins, at Atlanta, 1/15/05
- **53 Greg Zuerlein, vs. New England 2/3/19 (SB LIII)**

**Longest Field Goal, Opponent**
- 54 Matt Bryant, vs. Atlanta, 1/6/18
- 52 Lou Groza, vs. Cleveland, 12/23/51
  John Kasay, vs. Carolina, 1/10/04
- 48 Adam Vinatieri, vs. New England, 2/3/02 (SB XXXVI)

## Safeties

**Most, Game**
- 1 Team, vs. Tampa Bay, 1/23/00
  Team, vs. Washington, 12/16/45

**Most, Opponent, Game**
- 1 Carl Eller, at Minnesota, 12/27/69
  Jim Jensen, at Dallas, 12/19/76
  Randy White, at Dallas, 12/30/79
  Brady Smith, at Atlanta, 1/15/05

## Rushing Attempts

**Game**
- 37 Lawrence McCutcheon, vs. St. Louis, 12/27/75
- 34 Eric Dickerson, vs. Dallas, 1/4/86
- 31 Marshall Faulk, vs. Philadelphia, 1/27/02

**Opponent, Game**
- 31 Steve Van Buren, vs. Philadelphia, 12/18/49
  Chuck Foreman, vs. Minnesota, 12/26/77
- 29 George Rogers, at Washington, 12/28/86
- 28 Eddie George, vs. Tennessee, 1/30/00 (SB XXXIV)

## Rushing Yards

**Game**
- 248 Eric Dickerson, vs. Dallas, 1/4/86
- 202 Lawrence McCutcheon, vs. St. Louis, 12/27/75
- 159 Marshall Faulk, vs. Philadelphia, 1/27/02

**Game, Opponent**
- 204 Steve Van Buren, vs. Philadelphia, 12/18/79
- 160 Tony Dorsett, vs. Dallas, 12/28/80
- 142 Warrick Dunn, at Atlanta, 1/15/05

**Longest Run**
- 65 Eric Dickerson, at Washington, 12/28/86
- 55 Eric Dickerson, vs. Dallas, 1/4/86
- 54 Greg Bell, at Philadelphia, 12/31/89

**Longest Run, Opponent**
- 64 Stephen Davis, vs. Carolina, 1/10/04
- 62 Chuck Foreman, at Minnesota, 12/26/76
  Warrick Dunn, at Atlanta, 1/15/05
- 53 Tony Dorsett, vs. Dallas, 1/7/79

**Most Games, 100 or More Yards**
- 3 Lawrence McCutcheon, 1972-79
  Eric Dickerson, 1983-87
- 2 Cullen Bryant, 1973-82, 87
  **Todd Gurley II, 2017-Present**
- 1 Four times, last by C.J. Anderson 2018

**Most Consecutive Games, 100 or More Yards**
- 2 Lawrence McCutcheon, 1976-77, Todd Gurley 2017-18

## Average Gain Rushing

**Career (50 attempts)**
- 5.07 Eric Dickerson, 1983-87
- 4.54 Greg Bell, 1987-89
- 4.05 Cullen Bryant, 1973-82, 87

**Game (10 attempts)**
- 7.29 Eric Dickerson, vs. Dallas, 1/4/86
- **7.21 Todd Gurley II vs. Atlanta, 1/6/18**
- **7.18 Todd Gurley II vs. Dallas, 1/12/19**

## Rushing Touchdowns

**Game**
- 2 Dick Hoerner, at Cleveland, 12/24/50
  Eric Dickerson, vs. Dallas, 1/4/86
  Marshall Faulk, vs. Philadelphia, 1/27/02
  C.J. Anderson, vs. Dallas 1/12/19

**Game, Opponent**
- 3 John Riggins, at Washington, 1/1/84
- 2 Many times, last by Warrick Dunn, at Atlanta, 1/15/05
- 1 Many times, last by Sony Michel, vs. New England 2/3/19 (SB LIII)

**Most Consecutive Games Rushing for Touchdown**
- 2 Dick Hoerner, 1950-51
  Dan Towler, 1951-52
  Lawrence McCutcheon, 1976
  Eric Dickerson, 1984-85
  Marshall Faulk, 2003-04

## Passing Attempts

**Game**
- 46 Marc Bulger, vs. Carolina, 1/10/04
- 45 Kurt Warner, vs. Tennessee, 1/30/00 (SB XXXIV)
  Jim Everett, at Minnesota, 12/26/88
  **Jared Goff, vs. Atlanta, 1/6/18**
- 44 Jim Everett, at New York Giants, 1/7/90
  Kurt Warner, vs. New England, 2/3/02 (SB XXXVI)

**Game, Opponent**
- 53 Danny White, at Dallas, 12/26/83
- 50 Jeff George, vs. Minnesota, 1/16/00
- 44 Brett Favre, vs. Green Bay, 1/20/02

## Passing Completions

**Game**
- 28 Kurt Warner, vs. New England, 2/3/02 (SB XXXVI)
- 27 Kurt Warner, vs. Minnesota, 1/16/00
  Marc Bulger, vs. Carolina, 1/10/04
- 26 Kurt Warner, vs. Tampa Bay, 1/23/00

**Game, Opponent**
- 32 Danny White, at Dallas, 12/26/83
- 29 Jeff George, vs. Minnesota, 1/16/00
- 27 Matt Hasselbeck, at Seattle, 1/8/05

**Consecutive Passes Completed**
- 12 Kurt Warner, vs. Minnesota, 1/16/00
- 8 Roman Gabriel, at Minnesota, 12/27/69
- 7 Roman Gabriel, at Minnesota, 12/27/69
  Vince Ferragamo, at Tampa Bay, 1/6/80
  Marc Bulger, vs. Carolina, 1/10/04

## Passing Completion Percentage

**Game (20 attempts)**
- 84.4 Kurt Warner, vs. Minnesota, 1/16/00 (27 of 33)
- 68.8 Roman Gabriel, at Minnesota, 12/27/69 (22 of 32)
- 66.7 Bob Waterfield, vs. Chicago, 12/17/50 (14 of 21)
  Kurt Warner, vs. Philadelphia, 1/27/02 (22 of 33)

## Passing Yards Gained

**Game**
- 414 Kurt Warner, vs. Tennessee, 1/30/00 (SB XXXIV)
- 391 Kurt Warner, vs. Minnesota, 1/16/00
- 365 Kurt Warner, at New Orleans, 12/30/00
  Kurt Warner, vs. New England, 2/3/02 (SB XXXVI)

**Game, Opponent**
- 424 Jeff George, vs. Minnesota, 1/16/00
- 341 Matt Hasselbeck, at Seattle, 1/8/05
- 330 Danny White, at Dallas, 12/26/83

**Most Games, 300 or More Passing Yards, Career**
- 4 Kurt Warner, 1998-2003
- 2 Marc Bulger, 2001-
- 1 Bob Waterfield, at Cleveland, 12/24/50
  Jim Everett, at Philadelphia, 1/7/90

**Longest Pass Completion**
- 82t Bob Waterfield (to Glenn Davis), at Cleveland, 12/24/50
- 77t Kurt Warner (to Isaac Bruce), vs. Minnesota, 1/16/00
- 73t Norm Van Brocklin (to Tom Fears), vs. Cleveland, 12/23/51
- 73 James Harris (to Harold Jackson), at Minnesota, 12/29/74
- 73t Kurt Warner (to Isaac Bruce), vs. Tennessee, 1/30/00 (SB XXXIV)

**Longest Pass Completion, Opponent**
- 83t Roger Staubach (to Drew Pearson), at Dallas, 12/23/78
- 73t Terry Bradshaw (to John Stallworth), vs. Pittsburgh, 1/20/80 (SB XIV)
- 69t Jake Delhomme (to Steve Smith), vs. Carolina, 1/10/04

## Passing Touchdowns

**Game**
- 5 Kurt Warner, vs. Minnesota, 1/16/00
- 3 Bob Waterfield, vs. Chicago, 12/27/50
  Vince Ferragamo, at Dallas, 12/26/83
  Kurt Warner, at New Orleans, 12/30/00
- 2 Many times, last by Marc Bulger, at Atlanta, 1/15/05

**Game, Opponent**
- 4 Otto Graham, at Cleveland, 12/24/50
  Roger Staubach, vs. Dallas, 1/4/76
  Jeff George, vs. Minnesota, 1/16/00
  Aaron Brooks, at New Orleans, 12/30/00
- 3 Danny White, at Dallas, 12/28/80
- 2 Many times, last by Drew Brees, at New Orleans, 1/20/19

**Most Consecutive Games, Touchdown Pass**
- 7 Kurt Warner, 1998-2003
- 4 Jim Everett, 1986-90
- 3 Norm Van Brocklin, 1951-55

Pat Haden, 1976-78
Vince Ferragamo, 1980-84

## Passing Had Intercepted

**Game**
6 Norm Van Brocklin, vs. Cleveland, 12/26/55
4 Bob Waterfield, at Cleveland, 12/24/50
3 Many times, last by Marc Bulger, vs. Carolina, 1/10/04

**Game, Opponent**
6 Brett Favre, vs. Green Bay, 1/20/02
4 Bobby Layne, at Detroit, 12/21/52
3 Many times, last by Danny White, vs. Dallas,1/4/86

**Most Consecutive Passes Attempted, None Intercepted**
72 Kurt Warner, 2001
63 Kurt Warner, 1999
55 Norm Van Brocklin, 1949-55

**Most Attempts, No Interceptions, Game**
45 Kurt Warner, vs. Tennessee, 1/30/00 (SB XXXIV)
34 Jim Everett, at Minnesota, 12/26/88
33 Kurt Warner, vs. Philadelphia, 1/27/02

**Most Attempts, No Interceptions, Opponent**
36 Steve McNair, vs. Tennessee, 1/30/00 (SB XXXIV)
35 Randall Cunningham, at Philadelphia, 12/31/89
32 Dak Prescott, vs.Dallas, 1/12/19

## Sacks Absorbed

**Game**
5 Roman Gabriel, at Green Bay, 12/23/67
John Hadl, at Dallas, 12/23/73
Ron Jaworski, vs. Dallas, 1/4/76
Marc Bulger, at Seattle, 1/8/05
4 Vince Ferragamo, vs. Pittsburgh, 1/20/80 (SB XIV)
Marc Bulger, at Atlanta, 1/15/05
**Jared Goff, vs. New England, 2/3/19 (SB LIII)**

**Game, Opponent**
7 Roger Staubach, at Dallas, 12/23/73
5 Danny White, vs. Dallas, 1/4/86
Wade Wilson, at Minnesota, 12/26/88
Shaun King, vs. Tampa Bay, 1/23/00
4 Many times, last by Jeff George, vs. Minnesota, 1/16/00

## Pass Receiving - Receptions

**Game**
9 Tom Fears, at Cleveland, 12/24/50
Marshall Faulk, vs. Carolina, 1/10/04
**Robert Woods, vs. Atlanta, 1/6/18**
8 Henry Ellard, at New York Giants, 1/7/90
Isaac Bruce, vs. Philadelphia, 1/27/02
***Cooper Kupp, vs. Atlanta, 1/6/18***
**Brandin Cooks, vs. New England, 2/3/19 (SB LIII)**

**Game, Opponent**
12 Darrell Jackson, at Seattle, 1/8/05
11 Twice, most recently, Alvin Kamara, at New Orleans, 1/20/19
10 Julian Edleman, vs. New England, 2/3/19 (SB LIII)

**Most Consecutive Games, Pass Reception**
10 Henry Ellard, 1983-93
Marshall Faulk, 1999-2006
Torry Holt, 1999-2008
9 Isaac Bruce, 1994-2007
8 Lawrence McCutcheon, 1973-77

## Receiving Yards

**Game**
198 Tom Fears, vs. Chicago, 12/17/50
162 Isaac Bruce, vs. Tennessee, 1/30/00 (SB XXXIV)
**142 Robert Woods, vs. Atlanta, 1/6/18**

**Game, Opponent**
188 Randy Moss, vs. Minnesota, 1/16/00
171 Charlie Brown, at Washington, 1/1/84
163 Steve Smith, vs. Carolina, 1/10/04

**Longest Pass Reception (All TDs unless noted)**
82t Glenn Davis, at Cleveland, 12/24/50
77t Isaac Bruce, vs. Minnesota, 1/16/00
73t Tom Fears, vs. Cleveland, 12/23/51
73 Harold Jackson, at Minnesota, 12/29/74 (no TD)
73t Isaac Bruce, vs. Tennessee, 1/30/00 (SB XXXIV)

**Longest Pass Reception, Opponent**
83t Drew Pearson, at Dallas, 12/23/73
73t John Stallworth, vs. Pittsburgh, 1/20/80 (SB XIV)
69t Steve Smith, vs. Carolina, 1/10/04

**Most Games, 100 or More Yards, Career**
4 Isaac Bruce, 1994-2007
3 Tom Fears, 1948-56
2 Harold Jackson, 1968, 73-77
Torry Holt, 1999-2008
Kevin Curtis, 2003-2006
**Brandin Cooks, 2018-present**

## Receiving Average

**Game (min. three receptions)**
46.3 Tom Fears, vs. Cleveland, 12/23/51 (3-139)
46.3 Harold Jackson, at Minnesota, 12/29/74 (3-139)
33.3 Isaac Bruce, vs. Minnesota, 1/16/00 (4-133)

**Game, Opponent (min. three receptions)**
40.3 John Stallworth, vs. Pittsburgh, 1/20/80, (SB XIV) (3-121)
31.7 Steve Bagarus, vs. Washington, 12/16/45 (3-95)
Dante Lavelli, vs. Cleveland, 12/26/55 (3-95)
28.5 Charlie Brown, at Washington, 1/1/84 (6-171)

## Receiving Touchdowns

**Game**
3 Tom Fears, vs. Chicago, 12/17/50
2 Willie Anderson, at New York Giants, 1/7/90

**Game, Opponent**
3 Preston Pearson, vs. Dallas, 1/4/76
Willie Jackson, at New Orleans, 12/30/00
2 Dante Lavelli, at Cleveland, 12/24/50
Drew Pearson, at Dallas, 12/23/73
Art Monk, at Washington, 1/1/84
Randy Moss, vs. Minnesota, 1/16/00

**Most Consecutive Games, Touchdown**
2 Tom Fears, 1951-52
Harold Jackson, 1974-75
Harold Jackson, 1976-77
Preston Dennard, 1983
Isaac Bruce, 1999-2000
Torry Holt, 2004

## Rushing/Receiving Attempts

**Game**
40 Lawrence McCutcheon, vs. St. Louis, 12/22/74 (ru 37, re 3)
35 Eric Dickerson, vs. Dallas, 1/4/86 (ru 34, re 1)
Marshall Faulk, vs. Philadelphia, 1/27/02 (ru 31, re 4)
29 Wendell Tyler, at Tampa Bay, 1/6/80 (ru 28, re 1)

## Rushing/Receiving Yards

**Game**
244 Eric Dickerson, vs. Dallas, 1/4/86 (ru 248, re -4)
210 Lawrence McCutcheon, vs. St. Louis, 12/22/74 (ru 202, re 8)
172 Marshall Faulk vs. Philadelphia, 1/27/02 (ru 159, re 13)

## Punting

**Game**
11 Dale Hatcher, at Chicago, 1/12/86
9 Bob Waterfield, vs. Philadelphia, 12/18/49
**Johnny Hekker, vs. New England, 2/3/19 (SB LIII)**
7 Many times, last by Dale Hatcher, at San Francisco, 1/14/90

**Game, Opponent**
10 Maury Buford, at Chicago, 1/11/86
8 Neil Clabo, vs. Minnesota, 12/26/77
Tom Blanchard, at Tampa Bay, 1/6/80
Ken Walter, vs. New England, 2/3/02 (SB XXXVI)
7 Many times, last by Bucky Scribner, at Minnesota,

12/26/88

**Longest Punt**

**66** **Johnny Hekker, vs. Atlanta, 1/6/18**
64 Dave Chapple, at Dallas, 12/23/73
63 Dale Hatcher, at Minnesota, 12/26/88

**Longest Punt, Opponent**

68 Horace Gillom, at Cleveland, 12/24/50
60 Matt Bosher, vs. Atlanta, 1/6/18
57 Neil Clabo, vs. Minnesota, 12/26/77

## Average Gross Yards Punting

**Game (4 punts)**

50.8 Norm Van Brocklin, at Cleveland, 12/24/50 (4-203)
48.2 Dale Hatcher, at Minnesota, 12/26/88 (5-241)
**46.3** **Johnny Hekker vs. New England 2/3/19 (9-417)**

**Game, Opponent (4 punts)**

51.6 Matt Bosher, vs. Atlanta, 1/6/18 (5-258)
47.6 Mitch Berger, vs. Minnesota, 1/16/00 (5-238)
46.9 Mike Saxon, vs. Dallas, 1/4/86 (7-328)

## Punts Had Blocked

**Career**

3 Rusty Jackson, 1976
1 Bob Waterfield, 1946-52
Glen Walker, 1977

**Most Consecutive Punts, None Blocked**

44 Dale Hatcher, 1985-89, 91
**19** **Johnny Hekker, 2012-Present**
18 Bob Waterfield, 1946-52
17 John Misko, 1982-84
John Baker, 2000-01

## Punts Inside the 20-yard Line

**Career**

14 Dale Hatcher, 1985-89, 91
**11** **Johnny Hekker, 2012-Present**
6 John Baker, 2000-01
5 Bob Waterfield, 1946-52

**Game**

**5** **Johnny Hekker, twice, most recently, vs. New England, 2/3/19 (SB LIII)**
3 Five times, last by John Baker, vs. New England, 2/3/02 (SB XXXVI)
2 Many times, last by John Baker, vs. Green Bay, 1/20/02

## Punt Returns

**Game**

6 Eddie Brown, at Tampa Bay, 1/6/80
5 Jackie Wallace, vs. Minnesota, 12/31/78
4 Five times, last by Pharoh Cooper vs. Atlanta 1/6/18

**Game, Opponent**

6 George McAfee, vs. Chicago, 12/19/50
5 James Jones, at Dallas, 12/28/80
4 Many times, last by Karl Williams, vs. Tampa Bay, 1/23/00

## Punt Return Fair Catches

**Career**

7 Dre' Bly, 1999-2002
3 Dave Elmendorf, 1971-79
**2** **Many times, last by JoJo Natson, 2018-Present**

**Game**

3 Dre' Bly, vs. Philadelphia, 1/27/02
**2** **Many times, last by JoJo Natson, at New Orleans, 1/20/19**

**Game, Opponent**

3 Willie Wood, at Green Bay, 12/23/67
Nick Giaquinto, at Washington, 1/1/84
Gordon Banks, vs. Dallas, 1/4/86
Andre Roberts, vs. Atlanta, 1/6/18
2 Chad Morton, at New Orleans, 12/30/00
Tommylee Lewis, at New Orleans, 1/20/19

## Punt Returns Yards Gained

**Career**

105 Az-Zahir Hakim, 1998-2001
97 Cullen Bryant, 1973-82, 87
94 Henry Ellard, 1983-93

**Game**

72 Az-Zahir Hakim, vs. Minnesota 1/16/00
71 Verda (V.T.) Smith, at Detroit, 12/21/52
Jackie Wallace, vs. Minnesota, 12/31/78
67 Eddie Brown, at Tampa Bay, 1/6/80

**Game, Opponent**

152 Allen Rossum, at Atlanta, 1/15/05
81 James Jones, at Dallas, 12/28/80
68 George McAfee, vs. Chicago, 12/19/50

**Longest Punt Return**

65 Az-Zahir Hakim, at New Orleans, 12/30/00
57t Verda (V.T.) Smith, at Detroit, 12/21/52
37 Eddie Brown, at Tampa Bay, 1/6/60

**Longest Punt Return, Opponent**

68 Allen Rossum, at Atlanta, 1/15/05
48 Nick Giaquinto, at Washington, 1/1/84
45 Allen Rossum, at Atlanta, 1/15/05

## Punt Return Average Yardage

**Game (3 returns)**

19.7 Az-Zahir Hakim, at New Orleans, 12/30/00 (3-59)
18.0 Az-Zahir Hakim, vs. Minnesota, 1/16/00 (4-72)
14.2 Jackie Wallace, vs. Minnesota, 12/31/78 (5-71)

**Game, Opponent (3 returns)**

50.7 Allen Rossum, at Atlanta, 1/15/05 (3-152)
18.7 Nick Giaquinto, at Washington, 1/1/84 (3-56)
16.2 James Jones, at Dallas, 12/28/80 (5-81)

## Punt Return Touchdowns

**Game**

1 Verda (V.T.) Smith, at Detroit, 12/21/52

**Game, Opponent**

1 Allen Rossum, at Atlanta, 1/15/05

## Kickoff Returns

**Game**

7 Henry Ellard, at Washington, 1/1/84
6 Aveion Cason, at Atlanta, 1/15/05
Pharoh Cooper, vs. Atlanta, 1/6/18
5 Many times, last by Aveion Cason, at Seattle, 1/8/05

**Game, Opponent**

7 Robert Tate, vs. Minnesota, 1/16/00
6 Brian Mitchell, vs. Philadelphia, 1/27/02
Maurice Morris, at Seattle, 1/8/05
5 Ken Carpenter, vs. Cleveland, 12/23/51
Larry Anderson, vs. Pittsburgh, 1/20/80 (SB XIV)
Derrick Mason, vs. Tennessee 1/30/00 (SB XXXIV)
Rod Smart, vs. Carolina, 1/10/04

## Kickoff Return Yards

**Game**

174 Tony Horne, vs. Minnesota, 1/16/00
129 Woodley Lewis, at Detroit, 12/21/52
127 Woodley Lewis, vs. Cleveland, 12/26/55

**Game, Opponent**

162 Larry Anderson, vs. Pittsburgh, 1/20/80 (SB XIV)
151 Robert Tate, vs. Minnesota, 1/16/00
135 Ken Carpenter, vs. Cleveland, 12/23/51

**Longest Kickoff Return**

95t Tony Horne, vs. Minnesota, 1/16/00
46 Robert Delpino, at San Francisco, 1/14/90
43 Woodley Lewis, vs. Cleveland, 12/26/55

**Longest Kickoff Return, Opponent**

67 Terry Metcalf, vs. St. Louis, 12/27/75
45 Larry Anderson, vs. Pittsburgh, 1/20/80
41 Brian Mitchell, vs. Philadelphia, 1/27/02

## Kickoff Return Average Yardage

**Game (3 returns)**
- 43.5 Tony Horne, vs. Minnesota, 1/16/00 (4-174)
- 31.8 Woodley Lewis, vs. Cleveland, 12/26/55 (4-127)
- 29.3 Ron Waller, vs. Cleveland, 12/26/55 (3-88)

**Game, Opponent**
- 35.0 Terry Metcalf, vs. St. Louis, 12/27/75 (3-105)
- 32.4 Larry Anderson, vs. Pittsburgh, 1/20/80 (5-162) (SB XIV)
- 29.8 Alvin Kamar, at New Orleans, 1/20/19

## Kickoff Return Touchdowns

**Game**
- 1 Tony Horne, vs. Minnesota, 1/16/00

**Game, Opponent**
- Never

## Interceptions

**Game**
- 2 Bill Simpson, vs. Minnesota, 12/31/78
  Bill Simpson, vs. St. Louis, 12/27/75
  Tommy Polley, vs. Green Bay, 1/20/02
  Aeneas Williams, vs. Green Bay, 1/20/02
- **1 Many times, last by Cory Littleton, vs. New England, 2/3/19 (SB LIII)**

**Game, Opponent**
- 2 Many times, last by Sammy Knight, at New Orleans, 12/30/00
- 1 Many times, last by Stephon Gilmore, vs. New England, 2/3/19 (SB LIII)

**Most Consecutive Games, Interception**
- 2 Jack Reynolds, 1973
  Bill Simpson, 1975-76
  Monte Jackson, 1976
  LeRoy Irvin, 1980-83
  Aeneas Williams, 2001

## Interception Return Yards Gained

**Game**
- 94 LeRoy Irvin, at Dallas, 12/26/83
- 83 Bill Simpson, vs. St. Louis, 12/27/75
- 59 Isiah Robertson, at Dallas, 12/23/73

**Game, Opponent**
- 72 Darrell Green, at Washington, 1/1/84
- 68 Thomas Henderson, vs. Dallas, 1/7/79
- 65 Don Paul, vs. Cleveland, 12/26/55

**Longest Return (All TDs unless noted)**
- 94 LeRoy Irvin, at Dallas, 12/26/83
- 65t Bill Simpson, vs. St. Louis, 12/27/75
- 59t Isiah Robertson, at Dallas, 12/23/73

**Longest Return, Opponent**
- 72t Darrell Green, at Washington, 1/1/84
- 68t Thomas Henderson, vs. Dallas, 1/7/79
- 65t Don Paul, vs. Cleveland, 12/26/55

## Fumble Recoveries

**Career**
- 3 Fred Dryer, 1972-81
- 2 Chuck Lamson, 1965-67
  Dave Elmendorf, 1971-79
  Jack Youngblood, 1971-84

**Game**
- 2 Chuck Lamson, at Green Bay, 12/23/67
  Dave Elmendorf, at Minnesota, 12/29/74
  Leonard Little, vs. Philadelphia, 1/27/02
- **1 Many times, last by Jared Goff, at New Orleans, 1/20/19**

**Game, Opponent**
- 2 Matt Blair, at Minnesota, 12/26/76
- 1 Many times, last by Alvin Kamara, at New Orleans, 1/20/19

**Longest Fumble Return**
- 22 Andy Robustelli, vs. Cleveland, 12/23/51
- 10 Jack Youngblood, at Minnesota, 12/26/76
- 9 Fred Dryer, vs. St. Louis, 12/27/75

**Longest Fumble Return, Opponent**
- 52t Wilber Marshall, at Chicago, 1/11/86
- 21 Alvin Walton, at Washington, 12/28/86
- 19 Neal Olkewicz, at Washington, 12/28/86

## Sacks

**Career**
- 8.5 Jack Youngblood, 1971-84
- 7 Kevin Greene, 1985-92
- 5 Leonard Little, 1998-

**Game**
- 3 Gary Jeter, vs. Dallas, 1/4/86
  Kevin Greene, at Minnesota, 12/26/88
- 2.5 Jack Youngblood, at Dallas, 12/23/73
- 2 Leonard Little, vs. Philadelphia, 1/27/02
  Brian Young, vs. Carolina, 1/10/04

**Game, Opponent**
- 3.5 Henry Jordan, at Green Bay, 12/23/67
- 2 Four times, last by Dont'a Hightower 2/3/19 (SB LIII)

## Blocked Punts

**Game**
- Never

**Game, Opponent**
- 2 Charlie Waters, at Dallas, 12/19/76
- 1 Leo Skladany, vs. Philadelphia, 12/18/49
  Matt Blair, at Minnesota, 12/26/76
  Scott Studwell, at Minnesota, 12/31/78

## Blocked Field Goals

**Game**
- 1 Todd Lyght, vs. Tennessee, 1/30/00 (SB XXXIV)

**Game, Opponent**
- 1 Bill Willis, vs. Cleveland, 12/23/51
- 1 Nate Allen, at Minnesota, 12/26/76

# Team Playoff Records

## Scoring

**Most Points**
- 49 vs. Minnesota, 1/16/00 (Rams 49, Vikings 37)
- 45 vs. Green Bay, 1/20/02 (Rams 45, Packers 17)
- 35 vs. St. Louis, 12/27/75 (Rams 35, Cardinals 23)

**Most Points, Opponent**
- 51 at Washington, 1/1/84 (Redskins 51, Rams 7)
- 47 at Atlanta, 1/15/05 (Falcons 47, Rams 17)
- 38 vs. Cleveland, 12/26/55 (Browns 38, Rams 14)

**Fewest Points**
- 0 vs. Philadelphia, 12/18/49 (Eagles 14, Rams 0)
  vs. Dallas, 1/7/79 (Cowboys 28, Rams 0)
  at Chicago, 1/12/86 (Bears 24, Rams 0)
- 3 at San Francisco, 1/14/90 (49ers 30, Rams 3)
  vs. New England, 2/3/19 (SB LIII) (Patriots 13, Rams 3)
- 7 vs. Minnesota, 12/26/77 (Vikings 14, Rams 7)
  vs. Dallas, 1/4/76 (Cowboys 37, Rams 7)
  at Green Bay, 12/23/67 (Packers 28, Rams 7)
  at Washington, 1/1/84 (Redskins 51, Rams 7)

**Fewest Points, Opponent**
- 0 at Tampa Bay, 1/6/80 (Rams 9, Buccaneers 0)
  vs. Dallas, 1/4/86 (Rams 20, Cowboys 0)
- 6 vs. Tampa Bay, 1/23/00 (Rams 11, Buccaneers 6)
- 7 at Philadelphia, 12/31/89 (Rams 21, Eagles 7)

**Most Decisive Win**
- 28 vs. Green Bay, 1/20/02 (Rams 45, Packers 17)
- 24 vs. Minnesota, 12/31/78 (Rams 34, Vikings 10)
- 20 vs. Dallas, 1/4/86 (Rams 20, Cowboys 0)

**Most Decisive Loss**
- 44 at Washington, 1/1/84 (Redskins 51, Rams 7)
- 30 vs. Dallas, 1/4/76 (Cowboys 37, Rams 7)
  at Atlanta, 1/15/05 (Falcons 47, Rams 17)
- 28 vs. Dallas, 1/7/79 (Cowboys 28, Rams 0)

**Most Points, Both Teams**
- 86 vs. Minnesota, 1/16/00 (Rams 49, Vikings 37)
- 64 at Atlanta, 1/15/05 (Falcons 47, Rams 17)
- 62 vs. Green Bay, 1/20/02 (Rams 45, Packers 17)

## First Downs

**Most First Downs**
- **30 vs. Dallas, 1/12/19**
- 26 vs. St. Louis, 12/27/75
  at New York Giants, 1/7/90
  vs. New England, 2/3/02 (SB XXXVI)
- 25 vs. Minnesota, 12/31/78
- 23 vs. Tennessee, 1/30/00 (SB XXXIV)
  vs. Tampa Bay, 1/23/00
  vs. Minnesota, 1/16/00
  vs. Carolina, 1/10/04

**Most First Downs, Opponent**
- 29 at Dallas, 12/28/80
  at San Francisco, 1/14/90
- 27 vs. Minnesota, 1/16/00
  vs. Tennessee, 1/30/00 (SB XXXIV)
- 24 vs. Dallas, 1/4/76
  at Dallas, 12/26/83
  vs. Carolina, 1/10/04
  at Seattle, 1/8/05

**Most First Downs, Both Teams**
- 50 vs. Minnesota, 1/16/00 (Vikings 27, Rams 23)
  vs. Tenneseee, 1/30/00 (SB XXXIV)
  (Titans 27, Rams 23)
- 49 vs. Dallas, 1/12/19 (Rams 30, Cowboys 19)
- 48 vs. St. Louis, 12/27/75 (Cardinals 22, Rams 17)

**Fewest First Downs**
- 7 vs. Philadelphia, 12/18/49
- 9 vs. Dallas, 1/4/76
  at Chicago, 1/12/86
  at San Francisco, 1/14/90
- 11 at Dallas, 12/23/73
  vs. Chicago, 12/17/50

**Fewest First Downs, Opponent**
- 7 at Tampa Bay, 1/6/80
- 8 vs. Washington, 12/16/45
- 12 vs. Minnesota, 12/31/78
  vs. Tampa Bay, 1/23/00

**Fewest First Downs, Both Teams**
- 22 vs. Washington, 12/16/45 (Rams 14, Redskins 8)
  at Chicago, 1/12/86 (Bears 13, Rams 9)
- 24 vs. Philadelphia, 12/18/49 (Rams 7, Eagles 17)
- 26 at Dallas, 12/23/73 (Rams 11, Cowboys 15)

**Most First Downs, Rushing**
- **17 vs. Dallas, 1/12/19**
- 14 vs. St. Louis, 12/27/75
  at Minnesota, 12/26/76
- 13 vs. Minnesota, 12/31/78
  at Tampa Bay, 1/6/80

**Most First Downs, Rushing, Opponent**
- 19 at Dallas, 12/28/80
- 14 at Atlanta, 1/15/05
- 12 vs. Philadelphia, 12/18/49
  vs. Chicago, 12/17/50
  at San Francisco, 1/14/90
  vs. Tennessee, 1/30/00 (SB XXXIV)

**Fewest First Downs, Rushing**
- 0 vs. Philadelphia, 12/18/49
  at San Francisco, 1/14/90
- 1 vs. Dallas, 1/4/76
  vs. Tennessee, 1/30/00 (SB XXXIV)
  at New Orleans, 12/30/00
- 2 Three times, last vs. New England, 2/3/19 (SB LIII)

**Fewest First Downs, Rushing, Opponent**
- 1 at New Orleans, 12/30/00
- 2 vs. Minnesota, 12/31/78
- 3 vs. Washington, 12/16/45
  vs. Dallas, 1/4/86

**Most First Downs, Passing**
- 18 vs. Minnesota, 1/16/00
  vs. Tennessee, 1/30/00 (SB XXXIV)
  at Philadelphia, 12/31/89
- 17 vs. Carolina, 1/10/04
  **vs. Dallas, 1/12/19**

**Most First Downs, Passing, Opponent**
- 20 vs. Minnesota, 1/16/00
  at Dallas, 12/26/83
- 16 vs. Cleveland, 12/23/51
  vs. St. Louis, 12/27/75
  at San Francisco, 1/14/90
- 15 at Seattle, 1/8/05

**Fewest First Downs, Passing**
- 3 at Dallas, 1/4/86
  at Chicago, 1/12/86
- 4 vs. Washington, 12/16/45
- 5 at Dallas, 12/23/73
  vs. New York Giants, 12/23/84

**Fewest First Downs, Passing, Opponent**
- 4 at Tampa Bay, 1/6/80
  vs. Washington, 12/16/45
  vs. Philadelphia, 12/18/49
  at Dallas, 12/23/73
  vs. Minnesota, 12/26/77
  at Atlanta, 1/15/05
- 5 at Washington, 12/28/86
- 7 at Minnesota, 12/29/74

**Most First Downs, Penalty**
- 4 vs. Tennessee, 1/30/00 (SB XXXIV)
  at Seattle, 1/8/05
- 3 at Dallas, 12/19/76
  at Dallas, 12/26/83
  vs. New England, 2/3/02 (SB XXXVI)
- 2 Many times, last vs. Minnesota, 1/16/00

**Most First Downs, Penalty, Opponent**
- 4 vs. New England, 2/3/19 (SB LIII)
- 3 vs. New York Giants, 12/23/84
- 2 at Minnesota, 12/29/74
  at Dallas, 1/7/79
  at New Orleans, 12/30/00
  at Seattle, 1/8/05
  vs. Atlanta, 1/6/18
  at New Orleans, 1/20/19

## Net Yards Gained

**Most Yards Gained**
459 vs. Dallas, 1/12/19
448 at New York Giants, 1/7/90
440 vs. St. Louis, 12/27/75

**Most Yards Gained, Opponent**
528 at Dallas, 12/28/80
485 vs. Carolina, 1/10/04
476 vs. Minnesota, 1/16/00

**Most Yards Gained, Both Teams**
881 vs. Minnesota, 1/16/00 (Vikings 476, Rams 405)
865 vs. Carolina, 1/10/04 (Panthers, 485, Rams 380)
832 at Cleveland, 12/24/50 (Rams 418, Browns 414)

**Fewest Yards Gained**
118 vs. Dallas, 1/4/76
119 vs. Philadelphia, 12/18/49
130 at Chicago, 1/12/86

**Fewest Yards Gained, Opponent**
181 at Tampa Bay, 1/6/80
189 vs. Minnesota, 12/26/77
192 vs. New York Giants

**Fewest Yards Gained, Both Teams**
362 at Chicago, 1/12/86 (Bears 232, Rams 130)
406 vs. New York Giants, 12/23/84 (Giants 214, Rams 192)
456 vs. Minnesota, 12/26/77 (Rams 267, Vikings 189)

## Rushing Attempts

**Most Rushing Attempts**
53 at Tampa Bay, 1/6/80
50 vs. St. Louis, 12/27/75
49 at Dallas, 12/19/76

**Most Rushing Attempts, Opponent**
61 vs. Philadelphia, 12/18/49
50 vs. Dallas, 1/4/76
49 vs. Minnesota, 12/26/77

**Fewest Rushing Attempts**
10 at San Francisco, 1/14/90
13 vs. Tennessee, 1/30/00 (SB XXXIV)
16 vs. Dallas, 1/4/76
at Washington, 1/1/84
at New Orleans, 12/30/00
vs. Atlanta, 1/6/18

**Fewest Rushing Attempts, Opponent**
16 vs. Minnesota, 12/31/78
18 vs. Dallas, 1/4/86
20 at Dallas, 12/26/83

## Rushing Yards

**Most Yards Gained Rushing**
273 vs. Dallas, 1/12/19
269 vs. Dallas, 1/4/86
237 vs. St. Louis, 12/27/75

**Most Yards Gained Rushing, Opponents**
338 at Dallas, 12/28/80
327 at Atlanta, 1/15/05
274 vs. Philadelphia, 12/18/49

**Most Yards Gained Rushing, Both Teams**
430 at Dallas, 12/28/80 (Cowboys 338, Rams 92)
404 at Atlanta, 1/15/05 (Falcons 327, Rams 77)
351 at Minnesota, 12/26/76 (Rams 193, Vikings 158)

**Fewest Yards Gained Rushing**
21 vs. Philadelphia, 12/18/49
22 vs. Dallas, 1/4/76
26 at San Francisco, 1/14/90

**Fewest Yards Gained Rushing, Opponent**
35 vs. Washington, 12/16/45
36 vs. Minnesota, 12/31/78
40 vs. New York Giants, 12/23/84

**Fewest Yards Gained Rushing, Both Teams**
84 at New Orleans, 12/30/00 (Saints 50, Rams 34)
118 vs. Minnesota, 1/16/00 (Vikings 87, Rams 31)
128 vs. Tampa Bay, 1/23/00 (Buccaneers 77, Rams 51)

## Passing Attempts

**Most Passes Attempted**
46 vs. Carolina, 1/10/04
45 vs. Tennessee, 1/30/00 (SB XXXIV)
at Minnesota, 12/26/88
vs. Atlanta, 1/6/18
44 at New York Giants, 1/7/90
vs. New England, 2/3/02 (SB XXXVI)

**Most Passes Attempted, Opponent**
53 at Dallas, 12/26/83
50 vs. Minnesota, 1/16/00
44 vs. Green Bay, 1/20/02

**Most Passes Attempted, Both Teams**
84 at Dallas, 12/26/83 (Cowboys 53, Rams 31)
83 vs. Minnesota, 1/16/00 (Vikings 50, Rams 33)
81 vs. Tennessee, 1/30/00 (SB XXXIV) (Rams 45, Titans 36)

**Fewest Passes Attempted**
15 vs. New York Giants, 12/23/84
18 at Washington, 12/28/86
21 at Dallas, 12/30/79

**Fewest Passes Attempted, Opponent**
9 vs. Philadelphia, 12/18/49
10 vs. Minnesota, 12/26/77
16 at Dallas, 12/23/73

**Fewest Passes Attempted, Both Teams**
36 vs. Philadelphia, 12/18/49 (Rams 27, Eagles 9)
40 at Dallas, 12/23/73 (Rams 24, Cowboys 16)
42 vs. Minnesota, 12/26/77 (Rams 32, Vikings 10)

## Passing Completions

**Most Passes Completed**
28 vs. New England, 2/3/02 (SB XXXVI)
27 vs. Minnesota, 1/16/00
vs. Carolina, 1/10/04
**26 at New Orleans, 1/20/19**

**Most Passes Completed, Opponent**
32 at Dallas, 12/26/83
29 vs. Minnesota, 1/16/00
27 at San Francisco, 1/14/90
at Seattle, 1/8/05

**Most Passes Completed, Both Teams**
56 vs. Minnesota, 1/16/00 (Vikings 29, Rams 27)
**52 at New Orleans, 1/20/19 (Rams 26, Saints 26)**
48 at Dallas, 12/26/83 (Cowboys 32, Rams 16)

**Fewest Passes Completed**
6 vs. Dallas, 1/4/86
7 at Dallas, 12/23/73
9 at Dallas, 12/30/79
at Minnesota, 12/26/76
at Washington, 12/28/86

**Fewest Passes Completed, Opponent**
5 vs. Philadelphia, 12/18/49
vs. Minnesota, 12/26/77
at Tampa Bay, 1/6/80
8 at Dallas, 12/23/73
9 vs. Washington, 12/16/45

**Fewest Passes Completed, Both Teams**
15 vs. Philadelphia, 12/18/49 (Rams 10, Eagles 5)
15 at Dallas, 12/23/73 (Cowboys 8, Rams 7)
17 at Tampa Bay, 1/6/80 (Rams 12, Buccaneers 5)

## Passing Yards

**Most Yards Gained, Passing**
407 vs. Tennessee, 1/30/00 (SB XXXIV)
374 vs. Minnesota, 1/16/00
350 at New Orleans, 12/30/00

**Most Yards Gained, Passing, Opponent**
389 vs. Minnesota, 1/16/00
332 at Seattle, 1/8/05
315 at Washington, 1/1/84

**Most Yards Gained, Passing, Both Teams**
763 vs. Minnesota, 1/16/00 (Vikings 389, Rams 374)
626 at Seattle, 1/8/05 (Seahawks 332, Rams 294)
615 vs. Tennessee, 1/30/00 (SB XXXIV) (Rams 407, Titans 208)

**Fewest Yards Gained, Passing**
47 vs. Dallas, 1/4/86
66 at Chicago, 1/12/86
96 vs. Dallas, 1/4/76

**Fewest Yards Gained, Passing, Opponent**
42 vs. Minnesota, 12/26/77
68 vs. Philadelphia, 12/18/49
70 at Atlanta, 1/15/05

**Fewest Yards Gained, Passing, Both Teams**
163 vs. Minnesota, 12/26/77 (Rams 118, Vikings 49)
166 vs. Philadelphia, 12/18/49 (Rams 98, Eagles 68)
185 at Chicago, 1/12/86 (Bears 144, Rams 41)

## Sacks Absorbed

**Most Sacks**
7 at Dallas, 12/23/73
5 vs. Cleveland, 12/23/51
vs. Dallas, 1/4/86
at Minnesota, 12/26/88
vs. Tampa Bay, 1/23/00
4 Many times, last vs. New England, 2/3/19 (SB LIII)

**Most Sacks, Opponent**
5 at Green Bay, 12/23/67
at Dallas, 12/23/73
vs. Dallas, 1/4/76
at Seattle, 1/8/05
4 at Pittsburgh, 1/20/80
at Atlanta, 1/15/05
3 Many times, last vs. Atlanta, 1/6/18

## Sack Yardage

**Most Sack Yardage**
52 vs. Chicago, 12/17/50
47 vs. Cleveland, 12/23/51
44 at Dallas, 12/23/73

**Most Sack Yardage, Opponent**
51 vs. Dallas, 1/4/76
44 at Green Bay, 12/23/67
42 vs. Pittsburgh, 1/20/80

## Interceptions

**Most Interceptions**
6 vs. Green Bay, 1/20/02
4 at Detroit, 12/21/52
3 Many times, last at Dallas, 1/4/86

**Most Interceptions, Opponent**
7 vs. Cleveland, 12/26/55
5 at Cleveland, 12/24/50
5 vs. Dallas, 1/7/79

## Interception Return Yards

**Most Yards**
161 vs. Green Bay, 1/20/02
130 vs. St. Louis, 12/27/75
111 at Dallas, 12/26/83

**Most Yards, Opponent**
123 vs. Dallas, 1/7/79
103 vs. Cleveland, 12/26/55
77 vs. New England, 2/3/02 (SB XXXVI)

## Punting

**Most Punts**
11 at Chicago, 1/12/86
10 vs. Chicago, 12/17/50
**9 three times, last vs. New England, 2/3/19 (SB LIII)**

**Most Punts, Opponent**
9 at Philadelphia, 12/31/89
8 Many times, last vs. New England, 2/3/02 (SB XXXVI)
6 at New Orleans, 12/30/00

**Fewest Punts**
1 vs. Carolina, 1/10/04
**vs. Dallas, 1/12/19**
2 vs. Tennessee, 1/30/00 (SB XXXIV)
3 at Minnesota, 12/27/69
at Washington, 12/28/86
vs. Minnesota, 1/16/00
vs. Philadelphia, 1/27/02
at Seattle, 1/8/05

**Fewest Punts, Opponent**
2 Many times, last at Atlanta, 1/15/05
3 Many times, last at Seattle, 1/8/05
4 Many times, last vs. Philadelphia, 1/27/02

## Average Punting Yardage

**Highest Average Distance (4 punts)**
50.8 at Cleveland, 12/24/50
48.2 at Minnesota, 12/26/88
45.8 at Atlanta, 1/15/05

**Highest Average Distance, Opponent (4 punts)**
51.6 vs. Atlanta, 1/6/18
47.6 vs. Minnesota, 1/16/00
46.9 vs. Dallas, 1/4/86

## Punt Returns

**Most Punt Returns**
7 at Minnesota, 12/26/76
6 vs. Minnesota, 12/31/78
at Tampa Bay, 1/6/80
5 Five times, last vs. Minnesota, 12/26/88

**Most Punt Returns, Opponent**
7 vs. Chicago, 12/24/50
5 at Dallas, 12/28/80
4 vs. Dallas, 1/7/79
at Dallas, 12/19/76
vs. Dallas, 1/4/76
at Minnesota, 12/29/74
vs. Pittsburgh, 1/20/80 (SB XIV)

## Punt Return Yards Gained

**Most Yards, Punt Returns**
82 vs. Minnesota, 12/31/78
76 at Detroit, 12/21/52
72 vs. Minnesota, 1/16/00

**Most Yards, Punt Returns, Opponent**
152 at Atlanta, 1/15/05
82 vs. Chicago, 12/24/50
81 at Dallas, 12/28/80

## Kickoff Returns

**Most Kickoff Returns**
10 at Washington, 1/1/84
8 vs. Dallas, 1/4/76
7 vs. Cleveland, 12/26/55
at Atlanta, 1/15/05

**Most Kickoff Returns, Opponent**
8 vs. Minnesota, 1/16/00
7 vs. St. Louis, 12/27/75
vs. Green Bay, 1/20/02
vs. Philadelphia, 1/27/02
6 at Minnesota, 12/27/69
vs. Minnesota, 12/31/78
vs. Carolina 1/10/04
at Seattle, 1/8/05
vs. Atlanta, 1/6/18

## Kickoff Return Yards Gained

**Most Yards, Kickoff Returns**
215 vs. Cleveland, 12/26/55
174 vs. Minnesota, 1/16/00
167 vs. Dallas, 1/4/76

**Most Yards, Kickoff Returns, Opponent**
188 vs. St. Louis, 12/27/75
174 vs. Minnesota, 1/16/00
162 vs. Pittsburgh, 1/20/80 (SB XIV)

## Fumbles

**Most Fumbles**
- 5 vs. St. Louis, 12/27/75
- 4 at Minnesota, 12/26/76
  at Chicago, 1/12/86
  at Washington, 12/28/86
- 3 Many times, last at New Orleans, 12/30/00

**Most Fumbles, Opponent**
- 6 at Philadelphia, 12/31/89
- 5 at Minnesota, 12/29/79
- 4 vs. Cleveland, 12/23/51
  at New Orleans, 12/30/00

## Fumbles Lost

**Most Fumbles Lost**
- 4 at Washington, 12/28/86
- 3 at Minnesota, 12/29/74
  vs. St. Louis, 12/27/75
- 2 Many times, last vs. Atlanta, 1/6/18

**Most Fumbles Lost, Opponent**
- 3 at Cleveland, 12/24/50
  at Green Bay, 12/23/67
  vs. Washington, 12/22/74
  vs. Dallas, 1/4/86
- 2 Many times, last vs. Minnesota, 1/16/00

## Penalties

**Most Penalties**
- 10 vs. New York Giants, 12/23/84
  at Minnesota, 12/26/88
  vs. Minnesota, 1/16/00
- 9 at New Orleans, 12/30/00
  **vs. New England, 2/3/19 (SB LIII)**
- 8 four times, most recently, vs. Chicago Bears, 12/17/50

**Most Penalties, Opponent**
- 13 vs. Carolina, 1/10/04
- 11 at Dallas, 12/28/80
- 10 vs. Dallas, 1/7/79
  vs. Minnesota, 1/16/00

**Fewest Penalties**
- 1 at Philadelphia, 12/31/89
- 2 Many times, last at San Francisco, 1/14/90
- 3 at Tampa Bay, 1/16/80
  at Minnesota, 12/26/76
  at Green Bay, 12/23/67

**Fewest Penalties, Opponent**
- 1 vs. Washington, 12/22/74
- 2 vs. Minnesota, 12/31/78
  at Minnesota, 12/29/74
  vs. Philadelphia, 1/27/02
- 3 vs. Green Bay, 1/20/02
  vs. Tampa Bay, 1/23/00
  at San Francisco, 1/14/90
  at Cleveland, 12/24/50
  at New Orleans, 1/20/19
  vs. New England, 2/3/19 (SB LIII)

## Penalty Yardage

**Most Yards Penalized**
- 94 at Dallas, 12/19/76
- 78 at Washington, 12/28/86
- 75 vs. New York Giants, 12/23/84

**Most Yards Penalized, Opponent**
- 92 vs. Carolina, 1/10/04
- 85 vs. Dallas, 1/7/79
- 81 vs. New York Giants, 12/23/84

**Fewest Yards Penalized**
- 5 at Philadelphia, 12/31/89
- 10 at San Francisco, 1/14/90
- 26 vs. Pittsburgh, 1/20/80 (SB XIV)

**Fewest Yards Penalized, Opponent**
- 12 vs. Minnesota, 12/31/78
- 15 vs. Philadelphia, 1/27/02
- 20 at Minnesota, 12/29/74
  vs. Green Bay, 1/20/02
  at New Orleans, 1/20/19
  vs. New England, 2/3/19 (SB LIII)

# Individual Super Bowl Records

## Scoring

**Most Points, Game**
9 Jeff Wilkins, vs. Tennessee, 1/30/00
6 Ron Smith, vs. Pittsburgh ,1/20/80
Cullen Bryant, vs. Pittsburgh, 1/20/80
Frank Corral, vs. Pittsburgh, 1/20/80
Torry Holt, vs. Tennessee, 1/30/00
Isaac Bruce, vs. Tennessee, 1/30/00
Kurt Warner, vs. New England, 2/3/02
Ricky Proehl, vs. New England, 2/3/02
**Game, Opponent**
12 Franco Harris, vs. Pittsburgh, 1/20/80
Eddie George, vs. Tennessee, 1/30/00
7 Stephen Gostkowski, vs. New England, 2/3/19

## Touchdowns

**Game**
1 Ron Smith, vs. Pittsburgh, 1/20/80
Cullen Bryant, vs. Pittsburgh, 1/20/80
Torry Holt, vs. Tennessee, 1/30/00
Isaac Bruce, vs. Tennessee, 1/30/00
Kurt Warner, vs. New England, 2/3/02
Ricky Proehl, vs. New England, 2/3/02
**Game, Opponent**
2 Franco Harris, vs. Pittsburgh, 1/20/80
Eddie George, vs. Tennessee, 1/30/00
1 Three times, last by Sony Michel, vs. New England, 2/3/19

## Point After Touchdowns

**Most Attempted, Game**
2 Jeff Wilkins, vs. Tennessee, 1/30/00
Jeff Wilkins, vs. New England, 2/3/02
1 Frank Corral, vs. Pittsburgh, 1/20/80
**Most Made, Game**
2 Jeff Wilkins, vs. Tennessee, 1/30/00
Jeff Wilkins, vs. New England, 2/3/02
1 Frank Corral, vs. Pittsburgh, 1/20/80
**Made, Opponent**
4 Matt Bahr, vs. Pittsburgh, 1/20/80
2 Adam Vinatieri, vs. New England, 2/3/02
1 Twice, last by Stephen Gostkowski, vs. New England, 2/3/19

## Field Goals

**Most Attempted, Game**
4 Jeff Wilkins, vs. Tennessee, 1/30/00
**2 Three times, last by Greg Zuerlein, 2/3/19**
**Most Attempted, Opponent, Game**
3 Al Del Greco, vs. Tennessee, 1/30/00
2 Adam Vinatieri, vs. New England, 2/3/02
Stephen Gostkowski, vs. New England, 2/3/19
**Most Made, Game**
3 Jeff Wilkins, vs. Tennessee, 1/30/00
2 Frank Corral, vs. Pittsburgh, 1/20/80
**1 Twice, last by Greg Zuerlein, vs. New England, 2/3/19**
**Most Made, Opponent, Game**
2 Adam Vinatieri, vs. New England, 2/3/02
Stephen Gostkowski, vs. New England, 2/3/19
**Most Consecutive Field Goals Made**
2 Jeff Wilkins, vs. Tennessee, 1/30/00
Frank Corral, vs. Pittsburgh, 1/20/80
**Most Consecutive Games Made**
2 Jeff Wilkins, vs. Tennessee, 1/30/00
1 Frank Corral, vs. Pittsburgh, 1/20/80
**Longest Field Goal**
**53 Greg Zuerlein, vs. New England, 2/3/19**
50 Jeff Wilkins, vs. New England, 2/3/02
45 Frank Corral, vs. Pittsburgh, 1/20/80
**Longest Field Goal, Opponent**
48 Adam Vinatieri, vs. New England, 2/3/02
43 Al Del Greco, vs. Tennessee, 1/30/00
41 Matt Bahr, vs. Pittsburgh, 1/20/80
Stephen Gostkowski, vs. New England, 2/3/19

## Rushing Attempts

**Game**
17 Wendell Tyler, vs. Pittsburgh, 1/20/80
Marshall Faulk, vs. New England, 2/3/02
10 Marshall Faulk, vs. Tennessee, 1/30/00
**Todd Gurley II vs. New England, 2/3/19**
**Opponent, Game**
28 Eddie George, vs. Tennessee, 1/30/00
20 Franco Harris, vs. Pittsburgh, 1/20/80
18 Twice, last by Sony Michel, vs. New England, 2/3/19

## Rushing Yards Gained

**Game**
76 Marshall Faulk, vs. New England, 2/3/02
60 Wendell Tyler, vs. Pittsburgh, 1/20/80
30 Cullen Bryant, vs. Pittsburgh, 1/20/80
**Game, Opponent**
95 Eddie George, vs. Tennessee, 1/30/00
94 Sony Michel, vs. New England, 2/3/19
92 Antowain Smith, vs. New England, 2/3/02
**Longest Run**
39 Wendell Tyler, vs. Pittsburgh, 1/20/80
**16 Todd Gurley II, vs. New England, 2/3/19**
15 Marshall Faulk, vs. New England, 2/3/02
**Longest Run, Opponent**
26 Sony Michel, vs. New England, 2/3/19
23 Steve McNair, vs. Tennessee, 1/30/00
22 David Patten, vs. New England, 2/3/02

## Rushing Average

**Game (10 attempts)**
3.50 Wendell Tyler, vs. Pittsburgh, 1/20/80
**Todd Gurley II, vs. New England, 2/3/19**

## Rushing Touchdowns

**Game**
1 Cullen Bryant, vs. Pittsburgh, 1/20/80
Kurt Warner, vs. New England, 2/3/02
**Game, Opponent**
2 Franco Harris, vs. Pittsburgh, 1/20/80
Eddie George, vs. Tennessee, 1/30/00

## Passing Attempts

**Game**
45 Kurt Warner, vs.Tennessee, 1/30/00
44 Kurt Warner, vs. New England, 2/3/02
**38 Jared Goff, vs. New England, 2/3/19**
**Game, Opponent**
36 Steve McNair, vs. Tennessee, 1/30/00
35 Tom Brady, vs. New England, 2/3/19
27 Tom Brady, vs. New England, 2/3/02

## Passing Completions

**Game**
28 Kurt Warner, vs. New England, 2/3/02
24 Kurt Warner, vs. Tennessee, 1/30/00
**19 Jared Goff, vs. New England, 2/3/19**
**Game, Opponent**
22 Steve McNair, Tennessee, 1/30/00
21 Tom Brady, vs. New England, 2/3/19
16 Tom Brady, vs. New England, 2/3/02

## Passing Completion Percentage

**Game (20 attempts)**
63.6 Kurt Warner, vs. New England, 2/3/02 (28 of 44)
60.0 Vince Ferragamo, vs. Pittsburgh, 1/20/80 (15 of 25)
53.3 Kurt Warner, vs. Tennessee, 1/30/00 (24 of 45)
**Game, Opponent (20 attempts)**
66.7 Terry Bradshaw, vs. Pittsburgh, 1/20/80 (14 of 21)
61.1 Steve McNair, vs. Tennessee, 1/30/00 (22 of 36)
60.0 Tom Brady, vs. New England, 2/3/19 (21 of 35)

## Passing Yards Gained

**Game**
414 Kurt Warner, vs. Tennessee, 1/30/00
365 Kurt Warner, vs. New England, 2/3/02
**229 Jared Goff, vs. New England, 2/3/19**
**Game, Opponent**
309 Terry Bradshaw, Pittsburgh, 1/20/80
262 Tom Brady, vs. New England, 2/3/19
214 Steve McNair, Tennessee, 1/30/00
**Longest Pass Completion (All TDs unless noted)**
73t Kurt Warner (to Isaac Bruce), vs. Tennessee, 1/30/00
52 Kurt Warner (to Marshall Faulk), vs. Tennessee, 1/30/00
50 Vince Ferragamo (to Billy Waddy), vs. Pittsburgh, 1/20/80
**Longest Pass Completion, Opponent (All TDs unless noted)**
73t Terry Bradshaw, (to John Stallworth), Pittsburgh, 1/20/80
47t Terry Bradshaw, (to Lynn Swann), Pittsburgh. 1/20/80
45 Terry Bradshaw (to John Stallworth), Pittsburgh, 1/20/80

## Passing Touchdowns

**Game**
2 Kurt Warner, vs. Tennessee,1/30/00
1 Lawrence McCutcheon, vs. Pittsburgh, 1/20/80
1 Kurt Warner, vs. New England, 2/3/02
**Game, Opponent**
2 Terry Bradshaw, vs. Pittsburgh, 1/20/80
1 Tom Brady, vs. New England, 2/3/02

## Passes Had Intercepted

**Game**
2 Kurt Warner, vs. New England, 2/3/02
**1 Twice, most recently Jared Goff, vs. New England, 2/3/19**
**Game, Opponent**
3 Terry Bradshaw, Pittsburgh, 1/20/80
**Most Attempts, No Interceptions, Game**
45 Kurt Warner, vs. Tennessee, 1/30/00
**Most Attempts, No Interceptions, Opponent**
36 Steve McNair, vs. Tennessee, 1/30/00
27 Tom Brady, vs. New England, 2/3/02

## Times Sacked

**Game**
4 Vince Ferragamo, vs. Pittsburgh 1/20/80
**Jared Goff, vs. New England, 2/3/19**
3 Kurt Warner, vs. New England, 2/3/02
**Game, Opponent**
1 Four times, last by Tom Brady, vs. New England, 2/3/19

## Receptions

**Game**
**8 Brandin Cooks, vs. New England, 2/3/19**
7 Torry Holt, vs. Tennessee, 1/30/00
6 Isaac Bruce, vs. Tennessee, 1/30/00
**Game, Opponent**
10 Julian Edelman, vs. New England, 2/3/19
7 Jackie Harris, Tennessee, 1/30/00
6 Troy Brown, vs. New England, 2/3/02
5 Frank Wycheck, Tennessee, 1/30/00
Lynn Swann, Pittsburgh, 1/20/80

## Receiving Yards

**Game**
162 Isaac Bruce, vs. Tennessee, 1/30/00
**120 Brandin Cooks, vs. New England, 2/3/19**
109 Torry Holt, vs. Tennessee, 1/30/00
**Game, Opponent**
141 Julian Edelman, vs. New England, 2/3/19
121 Lance Stallworth, vs. Pittsburgh, 1/20/80
89 Troy Brown, vs. New England, 2/3/02
**Longest Pass Reception (All TDs unless noted)**
73t Isaac Bruce, vs. Tennessee, 1/30/00
52 Marshall Faulk, vs. Tennessee, 1/30/00
50 Billy Waddy, vs. Pittsburgh, 1/20/80
**Longest Pass Reception, Opponent**
73t John Stallworth, vs. Pittsburgh, 1/20/80
47t Lynn Swann, vs. Pittsburgh, 1/20/80
45t John Stallworth, vs. Pittsburgh, 1/20/80

## Receiving Average

**Game (min. three receptions)**
27.0 Isaac Bruce, vs. Tennessee, 1/30/00 (6-162)
23.7 Ricky Proehl, vs. New England, 2/3/02 (3-71)
18.0 Marshall Faulk, vs. Tennessee, 1/30/00 (5-90)
Az-Zahir Hakim, vs. New England, 2/3/02 (5-90)

## Receiving Touchdowns

**Game**
1 Ron Smith, vs. Pittsburgh,1/20/80
Torry Holt, vs. Tennessee, 1/30/00
Isaac Bruce, vs. Tennessee, 1/30/00
Ricky Proehl, vs. New England, 2/3/02
**Game, Opponent**
1 Lynn Swann, vs. Pittsburgh, 1/20/80
Lance Stallworth, vs. Pittsburgh, 1/20/80
David Patten, vs. New England, 2/3/02

## Rushing/Receiving Attempts

**Game**
21 Marshall Faulk, vs. New England, 2/3/02
20 Wendell Tyler, vs. Pittsburgh, 1/20/80
15 Marshall Faulk, vs. Tennessee, 1/30/00

## Rushing/Receiving Yards

**Game**
130 Marshall Faulk, vs. New England, 2/3/02
**120 Brandin Cooks, vs. New England, 2/3/19**
117 Marshall Faulk, vs. Tennessee, 1/30/00

## Punts

**Game**
**9 Johnny Hekker, vs. New England, 2/3/19**
5 Ken Clark, vs. Pittsburgh, 1/20/80
4 John Baker, vs. New England, 2/3/02
**Game, Opponent**
8 Ken Walter, vs. New England, 2/3/02
5 Ryan Allen, vs. New England, 2/3/19
3 Craig Hentrich, Tennessee, 1/30/00
**Longest Punt**
**65 Johnny Hekker, vs. New England, 2/3/19***
59 Ken Clark, vs. Pittsburgh, 1/20/80
49 John Baker, vs. New England, 2/3/02

**Longest Punt, Opponent**
53 Ken Walter, vs. New England, 2/3/02
Ryan Allen vs. New England, 2/3/19
50 Craig Colquitt, vs. Pittsburgh, 1/20/80

## Punting Gross Average

**Game (min. three punts)**
**46.3 Johnny Hekker, vs. New England, 2/3/19 (9-417)**
44.0 Ken Clark, vs. Pittsburgh, 1/20/80 (5-220)
**Game, Opponent (min. three punts)**
43.1 Ken Walter, vs. New England, 2/3/02 (8-345)
43.0 twice, last by Ryan Allen, New England, 2/3/19 (5-215)

## Punts Had Blocked

**Most Consecutive Punts, None Blocked**
5 Ken Clark, vs. Pittsburgh, 1/20/80
4 John Baker, vs. New England, 2/3/02
2 Mike Horan, vs. Tennessee, 1/30/80

* Denotes NFL record

## Punts Inside The 20-Yard Line

**Game**
**5 Johnny Hekker, vs. New England, 2/3/19**
3 John Baker, vs. New England, 2/3/02

## Punt Returns

**Game**
3 Dre' Bly, vs. New England, 2/3/02
2 Az-Zahir Hakim, vs. Tennessee, 1/30/00
**JoJo Natson, vs. New England, 2/3/19**
**Game, Opponent**
2 Theo Bell, vs. Pittsburgh, 1/20/80
Jim Smith, vs. Pittsburgh, 1/20/80
Julian Edelman, vs. New England, 2/3/19

## Fair Catches

**Game**
2 Dre' Bly, vs. New England, 2/3/02
**Game, Opponent**
1 Twice, most recently by Julian Edelman, 2/3/19

## Punt Return Yards Gained

**Game**
**12 JoJo Natson, vs. New England, 2/3/19**
8 Az-Zahir Hakim, vs. Tennessee, 1/30/00
6 Dre' Bly, vs. New England, 2/3/02
**Game, Opponent**
17 Theo Bell, Pittsburgh, 1/20/80
14 Jim Smith, Pittsburgh, 1/20/80
4 Troy Brown, vs. New England, 2/3/02
**Longest Punt Return**
**13 JoJo Natson, vs. New England, 2/3/19**
10 Az-Zahir Hakim, vs. Tennessee, 1/30/00
7 Dre' Bly, vs. New England, 2/3/02
**Longest Punt Return, Opponent**
11 Theo Bell, Pittsburgh, 1/20/80
7 Jim Smith, Pittsburgh, 1/20/80
4 Troy Brown, vs. New England, 2/3/02

## Punt Return Average Yardage

**Game (2 returns)**
**6.0 JoJo Natson, vs. New England, 2/3/19**
4.0 Az-Zahir Hakim, vs. Tennessee, 1/30/00
**Game, Opponent (3 returns)**
8.5 Theo Bell, Pittsburgh, 1/20/80
7.0 Jim Smith, Pittsburgh, 1/20/80

## Kickoff Returns

**Game**
4 Tony Horne, vs. Tennessee, 1/30/00
3 Eddie Hill, vs. Pittsburgh, 1/20/80
Yo Murphy, vs. New England, 2/3/02
**Game, Opponent**
5 Derrick Mason, vs. Tennessee, 1/30/00
Larry Anderson, vs. Pittsburgh, 1/20/80
3 Patrick Pass, vs. New England, 2/3/02

## Kickoff Return Yards

**Game**
81 Yo Murphy, vs. New England, 2/3/02
55 Tony Horne, vs. Tennessee, 1/30/00
47 Eddie Hill, vs. Pittsburgh, 1/20/80
**Game, Opponent**
162 Larry Anderson, vs. Pittsburgh, 1/20/80
122 Derrick Mason, vs. Tennessee, 1/30/00
85 Patrick Pass, vs. New England, 2/3/02
**Longest Kickoff Return**
38 Yo Murphy, vs. New England, 2/3/02
27 Eddie Hill, vs. Pittsburgh, 1/20/80
**JoJo Natson, vs. New England, 2/3/19**
25 Tony Horne, vs. Tennessee, 1/30/00
**Longest Kickoff Return, Opponent**
45 Larry Anderson, vs. Pittsburgh, 1/20/80
38 Cordarrelle Patterson, vs. New England, 2/3/19

## Kickoff Return Average Yardage

**Game (3 returns)**
15.6 Eddie Hill, vs. Pittsburgh, 1/20/80 (3-47)
13.8 Tony Horne, vs. Tennessee, 1/30/00 (4-55)
**Game, Opponent**
32.4 Larry Anderson, vs. Pittsburgh, 1/20/80 (5-162)
24.4 Derrick Mason, vs. Tennessee, 1/30/00 (5-122)

## Interceptions

**Game**
1 Four times, most recently by Cory Littleton, 2/3/19

**Game, Opponent**
1 Jack Lambert, Pittsburgh, 1/20/80
Ty Law, vs. New England, 2/3/02
Otis Smith, vs. New England, 2/3/02
Stephon Gilmore, vs. New England, 2/3/19

## Interception Return Yards Gained

**Game**
10 Dave Elmendorf, vs. Pittsburgh, 1/20/80
6 Eddie Brown, vs. Pittsburgh, 1/20/80
**Game, Opponent**
47 Ty Law, vs. New England, 2/3/02
30 Otis Smith, vs. New England, 2/3/02
16 Jack Lambert, vs. Pittsburgh, 1/20/80
**Longest Return**
10 Dave Elmendorf, vs. Pittsburgh, 1/20/80
6 Eddie Brown, vs. Pittsburgh, 1/20/80
**Longest Return, Opponent**
47t Ty Law, New England, 2/3/02
30 Otis Smith, New England, 2/3/02
16 Jack Lambert, vs. Pittsburgh, 1/20/80

## Fumble Recoveries

**Game, Opponent**
1 Terrell Buckley vs. New England, 2/3/02
**Longest Fumble Return**
None
**Longest Fumble Return, Opponent**
15 Terrell Buckley vs. New England, 2/3/02

## Sacks

**Game**

| | |
|---|---|
| 1.0 | Leonard Little, vs. New England, 2/3/02 |
| | Grant Wistrom, vs. New England, 2/3/02 |
| | Kevin Carter, vs. Tennessee, 1/30/00 |
| | **John Franklin-Myers, vs. New England, 2/3/19** |

**Game, Opponent**

| | |
|---|---|
| 2.0 | Dont'a Hightower, vs. New England, 2/3/19 |
| 1.0 | Willie McGinest, vs. New England, 2/3/02 |
| | Richard Seymour, vs. New England, 2/3/02 |
| | Bobby Hamilton, vs. New England, 2/3/02 |
| | Jason Fisk, Tennessee, 1/30/00 |
| | J.T. Thomas, Pittsburgh, 1/20/80 |
| | Robin Cole, Pittsburgh, 1/20/80 |
| | Steve Furness, Pittsburgh, 1/20/80 |
| | John Banaszak, Pittsburgh, 1/20/80 |
| | Kyle Van Noy, vs. New England, 2/3/19 |
| | Jonathan Jones, vs. New England, 2/3/19 |

## Blocked Field Goals

**Game**

| | |
|---|---|
| 1 | Todd Lyght, vs. Tennessee, 1/30/00 |

# Team Super Bowl Records

## Scoring

**Most Points**
23 vs. Tennessee, 1/30/00 (Rams 23, Titans 16)
19 vs. Pittsburgh, 1/20/80 (Steelers 31, Rams 19)
17 vs. New England, 2/3/02 (Patriots 20, Rams 17)

**Most Points, Opponent**
31 vs. Pittsburgh, 1/20/80 (Steelers 31, Rams 19)
20 vs. New England, 2/3/02 (Patriots 20, Rams 17)
16 Tennessee, 1/30/00 (Rams 23, Titans 16)

**Fewest Points**
3 vs. New England, 2/3/19 (Patriots 13, Rams 3)
17 vs. New England, 2/3/02 (Patriots 20, Rams 17)
19 vs. Pittsburgh, 1/20/80 (Steelers 31, Rams 19)

**Fewest Points, Opponent**
13 vs. New England, 2/3/19 (Patriots 13, Rams 3)
16 vs. Tennessee, 1/30/00 (Rams, 23, Titans 16)
20 vs. New England, 2/3/02 (Patriots 20, Rams 17)

**Most Decisive Win**
7 vs. Tennessee, 1/30/00 (Rams 23, Titans 16)

**Most Decisive Loss**
10 vs. New England, 2/3/19 (Patriots 13, Rams 3)
12 vs. Pittsburgh, 1/20/80 (Steelers 31, Rams 19)

**Most Points, Both Teams**
50 vs. Pittsburgh, 1/20/80 (Steelers 31, Rams 19)
39 vs. Tennessee, 1/30/00 (Rams 23, Titans 16)
37 vs. New England, 2/3/02 (Patriots 20, Rams 17)

## First Downs

**Most First Downs**
26 vs. New England, 2/3/02
23 vs. Tennessee, 1/30/00
16 vs. Pittsburgh, 1/20/80

**Most First Downs, Opponent**
27 vs. Tennessee, 1/30/00
22 vs. New England, 2/3/19
19 vs. Pittsburgh, 1/20/80

**Most First Downs, Both Teams**
50 vs. Tennessee, 1/30/00
41 vs. New England, 2/3/02
**36 New England, 2/3/19**

**Fewest First Downs**
**14 vs. New England, 2/3/19**
16 vs. Pittsburgh, 1/20/80
23 vs. Tennessee, 1/30/00

**Fewest First Downs, Opponent**
27 Tennessee, 1/30/00
22 New England, 2/3/19
19 Pittsburgh, 1/20/80

**Fewest First Downs, Both Teams**
35 vs. Pittsburgh, 1/20/80
**36 vs. New England, 2/3/19**
41 vs. New England, 2/3/02

**Most First Downs, Rushing**
7 vs. New England, 2/3/02
6 vs. Pittsburgh, 1/20/00
**2 vs. New England, 2/3/19**

**Most First Downs, Rushing, Opponent**
12 vs. Tennessee, 1/30/00
8 vs. Pittsburgh, 1/20/80
6 twice, most recently vs. New England, 2/3/19

**Fewest First Downs, Rushing**
1 vs. Tennessee, 1/30/00
**2 vs. New England, 2/3/19**
6 vs. Pittsburgh, 1/20/80
7 vs. New England, 2/3/02

**Fewest First Downs, Rushing, Opponent**
6 vs. New England, 2/3/02
vs. New England, 2/3/19
8 vs. Pittsburgh, 1/20/80

**Most First Downs, Passing**
18 vs. Tennessee, 1/30/00
16 vs. New England, 2/3/02
11 vs. New England, 2/3/19

**Most First Downs, Passing, Opponent**
13 vs. Tennessee, 1/30/00
12 vs. New England, 2/3/19
10 vs. Pittsburgh, 1/20/80

**Fewest First Downs, Passing**
9 vs. Pittsburgh, 1/20/80
**11 vs. New England, 2/3/19**
16 vs. New England, 2/3/02

**Fewest First Downs, Passing, Opponent**
8 vs. New England, 2/3/02
10 vs. Pittsburgh, 1/20/80
12 vs. New England, 2/3/19

**Most First Downs, Penalty**
4 vs. Tennessee, 1/30/00
3 vs. New England, 2/3/02
**1 Twice, last vs. New England, 2/3/19**

**Most First Downs, Penalty, Opponent**
4 vs. New England, 2/3/19
2 vs. Tennessee, 1/30/00
1 Twice, last vs. New England, 2/3/02

## Net Yards Gained Rushing/Passing

**Most Yards Gained**
436 vs. Tennessee, 1/30/00
427 vs. New England, 2/3/02
301 vs. Pittsburgh, 1/20/80

**Most Yards Gained, Opponent**
407 vs. New England, 2/3/19
393 vs. Pittsburgh, 1/20/80
367 vs. Tennessee, 1/30/00

**Most Yards Gained, Both Teams**
803 vs. Tennessee, 1/30/00 (Rams 436, Titans 367)
694 vs. Pittsburgh, 1/20/80 (Rams 301, Steelers 393)
vs. New England, 2/3/02 (Rams 427, Patriots 267)

**Fewest Yards Gained**
**260 vs. New England, 2/3/19**
301 vs. Pittsburgh, 1/20/80
427 vs. New England, 2/3/02

**Fewest Yards Gained, Opponent**
267 vs. New England, 2/3/02
367 vs. Tennessee, 1/30/00
393 vs. Pittsburgh, 1/20/80

**Fewest Yards Gained, Both Teams**
694 vs. Pittsburgh, 1/20/80 (Rams 301, Steelers 393)
vs. New England, 2/3/02 (Rams 427, Patriots 267)
667 vs. New England, 2/3/19 (Patriots 407, Rams 260)

## Rushing Attempts

**Most Rushing Attempts**
29 vs. Pittsburgh, 1/20/80
22 vs. New England, 2/3/02
18 vs. New England, 2/3/19

**Most Rushing Attempts, Opponent**
37 vs. Pittsburgh, 1/20/80
36 vs. Tennessee, 1/30/00
32 vs. New England, 2/3/19

**Fewest Rushing Attempts**
13 vs. Tennessee, 1/30/00
18 vs. New England, 2/3/19
22 vs. New England, 2/3/02

**Fewest Rushing Attempts, Opponent**
25 vs. New England, 2/3/02
32 vs. New England, 2/3/19
36 vs. Tennessee, 1/30/00

## Rushing Yards

**Most Yards Gained Rushing**
107 vs. Pittsburgh, 1/20/80
90 vs. New England, 2/3/02

62 vs. New England, 2/3/19

**Most Yards Gained Rushing, Opponents**
159 vs. Tennessee, 1/30/00
154 vs. New England, 2/3/19
133 vs. New England, 2/3/02

**Most Yards Gained Rushing, Both Teams**
223 vs. New England, 2/3/02 (Rams 90, Patriots 133)
216 vs. New England, 2/3/19 (Rams 62, Patriots 154)
191 vs. Pittsburgh, 1/20/80 (Rams 107, Steelers 84)

**Fewest Yards Gained Rushing**
29 vs. Tennessee, 1/30/00
62 vs. New England, 2/3/19
90 vs. New England, 2/3/02

**Fewest Yards Gained Rushing, Opponent**
84 vs. Pittsburgh, 1/20/80
133 vs. New England, 2/3/02
154 vs. New England, 2/3/19

**Fewest Yards Gained Rushing, Both Teams**
188 vs. Tennessee, 1/30/00 (Rams 29, Titans 159)
191 vs. Pittsburgh, 1/20/80 (Rams 107, Steelers 84)
216 vs. New England, 2/3/19 (Rams 62, Patriots 154)

## Passing Attempts

**Most Passes Attempted**
45 vs. Tennessee, 1/30/00
44 vs. New Englans, 2/3/02
38 vs. New England, 2/3/19

**Most Passes Attempted, Opponent**
36 vs. Tennessee, 1/30/00
35 vs. New England, 2/3/19
27 vs. New England, 2/3/02

**Most Passes Attempted, Both Teams**
81 vs. Tennessee, 1/30/00 (Rams 45, Titans 36)
71 vs. New England, 2/3/02 (Rams 44, Patriots 27)
73 vs. New England, 2/3/19 (Rams 38, Patriots 35)

**Fewest Passes Attempted**
26 vs. Pittsburgh, 1/20/80
38 vs. New England, 2/3/19
44 vs. New England, 2/3/02

**Fewest Passes Attempted, Opponent**
21 vs. Pittsburgh, 1/20/80
27 vs. New England, 2/3/02
35 vs. New England, 2/3/19

**Fewest Passes Attempted, Both Teams**
47 vs. Pittsburgh, 1/20/80 (Rams 26, Steelers 21)
71 vs. New England, 2/3/02 (Rams 44, Patriots 27)
73 vs. New England, 2/3/19 (Rams 38, Patriots 35)

## Passing Completions

**Most Passes Completed**
28 vs. New England, 2/3/02
24 vs. Tennessee, 1/30/00
19 vs. New England, 2/3/19

**Most Passes Completed, Opponent**
22 vs. Tennessee, 1/30/00
21 vs. New England, 2/3/19
16 vs. New England, 2/3/02

**Most Passes Completed, Both Teams**
46 vs. Tennessee, 1/30/00 (Rams 24, Titans 22)
44 vs. New England, 2/3/02 (Rams 28, Patriots 16)
40 vs. New England, 2/3/19 (Rams 19, Patriots 21)

**Fewest Passes Completed**
16 vs. Pittsburgh, 1/20/80
19 vs. New England, 2/3/19
24 vs. Tennessee, 1/30/00

**Fewest Passes Completed, Opponent**
14 vs. Pittsburgh, 1/20/80
16 vs. New England, 2/3/02
21 vs. New England, 2/3/19

**Fewest Passes Completed, Both Teams**
30 vs. Pittsburgh, 1/20/80 (Rams 16, Steelers 14)
40 vs. New England, 2/3/19 (Rams 19, Patriots 21)
44 vs. New England, 2/3/02 (Rams 28, Patriots 16)

## Passing Yards

**Most Yards Gained, Passing**
407 vs. Tennessee, 1/30/00
337 vs. New England, 2/3/02
229 vs. New England, 2/3/19

**Most Yards Gained, Passing, Opponent**
309 vs. Pittsburgh, 1/20/80
262 vs. New England, 2/3/19
208 vs. Tennessee, 1/30/00

**Most Yards Gained, Passing, Both Teams**
615 vs. Tennessee, 1/30/00 (Rams 407, Titans 208)
503 vs. Pittsburgh, 1/20/80 (Steelers 309, Rams 194)
491 vs. New England, 2/3/19 (Rams 229, Patriots 262)

**Fewest Yards Gained, Passing**
194 vs. Pittsburgh, 1/20/80
229 vs. New England, 2/3/19
337 vs. New England, 2/3/02

**Fewest Yards Gained, Passing, Opponent**
134 vs. New England, 2/3/02
208 vs. Tennessee, 1/30/00
262 vs. New England, 2/3/19

**Fewest Yards Gained, Passing, Both Teams**
471 vs. New England, 2/3/02 (Rams 337, Patriots 134)
491 vs. New England, 2/3/19 (Rams 229, Patriots 262)
503 vs. Pittsburgh, 1/20/80 (Steelers 309, Rams 194)

## Sacks

**Most Sacks**
2.0 vs. New England, 2/3/02
1.0 twice, last vs. New England, 2/3/19

**Most Sacks, Opponent**
4.0 vs. Pittsburgh, 1/20/80
vs. New England, 2/3/19
3.0 vs. New England, 2/3/02

## Sack Yardage

**Most Sack Yardage**
11 vs. New England, 2/3/02
9 vs. New England, 2/3/19
6 vs. Tennessee, 1/30/00

**Most Sack Yardage, Opponent**
42 vs. Pittsburgh, 1/20/80
31 vs. New England, 2/3/19
28 vs. New England, 2/3/02

## Interceptions

**Most Interceptions**
3 vs. Pittsburgh, 1/20/80
1 vs. New England, 2/3/19

**Most Interceptions, Opponent**
2 vs. New England, 2/3/02
1 Twice, last vs. New England, 2/3/19

## Interception Return Yards

**Most Yards**
21 vs. Pittsburgh, 1/20/80

**Most Yards, Opponent**
77 vs. New England, 2/3/02
16 vs. Pittsburgh, 1/20/80

## Punting

**Most Punts**
**9 vs. New England, 2/3/19**
5 vs. Pittsburgh, 1/20/80
4 vs. New England, 2/3/02

**Most Punts, Opponent**
8 vs. New England, 2/3/02
5 vs. New England, 2/3/19
3 vs. Tennessee, 1/30/00

**Fewest Punts**
2 vs. Tennessee, 1/30/00

4 vs. New England, 2/3/02
5 vs. Pittsburgh, 1/20/80

**Fewest Punts, Opponent**
2 vs. Pittsburgh, 1/20/80
3 vs. Tennessee, 1/30/00
5 vs. New England, 2/3/19

## Punting Average

**Highest Average Distance (3 punts)**
**46.3 vs. New England, 2/3/19**
44.0 vs. Pittsburgh, 1/20/80
39.8 vs. New England, 2/3/02

**Highest Average Distance, Opponent (3 punts)**
43.1 vs. New England, 2/3/02
43.0 vs. Tennessee, 1/30/00
vs. New England, 2/3/19

## Punt Returns

**Most Punt Returns**
3 vs. New England, 2/3/02
2 vs. Tennessee, 1/30/00
vs. New England, 2/3/19

**Most Punt Returns, Opponent**
4 vs. Pittsburgh, 1/20/80
2 vs. New England, 2/3/19

## Punt Return Yards Gained

**Most Yards, Punt Returns**
12 vs. New England, 2/3/19
8 vs. Tennessee, 1/30/00
6 vs. New England, 2/3/02

**Most Yards, Punt Returns, Opponent**
31 vs. Pittsburgh, 1/20/80
4 vs. New England, 2/3/02

## Kickoff Returns

**Most Kickoff Returns**
6 vs. Pittsburgh, 1/20/80
4 vs. Tennessee, 1/30/00
vs. New England, 2/3/02

**Most Kickoff Returns, Opponent**
5 vs. Pittsburgh, 1/20/80
vs. Tennessee, 1/30/00
4 vs. New England, 2/3/02

## Kickoff Return Yards Gained

**Most Yards, Kickoff Returns**
82 vs. New England, 2/3/02
79 vs. Pittsburgh, 1/20/80
55 vs. Tennessee, 1/30/00

**Most Yards, Kickoff Returns, Opponent**
162 vs. Pittsburgh, 1/20/80
122 vs. Tennessee, 1/30/00
100 vs. New England, 2/3/02

## Fumbles

**Most Fumbles**
2 vs. Tennessee, 1/30/00
vs. New England, 2/3/02

**Most Fumbles, Opponent**
1 vs. Tennessee, 1/30/00

## Fumbles Lost

**Most Fumbles Lost**
1 vs. New England, 2/3/02

## Penalties

**Most Penalties**
**9 vs. New England, 2/3/19**
8 vs. Tennessee, 1/30/00
2 vs. Pittsburgh, 1/30/00

**Most Penalties, Opponent**
7 Tennessee, 1/30/00
6 Pittsburgh, 1/20/80

**Fewest Penalties**
2 vs. Pittsburgh, 1/20/80
8 vs. Tennessee, 1/30/00

**Fewest Penalties, Opponent**
3 vs. New England, 2/3/19
6 Pittsburgh, 1/20/80

## Penalty Yards

**Most Yards Penalized**
**65 vs. New England, 2/3/19**
60 vs. Tennessee, 1/30/00

**Most Yards Penalized, Opponent**
65 Pittsburgh, 1/20/80
45 Tennessee, 1/30/00

**Fewest Yards Penalized**
26 vs. Pittsburgh, 1/20/80
60 vs. Tennessee, 1/30/00

**Fewest Yards Penalized, Opponent**
20 New England, 2/3/19
45 Tennessee, 1/30/00

# Rams Postseason Big Days

Bold denotes player active with Rams
Italics denotes rookie

## Postseason Big Days Rushing (100-plus yards)

| Yards | Player/Opponent | Date | Carries/TDs |
|---|---|---|---|
| 248 | Eric Dickerson vs. Dallas | Jan. 4, 1986 | (34 carries, 2 TD) |
| 202 | Lawrence McCutcheon vs. St. Louis | Dec. 27, 1975 | (37 carries, 0 TD) |
| 159 | Marshall Faulk vs. Philadelphia | Jan. 27, 2002 | (31 carries, 2 TD) |
| 158 | Eric Dickerson at Washington | Dec. 28, 1986 | (26 carries, 0 TD) |
| 128 | Lawrence McCutcheon at Minnesota | Dec. 26, 1976 | (26 carries, 1 TD) |
| 124 | Greg Bell at Minnesota | Dec. 26, 1988 | (27 carries, 1 TD) |
| 123 | C.J. Anderson vs. Dallas | Jan. 12, 2019 | (23 carries, 2 TD) |
| **115** | **Todd Gurley II vs. Dallas** | **Jan. 12, 2019** | **(16 carries, 1 TD)** |
| 107 | Eric Dickerson vs. New York Giants | Dec. 23, 1984 | (23 carries, 1 TD) |
| 106 | Cullen Bryant at Tampa Bay | Jan. 6, 1980 | (18 carries, 0 TD) |
| 102 | Lawrence McCutcheon vs. Minnesota | Dec. 26, 1977 | (16 carries, 0 TD) |
| 101 | Jim Gillette vs. Washington | Dec. 16, 1945 | (17 carries, 0 TD) |
| **101** | **Todd Gurley II vs. Atlanta** | **Jan. 6, 2018** | **(14 carries, 0 TD)** |
| 100 | Cullen Bryant vs. Minnesota | Dec. 31, 1978 | (27 carries, 1 TD) |

## Career 100-plus Yard Postseason Rushing Games

| Games | Player | Record | Games | Player | Record |
|---|---|---|---|---|---|
| 3 | Eric Dickerson | 1-2 | 1 | Marshall Faulk | 1-0 |
| 3 | Lawrence McCutcheon | 1-2 | 1 | Jim Gillette | 1-0 |
| 2 | Cullen Bryant | 2-0 | 1 | C.J. Anderson | 1-0 |
| **2** | **Todd Gurley II** | **1-1** | 1 | Greg Bell | 0-1 |

## Postseason Big Days Passing (300-plus yards)

| Yards | Player/Opponent | Date | Att./Comp., TDs, Ints. |
|---|---|---|---|
| 414 | Kurt Warner vs. Tennessee (SB XXXIV) | Jan. 30, 2000 | (24 / 45, 2 TD, 0 Int) |
| 391 | Kurt Warner vs. Minnesota | Jan. 16, 2000 | (27 / 33, 5 TD, 1 Int) |
| 365 | Kurt Warner at New Orleans | Dec. 30, 2000 | (24 / 40, 3 TD, 3 Int) |
| 365 | Kurt Warner vs. New England (SB XXXVI) | Feb. 3, 2002 | (28 / 44, 1 TD, 2 Int) |
| 332 | Marc Bulger vs. Carolina | Jan. 10, 2004 | (27 / 46, 0 TD, 3 Int) |
| 315 | Jim Everett at New York Giants | Jan. 7, 1990 | (25 / 44, 2 TD, 1 Int) |
| 313 | Marc Bulger at Seattle | Jan. 8, 2005 | (18 / 32, 2 TD, 1 Int) |
| 312 | Bob Waterfield at Cleveland | Dec. 24, 1950 | (18 / 31, 1 TD, 4 Int) |

## Career 300-Plus Yard Postseason Passing Games

| Games | Player | Record | Games | Player | Record |
|---|---|---|---|---|---|
| 4 | Kurt Warner | 2-2 | 1 | Jim Everett | 1-0 |
| 2 | Marc Bulger | 1-1 | 1 | Bob Waterfield | 1-0 |

## Postseason Big Days Receiving (100-plus yards)

| Yards | Player/Opponent | Date | Receptions, TDs |
|---|---|---|---|
| 198 | Tom Fears vs. Chicago | Dec. 17, 1950 | (7 receptions, 3 TD) |
| 162 | Isaac Bruce vs. Tennessee (SB XXXIV) | Jan. 30, 2000 | (6 receptions, 1 TD) |
| 146 | Tom Fears vs. Cleveland | Dec. 23, 1951 | (4 receptions, 1 TD) |
| **142** | **Robert Woods, vs. Atlanta** | **Jan. 6, 2018** | **(9 receptions, 0 TD)** |
| 139 | Harold Jackson at Minnesota | Dec. 29, 1974 | (3 receptions, 1 TD) |
| 136 | Tom Fears at Cleveland | Dec. 24, 1950 | (9 receptions, 0 TD) |
| 133 | Isaac Bruce vs. Minnesota | Jan. 16, 2000 | (4 receptions, 1 TD) |
| 128 | Kevin Curtis at Atlanta | Jan. 15, 2005 | (7 receptions, 1 TD) |
| 127 | Isaac Bruce at New Orleans | Dec. 30, 2000 | (7 receptions, 1 TD) |
| 125 | Jim Benton vs. Washington | Dec. 16, 1945 | (9 receptions, 1 TD) |
| 125 | Henry Ellard at New York Giants | Dec. 7, 1990 | (8 receptions, 0 TD) |
| **120** | **Brandin Cooks, vs. New England (SB LIII)** | **Feb. 3, 2019** | **(8 receptions, 0 TD)** |
| 117 | Preston Dennard at Dallas | Dec. 28, 1980 | (6 receptions, 1 TD) |
| 116 | Skeet Quinlan vs. Cleveland | Dec. 26, 1955 | (5 receptions, 1 TD) |
| 116 | Harold Jackson at Dallas | Dec. 19, 1976 | (6 receptions, 0 TD) |
| 116 | Isaac Bruce vs. Carolina | Jan. 10, 2004 | (7 receptions, 0 TD) |
| 109 | Torry Holt vs. Tennessee (SB XXXIV) | Jan. 30, 2000 | (7 receptions, 1 TD) |
| 108 | Ron Jessie vs. Minnesota | Dec. 31, 1978 | (6 receptions, 1 TD) |
| 108 | Torry Holt at Seattle | Jan. 8, 2005 | (6 receptions, 1 TD) |
| 107 | Kevin Curtis at Seattle | Jan. 8, 2005 | (4 receptions, 0 TD) |
| **107** | **Brandin Cooks at New Orleans** | **Jan. 20, 2019** | **(7 receptions, 0 TD)** |
| 100 | Ricky Proehl vs. Tampa Bay | Jan. 23, 2000 | (6 receptions, 1 TD |

## Career 100-plus Yard Postseason

| Games | Player | Record |
|---|---|---|
| 4 | Isaac Bruce | 2-2 |
| 3 | Tom Fears | 2-1 |
| **2** | **Brandin Cooks** | **1-1** |
| 2 | Kevin Curtis | 1-1 |
| 2 | Torry Holt | 2-0 |
| 2 | Harold Jackson | 1-1 |

| Games | Player | Record |
|---|---|---|
| **1** | **Robert Woods** | **0-1** |
| 1 | Jim Benton | 1-0 |
| 1 | Preston Dennard | 0-1 |
| 1 | Henry Ellard | 1-0 |
| 1 | Ricky Proehl | 1-0 |
| 1 | Skeet Quinlan | 0-1 |

# Rams Postseason Longest Plays

## Longest Rushing Plays

| | | | |
|---|---|---|---|
| 1. | 65 | Eric Dickerson at Washington | Dec. 28, 1986 |
| 2. | 55t | Eric Dickerson vs. Dallas | Jan. 4, 1986 |
| 3. | 54 | Greg Bell, at Philadelphia | Dec. 31, 1989 |
| 4. | 47 | Skeet Quinlan at Detroit | Dec. 21, 1952 |
| 5. | 39 | Wendell Tyler vs. Pittsburgh | Jan. 20, 1980 |
| 6. | 38 | Marshall Faulk vs. Green Bay | Jan. 20, 2002 |
| 7t. | 35 | Wendell Tyler vs. Dallas | Dec. 30, 1979 |
| **7t.** | **35t** | **Todd Gurley II vs. Dallas** | **Jan. 12, 2019** |
| **9.** | **33** | **Todd Gurley II vs. Atlanta** | **Jan. 6, 2018** |
| 10. | 31 | Marshall Faulk vs. Philadelphia | Jan. 27, 2002 |

## Longest Passing Plays

| | | | |
|---|---|---|---|
| 1. | 82t | Bob Waterfield to Glenn Davis at Cleveland | Dec. 24, 1950 |
| 2. | 77t | Kurt Warner to Isaac Bruce vs. Minnesota | Jan. 16, 2000 |
| 3. | 73t | Norm Van Brocklin to Tom Fears vs. Cleveland | Dec. 23, 1951 |
| 4. | 73t | James Harris to Harold Jackson at Minnesota | Dec. 29, 1974 |
| 5. | 73t | Kurt Warner to Isaac Bruce vs.Tennessee (SB XXXIV) | Jan. 16, 2000 |
| 6. | 68t | Bob Waterfield to Tom Fears vs. Chicago | Dec. 17, 1950 |
| 7. | 67 | Norm Van Brocklin to Skeet Quinlan vs. Cleveland | Dec. 26, 1955 |
| 8. | 66t | Ron Jaworski to Harold Jackson vs. St. Louis | Dec. 29, 1975 |
| 9. | 65 | Vince Ferragamo to Willie Miller at Dallas | Jan. 7, 1979 |

## Longest Punt Returns

| | | | |
|---|---|---|---|
| 1. | 65 | Az-Zahir Hakim at New Orleans | Dec. 30, 2000 |
| 2. | 57t | Verda (V.T.) Smith at Detroit | Dec. 21, 1952 |
| 3. | 37 | Eddie Brown at Tampa Bay | Jan. 6, 1980 |
| 4. | 34 | Az-Zahir Hakim vs. Minnesota | Jan. 16, 2000 |
| 5. | 32 | Clifford Hicks at Minnesota | Dec. 26, 1988 |
| 6. | 30 | Jim Bertelsen at Dallas | Dec. 23, 1973 |

## Longest Kickoff Returns

| | | | |
|---|---|---|---|
| 1. | 95t | Tony Horne vs. Minnesota | Jan. 16, 2000 |
| 2. | 46 | Robert Delpino at San Francisco | Jan. 14, 1990 |
| 3. | 43 | Woodley Lewis vs. Cleveland | Dec. 26, 1955 |
| 4. | 43 | Yo Murphy vs. Philadelphia | Jan. 27, 2002 |
| 5. | 41 | Cullen Bryant at Dallas | Dec. 23, 1973 |
| 6. | 38 | Ron Brown at New York Giants | Jan. 7, 1990 |
| 7. | 38 | Yo Murphy vs. New England (SB XXXVI) | Feb. 3, 2002 |
| 8. | 37 | Henry Ellard at Washington | Jan. 1, 1984 |
| 9. | 36 | Tony Horne vs. Minnesota | Jan. 16, 2000 |

## Longest Interception Returns

| | | | |
|---|---|---|---|
| 1. | 94 | LeRoy Irvin at Dallas | Dec. 26, 1983 |
| 2. | 65t | Bill Simpson vs. St. Louis | Dec. 27, 1975 |
| 3. | 59t | Isiah Robertson at Dallas | Dec. 23, 1973 |
| 4. | 47t | Jack Youngblood vs. St. Louis | Dec. 27, 1975 |



Los Angeles Rams 2020 Media Guide

# Game Records

# Home and Away Records

## HOME

| Year | W | L | T | Pct. | Home Stadium |
|---|---|---|---|---|---|
| 1937 | 0 | 5 | 0 | 0.000 | League Park |
| 1938 | 2 | 2 | 0 | 0.500 | League Park/Shaw Stadium |
| 1939*# | 3 | 2 | 1 | 0.583 | Municipal Stadium |
| 1940 | 3 | 1 | 1 | 0.700 | Municipal Stadium |
| 1941*% | 1 | 4 | 0 | 0.200 | Municipal Stadium |
| 1942 | 3 | 2 | 0 | 0.600 | Municipal Stadium |
| 1944 | 1 | 2 | 0 | 0.333 | League Park |
| 1945 | 4 | 0 | 0 | 1.000 | League Park/Shaw Stadium |
| 1946 | 3 | 2 | 0 | 0.600 | Memorial Coliseum |
| 1947 | 3 | 3 | 0 | 0.500 | Memorial Coliseum |
| 1948 | 3 | 2 | 1 | 0.583 | Memorial Coliseum |
| 1949 | 5 | 1 | 0 | 0.833 | Memorial Coliseum |
| 1950 | 5 | 1 | 0 | 0.833 | Memorial Coliseum |
| 1951 | 5 | 2 | 0 | 0.667 | Memorial Coliseum |
| 1952 | 5 | 1 | 0 | 0.833 | Memorial Coliseum |
| 1953 | 5 | 1 | 0 | 0.833 | Memorial Coliseum |
| 1954 | 3 | 2 | 1 | 0.583 | Memorial Coliseum |
| 1955 | 5 | 1 | 0 | 0.833 | Memorial Coliseum |
| 1956 | 4 | 2 | 0 | 0.667 | Memorial Coliseum |
| 1957 | 5 | 1 | 0 | 0.833 | Memorial Coliseum |
| 1958 | 4 | 2 | 0 | 0.667 | Memorial Coliseum |
| 1959 | 0 | 6 | 0 | 0.000 | Memorial Coliseum |
| 1960 | 2 | 3 | 1 | 0.417 | Memorial Coliseum |
| 1961 | 4 | 3 | 0 | 0.571 | Memorial Coliseum |
| 1962 | 0 | 7 | 0 | 0.000 | Memorial Coliseum |
| 1963 | 3 | 4 | 0 | 0.429 | Memorial Coliseum |
| 1964 | 3 | 2 | 2 | 0.571 | Memorial Coliseum |
| 1965 | 3 | 4 | 0 | 0.429 | Memorial Coliseum |
| 1966 | 5 | 2 | 0 | 0.714 | Memorial Coliseum |
| 1967 | 5 | 1 | 1 | 0.786 | Memorial Coliseum |
| 1968 | 5 | 2 | 0 | 0.714 | Memorial Coliseum |
| 1969 | 5 | 2 | 0 | 0.714 | Memorial Coliseum |
| 1970 | 3 | 3 | 1 | 0.500 | Memorial Coliseum |
| 1971 | 4 | 2 | 1 | 0.643 | Memorial Coliseum |
| 1972 | 4 | 3 | 0 | 0.571 | Memorial Coliseum |
| 1973 | 7 | 0 | 0 | 1.000 | Memorial Coliseum |
| 1974 | 6 | 1 | 0 | 0.857 | Memorial Coliseum |
| 1975 | 6 | 1 | 0 | 0.857 | Memorial Coliseum |
| 1976 | 5 | 2 | 0 | 0.714 | Memorial Coliseum |
| 1977 | 7 | 0 | 0 | 1.000 | Memorial Coliseum |
| 1978 | 6 | 2 | 0 | 0.750 | Memorial Coliseum |
| 1979 | 4 | 4 | 0 | 0.500 | Memorial Coliseum |
| 1980 | 6 | 2 | 0 | 0.750 | Anaheim Stadium |
| 1981 | 4 | 4 | 0 | 0.500 | Anaheim Stadium |
| 1982 | 1 | 4 | 0 | 0.200 | Anaheim Stadium |
| 1983 | 5 | 3 | 0 | 0.625 | Anaheim Stadium |
| 1984 | 5 | 3 | 0 | 0.625 | Anaheim Stadium |
| 1985 | 6 | 2 | 0 | 0.750 | Anaheim Stadium |
| 1986 | 6 | 2 | 0 | 0.750 | Anaheim Stadium |
| 1987 | 3 | 4 | 0 | 0.429 | Anaheim Stadium |
| 1988 | 4 | 4 | 0 | 0.500 | Anaheim Stadium |
| 1989 | 6 | 2 | 0 | 0.750 | Anaheim Stadium |
| 1990 | 2 | 6 | 0 | 0.250 | Anaheim Stadium |
| 1991 | 2 | 6 | 0 | 0.250 | Anaheim Stadium |
| 1992 | 4 | 4 | 0 | 0.500 | Anaheim Stadium |
| 1993 | 3 | 5 | 0 | 0.375 | Anaheim Stadium |
| 1994 | 3 | 5 | 0 | 0.375 | Anaheim Stadium |
| 1995 | 4 | 4 | 0 | 0.500 | Busch Stadium/Trans World Dome |
| 1996 | 4 | 4 | 0 | 0.500 | Trans World Dome |
| 1997 | 2 | 6 | 0 | 0.250 | Trans World Dome |
| 1998 | 2 | 6 | 0 | 0.250 | Trans World Dome |
| 1999 | 8 | 0 | 0 | 1.000 | Trans World Dome |
| 2000 | 5 | 3 | 0 | 0.625 | Trans World Dome |
| 2001 | 6 | 2 | 0 | 0.750 | Dome at America's Center |
| 2002 | 6 | 2 | 0 | 0.750 | Edward Jones Dome |
| 2003 | 8 | 0 | 0 | 1.000 | Edward Jones Dome |
| 2004 | 6 | 2 | 0 | 0.750 | Edward Jones Dome |
| 2005 | 3 | 5 | 0 | 0.375 | Edward Jones Dome |
| 2006 | 4 | 4 | 0 | 0.500 | Edward Jones Dome |
| 2007 | 1 | 7 | 0 | 0.125 | Edward Jones Dome |
| 2008 | 1 | 7 | 0 | 0.125 | Edward Jones Dome |
| 2009 | 0 | 8 | 0 | 0.000 | Edward Jones Dome |
| 2010 | 5 | 3 | 0 | 0.625 | Edward Jones Dome |
| 2011 | 1 | 7 | 0 | 0.125 | Edward Jones Dome |
| 2012*^ | 4 | 4 | 0 | 0.500 | Edward Jones Dome |
| 2013 | 5 | 3 | 0 | 0.625 | Edward Jones Dome |
| 2014 | 3 | 5 | 0 | 0.375 | Edward Jones Dome |
| 2015 | 5 | 3 | 0 | 0.625 | Edward Jones Dome |
| 2016*$ | 1 | 7 | 0 | 0.125 | Memorial Coliseum |
| 2017*& | 4 | 4 | 0 | 0.500 | Memorial Coliseum |
| 2018 | 7 | 1 | 0 | 0.875 | Memorial Coliseum |
| 2019*~ | 5 | 3 | 0 | 0.625 | Memorial Coliseum |
| **Totals** | **319** | **249** | **10** | **0.552** | |

* Record includes neutral site game
# Rams played Philadelphia in Colorado Springs and were the home team
% Rams played Pittsburgh in Akron and were the home team
^ Rams played New England in London and were the home team
$ Rams played New York Giants in London and were the home team
& Rams played Arizona in London and were the home team
~ Rams played Cincinnati in London and were the home team

## AWAY

| Year | W | L | T | Pct. | Overall W-L-T |
|---|---|---|---|---|---|
| 1937 | 1 | 5 | 0 | 0.167 | 1-10-0 |
| 1938*+ | 2 | 5 | 0 | 0.286 | 4-7-0 |
| 1939 | 2 | 3 | 0 | 0.400 | 5-5-1 |
| 1940 | 1 | 5 | 0 | 0.167 | 4-6-1 |
| 1941 | 1 | 5 | 0 | 0.167 | 2-9-0 |
| 1942*^ | 2 | 4 | 0 | 0.333 | 5-6-0 |
| 1944 | 3 | 4 | 0 | 0.429 | 4-6-0 |
| 1945 | 5 | 1 | 0 | 0.833 | 9-1-0 |
| 1946 | 3 | 2 | 1 | 0.583 | 6-4-1 |
| 1947 | 3 | 3 | 0 | 0.500 | 6-6-0 |
| 1948 | 3 | 3 | 0 | 0.500 | 6-5-1 |
| 1949 | 3 | 1 | 2 | 0.667 | 8-2-2 |
| 1950 | 4 | 2 | 0 | 0.667 | 9-3-0 |
| 1951 | 3 | 2 | 0 | 0.667 | 8-4-0 |
| 1952 | 4 | 2 | 0 | 0.667 | 9-3-0 |
| 1953 | 3 | 2 | 1 | 0.583 | 8-3-1 |
| 1954 | 3 | 3 | 0 | 0.500 | 6-5-1 |
| 1955 | 3 | 2 | 1 | 0.583 | 8-3-1 |
| 1956 | 0 | 6 | 0 | 0.000 | 4-8-0 |
| 1957 | 1 | 5 | 0 | 0.167 | 6-6-0 |
| 1958 | 4 | 2 | 0 | 0.667 | 8-4-0 |
| 1959 | 2 | 4 | 0 | 0.333 | 2-10-0 |
| 1960 | 2 | 4 | 0 | 0.333 | 4-7-1 |
| 1961 | 0 | 7 | 0 | 0.000 | 4-10-0 |
| 1962 | 1 | 5 | 1 | 0.214 | 1-12-1 |
| 1963 | 2 | 5 | 0 | 0.286 | 5-9-0 |
| 1964 | 2 | 5 | 0 | 0.286 | 5-7-2 |
| 1965 | 1 | 6 | 0 | 0.143 | 4-10-0 |
| 1966 | 3 | 4 | 0 | 0.429 | 8-6-0 |
| 1967 | 6 | 0 | 1 | 0.929 | 11-1-2 |
| 1968 | 5 | 1 | 1 | 0.786 | 10-3-1 |
| 1969 | 6 | 1 | 0 | 0.857 | 11-3-0 |
| 1970 | 6 | 1 | 0 | 0.857 | 9-4-1 |
| 1971 | 4 | 3 | 0 | 0.571 | 8-5-1 |
| 1972 | 2 | 4 | 1 | 0.357 | 6-7-1 |
| 1973 | 5 | 2 | 0 | 0.714 | 12-2-0 |
| 1974 | 4 | 3 | 0 | 0.571 | 10-4-0 |
| 1975 | 6 | 1 | 0 | 0.857 | 12-2-0 |
| 1976 | 5 | 1 | 1 | 0.786 | 10-3-1 |
| 1977 | 3 | 4 | 0 | 0.429 | 10-4-0 |
| 1978 | 6 | 2 | 0 | 0.750 | 12-4-0 |
| 1979 | 5 | 3 | 0 | 0.625 | 9-7-0 |
| 1980 | 5 | 3 | 0 | 0.625 | 11-5-0 |
| 1981 | 2 | 6 | 0 | 0.250 | 6-10-0 |
| 1982 | 1 | 3 | 0 | 0.250 | 2-7-0 |
| 1983 | 4 | 4 | 0 | 0.500 | 9-7-0 |
| 1984 | 5 | 3 | 0 | 0.625 | 10-6-0 |
| 1985 | 5 | 3 | 0 | 0.625 | 11-5-0 |
| 1986 | 4 | 4 | 0 | 0.500 | 10-6-0 |
| 1987 | 3 | 5 | 0 | 0.375 | 6-9-0 |
| 1988 | 6 | 2 | 0 | 0.750 | 10-6-0 |
| 1989 | 5 | 3 | 0 | 0.625 | 11-5-0 |
| 1990 | 3 | 5 | 0 | 0.375 | 5-11-0 |
| 1991 | 1 | 7 | 0 | 0.125 | 3-13-0 |
| 1992 | 2 | 6 | 0 | 0.250 | 6-10-0 |
| 1993 | 2 | 6 | 0 | 0.250 | 5-11-0 |
| 1994 | 1 | 7 | 0 | 0.125 | 4-12-0 |
| 1995 | 3 | 5 | 0 | 0.375 | 7-9-0 |
| 1996 | 2 | 6 | 0 | 0.250 | 6-10-0 |
| 1997 | 3 | 5 | 0 | 0.375 | 5-11-0 |
| 1998 | 2 | 6 | 0 | 0.250 | 4-12-0 |
| 1999 | 5 | 3 | 0 | 0.625 | 13-3-0 |
| 2000 | 5 | 3 | 0 | 0.625 | 10-6-0 |
| 2001 | 8 | 0 | 0 | 1.000 | 14-2-0 |
| 2002 | 1 | 7 | 0 | 0.125 | 7-9-0 |
| 2003 | 4 | 4 | 0 | 0.500 | 12-4-0 |
| 2004 | 2 | 6 | 0 | 0.250 | 8-8-0 |
| 2005 | 3 | 5 | 0 | 0.375 | 6-10-0 |
| 2006 | 4 | 4 | 0 | 0.500 | 8-8-0 |
| 2007 | 2 | 6 | 0 | 0.250 | 3-13-0 |
| 2008 | 1 | 7 | 0 | 0.125 | 2-14-0 |
| 2009 | 1 | 7 | 0 | 0.125 | 1-15-0 |
| 2010 | 2 | 6 | 0 | 0.250 | 7-9-0 |
| 2011 | 1 | 7 | 0 | 0.125 | 2-14-0 |
| 2012 | 3 | 4 | 1 | 0.438 | 7-8-1 |
| 2013 | 2 | 6 | 0 | 0.286 | 7-9-0 |
| 2014 | 3 | 5 | 0 | 0.375 | 6-10-0 |
| 2015 | 2 | 6 | 0 | 0.250 | 7-9-0 |
| 2016 | 3 | 5 | 0 | 0.375 | 4-12-0 |
| 2017 | 7 | 1 | 0 | 0.875 | 11-5-0 |
| 2018 | 6 | 2 | 0 | 0.750 | 13-3-0 |
| 2019 | 4 | 4 | 0 | 0.500 | 9-7-0 |
| **Totals** | **258** | **320** | **11** | **0.448** | **577-569-21** |

* Record includes neutral site game
+ Rams played Pittsburgh in New Orleans and were the road team
^ Rams played Chicago Cardinals in Buffalo and were the road team

# Month-To-Month Records

| | AUG. W-L-T | SEPT. W-L-T | OCT. W-L-T | NOV. W-L-T | DEC. W-L-T | JAN. W-L-T | FEB. W-L-T | SEASON W-L-T |
|---|---|---|---|---|---|---|---|---|
| 1937 | | 1-2 | 0-5 | 0-3 | | | | 1-10 |
| 1938 | | 0-3 | 3-1 | 0-3 | 1-0 | | | 4-7 |
| 1939 | | 0-2 | 2-2-1 | 2-1 | 1-0 | | | 5-5-1 |
| 1940 | | 1-1 | 1-3 | 2-2 | 0-0-1 | | | 4-6-1 |
| 1941 | | 2-1 | 0-4 | 0-4 | | | | 2-9 |
| 1942 | | 2-1 | 1-3 | 2-2 | | | | 5-6 |
| 1944 | | 1-0 | 2-2 | 1-3 | 0-1 | | | 4-6 |
| 1945 | | 1-0 | 3-1 | 4-0 | 2-0 * | | | 10-1 * |
| 1946 | | 0-1 | 2-1-1 | 2-2 | 2-0 | | | 6-4-1 |
| 1947 | | 1-0 | 2-2 | 1-4 | 2-0 | | | 6-6 |
| 1948 | | 1-0 | 1-3-1 | 2-2 | 2-0 | | | 6-5-1 |
| 1949 | | 1-0 | 5-0 | 1-1-2 | 1-2 * | | | 8-3-2 * |
| 1950 | | 1-1 | 4-1 | 3-1 | 2-1 * | | | 10-4 * |
| 1951 | | 1-0 | 2-2 | 3-1 | 3-1 * | | | 9-4 * |
| 1952 | | 0-1 | 2-2 | 5-0 | 2-1 * | | | 9-4 * |
| 1953 | | 1-0 | 3-1 | 2-2-1 | 2-0 | | | 8-3-1 |
| 1954 | | 1-0 | 1-3-1 | 3-1 | 1-1 | | | 6-5-1 |
| 1955 | | 1-0 | 3-2 | 2-1-1 | 2-1 * | | | 8-4-1 * |
| 1956 | | 1-0 | 0-4 | 1-3 | 2-1 | | | 4-8 |
| 1957 | | 1-0 | 1-3 | 2-2 | 2-1 | | | 6-6 |
| 1958 | | 0-1 | 2-2 | 4-1 | 2-0 | | | 8-4 |
| 1959 | | 0-1 | 2-2 | 0-5 | 0-2 | | | 2-10 |
| 1960 | | 0-1 | 1-3-1 | 2-1 | 1-2 | | | 4-7-1 |
| 1961 | | 0-2 | 1-4 | 2-2 | 1-2 | | | 4-10 |
| 1962 | | 0-3 | 1-3 | 0-3-1 | 0-3 | | | 1-12-1 |
| 1963 | | 0-3 | 2-2 | 2-2 | 1-2 | | | 5-9 |
| 1964 | | 2-0-1 | 2-2 | 1-4 | 0-1-1 | | | 5-7-2 |
| 1965 | | 1-1 | 0-5 | 1-3 | 2-1 | | | 4-10 |
| 1966 | | 3-1 | 1-3 | 3-1 | 1-1 | | | 8-6 |
| 1967 | | 2-0 | 2-1-2 | 4-0 | 3-1 * | | | 11-2-2 * |
| 1968 | | 3-0 | 3-1 | 3-0-1 | 1-2 | | | 10-3-1 |
| 1969 | | 2-0 | 4-0 | 5-0 | 0-4 * | | | 11-4 * |
| 1970 | | 2-0 | 2-2 | 3-1-1 | 2-1 | | | 9-4-1 |
| 1971 | | 0-1-1 | 4-1 | 2-2 | 2-1 | | | 8-5-1 |
| 1972 | | 1-0-1 | 3-2 | 1-3 | 1-2 | | | 6-7-1 |
| 1973 | | 3-0 | 3-1 | 3-1 | 3-1 * | | | 12-3 * |
| 1974 | | 2-1 | 3-1 | 3-1 | 3-2 * | | | 11-5 * |
| 1975 | | 1-1 | 4-0 | 4-1 | 4-0 * | 0-1 * | | 13-3 * |
| 1976 | | 2-0-1 | 4-1 | 2-2 | 3-1 * | | | 11-4-1 * |
| 1977 | | 1-1 | 3-2 | 4-0 | 2-2 * | | | 10-5 * |
| 1978 | | 4-0 | 3-2 | 3-1 | 3-1 * | 0-1 * | | 13-5 * |
| 1979 | | 3-2 | 1-3 | 3-1 | 3-1 * | 1-1 * | | 11-8 * |
| 1980 | | 2-2 | 3-1 | 4-1 | 2-2 * | | | 11-6 * |
| 1981 | | 2-2 | 2-2 | 1-4 | 1-2 | | | 6-10 |
| 1982 | | 0-2 | strike | 1-1 | 0-4 | 1-0 | | 2-7 |
| 1983 | | 2-2 | 3-2 | 3-1 | 2-2 * | 0-1 * | | 10-8 * |
| 1984 | | 3-2 | 2-2 | 3-1 | 2-2 * | | | 10-7 * |
| 1985 | | 4-0 | 3-1 | 2-2 | 2-2 | 1-1 * | | 12-6 * |
| 1986 | | 3-1 | 3-1 | 3-2 | 1-3 * | | | 10-7 * |
| 1987 | | 0-2 | 1-3 | 3-2 | 2-2 | | | 6-9 |
| 1988 | | 4-0 | 3-2 | 0-4 | 3-1 * | | | 10-7 * |
| 1989 | | 3-0 | 2-3 | 3-1 | 4-1 * | 1-1 * | | 13-6 * |
| 1990 | | 1-2 | 1-3 | 2-2 | 1-4 | | | 5-11 |
| 1991 | | 2-3 | 1-2 | 0-4 | 0-4 | | | 3-13 |
| 1992 | | 2-2 | 1-2 | 1-4 | 2-2 | | | 6-10 |
| 1993 | | 2-2 | 0-4 | 1-2 | 1-3 | 1-0 | | 5-11 |
| 1994 | | 2-2 | 1-3 | 1-3 | 0-4 | | | 4-12 |
| 1995 | | 4-0 | 1-3 | 1-3 | 1-3 | | | 7-9 |
| 1996 | | 1-3 | 1-3 | 1-3 | 3-1 | | | 6-10 |
| 1997 | 1-0 | 1-3 | 0-3 | 1-4 | 2-1 | | | 5-11 |
| 1998 | | 1-3 | 1-2 | 1-4 | 1-3 | | | 4-12 |
| 1999 | | 2-0 | 4-1 | 3-1 | 4-0 | 3-1 * | | 16-3 * |
| 2000 | | 4-0 | 3-1 | 1-3 | 2-3 * | | | 10-7 * |
| 2001 | | 3-0 | 3-1 | 2-1 | 5-0 | 3-0 * | 0-1 * | 16-3 * |
| 2002 | | 0-4 | 2-1 | 3-1 | 2-3 | | | 7-9 |
| 2003 | | 2-2 | 3-0 | 4-1 | 3-1 | 0-1 * | | 12-5 * |
| 2004 | | 1-2 | 3-1 | 1-3 | 2-2 | 2-1 * | | 9-9 * |
| 2005 | | 2-1 | 2-3 | 1-2 | 0-4 | 1-0 | | 6-10 |
| 2006 | | 2-1 | 2-2 | 1-3 | 3-2 | | | 8-8 |
| 2007 | | 0-4 | 0-4 | 2-1 | 1-4 | | | 3-13 |
| 2008 | | 0-4 | 2-1 | 0-5 | 0-4 | | | 2-14 |
| 2009 | | 0-3 | 0-4 | 1-3 | 0-4 | 0-1 | | 1-15 |
| 2010 | | 1-2 | 3-2 | 1-2 | 2-2 | 0-1 | | 7-9 |
| 2011 | | 0-3 | 1-3 | 1-3 | 0-4 | 0-1 | | 2-14 |
| 2012 | | 2-2 | 1-3 | 1-1-1 | 3-2 | | | 7-8-1 |
| 2013 | | 1-3 | 2-2 | 2-1 | 2-3 | | | 7-9 |
| 2014 | | 1-2 | 1-3 | 3-2 | 1-3 | | | 6-10 |
| 2015 | | 1-2 | 2-1 | 1-4 | 3-1 | 0-1 | | 7-9 |
| 2016 | | 2-1 | 1-3 | 1-3 | 0-4 | 0-1 | | 4-12 |
| 2017 | | 2-1 | 3-1 | 3-1 | 3-2 | 0-1 * | | 11-6 * |
| 2018 | | 4-0 | 4-0 | 2-1 | 3-2 | 2-0 * | 0-1 * | 15-4 * |
| 2019 | | 3-1 | 2-2 | 1-2 | 3-2 | | | 9-7 |
| **Reg. Season** | **1-0** | **122-103-4** | **162-169-7** | **160-165-8** | **127-126-2** | **5-6** | | **577-569-21** |
| **Postseason** | **-** | **-** | **-** | **-** | **10-15** | **11-9** | **0-2** | **21-26** |
| **Total** | **1-0** | **122-103-4** | **162-169-7** | **160-165-8** | **137-141-2** | **16-15** | **0-2** | **598-595-21** |

* Denotes there was a postseason game played in that month/season
Please note there were no games played during the 1943 season as operation was suspended/World War II

# Rams Overtime Games

The Rams have played in 32 overtime games, 29 in the regular season and three in the playoffs, since the NFL adopted the extra period in 1974. The Rams have a 16-14-2 record overall in overtime games.

| Score by Quarters | 1 | 2 | 3 | 4 | OT | Total | Winning Score |
|---|---|---|---|---|---|---|---|
| **Oct. 12, 1975 at San Diego (San Diego Stadium, Win)** | | | | | | | |
| Chargers | 0 | 0 | 10 | 0 | 0 | 10 | Dempsey 22-yard field goal |
| Rams | 0 | 3 | 7 | 0 | 3 | 13 | |
| **Sept. 19, 1976 at Minnesota (Metropolitan Stadium, Tie)** | | | | | | | |
| Vikings | 0 | 3 | 0 | 7 | 0 | 10 | |
| Rams | 0 | 0 | 0 | 10 | 0 | 10 | |
| **Dec. 2, 1979 vs. Minnesota (Memorial Coliseum, Win)** | | | | | | | |
| Rams | 7 | 7 | 7 | 0 | 6 | 27 | Cromwell 5-yard run |
| Minnesota | 7 | 7 | 0 | 7 | 0 | 21 | |
| **Dec. 7, 1980 at Buffalo (Rich Stadium, Loss)** | | | | | | | |
| Bills | 0 | 0 | 7 | 0 | 3 | 10 | Mike-Mayer 30-yard field goal |
| Rams | 0 | 0 | 7 | 0 | 0 | 7 | |
| **Dec. 21, 1980 vs. Atlanta (Anaheim Stadium, Win)** | | | | | | | |
| Rams | 3 | 0 | 14 | 0 | 3 | 20 | Corral 23-yard field goal |
| Falcons | 7 | 7 | 0 | 3 | 0 | 17 | |
| **Sept. 25, 1983 at New York Jets (Shea Stadium, Loss)** | | | | | | | |
| New York Jets | 7 | 7 | 7 | 3 | 3 | 27 | Leahy 22-yard field goal |
| Rams | 14 | 0 | 3 | 7 | 0 | 24 | |
| **Oct. 5, 1986 vs. Tampa Bay (Anaheim Stadium, Win)** | | | | | | | |
| Rams | 14 | 3 | 0 | 3 | 6 | 26 | Dickerson 42-yard run |
| Buccaneers | 0 | 10 | 7 | 3 | 0 | 20 | |
| **Dec. 14, 1986 vs. Miami (Anaheim Stadium, Loss)** | | | | | | | |
| Dolphins | 0 | 21 | 7 | 3 | 6 | 37 | Duper 20-yard |
| Rams | 0 | 7 | 14 | 10 | 0 | 31 | pass from Marino |
| **Nov. 5, 1989 at Minnesota (Hubert Humphery Metrodome, Loss)** | | | | | | | |
| Vikings | 3 | 9 | 6 | 3 | 2 | 23 | Safety, Merriweather |
| Rams | 7 | 0 | 0 | 14 | 0 | 21 | blocked punt |
| **Nov. 26, 1989 at New Orleans (Louisiana Superdome, Win)** | | | | | | | |
| Saints | 7 | 3 | 7 | 0 | 0 | 17 | Lansford 31-yard field goal |
| Rams | 0 | 3 | 0 | 14 | 3 | 20 | |
| **Jan. 7, 1990 at New York Giants (Giants Stadium, Win) NFC Divisional Playoff Game** | | | | | | | |
| New York Giants | 6 | 0 | 7 | 0 | 0 | 13 | Anderson 30-yard |
| Rams | 0 | 7 | 0 | 6 | 6 | 19 | pass from Everett |
| **Oct. 7, 1990 vs. Cincinnati (Anaheim Stadium, Loss)** | | | | | | | |
| Rams | 0 | 7 | 14 | 10 | 0 | 31 | Breech 44-yard |
| Bengals | 14 | 7 | 7 | 3 | 3 | 34 | |
| **Sept. 29, 1996 at Arizona (Sun Devil Stadium, Loss)** | | | | | | | |
| Cardinals | 0 | 14 | 0 | 14 | 3 | 31 | Davis 24-yard field goal |
| Rams | 7 | 14 | 7 | 0 | 0 | 28 | |
| **Oct. 27, 1996 at Baltimore (Memorial Stadium, Loss)** | | | | | | | |
| Ravens | 0 | 6 | 11 | 14 | 6 | 37 | Jackson 22-yard |
| Rams | 7 | 6 | 7 | 11 | 0 | 31 | pass from Testaverde |
| **Sept. 9, 2001 at Philadelphia (Veterans Stadium, Win)** | | | | | | | |
| Eagles | 3 | 0 | 0 | 14 | 0 | 17 | Wilkins 26-yard field goal |
| Rams | 7 | 7 | 3 | 0 | 3 | 20 | |
| **Sept. 14, 2003 vs. San Francisco (Edward Jones Dome, Win)** | | | | | | | |
| Rams | 7 | 0 | 7 | 10 | 3 | 27 | Wilkins 28-yard field goal |
| 49ers | 7 | 3 | 7 | 7 | 0 | 24 | |
| **Nov. 23, 2003 at Arizona (Sun Devil Stadium, Win)** | | | | | | | |
| Cardinals | 0 | 10 | 7 | 10 | 0 | 27 | Wilkins 49-yard field goal |
| Rams | 14 | 3 | 7 | 3 | 3 | 30 | |
| **Jan. 10, 2004 vs. Carolina (Edward Jones Dome, Loss) NFC Divisional Playoff Game - 2 OT** | | | | | | | |
| Panthers | 0 | 10 | 6 | 7 | 0 | 6 | 29 Smith 69-yard pass |
| Rams | 3 | 6 | 3 | 11 | 0 | 0 | 23 from Delhomme |
| **Sept. 26, 2004 vs. New Orleans (Edward Jones Dome, Loss)** | | | | | | | |
| Rams | 7 | 3 | 0 | 15 | 0 | 25 | Carney 31-yard field goal |
| Saints | 0 | 13 | 3 | 9 | 3 | 28 | |
| **Oct. 10, 2004 at Seattle (Qwest Field, Win)** | | | | | | | |
| Seahawks | 7 | 17 | 0 | 3 | 0 | 27 | McDonald 52-yard pass |
| Rams | 0 | 7 | 3 | 17 | 6 | 33 | from Bulger |

# Rams Overtime Games

| Score by Quarters | 1 | 2 | 3 | 4 | OT | Total | Winning Score |
|---|---|---|---|---|---|---|---|
| **Jan., 2, 2005 vs. New York Jets (Edward Jones Dome, Win)** | | | | | | | |
| Rams | 0 | 14 | 7 | 8 | 3 | 32 | Wilkins 31-yard field goal |
| New York Jets | 3 | 7 | 16 | 3 | 0 | 29 | |
| **Nov. 27, 2005 at Houston (Reliant Stadium, Win)** | | | | | | | |
| Texans | 7 | 17 | 0 | 3 | 0 | 27 | Curtis 56-yard pass |
| Rams | 0 | 3 | 7 | 17 | 6 | 33 | from Fitzpatrick |
| **Dec. 24, 2006 vs. Washington (Edward Jones Dome, Win)** | | | | | | | |
| Redskins | 7 | 14 | 7 | 3 | 0 | 31 | Jackson 21-yard run |
| Rams | 0 | 14 | 14 | 3 | 6 | 37 | |
| **Oct. 18, 2009 at Jacksonville (Municipal Stadium, Loss)** | | | | | | | |
| Jaguars | 6 | 0 | 0 | 14 | 3 | 23 | Scobee 36-yard field goal |
| Rams | 7 | 3 | 0 | 10 | 0 | 20 | |
| **Nov. 14, 2010 at San Francisco (Candlestick Park, Loss)** | | | | | | | |
| 49ers | 7 | 3 | 0 | 10 | 3 | 23 | Nedney 29-yard field goal |
| Rams | 3 | 7 | 7 | 3 | 0 | 20 | |
| **Nov. 6, 2011 at Arizona (University of Phoenix Stadium, Loss)** | | | | | | | |
| Cardinals | 3 | 0 | 3 | 7 | 6 | 19 | Peterson 99-yard punt return |
| Rams | 3 | 6 | 4 | 0 | 0 | 13 | |
| **Nov. 11, 2012 at San Francisco (Candlestick Park, Tie)** | | | | | | | |
| 49ers | 0 | 7 | 0 | 17 | 0 | 24 | |
| Rams | 14 | 0 | 3 | 7 | 0 | 24 | |
| **Dec. 2, 2012 vs. San Francisco (Edward Jones Dome, Win)** | | | | | | | |
| Rams | 0 | 0 | 2 | 11 | 3 | 16 | Zuerlein 54-yard field goal |
| 49ers | 7 | 0 | 0 | 6 | 0 | 13 | |
| **Sept. 13, 2015 vs. Seattle (Edward Jones Dome, Win)** | | | | | | | |
| Rams | 0 | 10 | 14 | 7 | 3 | 34 | Zuerlein 37-yard field goal |
| Seahawks | 7 | 3 | 3 | 18 | 0 | 31 | |
| **Nov. 8, 2015 at Minnesota (TCF Bank Stadium, Loss)** | | | | | | | |
| Vikings | 10 | 0 | 8 | 0 | 3 | 21 | Walsh 40-yard field goal |
| Rams | 6 | 9 | 0 | 3 | 0 | 18 | |
| **Jan. 3, 2016 at San Francisco (Levis Stadium, Loss)** | | | | | | | |
| 49ers | 0 | 10 | 3 | 3 | 3 | 19 | Dawson 23-yard field goal |
| Rams | 3 | 13 | 0 | 0 | 0 | 16 | |
| **Jan. 20, 2019 at New Orleans (Mercedes-Benz Superdome, Win) NFC Championship Game** | | | | | | | |
| Saints | 13 | 0 | 7 | 3 | 0 | 23 | Zuerlein 57-yard field goal |
| Rams | 0 | 10 | 7 | 6 | 3 | 26 | |

# Rams In Primetime

## Rams on Monday Night

| Year | Date | Opponent | Network | Score | W/L | Attendance |
|---|---|---|---|---|---|---|
| 1968 | Sept. 16 | at St. Louis | -- | 24-13 | W | 49,757 |
| 1970 | Oct. 26 | at Minnesota | (ABC) | 3-13 | L | 47,900 |
| | Dec. 14 | vs. Detroit | (ABC) | 23-28 | L | 79,441 |
| 1971 | Nov. 8 | at Baltimore | (ABC) | 17-24 | L | 57,722 |
| | Dec. 13 | vs. Washington | (ABC) | 24-38 | L | 80,402 |
| 1972 | Dec. 4 | at San Francisco | (ABC) | 26-16 | W | 61,214 |
| 1973 | Dec. 10 | vs. New York Gaints | (ABC) | 40-6 | W | 73,328 |
| 1974 | Nov. 4 | at San Francisco | (ABC) | 15-13 | W | 57,502 |
| | Dec. 9 | vs. Washington | (ABC) | 17-23 | L | 87,313 |
| 1975 | Nov. 3 | at Philadelphia | (ABC) | 42-3 | W | 64,601 |
| 1976 | Oct. 11 | vs. San Francisco | (ABC) | 0-16 | L | 80,532 |
| | Nov. 8 | at Cincinnati | (ABC) | 12-20 | L | 52,480 |
| 1977 | Oct. 10 | at Chicago | (ABC) | 23-24 | L | 51,412 |
| | Oct. 24 | vs. Minnesota | (ABC) | 35-3 | W | 62,414 |
| 1978 | Oct. 30 | at Atlanta | (ABC) | 7-15 | L | 57,250 |
| | Dec. 11 | vs. Cincinnati | (ABC) | 19-20 | L | 47,471 |
| 1979 | Nov. 19 | vs. Atlanta | (ABC) | 20-14 | W | 54,097 |
| 1980 | Nov. 24 | at New Orleans | (ABC) | 27-7 | W | 53,448 |
| | Dec. 15 | vs. Dallas | (ABC) | 38-14 | W | 65,154 |
| 1981 | Sept. 28 | at Chicago | (ABC) | 24-7 | W | 62,461 |
| | Dec. 14 | vs. Atlanta | (ABC) | 21-16 | W | 57,054 |
| 1983 | Nov. 14 | at Atlanta | (ABC) | 36-13 | W | 31,203 |
| 1984 | Sept. 3 | vs. Dallas | (ABC) | 13-20 | L | 65,403 |
| | Oct. 22 | at Atlanta | (ABC) | 24-10 | W | 52,861 |
| 1985 | Sept. 23 | at Seattle | (ABC) | 35-24 | W | 63,292 |
| | Dec. 9 | at San Francisco | (ABC) | 27-20 | W | 60,581 |
| | Dec. 23 | vs. Los Angeles Raiders | (ABC) | 6-16 | L | 66,676 |
| 1986 | Nov. 3 | at Chicago | (ABC) | 20-17 | W | 64,877 |
| 1987 | Oct 26 | at Cleveland | (ABC) | 17-30 | L | 76,933 |
| | Nov. 23 | at Washington | (ABC) | 30-26 | W | 53,614 |
| | Dec. 21 | vs. Dallas | (ABC) | 21-29 | L | 64,949 |
| 1988 | Dec. 5 | vs. Chicago | (ABC) | 23-3 | W | 65,579 |
| 1989 | Oct. 16 | at Buffalo | (ABC) | 20-23 | L | 76,231 |
| | Dec. 11 | vs. San Francisco | (ABC) | 27-30 | L | 67,959 |
| 1990 | Oct. 29 | at Pittsburgh | (ABC) | 10-41 | L | 56,466 |
| | Dec. 17 | vs. San Francisco | (ABC) | 10-26 | L | 65,619 |
| | Dec. 31 | at New Orleans | (ABC) | 17-20 | L | 68,647 |
| 1991 | Nov. 25 | vs. San Francisco | (ABC) | 10-33 | L | 61,881 |
| 2000 | Sept. 4 | vs. Denver | (ABC) | 41-36 | W | 65,956 |
| | Nov. 20 | vs. Washington | (ABC) | 20-33 | L | 66,087 |
| | Dec. 18 | at Tampa Bay | (ABC) | 35-38 | L | 65,563 |
| 2001 | Oct. 8 | at Detroit | (ABC) | 35-0 | W | 77,765 |
| | Nov. 26 | vs. Tampa Bay | (ABC) | 17-24 | L | 66,198 |
| | Dec. 17 | at New Orleans | (ABC) | 34-21 | W | 70,332 |
| 2002 | Sept. 23 | at Tampa Bay | (ABC) | 14-26 | L | 65,652 |
| | Nov. 18 | vs. Chiacgo | (ABC) | 21-16 | W | 66,250 |
| | Dec. 30 | vs. San Francisco | (ABC) | 31-20 | W | 66,118 |
| 2003 | Oct. 13 | vs. Atlanta | (ABC) | 36-0 | W | 66,075 |
| | Dec. 8 | at Cleveland | (ABC) | 26-20 | W | 73,108 |
| 2004 | Oct. 18 | vs. Tampa Bay | (ABC) | 28-21 | W | 66,040 |
| | Nov. 29 | at Green Bay | (ABC) | 17-45 | L | 70,385 |
| | Dec. 27 | vs. Philadelphia | (ABC) | 20-7 | W | 66,129 |
| 2005 | Oct. 17 | at Indianapolis | (ABC) | 28-45 | L | 57,703 |
| 2006 | Dec. 11 | vs. Chicago | (ESPN) | 27-42 | L | 66,234 |
| 2011 | Sep. 19 | at New York Giants | (ESPN) | 16-28 | L | 78,290 |
| | Dec. 12 | at Seattle | (ESPN) | 13-30 | L | 66,577 |
| 2013 | Oct. 28 | vs. Seattle | (ESPN) | 9-14 | L | 55,966 |
| 2014 | Oct. 13 | vs. San Francisco | (ESPN) | 17-31 | L | 56,802 |
| 2016 | Sep. 12 | at San Francisco | (ESPN) | 0-28 | L | 70,178 |
| 2018 | Sept. 10 | at Oakland | (ESPN) | 33-13 | W | 53,857 |
| | Nov. 19 | vs. Kansas City | (ESPN) | 54-51 | W | 77,002 |
| 2019 | Nov. 25 | vs. Baltimore | (ESPN) | 45-6 | L | 72,409 |

**Totals:**

Monday Night Football Record: **29-33**
Home: **13-17**
Road: **16-16**
Games after Monday Night: **38-20**
(NOTE - 3 MNF games were to end the regular season, 1 MNF game was followed with a bye)
Games after Monday Night win: **18-10**
Games after Monday Night loss: **20-10**

# Rams In Primetime

## Rams on Sunday Night

| Year | Date | Opponent | Network | Score | W/L | Attendance |
|---|---|---|---|---|---|---|
| 1979 | Oct. 14 | at Dallas | (ABC) | 6-30 | L | 64,462 |
| 1981 | Oct. 18 | at Dallas | (ABC) | 17-29 | L | 64,649 |
| 1987 | Dec. 27 | at San Francisco | (ESPN) | 0-48 | L | 57,950 |
| 1988 | Dec. 18 | at San Francisco | (ESPN) | 38-16 | W | 62,444 |
| 1989 | Nov. 26 | at New Orleans | (ESPN) | 20-17 | W | 64,274 |
| 1990 | Oct. 14 | at Chicago | (TNT) | 9-38 | L | 59,383 |
| 1991 | Sept. 15 | at New Orleans | (TNT) | 7-24 | L | 68,583 |
| | Dec. 22 | at Seattle | (ESPN) | 9-23 | L | 51,100 |
| 1992 | Oct. 11 | at New Orleans | (TNT) | 10-13 | L | 68,591 |
| | Dec. 6 | at Tampa Bay | (ESPN) | 31-27 | W | 38.387 |
| 1994 | Nov. 20 | at San Francisco | (ESPN) | 27-31 | L | 62,774 |
| 1996 | Nov. 24 | Green Bay | (ESPN) | 9-24 | L | 61,499 |
| 1997 | Dec. 14 | Chicago | (ESPN) | 10-13 | L | 66,030 |
| 2000 | Nov. 5 | Carolina | (ESPN) | 24-27 | L | 66,048 |
| 2001 | Nov. 18 | at New England | (ESPN) | 24-17 | W | 60,292 |
| 2002 | Dec. 15 | Arizona | (ESPN) | 30-28 | W | 65,939 |
| 2003 | Nov. 9 | Baltimore | (ESPN) | 33-22 | W | 66,085 |
| 2004 | Oct. 3 | at San Francisco | (ESPN) | 24-14 | W | 66,696 |
| 2005 | Jan. 1, 2006 | at Dallas | (ESPN) | 20-10 | W | 63,131 |
| 2010 | Jan. 2, 2011 | at Seattle | (NBC) | 6-16 | L | 67,325 |
| 2018 | Dec. 9, 2018 | at Chicago | (NBC) | 6-15 | L | 61,695 |
| | Dec. 16, 2018 | Philadelphia | (NBC) | 23-30 | L | 74,210 |
| 2019 | Sept. 22, 2019 | at Cleveland | (NBC) | 20-13 | W | 67,431 |
| | Nov. 10, 2019 | vs. Chicago | (NBC) | 17-7 | W | 70,758 |
| | Dec. 8, 2019 | vs. Seattle | (NBC) | 28-12 | W | 71,501 |
| **Totals:** | | **Sunday Night Record: 11-14** | | | | |
| | | **Home: 4-4** | | | | |
| | | **Road: 7-10** | | | | |

## Rams on Thursday Night

| Year | Date | Opponent | Network | Score | W/L | Attendance |
|---|---|---|---|---|---|---|
| 1979 | Sept. 6 | at Denver | (ABC) | 13-9 | W | 74,884 |
| 1980 | Sept. 11 | at Tampa Bay | (ABC) | 9-10 | L | 66,576 |
| 1982 | Dec. 2 | San Francisco | (ABC) | 24-30 | L | 58,754 |
| 1993 | Oct. 14 | at Atlanta | (TNT) | 24-30 | L | 45,231 |
| 1995 | Oct. 12 | Atlanta | (TNT) | 21-19 | W | 59,700 |
| 1998 | Dec. 3 | at Philadelphia | (ESPN) | 14-17 | L | 66,155 |
| 2007 | Dec. 20 | Pittsburgh | (NFL Network) | 24-41 | L | 65,705 |
| 2012 | Oct. 4 | Arizona | (NFL Network) | 17-3 | W | 54,641 |
| 2013 | Sept. 26 | San Francisco | (NFL Network) | 11-35 | L | 56,626 |
| 2014 | Dec. 11 | Arizona | (NFL Network) | 6-12 | L | 58,898 |
| 2015 | Dec. 17 | Tampa Bay | (NFL Network) | 31-23 | W | 51,295 |
| 2016 | Dec. 15 | at Seattle | (NFL Network) | 3-24 | L | 69,067 |
| 2017 | Sept. 21 | at San Francisco | (NFL Network) | 41-39 | W | 70,178 |
| 2018 | Sept. 27 | Minnesota | (NFL Network) | 38-31 | W | 72,027 |
| 2019 | Oct. 3 | at Seattle | (NFL Network) | 30-29 | L | 68,988 |
| **Totals:** | | **Thursday Night Record: 6-9** | | | | |
| | | **Home: 4-4** | | | | |
| | | **Road: 2-5** | | | | |

## Rams on Friday Night

| Year | Date | Opponent | Network | Score | W/L | Attendance |
|---|---|---|---|---|---|---|
| 1949 | Sept. 23 | Detroit Lions | N/A | 27-24 | W | 17,878 |
| 1950 | Sept. 22 | New York Yanks | N/A | 45-28 | W | 23,768 |
| 1951 | Sept. 28 | New York Yanks | N/A | 54-14 | W | 30,310 |
| 1952 | Oct. 3 | Detroit Lions | N/A | 17-14 | L | 42, 743 |
| 1960 | Sept. 23 | St. Louis Cardinals | N/A | 43-21 | L | Unavailable |
| 1966 | Sept. 16 | Chicago Bears | N/A | 31-17 | W | Unavailable |
| 1966 | Sept. 30 | San Francisco 49ers | N/A | 34-3 | W | Unavailable |
| 1967 | Sept. 22 | Minnesota Vikings | N/A | 39-3 | W | Unavailable |
| 1970 | Sept. 18 | St. Louis Cardinals | N/A | 34-13 | W | Unavailable |
| 1984 | Dec. 14 | at San Francisco | (ABC) | 16-19 | L | 59,743 |
| 1986 | Dec. 19 | at San Francisco | (ABC) | 14-24 | L | 60,366 |
| **Totals:** | | **Friday Night Record: 7-4** | | | | |
| | | **Home: 7-2** | | | | |
| | | **Road: 0-2** | | | | |

## Rams on Saturday Night

| Year | Date | Opponent | Network | Score | W/L | Attendance |
|---|---|---|---|---|---|---|
| 1975 | Dec. 20 | Pittsburgh | | 10-3 | W | 69,389 |
| 1976 | Dec. 11 | at Detroit | (ABC) | 20-17 | W | 73,470 |
| 2019 | Dec. 21 | at San Francisco | (FOX/NFL Network) | 34-31 | L | 70,103 |
| **Totals:** | | **Saturday Night Record: 2-1** | | | | |
| | | **Home: 1-0** | | | | |
| | | **Road: 1-1** | | | | |

**Primetime Totals:** **48-59**

**Home:** **22-25**

**Road:** **26-34**



Los Angeles Rams 2020 Media Guide

# Regular Season Summaries

# INTERNATIONAL RAMS

## Rams International Series Regular Season Games

| Year | Date | Opponent | Location/Stadium | Score | W/L | Attendance |
|---|---|---|---|---|---|---|
| 2012 | Oct. 28 | New England | London/Wembley | 7-45 | L | 84,004 |
| 2016 | Oct. 23 | New York Giants | London/Twickenham | 10-17 | L | 74,121 |
| 2017 | Oct. 22 | Arizona | London/Twickenham | 33-0 | W | 73,736 |
| 2019 | Oct. 27 | Cincinnati | London/Webley | 24-10 | W | 83,720 |
| **Totals:** | | **International Series Record: 2-2** | | | | |



# 2019 (9-7) 3rd, NFC West - Sean McVay

| Date | W/L | Score | Opponent | Attend. |
|---|---|---|---|---|
| 9/8 | W | 30-27 | at Carolina Panthers | 72,005 |
| 9/15 | W | 27-9 | New Orleans Saints | 71,460 |
| 9/22 | W | 20-13 | at Cleveland Browns | 67,431 |
| 9/29 | L | 40-55 | Tampa Bay Buccaneers | 68,117 |
| 10/3 | L | 29-30 | at Seattle Seahawks | 68,988 |
| 10/13 | L | 7-20 | San Francisco 49ers | 75,695 |
| 10/20 | W | 37-10 | at Atlanta Falcons | 71,856 |
| 10/27 | W | 24-10 | Cincinnati Bengals* | 83,720 |
| 11/10 | L | 12-17 | at Pittsburgh Steelers | 63,627 |
| 11/17 | W | 17-7 | Chicago Bears | 70,758 |
| 11/25 | L | 6-45 | Baltimore Ravens | 72,409 |
| 12/1 | W | 34-7 | at Arizona Cardinals | 60,944 |
| 12/8 | W | 28-12 | Seattle Seahawks | 71,501 |
| 12/15 | L | 21-44 | at Dallas Cowboys | 90,436 |
| 12/21 | L | 31-34 | at San Francisco 49ers | 70,103 |
| 12/29 | W | 31-24 | Arizona Cardinals | 68,665 |
| | | | Total Attendance | 1,147,715 |

*** Denotes game played in London**

| | Rams | OPP |
|---|---|---|
| **Total First Downs** | **342** | **324** |
| Rushing | 92 | 100 |
| Passing | 222 | 194 |
| Penalty | 28 | 30 |
| 3rd Down: Made/Att | 83/208 | 86/218 |
| 3rd Down Pct. | 39.9% | 39.4% |
| 4th Down: Made/Att | 3/13 | 14/24 |
| 4th Down Pct. | 23.1% | 58.3% |
| **Possession Avg.** | **29:01** | **30:59** |
| **Total Net Yards** | **5,998** | **5,434** |
| Avg. Per Game | 374.9 | 339.6 |
| Total Plays | 1,055 | 1,056 |
| Avg. Per Play | 5.7 | 6.1 |
| **Net Yards Rushing** | **1,499** | **1,809** |
| Avg. Per Game | 93.7 | 113.1 |
| Total Rushes | 401 | 444 |
| **Net Yards Passing** | **4,499** | **3,625** |
| Avg. Per Game | 281.2 | 226.6 |
| Sacked/Yards Lost | 22/170 | 50/303 |
| Gross Yards | 4,669 | 3,928 |
| Attempts/Completions | 632/397 | 562/348 |
| Completion Pct. | 62.8% | 61.9% |
| Had Intercepted | 17 | 13 |
| **Punts/Average** | **67/46.7** | **73/44.1** |
| **Net Punting Avg.** | **42.4** | **41.3** |
| **Penalties/Yards** | **118/899** | **105/829** |
| **Fumbles/Ball Lost** | **17/7** | **23/11** |
| **Touchdowns** | **46** | **42** |
| Rushing | 20 | 15 |
| Passing | 22 | 23 |
| Returns | 4 | 4 |

| Score By Periods | Q1 | Q2 | Q3 | Q4 | OT | T |
|---|---|---|---|---|---|---|
| **Rams** | **52** | **146** | **92** | **104** | **0** | **394** |
| Opponents | 65 | 116 | 70 | 113 | 0 | 364 |

| Scoring | TD | Ru | Pa | Rt | PAT | FG | 2Pt | Pts. |
|---|---|---|---|---|---|---|---|---|
| Greg Zuerlein | 0 | 0 | 0 | 0 | 42/42 | 24/33 | 0 | 114 |
| Todd Gurley II | 14 | 12 | 2 | 0 | 0/0 | 0/0 | 3 | 86 |
| Cooper Kupp | 10 | 0 | 10 | 0 | 0/0 | 0/0 | 0 | 60 |
| Malcolm Brown | 5 | 5 | 0 | 0 | 0/0 | 0/0 | 1 | 30 |
| Robert Woods | 3 | 1 | 2 | 0 | 0/0 | 0/0 | 0 | 18 |
| Tyler Higbee | 3 | 0 | 3 | 0 | 0/0 | 0/0 | 0 | 18 |
| Gerald Everett | 2 | 0 | 2 | 0 | 0/0 | 0/0 | 1 | 12 |
| Brandin Cooks | 2 | 0 | 2 | 0 | 0/0 | 0/0 | 0 | 12 |
| Jared Goff | 2 | 2 | 0 | 0 | 0/0 | 0/0 | 0 | 12 |
| Dante Fowler Jr. | 1 | 0 | 0 | 1 | 0/0 | 0/0 | 0 | 6 |
| Marcus Peters | 1 | 0 | 0 | 1 | 0/0 | 0/0 | 0 | 6 |
| Josh Reynolds | 1 | 0 | 1 | 0 | 0/0 | 0/0 | 0 | 6 |
| Darious Williams | 1 | 0 | 0 | 1 | 0/0 | 0/0 | 0 | 6 |
| Taylor Rapp | 1 | 0 | 0 | 1 | 0/0 | 0/0 | 0 | 6 |
| Aaron Donald | 0 | 0 | 0 | 0 | 0/0 | 0/0 | 0 | 2 |
| **Rams** | **46** | **20** | **22** | **4** | **42/42** | **24/33** | **1** | **394** |
| **Opponents** | **42** | **15** | **23** | **4** | **40/41** | **24/30** | **0** | **364** |

**Two Point Conversions:** RAMS 1/4, Opponents: 0/1

**Sacks:** Aaron Donald 12.5, Dante Fowler Jr. 11.5, Clay Matthews 8.0, Samson Ebukam 4.5, Cory Littleton 3.5, Michael Brockers 3.0, Sebastian-Joseph Day 2.0, Morgan Fox 2.0, Ogbonnia Okoronkwo 1.5, Greg Gaines 0.5 **Rams: 50.0, Opponents: 22.0**

### Usual Starters

| | | | |
|---|---|---|---|
| WR | Brandin Cooks (14) | DE | Michael Brockers (16) |
| LT | Andrew Whitworth (16) | NT | Sebastian-Joseph Day (16) |
| LG | Austin Corbett (7) | DT | Aaron Donald (16) |
| C | Austin Blythe (15) | OLB | Clay Matthews(13) |
| RG | David Edwards (10) | OLB | Dante Fowler Jr. (14) |
| RT | Bobby Evans (7) | OLB | Troy Reeder (8) |
| TE | Tyler Higbee (15) | ILB | Cory Littleton (16) |
| WR | Robert Woods (15) | LCB | Darious Williams (3) |
| QB | Jared Goff (16) | RCB | Jalen Ramsey (12) |
| WR | Cooper Kupp (14) | SS | Taylor Rapp (10) |
| RB | Todd Gurley II (15) | FS | Eric Weddle (16) |

| Rushing | No. | Yards | Avg. | Long | TD |
|---|---|---|---|---|---|
| Todd Gurley II | 223 | 857 | 3.8 | 25 | 12 |
| Malcolm Brown | 69 | 255 | 3.7 | 17 | 5 |
| Darrell Henderson Jr. | 39 | 147 | 3.8 | 22 | 0 |
| Robert Woods | 17 | 115 | 6.8 | 20 | 1 |
| Brandin Cooks | 6 | 52 | 8.7 | 27 | 0 |
| Jared Goff | 33 | 40 | 1.2 | 8 | 2 |
| Josh Reynolds | 5 | 23 | 4.6 | 12 | 0 |
| John Kelly | 3 | 9 | 3.0 | 6 | 0 |
| Nick Scott | 1 | 6 | 6.0 | 6 | 0 |
| Cooper Kupp | 2 | 4 | 2.0 | 6 | 0 |
| Gerald Everett | 1 | 0 | 0.0 | 0 | 0 |
| Blake Bortles | 2 | -9 | -4.5 | 1 | 0 |
| **Rams** | **401** | **1,499** | **3.7** | **27** | **20** |
| **Opponents** | **444** | **1,809** | **4.1** | **44t** | **15** |

| Receiving | No. | Yards | Avg. | Long | TD |
|---|---|---|---|---|---|
| Cooper Kupp | 94 | 1,161 | 12.4 | 66 | 10 |
| Robert Woods | 90 | 1,134 | 12.6 | 48 | 2 |
| Tyler Higbee | 69 | 734 | 10.6 | 33 | 3 |
| Brandin Cooks | 42 | 583 | 13.9 | 57 | 2 |
| Gerald Everett | 37 | 408 | 11.0 | 33 | 2 |
| Todd Gurley II | 31 | 207 | 6.7 | 23 | 2 |
| Josh Reynolds | 21 | 326 | 15.5 | 31t | 1 |
| Darrell Henderson Jr. | 4 | 37 | 9.3 | 14 | 0 |
| Johnny Mundt | 4 | 26 | 6.5 | 9 | 0 |
| Malcolm Brown | 2 | 16 | 8.0 | 10 | 1 |
| Michael Thomas | 2 | 14 | 7.0 | 9 | 0 |
| Nick Scott | 1 | 23 | 23.0 | 23 | 0 |
| David Long Jr. | 0 | 0 | 0.0 | 0 | 0 |
| **Rams** | **397** | **4669** | **11.8** | **66** | **22** |
| **Opponents** | **348** | **3928** | **11.3** | **67t** | **23** |

| Interceptions | No. | Yards | Avg. | Long | TD |
|---|---|---|---|---|---|
| Taylor Rapp | 2 | 54 | 27.0 | 31t | 1 |
| Marcus Peters | 2 | 32 | 16.0 | 32t | 1 |
| Cory Littleton | 2 | 32 | 16.0 | 26 | 0 |
| Troy Hill | 2 | 6 | 3.0 | 6 | 0 |
| John Johnson III | 2 | 0 | 0.0 | 0 | 0 |
| Darious Williams | 2 | 0 | 0.0 | 0 | 0 |
| Jalen Ramsey | 1 | 13 | 13.0 | 13 | 0 |
| **Rams** | **13** | **137** | **10.5** | **32t** | **2** |
| **Opponents** | **17** | **227** | **13.4** | **55t** | **2** |

| Punting | No. | Yards | Avg. | Net | TB | In20 | Long | BLK |
|---|---|---|---|---|---|---|---|---|
| Johnny Hekker | 66 | 3,128 | 47.4 | 42.4 | 5 | 22 | 71 | 1 |
| **Rams** | **67** | **3,128** | **46.7** | **42.4** | **5** | **22** | **71** | **1** |
| **Opponents** | **73** | **3,222** | **44.1** | **41.3** | **2** | **34** | **59** | **0** |

| Punt Returns | Ret. | FC | Yards | Avg. | Long | TD |
|---|---|---|---|---|---|---|
| JoJo Natson | 19 | 20 | 149 | 7.8 | 35 | 0 |
| Nsimba Webster | 7 | 6 | 18 | 2.6 | 14 | 0 |
| Michael Thomas | 1 | 0 | 3 | 3.0 | 3 | 0 |
| **Rams** | **27** | **26** | **170** | **6.3** | **35** | **0** |
| **Opponents** | **23** | **14** | **190** | **8.3** | **20** | **0** |

| Kickoff Returns | No. | Yards | Avg. | Long | TD |
|---|---|---|---|---|---|
| JoJo Natson | 13 | 289 | 22.2 | 30 | 0 |
| Darrell Henderson Jr. | 3 | 58 | 19.3 | 23 | 0 |
| Nsimba Webster | 2 | 57 | 28.5 | 30 | 0 |
| **Rams** | **18** | **404** | **22.4** | **30** | **0** |
| **Opponents** | **17** | **467** | **27.5** | **81** | **0** |

| Field Goals | 1-19 | 20-29 | 30-39 | 40-49 | 50+ |
|---|---|---|---|---|---|
| Greg Zuerlein | 0/0 | 7/7 | 7/8 | 5/11 | 5/7 |
| **Rams** | **0/0** | **7/7** | **7/8** | **5/11** | **5/7** |
| **Opponents** | **0/0** | **5/5** | **9/9** | **5/8** | **5/8** |

**Greg Zuerlein** (49, 56, 27) (24, 22) (53, 37) (58, 44) (47, 42) (55, 25, 20) (23) (30) (38) (32, 46) (27,33) (47)

**Opponents** (46, 52) (34, 52, 42) (23,35) (58) (42) (25, 34) (52) (28) (33) (34) (39, 34) (50, 42, 42) (31)

**Fumbles Lost:** Jared Goff 5, Todd Gurley II 2, **Total: 7**
**Opponent Fumble Recoveries:** Cory Littleton 4, Samson Ebukam 2, Darious Williams 1, Taylor Rapp 1, Aaron Donald 1, Dante Fowler Jr. 1, Marcus Peters 1, **Total: 11**

# 2018 (13-3) 1st, NFC West - Sean McVay

| Date | W/L | Score | Opponent | Attend. |
|---|---|---|---|---|
| 9/10 | W | 33-13 | at Oakland Raiders | 53,857 |
| 9/16 | W | 34-0 | Arizona Cardinals | 66,515 |
| 9/23 | W | 35-23 | Los Angeles Chargers | 68,947 |
| 9/27 | W | 38-31 | Minnesota Vikings | 72,027 |
| 10/7 | W | 33-31 | at Seattle Seahawks | 68,893 |
| 10/14 | W | 23-20 | at Denver Broncos | 76,109 |
| 10/21 | W | 39-10 | at San Francisco 49ers | 66,597 |
| 10/28 | W | 29-27 | Green Bay Packers | 75,822 |
| 11/4 | L | 35-45 | at New Orleans Saints | 73,086 |
| 11/11 | W | 36-31 | Seattle Seahawks | 72,755 |
| 11/19 | W | 54-51 | Kansas City Chiefs | 77,002 |
| 12/2 | W | 30-16 | at Detroit Lions | 60,974 |
| 12/9 | L | 6-15 | at Chicago Bears | 61,695 |
| 12/16 | L | 23-30 | Philadelphia Eagles | 74,210 |
| 12/23 | W | 31-9 | at Arizona Cardinals | 61,759 |
| 12/30 | W | 48-32 | San Francisco 49ers | 72,161 |
| **1/12/2019 ^** | **W** | **30-22** | **Dallas Cowboys** | **77,187** |
| **1/20/2019 *** | **W** | **26-23** | **at New Orleans Saints** | **73,028** |
| **2/3/2019 !** | **L** | **3-13** | **New England Patriots** | **70,081** |
| Total Attendance | | | | 1,322,705 |

**^ Denotes NFC Divisional Round game**
*** Denotes NFC Championship game**
**! Denotes Super Bowl LIII (played in Atlanta)**

| | Rams | OPP |
|---|---|---|
| **Total First Downs** | **401** | **322** |
| Rushing | 134 | 101 |
| Passing | 236 | 185 |
| Penalty | 31 | 36 |
| 3rd Down: Made/Att | 86/191 | 70/188 |
| 3rd Down Pct. | 45.0% | 37.2% |
| 4th Down: Made/Att | 6/15 | 9/15 |
| 4th Down Pct. | 40.0% | 60.0% |
| **Possession Avg.** | **30:42** | **29:18** |
| **Total Net Yards** | **6,738** | **5,737** |
| Avg. Per Game | 421.1 | 358.6 |
| Total Plays | 1,060 | 960 |
| Avg. Per Play | 6.4 | 6.0 |
| **Net Yards Rushing** | **2,231** | **1,957** |
| Avg. Per Game | 139.4 | 122.3 |
| Total Rushes | 459 | 386 |
| **Net Yards Passing** | **4,507** | **3,780** |
| Avg. Per Game | 281.7 | 236.3 |
| Sacked/Yards Lost | 33/223 | 41/326 |
| Gross Yards | 4,730 | 4,106 |
| Attempts/Completions | 568/368 | 533/347 |
| Completion Pct. | 64.8% | 65.1% |
| Had Intercepted | 12 | 18 |
| **Punts/Average** | **43/46.3** | **66/44.1** |
| **Net Punting Avg.** | **43.0** | **38.6** |
| **Penalties/Yards** | **96/878** | **99/852** |
| **Fumbles/Ball Lost** | **17/7** | **14/12** |
| **Touchdowns** | **60** | **44** |
| Rushing | 23 | 12 |
| Passing | 32 | 31 |
| Returns | 5 | 1 |

| Score By Periods | Q1 | Q2 | Q3 | Q4 | OT | T |
|---|---|---|---|---|---|---|
| **Rams** | **105** | **174** | **131** | **117** | **0** | **527** |
| Opponents | 84 | 112 | 106 | 82 | 0 | 384 |

| Scoring | TD | Ru | Pa | Rt | PAT | FG | 2Pt | Pts. |
|---|---|---|---|---|---|---|---|---|
| Todd Gurley II | 21 | 17 | 4 | 0 | 0/0 | 0/0 | 3 | 132 |
| Greg Zuerlein | 0 | 0 | 0 | 0 | 35/36 | 27/31 | 0 | 116 |
| Robert Woods | 7 | 1 | 6 | 0 | 0/0 | 0/0 | 0 | 42 |
| Brandin Cooks | 6 | 1 | 5 | 0 | 0/0 | 0/0 | 0 | 36 |
| Cooper Kupp | 6 | 0 | 6 | 0 | 0/0 | 0/0 | 0 | 36 |
| Josh Reynolds | 5 | 0 | 5 | 0 | 0/0 | 0/0 | 0 | 30 |
| Gerald Everett | 3 | 0 | 3 | 0 | 0/0 | 0/0 | 1 | 20 |
| Cairo Santos | 0 | 0 | 0 | 0 | 5/6 | 5/6 | 0 | 20 |
| Sam Ficken | 0 | 0 | 0 | 0 | 10/10 | 1/3 | 0 | 13 |
| Samson Ebukam | 2 | 0 | 0 | 2 | 0/0 | 0/0 | 0 | 12 |
| Jared Goff | 2 | 2 | 0 | 0 | 0/0 | 0/0 | 0 | 12 |
| Tyler Higbee | 2 | 0 | 2 | 0 | 0/0 | 0/0 | 0 | 12 |
| C.J. Anderson | 2 | 2 | 0 | 0 | 0/0 | 0/0 | 0 | 12 |
| Malcolm Brown | 1 | 0 | 1 | 0 | 0/0 | 0/0 | 1 | 8 |
| Cory Littleton | 1 | 0 | 0 | 1 | 0/0 | 0/0 | 0 | 8 |
| Blake Countess | 1 | 0 | 0 | 1 | 0/0 | 0/0 | 0 | 6 |
| Marcus Peters | 1 | 0 | 0 | 1 | 0/0 | 0/0 | 0 | 6 |
| Johnny Hekker | 0 | 0 | 0 | 0 | 1/1 | 1/1 | 0 | 4 |
| Mark Barron | 0 | 0 | 0 | 0 | 0/0 | 0/0 | 0 | 2 |
| **Rams** | **60** | **23** | **32** | **5** | **51/53** | **34/41** | **5** | **527** |
| **Opponents** | **44** | **12** | **31** | **1** | **39/42** | **25/28** | **2** | **384** |

**Two Point Conversions:** RAMS 5/7, Opponents: 2/2

**Sacks:** Aaron Donald 20.5, Ndamukong Suh 4.5, Cory Littleton 4.0, Samson Ebukam 3.0, Dante Fowler Jr. 2.0, John Franklin-Myers 2.0, Lamarcus Joyner 1.0, Mark Barron 1.0, Ethan Westbrooks 1.0, Michael Brockers 1.0, Matt Longacre 1.0
**Rams: 41.0, Opponents: 33.0**

**Usual Starters**

| | | | |
|---|---|---|---|
| WR | Brandin Cooks (16) | DE | Michael Brockers (16) |
| LT | Andrew Whitworth (16) | NT | Ndamukong Suh (16) |
| LG | Rodger Saffold III (16) | DT | Aaron Donald (16) |
| C | John Sullivan (16) | OLB | Matt Longacre (7) |
| RG | Austin Blythe (16) | | Dante Fowler Jr. (6) |
| RT | Rob Havenstein (16) | OLB | Samson Ebukam (14) |
| TE | Tyler Higbee (16) | ILB | Cory Littleton (16) |
| WR | Robert Woods (16) | ILB | Mark Barron (12) |
| QB | Jared Goff (16) | LCB | Marcus Peters (16) |
| WR | Josh Reynolds (8) | RCB | Aqib Talib (8) |
| | Cooper Kupp (8) | SS | John Johnson III (16) |
| RB | Todd Gurley II (14) | FS | Lamarcus Joyner (15) |

| Passing | Att. | Comp. | Yards | Comp% | Yards/Att. | TD | TD% | Int. | Int% | Long | Sack/Lost | Rating |
|---|---|---|---|---|---|---|---|---|---|---|---|---|
| Jared Goff | 561 | 364 | 4,688 | 64.9% | 8.4 | 32 | 5.7% | 12 | 2.1% | 70t | 33/223 | 101.1 |
| Sean Mannion | 3 | 2 | 23 | 66.7% | 7.7 | 0 | 0.0% | 0 | 0.0% | 18 | 0/0 | 89.6 |
| Johnny Hekker | 4 | 2 | 19 | 50.0% | 4.8 | 0 | 0.0% | 0 | 0.0% | 12 | 0/0 | 63.5 |
| **Rams** | **568** | **368** | **4,730** | **64.8%** | **8.3** | **32** | **5.6%** | **12** | **2.1%** | **70t** | **33/223** | **100.8** |
| **Opponents** | **533** | **347** | **4,106** | **65.1%** | **7.7** | **31** | **5.8%** | **18** | **3.4%** | **73t** | **41/326** | **93.8** |

| Rushing | No. | Yards | Avg. | Long | TD |
|---|---|---|---|---|---|
| Todd Gurley II | 256 | 1,251 | 4.9 | 36 | 17 |
| C.J. Anderson | 43 | 299 | 7.0 | 46 | 2 |
| Malcolm Brown | 43 | 212 | 4.9 | 19 | 0 |
| Robert Woods | 19 | 157 | 8.3 | 56 | 1 |
| Jared Goff | 43 | 108 | 2.5 | 16 | 2 |
| John Kelly | 27 | 74 | 2.7 | 7 | 0 |
| Brandin Cooks | 10 | 68 | 6.8 | 17 | 1 |
| Cooper Kupp | 4 | 25 | 6.3 | 12 | 0 |
| Justin Davis | 2 | 19 | 9.5 | 19 | 0 |
| Gerald Everett | 2 | 16 | 8.0 | 12 | 0 |
| Josh Reynolds | 2 | 8 | 4.0 | 10 | 0 |
| Johnny Hekker | 1 | 3 | 3.0 | 3 | 0 |
| Sean Mannion | 7 | -9 | -1.3 | 3 | 0 |
| **Rams** | **459** | **2,231** | **4.9** | **56** | **23** |
| **Opponents** | **386** | **1,957** | **5.1** | **51** | **12** |

| Receiving | No. | Yards | Avg. | Long | TD |
|---|---|---|---|---|---|
| Robert Woods | 86 | 1,219 | 14.2 | 39t | 6 |
| Brandin Cooks | 80 | 1,204 | 15.1 | 57 | 5 |
| Todd Gurley II | 59 | 580 | 9.8 | 56 | 4 |
| Cooper Kupp | 40 | 566 | 14.2 | 70t | 6 |
| Gerald Everett | 33 | 320 | 9.7 | 40t | 3 |
| Josh Reynolds | 29 | 402 | 13.9 | 33 | 5 |
| Tyler Higbee | 24 | 292 | 12.2 | 36 | 2 |
| Malcolm Brown | 5 | 52 | 10.4 | 18t | 1 |
| C.J. Anderson | 4 | 17 | 4.3 | 13 | 0 |
| John Kelly | 2 | 27 | 13.5 | 18 | 0 |
| KhaDarel Hodge | 2 | 17 | 8.5 | 14 | 0 |
| Nick Williams | 2 | 17 | 8.5 | 11 | 0 |
| Sam Shields | 1 | 12 | 12.0 | 12 | 0 |
| Johnny Mundt | 1 | 5 | 5.0 | 5 | 0 |
| Pharoh Cooper | 0 | 0 | 0 | 0 | 0 |
| **Rams** | **368** | **4730** | **12.9** | **70t** | **32** |
| **Opponents** | **347** | **4106** | **11.8** | **73t** | **31** |

| Interceptions | No. | Yards | Avg. | Long | TD |
|---|---|---|---|---|---|
| John Johnson III | 4 | 46 | 11.5 | 35 | 0 |
| Marcus Peters | 3 | 107 | 35.7 | 50t | 1 |
| Cory Littleton | 3 | 48 | 16.0 | 22 | 1 |
| Troy Hill | 2 | 7 | 3.5 | 7 | 0 |
| Aqib Talib | 1 | 30 | 30.0 | 30 | 0 |
| Samson Ebukam | 1 | 25 | 25.0 | 25t | 1 |
| Sam Shields | 1 | 22 | 22.0 | 22 | 0 |
| Lamarcus Joyner | 1 | 5 | 5.0 | 5 | 0 |
| Nickell Robey-Coleman | 1 | 0 | 0.0 | 0 | 0 |
| Blake Countess | 1 | 0 | 0.0 | 0 | 0 |
| **Rams** | **18** | **290** | **16.1** | **50t** | **3** |
| **Opponents** | **12** | **73** | **6.1** | **26** | **0** |

| Punting | No. | Yards | Avg. | Net | TB | In20 | Long | BLK |
|---|---|---|---|---|---|---|---|---|
| Johnny Hekker | 43 | 1,992 | 46.3 | 43.0 | 2 | 21 | 68 | 0 |
| **Rams** | **43** | **1,992** | **46.3** | **43.0** | **2** | **21** | **68** | **0** |
| **Opponents** | **66** | **2,912** | **44.1** | **38.6** | **3** | **26** | **68** | **2** |

| Punt Returns | Ret. | FC | Yards | Avg. | Long | TD |
|---|---|---|---|---|---|---|
| JoJo Natson | 26 | 10 | 280 | 10.8 | 60 | 0 |
| Pharoh Cooper | 2 | 1 | 12 | 6.0 | 12 | 0 |
| Marqui Christian | 1 | 0 | 11 | 11.0 | 11 | 0 |
| Cooper Kupp | 1 | 3 | 4 | 4.0 | 4 | 0 |
| Robert Woods | 0 | 1 | 0 | 0 | 0 | 0 |
| **Rams** | **30** | **15** | **307** | **10.2** | **60** | **0** |
| **Opponents** | **12** | **7** | **104** | **8.7** | **22** | **0** |

| Kickoff Returns | No. | Yards | Avg. | Long | TD |
|---|---|---|---|---|---|
| Blake Countess | 17 | 419 | 24.6 | 40 | 0 |
| Pharoh Cooper | 13 | 277 | 21.3 | 28 | 0 |
| JoJo Natson | 6 | 108 | 18.0 | 24 | 0 |
| Matt Longacre | 2 | 30 | 15.0 | 16 | 0 |
| Robert Woods | 1 | 0 | 0.0 | 0 | 0 |
| **Rams** | **39** | **834** | **21.4** | **40** | **0** |
| **Opponents** | **29** | **652** | **22.5** | **42** | **0** |

| Field Goals | 1-19 | 20-29 | 30-39 | 40-49 | 50+ |
|---|---|---|---|---|---|
| Greg Zuerlein | 0/0 | 9/9 | 10/10 | 4/6 | 4/6 |
| Cairo Santos | 1/1 | 2/2 | 2/2 | 0/1 | 0/0 |
| Sam Ficken | 0/0 | 0/1 | 1/1 | 0/1 | 0/0 |
| Johnny Hekker | 0/0 | 1/1 | 0/0 | 0/0 | 0/0 |
| **Rams** | **1/1** | **12/13** | **13/13** | **4/8** | **4/6** |
| **Opponents** | **0/0** | **7/7** | **9/10** | **4/4** | **5/7** |

**Greg Zuerlein** (46WR, 20, 28, 55, 20) (35, 37, 33) (43, 34) (51WR, 56, 34) (35, 37, 20) (23, 33) (24, 47, 48) (27, 50, 40RU) (41, 36, 37) (57LU, 21) (28, 51)

**Johnny Hekker** (20)

**Sam Ficken**
(46WR) (34, 28WR)

**Cairo Santos**
(19, 39) (26, 39, 47WR, 21)

**Opponents** (24, 48) ( ) (26) (37, 39, 40) (52) (28, 24) (51) (41, 53) (54) (33) (21) (28, 29, 35) (39, 31, 38WL) (51, 34, 40, 53SH) (36, 54WL) (30)

**Fumbles Lost:** Jared Goff 5, JoJo Natson 1, Todd Gurley II 1, **Total: 7**
**Opponent Fumble Recoveries:** Ndamukong Suh 2, Aaron Donald 2, Samson Ebukam 2, John Franklin-Myers 1, Trevon Young 1, Aqib Talib 1, Lamarcus Joyner 1, Ramik Wilson 1, Dante Fowler Jr. 1, **Total: 12**

# 2017 (11-5) 1st, NFC West - Sean McVay

| Date | W/L | Score | Opponent | Attend. |
|---|---|---|---|---|
| 9/10 | W | 46-9 | Indianapolis Colts | (60,128) |
| 9/17 | L | 20-27 | Washington Redskins | (56,612) |
| 9/21 | W | 41-39 | at San Francisco 49ers | (70,178) |
| 10/1 | W | 35-30 | at Dallas Cowboys | (91,869) |
| 10/8 | L | 10-16 | Seattle Seahawks | (60,745) |
| 10/15 | W | 27-17 | at Jacksonville Jaguars | (56,232) |
| 10/22 | W | 33-0 | Arizona Cardinals* | (73,736) |
| 11/5 | W | 51-17 | at New York Giants | (76,877) |
| 11/12 | W | 33-7 | Houston Texans | (60,032) |
| 11/19 | L | 7-24 | at Minnesota Vikings | (66,809) |
| 11/26 | W | 26-20 | New Orleans Saints | (62,006) |
| 12/3 | W | 32-16 | at Arizona Cardinals | (63,986) |
| 12/10 | L | 35-43 | Philadelphia Eagles | (67,752) |
| 12/17 | W | 42-7 | at Seattle Seahawks | (69,077) |
| 12/24 | W | 27-23 | at Tennessee Titans | (60,097) |
| 12/31 | L | 13-34 | San Francisco 49ers | (66,125) |
| **1/6/2018** | **L** | **13-26** | **Atlanta Falcons^** | **(74,300)** |
| Total Attendance | | | | (1,136,561) |

* Denotes International Series at Twickenham Stadium in London

**^ Denotes NFC Wild Card game**

| | Rams | OPP |
|---|---|---|
| **Total First Downs** | **311** | **300** |
| Rushing | 97 | 86 |
| Passing | 185 | 181 |
| Penalty | 29 | 33 |
| 3rd Down Efficiency | 88/214-41.1% | 86/227-37.9% |
| 4th Down Efficiency | 5/12-41.7% | 9/15-60.0% |
| **Possession Avg.** | **30:06** | **29:54** |
| **Total Net Yards** | **5,784** | **5,432** |
| Avg. Per Game | 361.5 | 339.5 |
| Total Plays | 1,000 | 1,020 |
| Avg. Per Play | 5.8 | 5.3 |
| **Net Yards Rushing** | **1,953** | **1,957** |
| Avg. Per Game | 122.1 | 122.3 |
| Total Rushes | 454 | 417 |
| **Net Yards Passing** | **3,831** | **3,475** |
| Avg. Per Game | 239.4 | 217.2 |
| Sacked/Yards Lost | 28/192 | 48/324 |
| Gross Yards | 4,023 | 3,799 |
| Attempts/Completions | 518/320 | 555/324 |
| Completion Pct. | 61.8% | 58.4% |
| Had Intercepted | 7 | 18 |
| **Punts/Average** | **65/47.9** | **80/44.5** |
| **Net Punting Avg.** | **44.3** | **37.3** |
| **Penalties/Yards** | **107/922** | **102/808** |
| **Fumbles/Ball Lost** | **29/14** | **23/10** |
| **Touchdowns** | **51** | **38** |
| Rushing | 17 | 15 |
| Passing | 28 | 21 |
| Returns | 6 | 2 |

| Score By Periods | Q1 | Q2 | Q3 | Q4 | OT | T |
|---|---|---|---|---|---|---|
| **Rams** | 119 | 161 | 119 | 79 | 0 | 478 |
| Opponents | 71 | 117 | 41 | 100 | 0 | 329 |

| Scoring | TD | Ru | Pa | Rt | PAT | FG | 2Pt | Pts. |
|---|---|---|---|---|---|---|---|---|
| Greg Zuerlein | 0 | 0 | 0 | 0 | 44/46 | 38/40 | 0 | 158 |
| Todd Gurley II | 19 | 13 | 6 | 0 | 0/0 | 0/0 | 0 | 114 |
| Sammy Watkins | 8 | 0 | 8 | 0 | 0/0 | 0/0 | 0 | 48 |
| Robert Woods | 5 | 0 | 5 | 0 | 0/0 | 0/0 | 0 | 30 |
| Cooper Kupp | 5 | 0 | 5 | 0 | 0/0 | 0/0 | 0 | 30 |
| Malcolm Brown | 2 | 1 | 0 | 1 | 0/0 | 0/0 | 0 | 12 |
| Gerald Everett | 2 | 0 | 2 | 0 | 0/0 | 0/0 | 0 | 12 |
| Sam Ficken | 0 | 0 | 0 | 0 | 4/5 | 2/3 | 0 | 10 |
| Blake Countess | 1 | 0 | 0 | 1 | 0/0 | 0/0 | 0 | 6 |
| Jared Goff | 1 | 1 | 0 | 0 | 0/0 | 0/0 | 0 | 6 |
| Tyler Higbee | 1 | 0 | 1 | 0 | 0/0 | 0/0 | 0 | 6 |
| Pharoh Cooper | 1 | 0 | 0 | 1 | 0/0 | 0/0 | 0 | 6 |
| Lance Dunbar | 1 | 1 | 0 | 0 | 0/0 | 0/0 | 0 | 6 |
| Lamarcus Joyner | 1 | 0 | 0 | 1 | 0/0 | 0/0 | 0 | 6 |
| Tavon Austin | 1 | 1 | 0 | 0 | 0/0 | 0/0 | 0 | 6 |
| Alec Ogletree | 1 | 0 | 0 | 1 | 0/0 | 0/0 | 0 | 6 |
| Trumain Johnson | 1 | 0 | 0 | 1 | 0/0 | 0/0 | 0 | 6 |
| Josh Reynolds | 1 | 0 | 1 | 0 | 0/0 | 0/0 | 0 | 6 |
| Morgan Fox | 0 | 0 | 0 | 0 | 0/0 | 0/0 | 0 | 2 |
| **Rams** | **51** | **17** | **28** | **6** | **48/51** | **40/43** | **0** | **478** |
| **Opponents** | **38** | **15** | **21** | **2** | **32/35** | **23/34** | **0** | **329** |

**Two Point Conversions:** RAMS 0/0, Opponents: 0/3

**Sacks:** Aaron Donald 11.0, Robert Quinn 8.5, Matt Longacre 5.5, Connor Barwin 5.0, Michael Brockers 4.5, Ethan Westbrooks 4.0, Morgan Fox 2.5, Samson Ebukam 2.0, Alec Ogletree 2.0, Tyrunn Walker 1.0, Cory Littleton 1.0, Mark Barron 1.0 **Rams: 48.0, Opponents: 27.0**

**Usual Starters**

| | | | |
|---|---|---|---|
| WR | Sammy Watkins (14) | DE | Michael Brockers (15) |
| LT | Andrew Whitworth (15) | NT | Ethan Westbrooks (9) |
| LG | Rodger Saffold (15) | DT | Aaron Donald (14) |
| C | John Sullivan (15) | OLB | Robert Quinn (14) |
| RG | Jamon Brown (16) | OLB | Connor Barwin (13) |
| RT | Rob Havenstein (15) | ILB | Alec Ogletree (15) |
| TE | Tyler Higbee (16) | ILB | Mark Barron (14) |
| WR | Robert Woods (11) | LCB | Trumaine Johnson (15) |
| QB | Jared Goff (15) | RCB | Kayvon Webster (11) |
| WR | Tavon Austin (9) | SS | John Johnson III (11) |
| | Cooper Kupp (6) | FS | Lamarcus Joyner (12) |
| RB | Todd Gurley II (15) | | |

| Passing | Att. | Comp. | Yards | Comp% | Yards/Att. | TD | TD% | Int. | Int% | Long | Sack/Lost | Rating |
|---|---|---|---|---|---|---|---|---|---|---|---|---|
| Jared Goff | 477 | 296 | 3,804 | 62.1% | 8.0 | 28 | 5.9% | 7 | 1.5% | 94t | 25/172 | 100.5 |
| Sean Mannion | 37 | 22 | 185 | 59.5% | 5.0 | 0 | 0.0% | 0 | 0.0% | 50 | 3/20 | 72.5 |
| Johnny Hekker | 3 | 2 | 34 | 66.7% | 11.3 | 0 | 0.0% | 0 | 0.0% | 28 | 0/0 | 104.8 |
| Cooper Kupp | 1 | 0 | 0 | 0.0% | 0.0 | 0 | 0.0% | 0 | 0.0% | 0 | 0/0 | 39.6 |
| **Rams** | **518** | **320** | **4,023** | **61.8%** | **7.8** | **28** | **5.4%** | **7** | **1.4%** | **94t** | **28/192** | **98.3** |
| **Opponents** | **555** | **324** | **3,799** | **58.4%** | **6.8** | **21** | **3.8%** | **18** | **3.2%** | **65t** | **48/324** | **78.4** |

| Rushing | No. | Yards | Avg. | Long | TD |
|---|---|---|---|---|---|
| Todd Gurley II | 279 | 1,305 | 4.7 | 57t | 13 |
| Tavon Austin | 59 | 270 | 4.6 | 27t | 1 |
| Malcolm Brown | 63 | 246 | 3.9 | 20 | 1 |
| Jared Goff | 28 | 51 | 1.8 | 22 | 1 |
| Lance Dunbar | 11 | 51 | 4.6 | 12 | 1 |
| Gerald Everett | 1 | 13 | 13.0 | 13 | 0 |
| Robert Woods | 2 | 12 | 6.0 | 8 | 0 |
| Pharoh Cooper | 1 | 6 | 6.0 | 6 | 0 |
| Justin Davis | 1 | 1 | 1.0 | 1 | 0 |
| Sean Mannion | 9 | -2 | -0.2 | 3 | 0 |
| **Rams** | **454** | **1,953** | **4.3** | **57t** | **17** |
| **Opponents** | **417** | **1,957** | **4.7** | **75t** | **15** |

| Receiving | No. | Yards | Avg. | Long | TD |
|---|---|---|---|---|---|
| Todd Gurley II | 64 | 788 | 12.3 | 80t | 6 |
| Cooper Kupp | 62 | 869 | 14.0 | 64 | 5 |
| Robert Woods | 56 | 781 | 13.9 | 94t | 5 |
| Sammy Watkins | 39 | 593 | 15.2 | 67t | 8 |
| Tyler Higbee | 25 | 295 | 11.8 | 38 | 1 |
| Gerald Everett | 16 | 244 | 15.3 | 69 | 2 |
| Tavon Austin | 13 | 47 | 3.6 | 13 | 0 |
| Josh Reynolds | 11 | 104 | 9.5 | 28 | 1 |
| Pharoh Cooper | 11 | 84 | 7.6 | 26 | 0 |
| Malcolm Brown | 9 | 53 | 5.9 | 16 | 0 |
| Derek Carrier | 8 | 71 | 8.9 | 17 | 0 |
| Michael Thomas | 5 | 93 | 18.6 | 50 | 0 |
| Lance Dunbar | 1 | 1 | 1.0 | 1 | 0 |
| **Rams** | **320** | **4,023** | **12.6** | **94t** | **28** |
| **Opponents** | **324** | **3,799** | **11.7** | **65t** | **21** |

| Interceptions | No. | Yards | Avg. | Long | TD |
|---|---|---|---|---|---|
| Lamarcus Joyner | 3 | 104 | 34.7 | 46 | 1 |
| Mark Barron | 3 | 29 | 9.7 | 15 | 0 |
| Nickell Robey-Coleman | 2 | 56 | 28.0 | 31 | 0 |
| Kevin Peterson | 2 | 42 | 21.0 | 38 | 0 |
| Trumaine Johnson | 2 | 39 | 19.5 | 39t | 1 |
| John Johnson III | 1 | 69 | 69.0 | 69 | 0 |
| Alec Ogletree | 1 | 41 | 41.0 | 41t | 1 |
| Blake Countess | 1 | 19 | 19.0 | 19 | 0 |
| Cory Littleton | 1 | 2 | 2.0 | 2 | 0 |
| Cody Davis | 1 | 0 | 0.0 | 0 | 0 |
| Kayvon Webster | 1 | 0 | 0.0 | 0 | 0 |
| **Rams** | **18** | **401** | **22.3** | **69** | **3** |
| **Opponents** | **7** | **80** | **11.4** | **39** | **0** |

| Punting | No. | Yards | Avg. | Net | TB | In20 | Long | BLK |
|---|---|---|---|---|---|---|---|---|
| Johnny Hekker | 65 | 3,113 | 47.9 | 44.3 | 4 | 30 | 70 | 0 |
| **Rams** | **65** | **3,113** | **47.9** | **44.3** | **4** | **30** | **70** | **0** |
| **Opponents** | **80** | **3,561** | **44.5** | **37.3** | **6** | **22** | **67** | **3** |

| Punt Returns | Ret. | FC | Yards | Avg. | Long | TD |
|---|---|---|---|---|---|---|
| Pharoh Cooper | 32 | 8 | 399 | 12.5 | 53 | 0 |
| Tavon Austin | 12 | 1 | 53 | 4.4 | 12 | 0 |
| Trumaine Johnson | 1 | 0 | 6 | 6.0 | 6 | 0 |
| Cooper Kupp | 0 | 2 | 0 | 0 | 0 | 0 |
| **Rams** | **45** | **11** | **458** | **10.2** | **53** | **0** |
| **Opponents** | **25** | **12** | **152** | **6.1** | **18** | **0** |

| Kickoff Returns | No. | Yards | Avg. | Long | TD |
|---|---|---|---|---|---|
| Pharoh Cooper | 34 | 932 | 27.4 | 103t | 1 |
| Derek Carrier | 3 | 41 | 13.7 | 14 | 0 |
| Michael Thomas | 1 | 15 | 15.0 | 15 | 0 |
| Tavon Austin | 1 | 13 | 13.0 | 13 | 0 |
| Matt Longacre | 1 | 0 | 0.0 | 0 | 0 |
| **Rams** | **40** | **1,001** | **25.0** | **103t** | **1** |
| **Opponents** | **23** | **520** | **22.6** | **57** | **0** |

| Field Goals | 1-19 | 20-29 | 30-39 | 40-49 | 50+ |
|---|---|---|---|---|---|
| Greg Zuerlein | 1/1 | 8/8 | 11/12 | 12/12 | 6/7 |
| Sam Ficken | 0/0 | 2/2 | 0/1 | 0/0 | 0/0 |
| **Rams** | **1/1** | **10/10** | **11/13** | **12/12** | **6/7** |
| **Opponents** | **0/0** | **6/6** | **7/11** | **7/11** | **3/6** |

**Greg Zuerlein** (50, 35, 44) (32, 40) (36, 48) (49, 44, 44, 30, 28, 43, 33) (35, 36N) (56, 29) (23, 33, 53, 34) (50, 45N) (27, 33, 50, 33) ( ) (50, 63SH, 46, 49, 26) (56, 20, 24, 41) ( ) (36, 31)

**Sam Ficken**
(36N) (23, 21)

**Opponents** (20, 38N) (41, 22, 51N) (48, 19) (34) (48, 49, 35) (54N, 41, 54N) (32N) (27, 46, 47) (34N) (48N, 39N, 39) (50, 21) (54, 45N) (22, 41, 33) ( ) (25, 37, 45N, 27) (33, 48)

**Fumbles Lost:** Tavon Austin 4, Jared Goff 3, Todd Gurley II 2, Sean Mannion 1, Robert Woods 1, Pharoh Cooper 1, Gerald Everett 1, Cooper Kupp 1 **Total: 14**
**Opponent Fumble Recoveries:** Connor Barwin 1, Tyrunn Walker 1, Trumaine Johnson 1, Nickell Robey-Coleman 1, Alec Ogletree 1, Aaron Donald 1, Troy Hill 1, Matt Longacre 1, Bryce Hager 1, Morgan Fox 1 **Total: 10**

# 2016 (4-12) 3rd, NFC West - J. Fisher (13), J. Fassel (3)

| Date | W/L | Score | Opponent | Attend. |
|---|---|---|---|---|
| 9/12 | L | 0-28 | at San Francisco 49ers | (70,178) |
| 9/18 | W | 9-3 | Seattle Seahawks | (91,046) |
| 9/25 | W | 37-32 | at Tampa Bay Buccaneers | (55,009) |
| 10/2 | W | 17-13 | at Arizona Cardinals | (64,622) |
| 10/9 | L | 19-30 | Buffalo Bills | (83,679) |
| 10/16 | L | 28-31 | at Detroit Lions | (56,018) |
| 10/23 | L | 10-17 | New York Giants* | (74,121) |
| 11/6 | L | 10-13 | Carolina Panthers | (86,109) |
| 11/13 | W | 9-6 | at New York Jets | (78,160) |
| 11/20 | L | 10-14 | Miami Dolphins | (83,483) |
| 11/27 | L | 21-49 | at New Orleans Saints | (73,067) |
| 12/4 | L | 10-26 | at New England Patriots | (66,829) |
| 12/11 | L | 14-42 | Atlanta Falcons | (82,495) |
| 12/15 | L | 3-24 | at Seattle Seahawks | (69,067) |
| 12/24 | L | 21-22 | San Francisco 49ers | (83,656) |
| 1/1/2017 | L | 6-44 | Arizona Cardinals | (80,729) |
| Total Attendance | | | | (1,046,706) |

* Denotes International Series at Twickenham Stadium in London

| | Rams | OPP |
|---|---|---|
| **Total First Downs** | **245** | **325** |
| Rushing | 68 | 91 |
| Passing | 151 | 194 |
| Penalty | 26 | 40 |
| 3rd Down Efficiency | 67/213-31.5% | 82/220-37.3% |
| 4th Down Efficiency | 8/20-40.0% | 12/14-85.7% |
| **Possession Avg.** | **29:21** | **30:39** |
| **Total Net Yards** | **4,203** | **5,392** |
| Avg. Per Game | 262.7 | 337.0 |
| Total Plays | 960 | 1,037 |
| Avg. Per Play | 4.4 | 5.2 |
| **Net Yards Rushing** | **1,252** | **1,660** |
| Avg. Per Game | 78.3 | 103.8 |
| Total Rushes | 375 | 424 |
| **Net Yards Passing** | **2,951** | **3,732** |
| Avg. Per Game | 184.4 | 233.3 |
| Sacked/Yards Lost | 49/362 | 31/196 |
| Gross Yards | 3,313 | 3,928 |
| Attempts/Completions | 536/312 | 582/378 |
| Completion Pct. | 58.2% | 64.9% |
| Had Intercepted | 20 | 10 |
| **Punts/Average** | **98/47.8** | **96/44.9** |
| **Net Avg.** | **46.0** | **39.6** |
| **Penalties/Yards** | **126/1,091** | **108/920** |
| **Fumbles/Ball Lost** | **24/9** | **19/8** |
| **Touchdowns** | **24** | **50** |
| Rushing | 9 | 12 |
| Passing | 14 | 32 |
| Returns | 1 | 6 |

| Score By Periods | Q1 | Q2 | Q3 | Q4 | OT | T |
|---|---|---|---|---|---|---|
| **Rams** | 71 | 53 | 26 | 74 | 0 | 224 |
| Opponents | 65 | 134 | 79 | 116 | 0 | 394 |

| Scoring | TD | Ru | Pa | Rt | PAT | FG | 2Pt | Pts. |
|---|---|---|---|---|---|---|---|---|
| Greg Zuerlein | 0 | 0 | 0 | 0 | 23/23 | 19/22 | 0 | 80 |
| Todd Gurley II | 6 | 6 | 0 | 0 | 0/0 | 0/0 | 0 | 36 |
| Kenny Britt | 5 | 0 | 5 | 0 | 0/0 | 0/0 | 0 | 30 |
| Tavon Austin | 4 | 1 | 3 | 0 | 0/0 | 0/0 | 0 | 24 |
| Brian Quick | 3 | 0 | 3 | 0 | 0/0 | 0/0 | 0 | 18 |
| Lance Kendricks | 2 | 0 | 2 | 0 | 0/0 | 0/0 | 0 | 12 |
| Case Keenum | 1 | 1 | 0 | 0 | 0/0 | 0/0 | 0 | 6 |
| Ethan Westbrooks | 1 | 0 | 0 | 1 | 0/0 | 0/0 | 0 | 6 |
| Jared Goff | 1 | 1 | 0 | 0 | 0/0 | 0/0 | 0 | 6 |
| Tyler Higbee | 1 | 0 | 1 | 0 | 0/0 | 0/0 | 0 | 6 |
| **Rams** | **24** | **9** | **14** | **1** | **23/23** | **19/22** | **0** | **224** |
| **Opponents** | **50** | **12** | **32** | **6** | **44/47** | **16/18** | **1** | **394** |

**Two Point Conversions:** RAMS 0/1, Opponents: 1/3

**Sacks:** Aaron Donald 8.0, William Hayes 5.0, Robert Quinn 4.0, Dominique Easley 3.5, Eugene Sims 2.5, Ethan Westbrooks 2.0, Maurice Alexander 1.0, Mark Barron 1.0, Lamarcus Joyner 1.0, T.J. McDonald 1.0, Cam Thomas 1.0, Blake Countess 1.0 **Rams: 31.0, Opponents: 49.0**

### Usual Starters

| | | | |
|---|---|---|---|
| WR | Kenny Britt (15) | LE | William Hayes (14) |
| LT | Greg Robinson (14) | LT | Aaron Donald (16) |
| LG | Rodger Saffold (15) | RT | Michael Brockers (14) |
| C | Tim Barnes (16) | RE | Robert Quinn (8) |
| RG | Cody Wichmann (11) | WS | Mark Barron (16) |
| RT | Rob Havenstein (15) | MLB | Alec Ogletree (16) |
| TE | Lance Kendricks (16) | MCB | Lamarcus Joyner (8) |
| WR | Brian Quick (7) | LCB | Trumaine Johnson (14) |
| QB | Case Keenum (9) | RCB | E.J. Gaines (10) |
| | Jared Goff (7) | SS | T.J. McDonald (16) |
| WR | Tavon Austin (15) | FS | Maurice Alexander (14) |
| RB | Todd Gurley II (16) | | |

| Rushing | No. | Yards | Avg. | Long | TD |
|---|---|---|---|---|---|
| Todd Gurley II | 278 | 885 | 3.2 | 24t | 6 |
| Tavon Austin | 28 | 159 | 5.7 | 30t | 1 |
| Benny Cunningham | 21 | 101 | 4.8 | 24 | 0 |
| Case Keenum | 20 | 51 | 2.6 | 13 | 1 |
| Malcolm Brown | 18 | 39 | 2.2 | 10 | 0 |
| Jared Goff | 8 | 16 | 2.0 | 6 | 1 |
| Bradley Marquez | 1 | 2 | 2.0 | 2 | 0 |
| Sean Mannion | 1 | -1 | -1.0 | -1 | 0 |
| **Rams** | **375** | **1,252** | **3.3** | **30t** | **9** |
| **Opponents** | **424** | **1,660** | **3.9** | **61** | **12** |

| Receiving | No. | Yards | Avg. | Long | TD |
|---|---|---|---|---|---|
| Kenny Britt | 68 | 1,002 | 14.7 | 66 | 5 |
| Tavon Austin | 58 | 509 | 8.8 | 43t | 3 |
| Lance Kendricks | 50 | 499 | 10.0 | 44 | 2 |
| Todd Gurley II | 43 | 327 | 7.6 | 33 | 0 |
| Brian Quick | 41 | 564 | 13.8 | 65t | 3 |
| Benny Cunningham | 16 | 91 | 5.7 | 12 | 0 |
| Pharoh Cooper | 14 | 106 | 7.6 | 23 | 0 |
| Tyler Higbee | 11 | 85 | 7.7 | 31 | 1 |
| Malcolm Brown | 3 | 46 | 15.3 | 26 | 0 |
| Bradley Marquez | 3 | 37 | 12.3 | 13 | 0 |
| Michael Thomas | 3 | 37 | 12.3 | 16 | 0 |
| Paul McRoberts | 1 | 6 | 6.0 | 6 | 0 |
| Chase Reynolds | 1 | 4 | 4.0 | 4 | 0 |
| **Rams** | **312** | **3,313** | **10.6** | **66** | **14** |
| **Opponents** | **378** | **3,928** | **10.4** | **64t** | **32** |

| Interceptions | No. | Yards | Avg. | Long | TD |
|---|---|---|---|---|---|
| Maurice Alexander | 2 | 19 | 9.5 | 19 | 0 |
| Alec Ogletree | 2 | 15 | 7.5 | 8 | 0 |
| Mark Barron | 2 | 8 | 4.0 | 7 | 0 |
| T.J. McDonald | 2 | 0 | 0.0 | 0 | 0 |
| Cody Davis | 1 | 29 | 29.0 | 29 | 0 |
| Trumaine Johnson | 1 | 0 | 0.0 | 0 | 0 |
| **Rams** | **10** | **71** | **7.1** | **29** | **0** |
| **Opponents** | **20** | **349** | **17.5** | **6t** | **5** |

| Punting | No. | Yards | Avg. | Net | TB | In20 | Long | BLK |
|---|---|---|---|---|---|---|---|---|
| Johnny Hekker | 98 | 4,680 | 47.8 | 46.0 | 1 | 51 | 78 | 0 |
| **Rams** | **98** | **4,680** | **47.8** | **46.0** | **1** | **51** | **78** | **0** |
| **Opponents** | **96** | **4,311** | **44.9** | **39.6** | **7** | **30** | **66** | **1** |

| Punt Returns | Ret. | FC | Yards | Avg. | Long | TD |
|---|---|---|---|---|---|---|
| Tavon Austin | 44 | 16 | 364 | 8.3 | 47 | 0 |
| Pharoh Cooper | 5 | 3 | 5 | 1.0 | 6 | 0 |
| **Rams** | **49** | **19** | **369** | **7.5** | **47** | **0** |
| **Opponents** | **35** | **40** | **152** | **4.3** | **19** | **0** |

| Kickoff Returns | No. | Yards | Avg. | Long | TD |
|---|---|---|---|---|---|
| Benny Cunningham | 22 | 599 | 27.2 | 61 | 0 |
| Pharoh Cooper | 14 | 323 | 23.1 | 51 | 0 |
| Michael Thomas | 9 | 180 | 20.0 | 41 | 0 |
| Tavon Austin | 1 | 5 | 5.0 | 5 | 0 |
| Chase Reynolds | 1 | 0 | 0.0 | 0 | 0 |
| Cody Davis | 0 | 15 | 0 | 15 | 0 |
| **Rams** | **47** | **1,122** | **23.9** | **61** | **0** |
| **Opponents** | **22** | **430** | **19.5** | **27** | **0** |

| Field Goals | 1-19 | 20-29 | 30-39 | 40-49 | 50+ |
|---|---|---|---|---|---|
| Greg Zuerlein | 0/0 | 5/5 | 9/9 | 3/4 | 2/4 |
| **Rams** | **0/0** | **5/5** | **9/9** | **3/4** | **2/4** |
| **Opponents** | **0/0** | **6/6** | **5/5** | **5/7** | **0/0** |

**Greg Zuerlein** (39, 28, 47) (53) (29) (37, 32, 54, 22) (36) (55N, 55N, 25) (20, 38, 34) (46, 48N) (44) (36) (37, 36)

**Opponents** (23) (41N) (25, 21) (23) (34) (29) (54, 26) (48N, 38, 37) (48) (32, 34, 47)

**Fumbles Lost:** Jared Goff 2, Michael Thomas 1, Kenny Britt 1, Lance Kendricks 1, Case Keenum 1, Tavon Austin 1, Malcolm Brown 1, Todd Gurley II 1 **Total: 9**
**Opponent Fumble Recoveries:** Eugene Sims 1, Mark Barron 1, Trumaine Johnson 1, Alec Ogletree 1, Ethan Westbrooks 1, E.J. Gaines 1, Morgan Fox 1, Josh Forrest 1 **Total: 8**

| Passing | Att. | Comp. | Yards | Comp% | Yards/Att. | TD | TD% | Int. | Int% | Long | Sack/Lost | Rating |
|---|---|---|---|---|---|---|---|---|---|---|---|---|
| Case Keenum | 322 | 196 | 2,201 | 60.9% | 6.8 | 9 | 2.8% | 11 | 3.4% | 65t | 23/140 | 76.4 |
| Jared Goff | 205 | 112 | 1,089 | 54.6% | 5.3 | 5 | 2.4% | 7 | 3.4% | 66 | 26/222 | 63.6 |
| Sean Mannion | 6 | 3 | 19 | 50.0% | 3.2 | 0 | 0.0% | 1 | 16.7% | 9 | 0/0 | 17.4 |
| Johnny Hekker | 2 | 1 | 4 | 50.0% | 2.0 | 0 | 0.0% | 0 | 0.0% | 4 | 0/0 | 56.3 |
| Pharoh Cooper | 1 | 0 | 0 | 0.0% | 0.0 | 0 | 0.0% | 1 | 100.0% | 0 | 0/0 | 0.0 |
| **Rams** | **536** | **312** | **3,313** | **58.2%** | **6.2** | **14** | **2.6%** | **20** | **3.7%** | **66** | **49/362** | **69.5** |
| **Opponents** | **582** | **378** | **3,928** | **64.9%** | **6.7** | **32** | **5.5%** | **10** | **1.7%** | **64t** | **31/196** | **95.5** |

# 2015 (7-9) 3rd, NFC West - Jeff Fisher

| Date | W/L | Score | Opponent | Attend. |
|---|---|---|---|---|
| 9/13 | W | 34-31 (OT) | Seattle Seahawks | (51,414) |
| 9/20 | L | 24-10 | at Washington Redskins | (72,460) |
| 9/27 | L | 12-6 | Pittsburgh Steelers | (52,452) |
| 10/4 | W | 24-22 | at Arizona Cardinals | (63,146) |
| 10/11 | L | 24-10 | at Green Bay Packers | (78,432) |
| 10/25 | W | 24-6 | Cleveland Browns | (51,236) |
| 11/1 | W | 27-6 | San Francisco 49ers | (51,206) |
| 11/8 | L | 21-18 | at Minnesota Vikings | (52,406) |
| 11/15 | L | 37-13 | Chicago Bears | (58,638) |
| 11/22 | L | 16-13 (OT) | at Baltimore Ravens | (71,105) |
| 11/29 | L | 31-7 | at Cincinnati Bengals | (61,022) |
| 12/6 | L | 27-3 | Arizona Cardinals | (51,156) |
| 12/13 | W | 21-14 | Detroit Lions | (51,198) |
| 12/17 | W | 31-23 | Tampa Bay Buccaneers | (51,436) |
| 12/27 | W | 23-17 | at Seattle Seahawks | (69,080) |
| 1/3/16 | L | 19-16 (OT) | at San Francisco 49ers | (70,799) |
| Total Attendance | | | | (957,186) |

| | Rams | OPP |
|---|---|---|
| **Total First Downs** | **241** | **320** |
| Rushing | 92 | 98 |
| Passing | 126 | 192 |
| Penalty | 23 | 30 |
| 3rd Down Efficiency | 52/201-25.9% | 78/225-34.7% |
| 4th Down Efficiency | 4/13-30.8% | 4/15-26.7% |
| **Possession Avg.** | **27:35** | **32:25** |
| **Total Net Yards** | **4,761** | **5,885** |
| Avg. Per Game | 297.6 | 367.8 |
| Total Plays | 920 | 1,091 |
| Avg. Per Play | 5.2 | 5.4 |
| **Net Yards Rushing** | **1,956** | **1,820** |
| Avg. Per Game | 122.3 | 113.8 |
| Total Rushes | 429 | 453 |
| **Net Yards Passing** | **2,805** | **4,065** |
| Avg. Per Game | 175.3 | 254.1 |
| Sacked/Yards Lost | 18/126 | 41/236 |
| Gross Yards | 2,931 | 4,301 |
| Attempts/Completions | 473/273 | 597/399 |
| Completion Pct. | 57.7% | 66.8% |
| Had Intercepted | 11 | 13 |
| **Punts/Average** | **96/47.9** | **83/44.8** |
| **Net Avg.** | **43.7** | **38.8** |
| **Penalties/Yards** | **122/1,007** | **109/992** |
| **Fumbles/Ball Lost** | **22/10** | **28/13** |
| **Touchdowns** | **31** | **32** |
| Rushing | 16 | 7 |
| Passing | 11 | 21 |
| Returns | 4 | 4 |

| Score By Periods | Q1 | Q2 | Q3 | Q4 | OT | T |
|---|---|---|---|---|---|---|
| **Rams** | 69 | 93 | 64 | 51 | 3 | 280 |
| Opponents | 77 | 71 | 72 | 104 | 6 | 330 |

| Scoring | TD | Ru | Pa | Rt | PAT | FG | 2Pt | Pts. |
|---|---|---|---|---|---|---|---|---|
| Greg Zuerlein | 0 | 0 | 0 | 0 | 26/28 | 20/30 | 0 | 86 |
| Tavon Austin | 10 | 4 | 5 | 1 | 0/0 | 0/0 | 0 | 60 |
| Todd Gurley | 10 | 10 | 0 | 0 | 0/0 | 0/0 | 0 | 60 |
| Kenny Britt | 3 | 0 | 3 | 0 | 0/0 | 0/0 | 0 | 18 |
| Lance Kendricks | 2 | 0 | 2 | 0 | 0/0 | 0/0 | 0 | 12 |
| Rodney McLeod | 1 | 0 | 0 | 1 | 0/0 | 0/0 | 0 | 6 |
| Nick Foles | 1 | 1 | 0 | 0 | 0/0 | 0/0 | 0 | 6 |
| Stedman Bailey | 1 | 0 | 1 | 0 | 0/0 | 0/0 | 0 | 6 |
| Trumaine Johnson | 1 | 0 | 0 | 1 | 0/0 | 0/0 | 0 | 6 |
| Akeem Ayers | 1 | 0 | 0 | 1 | 0/0 | 0/0 | 0 | 6 |
| Tre Mason | 1 | 1 | 0 | 0 | 0/0 | 0/0 | 0 | 6 |
| Zach Hocker | 0 | 0 | 0 | 0 | 1/1 | 1/1 | 0 | 4 |
| James Laurinaitis | 0 | 0 | 0 | 0 | 0/0 | 0/0 | 0 | 2 |
| Jared Cook | 0 | 0 | 0 | 0 | 0/0 | 0/0 | 1 | 2 |
| **Rams** | **31** | **16** | **11** | **4** | **27/29** | **21/31** | **1** | **280** |
| **Opponents** | **32** | **7** | **21** | **4** | **29/29** | **35/37** | **2** | **330** |

**Two Point Conversions:** **Rams** 1/2, Opponents: 2/3

**Sacks:** Aaron Donald 11.0, William Hayes 5.5, Robert Quinn 5.0, Chris Long 3.0, Michael Brockers 3.0, Maurice Alexander 2.0, Lamarcus Joyner 2.0, Ethan Westbrooks 2.0, Alec Ogletree 2.0, Eugene Sims 1.5, T.J. McDonald 1.0, Mark Barron 1.0, James Laurinaitis 1.0, Akeem Ayers 0.5, Nick Fairley 0.5
**Rams: 41.0, Opponents: 17.0**

**Usual Starters**

| | | | |
|---|---|---|---|
| WR | Kenny Britt (13) | LE | William Hayes (11) |
| LT | Greg Robinson (16) | LT | Aaron Donald (16) |
| LG | Garrett Reynolds (11) | RT | Michael Brockers (16) |
| C | Tim Barnes (16) | RE | Eugene Sims (9) |
| RG | Cody Wichmann (7) | RLB | Akeem Ayers (11) |
| RT | Rob Havenstein (13) | MLB | James Laurinaitis (16) |
| TE | Lance Kendricks (12) | LLB | (S) Mark Barron (12) |
| TE | Jared Cook (12) | LCB | Trumaine Johnson (13) |
| QB | Nick Foles (11) | RCB | Janoris Jenkins (15) |
| | Case Keenum (5) | SS | T.J. McDonald (11) |
| WR | Tavon Austin (14) | FS | Rodney McLeod (16) |
| RB | Todd Gurley II (12) | | |

| Rushing | No. | Yards | Avg. | Long | TD |
|---|---|---|---|---|---|
| Todd Gurley II | 299 | 1,106 | 4.8 | 71t | 10 |
| Tavon Austin | 52 | 434 | 8.3 | 60 | 4 |
| Tre Mason | 75 | 207 | 2.8 | 15 | 1 |
| Benny Cunningham | 37 | 140 | 3.8 | 40 | 0 |
| Chris Givens | 1 | 24 | 24.0 | 24 | 0 |
| Nick Foles | 17 | 20 | 1.2 | 10 | 1 |
| Malcolm Brown | 4 | 17 | 4.3 | 13 | 0 |
| Case Keenum | 12 | 5 | 0.4 | 4 | 0 |
| Isaiah Pead | 2 | 3 | 1.5 | 4 | 0 |
| **Rams** | **429** | **1,956** | **4.6** | **71t** | **16** |
| **Opponents** | **453** | **1,820** | **4.0** | **47** | **7** |

| Receiving | No. | Yards | Avg. | Long | TD |
|---|---|---|---|---|---|
| Tavon Austin | 52 | 473 | 9.1 | 66t | 5 |
| Jared Cook | 39 | 481 | 12.3 | 49 | 0 |
| Kenny Britt | 36 | 681 | 18.9 | 60t | 3 |
| Benny Cunningham | 26 | 250 | 9.6 | 42 | 0 |
| Lance Kendricks | 25 | 245 | 9.8 | 37t | 2 |
| Todd Gurley II | 21 | 188 | 9.0 | 31 | 0 |
| Tre Mason | 18 | 88 | 4.9 | 16 | 0 |
| Wes Welker | 13 | 102 | 7.8 | 14 | 0 |
| Bradley Marquez | 13 | 88 | 6.8 | 14 | 0 |
| Stedman Bailey | 12 | 182 | 15.2 | 68 | 1 |
| Brian Quick | 10 | 102 | 10.2 | 37 | 0 |
| Cory Harkey | 5 | 26 | 5.2 | 12 | 0 |
| Cody Davis | 1 | 20 | 20.0 | 20 | 0 |
| Chris Givens | 1 | 7 | 7.0 | 7 | 0 |
| Malcolm Brown | 1 | -2 | -2.0 | -2 | 0 |
| **Rams** | **273** | **2,931** | **10.7** | **68** | **11** |
| **Opponents** | **399** | **4,301** | **10.8** | **87t** | **21** |

| Interceptions | No. | Yards | Avg. | Long | TD |
|---|---|---|---|---|---|
| Trumaine Johnson | 7 | 136 | 19.4 | 58t | 1 |
| Janoris Jenkins | 3 | 0 | 0.0 | 0 | 0 |
| Eugene Sims | 1 | 42 | 42.0 | 42 | 0 |
| Rodney McLeod | 1 | 4 | 4.0 | 4 | 0 |
| James Laurinaitis | 1 | 0 | 0.0 | 0 | 0 |
| **Rams** | **13** | **182** | **14.0** | **58t** | **1** |
| **Opponents** | **11** | **131** | **11.9** | **45t** | **2** |

| Punting | No. | Yards | Avg. | Net | TB | In20 | Long | BLK |
|---|---|---|---|---|---|---|---|---|
| Johnny Hekker | 96 | 4,601 | 47.9 | 43.7 | 6 | 41 | 68 | 0 |
| **Rams** | **96** | **4,601** | **47.9** | **43.7** | **6** | **41** | **68** | **0** |
| **Opponents** | **83** | **3,721** | **44.8** | **38.8** | **10** | **26** | **73** | **0** |

| Punt Returns | Ret. | FC | Yards | Avg. | Long | TD |
|---|---|---|---|---|---|---|
| Tavon Austin | 34 | 15 | 268 | 7.9 | 75t | 1 |
| Wes Welker | 2 | 0 | 23 | 11.5 | 13 | 0 |
| Janoris Jenkins | 1 | 0 | 5 | 5.0 | 5 | 0 |
| Cody Davis | 1 | 0 | 4 | 4.0 | 4 | 0 |
| Daren Bates | 1 | 0 | 0 | 0.0 | 0 | 0 |
| **Rams** | **39** | **15** | **300** | **7.7** | **75t** | **1** |
| **Opponents** | **40** | **25** | **289** | **7.2** | **57t** | **1** |

| Kickoff Returns | No. | Yards | Avg. | Long | TD |
|---|---|---|---|---|---|
| Benny Cunningham | 25 | 714 | 28.6 | 102 | 0 |
| Isaiah Pead | 3 | 63 | 21.0 | 22 | 0 |
| Tavon Austin | 3 | 16 | 5.3 | 7 | 0 |
| Chase Reynolds | 2 | 9 | 4.5 | 9 | 0 |
| Stedman Bailey | 1 | 28 | 28.0 | 28 | 0 |
| **Rams** | **34** | **830** | **24.4** | **102** | **0** |
| **Opponents** | **27** | **605** | **22.4** | **42** | **0** |

| Field Goals | 1-19 | 20-29 | 30-39 | 40-49 | 50+ |
|---|---|---|---|---|---|
| Greg Zuerlein | 1/1 | 2/2 | 9/10 | 5/8 | 3/9 |
| Zach Hocker | 0/0 | 0/0 | 1/1 | 0/0 | 0/0 |
| **Rams** | **1/1** | **2/2** | **10/11** | **5/8** | **3/9** |
| **Opponents** | **0/0** | **17/17** | **10/10** | **6/6** | **2/4** |

**Greg Zuerlein** (33, 37) (52) (49, 27) (30) (42, 50N, 53N, 63N) (39, 63N, 35N) (38, 40B) (61, 35, 45, 48N, 53) (26, 38) (52N) (19) (42) (33, 32, 44, 52N, 48N)

**Zach Hocker** (35)

**Opponents** (25, 27, 35) (46) (21, 41) (21, 27, 42, 38, 29) (35) (25, 44) (54, 26) (34, 40) (35, 37, 36) (51N, 25, 20, 51N, 47) (21) (33, 29) (53, 32, 24) (26) (26, 28, 38, 23)

**Fumbles Lost:** Case Keenum 2, Nick Foles 2, Tavon Austin 2, Tre Mason 1, Todd Gurley II 1, Isaiah Pead 1, Jared Cook 1 **Total: 10**
**Opponent Fumble Recoveries:** Akeem Ayers 3, Rodney McLeod 1, Trumaine Johnson 1, Daren Bates 1, T.J. McDonald 1, Aaron Donald 1, Lamarcus Joyner 1, Maurice Alexander 1, Eugene Sims 1, Doug Worthington 1, Nick Fairley 1
**Total: 13**

| Passing | Att. | Comp. | Yards | Comp% | Yards/Att. | TD | TD% | Int. | Int% | Long | Sack/Lost | Rating |
|---|---|---|---|---|---|---|---|---|---|---|---|---|
| Nick Foles | 337 | 190 | 2,052 | 56.4% | 6.1 | 7 | 2.1% | 10 | 3.0% | 68 | 14/98 | 69.0 |
| Case Keenum | 125 | 76 | 828 | 60.8% | 6.6 | 4 | 3.2% | 1 | 0.8% | 60t | 4/28 | 87.7 |
| Sean Mannion | 7 | 6 | 31 | 85.7% | 4.4 | 0 | 0.0% | 0 | 0.0% | 11t | 0/0 | 85.1 |
| Johnny Hekker | 4 | 1 | 20 | 25.0% | 5.0 | 0 | 0.0% | 0 | 0.0% | 20 | 0/0 | 47.9 |
| **Rams** | **473** | **273** | **2,931** | **57.7%** | **6.2** | **11** | **2.3%** | **11** | **2.3%** | **68** | **18/126** | **74.1** |
| **Opponents** | **597** | **399** | **4,301** | **66.8%** | **7.2** | **21** | **3.5%** | **13** | **2.2%** | **87t** | **41/236** | **90.5** |

# 2014 (6-10) 4th, NFC West - Jeff Fisher

| Date | W/L | Score | Opponent | Attend. |
|---|---|---|---|---|
| 9/7 | L | 6-34 | Minnesota Vikings | (56,001) |
| 9/14 | W | 19-17 | at Tampas Bay Buccaneers | (60,245) |
| 9/21 | L | 31-34 | Dallas Cowboys | (58,743) |
| 10/5 | L | 28-34 | at Philadelphia Eagles | (69,869) |
| 10/13 | L | 17-31 | San Francisco 49ers | (56,802) |
| 10/19 | W | 28-26 | Seattle Seahawks | (57,733) |
| 10/26 | L | 7-34 | at Kansas City Chiefs | (75,890) |
| 11/2 | W | 13-10 | at San Franciso 49ers | (70,486) |
| 11/9 | L | 14-31 | at Arizonal Cardinals | (61,363) |
| 11/16 | W | 22-7 | Denver Broncos | (59,400) |
| 11/23 | L | 24-27 | at San Diego Chargers | (67,983) |
| 11/30 | W | 52-0 | Oakland Raiders | (55,622) |
| 12/7 | W | 24-0 | at Washington Redskins | (70,754) |
| 12/11 | L | 6-12 | Arizona Cardinals | (55,898) |
| 12/21 | L | 27-37 | New York Giants | (55,818) |
| 12/28 | L | 6-20 | at Seattle Seahawks | (68,443) |
| Total Attendance | | | | (1,001,050) |

| | Rams | OPP |
|---|---|---|
| **Total First Downs** | **288** | **301** |
| Rushing | 79 | 83 |
| Passing | 189 | 189 |
| Penalty | 20 | 29 |
| 3rd Down Efficiency | 68/192-35.4% | 82/213-38.5% |
| 4th Down Efficiency | 4/10-40% | 0/10-0.0% |
| **Possession Avg.** | **29:13** | **30:47** |
| **Total Net Yards** | **5,035** | **5,626** |
| Avg. Per Game | 314.7 | 351.6 |
| Total Plays | 957 | 1,005 |
| Avg. Per Play | 5.3 | 5.6 |
| **Net Yards Rushing** | **1,635** | **1,765** |
| Avg. Per Game | 102.2 | 110.3 |
| Total Rushes | 395 | 425 |
| **Net Yards Passing** | **3,400** | **3,861** |
| Avg. Per Game | 212.5 | 241.3 |
| Sacked/Yards Lost | 47/295 | 40/265 |
| Gross Yards | 3,695 | 4,126 |
| Attempts/Completions | 515/327 | 540/368 |
| Completion Pct. | 63.5% | 68.1% |
| Had Intercepted | 16 | 13 |
| **Punts/Average** | **81/45.9** | **76/43.0** |
| Net Avg. | 42.3 | 35.9 |
| **Penalties/Yards** | **123/1,139** | **105/882** |
| **Fumbles/Ball Lost** | **27/11** | **26/12** |
| **Touchdowns** | **36** | **40** |
| Rushing | 11 | 12 |
| Passing | 20 | 18 |
| Returns | 5 | 10 |

| Score By Periods | Q1 | Q2 | Q3 | Q4 | OT | T |
|---|---|---|---|---|---|---|
| **Rams** | 95 | 98 | 48 | 83 | 0 | 324 |
| Opponents | 42 | 93 | 106 | 113 | 0 | 354 |

| Scoring | TD | Ru | Pa | Rt | PAT | FG | 2Pt | Pts. |
|---|---|---|---|---|---|---|---|---|
| Greg Zuerlein | 0 | 0 | 0 | 0 | 34/35 | 24/30 | 0 | 106 |
| Lance Kendricks | 5 | 0 | 5 | 0 | 0/0 | 0/0 | 0 | 30 |
| Tre Mason | 5 | 4 | 1 | 0 | 0/0 | 0/0 | 0 | 30 |
| Benny Cunningham | 4 | 3 | 1 | 0 | 0/0 | 0/0 | 0 | 24 |
| Tavon Austin | 3 | 2 | 0 | 1 | 0/0 | 0/0 | 0 | 18 |
| Kenny Britt | 3 | 0 | 3 | 0 | 0/0 | 0/0 | 0 | 18 |
| Jared Cook | 3 | 0 | 3 | 0 | 0/0 | 0/0 | 0 | 18 |
| Brian Quick | 3 | 0 | 3 | 0 | 0/0 | 0/0 | 0 | 18 |
| Janoris Jenkins | 2 | 0 | 0 | 2 | 0/0 | 0/0 | 0 | 12 |
| Stedman Bailey | 2 | 0 | 1 | 1 | 0/0 | 0/0 | 0 | 12 |
| Cory Harkey | 1 | 0 | 1 | 0 | 0/0 | 0/0 | 1 | 8 |
| Chris Givens | 1 | 0 | 1 | 0 | 0/0 | 0/0 | 0 | 6 |
| Shaun Hill | 1 | 1 | 0 | 0 | 0/0 | 0/0 | 0 | 6 |
| Zac Stacy | 1 | 1 | 0 | 0 | 0/0 | 0/0 | 0 | 6 |
| Trumaine Johnson | 1 | 0 | 0 | 1 | 0/0 | 0/0 | 0 | 6 |
| Austin Pettis | 1 | 0 | 1 | 0 | 0/0 | 0/0 | 0 | 6 |
| **Rams** | **36** | **11** | **20** | **5** | **34/35** | **24/30** | **1** | **324** |
| **Opponents** | **40** | **12** | **18** | **10** | **39/39** | **25/29** | **0** | **354** |

**Two Point Conversions:** RAMS 1/1, Opponents: 0/1

**Sacks:** Quinn 10.5, Donald 9.0, Hayes 4, Laurinaitis 3.5, Sims 3.0, Barron 3.0, McDonald 2.0, Brockers 2.0, Long 1.0, Joyner 1.0,Langford 1.0
**Rams: 40.0, Opponents: 47.0**

**Usual Starters**

| | | | |
|---|---|---|---|
| WR | Kenny Britt (13) | LE | William Hayes (9) |
| LT | Greg Robinson (12) | LT | Aaron Donald (12) |
| LG | Rodger Saffold (13) | RT | Michael Brockers (16) |
| C | Scott Wells (16) | RE | Robert Quinn (16) |
| RG | Davin Joseph (13) | RLB | Jo-lonn Dunbar (10) |
| RT | Joe Barksdale (16) | MLB | James Laurinaitis (16) |
| TE | Cory Harkey (12) | LLB | Alec Ogletree (16) |
| TE | Lance Kendricks (15) | LCB | E.J. Gaines (15) |
| QB | Austin Davis (8) | RCB | Janoris Jenkins (13) |
| | Shaun Hill (8) | SS | T.J. McDonald (16) |
| WR | Tavon Austin (9) | FS | Rodney McLeod (16) |
| RB | Tre Mason (9) | | |

| Rushing | No. | Yards | Avg. | Long | TD |
|---|---|---|---|---|---|
| Tre Mason | 179 | 765 | 4.3 | 89t | 4 |
| Zac Stacy | 76 | 293 | 3.9 | 16 | 1 |
| Benny Cunningham | 66 | 246 | 3.7 | 20 | 3 |
| Tavon Austin | 36 | 224 | 6.2 | 19 | 2 |
| Austin Davis | 16 | 36 | 2.3 | 12 | 0 |
| Trey Watts | 7 | 30 | 4.3 | 9 | 0 |
| Kenny Britt | 2 | 14 | 7.0 | 12 | 0 |
| Stedman Bailey | 1 | 13 | 13.0 | 13 | 0 |
| Shaun Hill | 10 | 10 | 1.0 | 9 | 1 |
| Chris Givens | 1 | 4 | 4.0 | 4 | 0 |
| Jared Cook | 1 | 0 | 0.0 | 0 | 0 |
| **Rams** | **395** | **1,635** | **4.1** | **89t** | **11** |
| **Opponents** | **425** | **1,765** | **4.2** | **67t** | **12** |

| Receiving | No. | Yards | Avg. | Long | TD |
|---|---|---|---|---|---|
| Jared Cook | 52 | 634 | 12.2 | 59t | 3 |
| Kenny Britt | 48 | 748 | 15.6 | 63t | 3 |
| Benny Cunningham | 45 | 352 | 7.8 | 19 | 1 |
| Tavon Austin | 31 | 242 | 7.8 | 28 | 0 |
| Stedman Bailey | 30 | 435 | 14.5 | 38 | 1 |
| Lance Kendricks | 27 | 259 | 9.6 | 23t | 5 |
| Brian Quick | 25 | 375 | 15.0 | 51t | 3 |
| Zac Stacy | 18 | 152 | 8.4 | 17 | 0 |
| Tre Mason | 16 | 148 | 9.3 | 35t | 1 |
| Austin Pettis | 12 | 118 | 9.8 | 27 | 1 |
| Chris Givens | 11 | 159 | 14.5 | 47t | 1 |
| Cory Harkey | 8 | 55 | 6.9 | 21 | 1 |
| Trey Watts | 3 | 18 | 6.0 | 11 | 0 |
| Shaun Hill | 1 | 0 | 0.0 | 0 | 0 |
| **Rams** | **327** | **3,695** | **11.3** | **63t** | **20** |
| **Opponents** | **368** | **4,126** | **11.2** | **80t** | **18** |

| Interceptions | No. | Yards | Avg. | Long | TD |
|---|---|---|---|---|---|
| Trumaine Johnson | 3 | 69 | 23.0 | 43t | 1 |
| Janoris Jenkins | 2 | 124 | 62.0 | 99t | 2 |
| Alec Ogletree | 2 | 44 | 22.0 | 44 | 0 |
| Rodney McLeod | 2 | 1 | 0.5 | 1 | 0 |
| E.J. Gaines | 2 | 0 | 0.0 | 0 | 0 |
| T.J. McDonald | 1 | 20 | 20.0 | 20 | 0 |
| Marcus Roberson | 1 | 18 | 18.0 | 18 | 0 |
| **Rams** | **13** | **276** | **21.2** | **99t** | **3** |
| **Opponents** | **16** | **245** | **15.3** | **81t** | **5** |

| Punting | No. | Yards | Avg. | Net | TB | In20 | Long | BLK |
|---|---|---|---|---|---|---|---|---|
| Johnny Hekker | 80 | 3,721 | 46.5 | 42.3 | 5 | 33 | 61 | 1 |
| **Rams** | **81** | **3,721** | **45.9** | **42.3** | **5** | **33** | **61** | **1** |
| **Opponents** | **76** | **3,268** | **43.0** | **35.9** | **3** | **21** | **58** | **1** |

| Punt Returns | Ret. | FC | Yards | Avg. | Long | TD |
|---|---|---|---|---|---|---|
| Tavon Austin | 35 | 23 | 391 | 11.2 | 78t | 1 |
| Stedman Bailey | 1 | 0 | 90 | 90.0 | 90t | 1 |
| Austin Pettis | 1 | 0 | 1 | 1.0 | 1 | 0 |
| Trumaine Johnson | 0 | 1 | 0 | 0.0 | 0 | 0 |
| **Rams** | **37** | **24** | **482** | **13.0** | **90t** | **2** |
| **Opponents** | **28** | **27** | **192** | **6.9** | **42** | **0** |

| Kickoff Returns | No. | Yards | Avg. | Long | TD |
|---|---|---|---|---|---|
| Benny Cunningham | 35 | 963 | 27.5 | 75 | 0 |
| Chris Givens | 5 | 101 | 20.2 | 29 | 0 |
| Tavon Austin | 2 | 19 | 9.5 | 11 | 0 |
| Stedman Bailey | 1 | 9 | 9.0 | 9 | 0 |
| Tim Barnes | 1 | 7 | 7.0 | 37 | 0 |
| Chase Reynolds | 1 | 0 | 0.0 | 31 | 0 |
| **Rams** | **45** | **1099** | **24.4** | **75** | **0** |
| **Opponents** | **35** | **849** | **24.3** | **99t** | **1** |

| Field Goals | 1-19 | 20-29 | 30-39 | 40-49 | 50+ |
|---|---|---|---|---|---|
| Greg Zuerlein | 1/1 | 6/7 | 10/12 | 2/3 | 5/7 |
| **Rams** | **1/1** | **6/7** | **10/12** | **2/3** | **5/7** |
| **Opponents** | **0/0** | **8/10** | **4/4** | **8/8** | **5/7** |

**Greg Zuerlein** (36, 25, 38, 48) (29) ( ) (40) (32, 37) (42) (28, 42) (33, 28, 27,50N) (44N) (32) (29, 40) (43, 34) (44) (31, 35) (54, 25, 48) (36)

**Opponents** (30, 50N) (38) (19, 35N) (53N, 71N) (48, 34) (20, 35) (37, 31, 50G) ( ) ( ) ( ) ( ) ( ) (32, 43, 24) (50N, 25N) (45, 36B, 26N) (35, 32) (28, 35)

**Fumbles Lost:** Austin Davis 3, Benny Cunningham 2, Zac Stacy 2, Scott Wells 2, Shaun Hill 1, Tre Mason 1, **Total: 11**
**Opponent Fumble Recoveries:** James Laurinaitis 2, Rodney McLeod 2, Michael Brockers 1, Cody Davis 1, T.J. McDonald 1, Alex Bayer 1, E.J. Gaines 1, Eugene Sims 1, Chris Long 1, William Hayes 1 **Total: 12**

| Passing | Att. | Comp. | Yards | Comp% | Yards/Att. | TD | TD% | Int. | Int% | Long | Sack/Lost | Rating |
|---|---|---|---|---|---|---|---|---|---|---|---|---|
| Austin Davis | 284 | 180 | 2,001 | 63.4% | 7.0 | 12 | 4.2% | 9 | 3.2% | 59t | 29/179 | 85.1 |
| Shaun Hill | 229 | 145 | 1,657 | 63.3% | 7.2 | 8 | 3.5% | 7 | 3.1% | 63t | 18/116 | 83.9 |
| Johnny Hekker | 2 | 2 | 37 | 100% | 18.5 | 0 | 0.0% | 0 | 0.0% | 19 | 1/0 | 118.8 |
| **Rams** | **515** | **327** | **3,695** | **63.5%** | **7.2** | **20** | **3.9%** | **16** | **3.1%** | **63t** | **47/295** | **84.9** |
| **Opponents** | **540** | **368** | **4,126** | **68.1%** | **7.6** | **18** | **3.3%** | **13** | **2.4%** | **80t** | **40/265** | **91.8** |

# 2013 (7-9) 4th, NFC West - Jeff Fisher

| Date | W/L | Score | Opponent | Attend. |
|---|---|---|---|---|
| 9/8 | W | 27-24 | Arizona Cardinals | (55,279) |
| 9/15 | L | 24-31 | at Atlanta Falcons | (69,379) |
| 9/22 | L | 7-31 | at Dallas Cowboys | (74,634) |
| 9/26 | L | 11-35 | San Francisco 49ers | (56,626) |
| 10/6 | W | 34-20 | Jacksonville Jaguars | (54,230) |
| 10/13 | W | 38-13 | at Houston Texans | (71,747) |
| 10/20 | L | 15-30 | at Carolina Panthers | (72,716) |
| 10/28 | L | 9-14 | Seattle Seahawks | (55,966) |
| 11/3 | L | 21-28 | Tennessee Titans | (54,601) |
| 11/10 | W | 38-8 | at Indianapolis Colts | (66,087) |
| 11/24 | W | 42-21 | Chicago Bears | (66,001) |
| 12/1 | L | 13-23 | at San Francisco 49ers | (68,831) |
| 12/8 | L | 10-30 | at Arizona Cardinals | (60,643) |
| 12/15 | W | 27-16 | New Orleans Saints | (54,439) |
| 12/22 | W | 23-13 | Tampa Bay Buccaneers | (54,418) |
| 12/29 | L | 9-27 | at Seattle Seahawks | (68,265) |
| Total Attendance | | | | (1,007,862) |

| | Rams | OPP |
|---|---|---|
| **Total First Downs** | **282** | **337** |
| Rushing | 82 | 87 |
| Passing | 165 | 203 |
| Penalty | 19 | 23 |
| 3rd Down Efficiency | 73/212-34.4% | 78/201- 38.8% |
| 4th Down Efficiency | 6/18-33.3% | 9/16-56.3% |
| **Possession Avg.** | **29:05** | **30:55** |
| **Total Net Yards** | **4,877** | **5,520** |
| Avg. Per Game | 304.8 | 345.0 |
| Total Plays | 968 | 1014 |
| Avg. Per Play | 5.0 | 5.4 |
| **Net Yards Rushing** | **1,752** | **1,646** |
| Avg. Per Game | 109.5 | 102.9 |
| Total Rushes | 426 | 440 |
| **Net Yards Passing** | **3,125** | **3,874** |
| Avg. Per Game | 195.3 | 242.1 |
| Sacked/Yards Lost | 36/235 | 53/326 |
| Gross Yards | 3360 | 4200 |
| Attempts/Completions | 506/301 | 521/355 |
| Completion Pct. | 59.5% | 68.1% |
| Had Intercepted | 11 | 14 |
| **Punts/Average** | **78/46.3** | **74/48.6** |
| Net Avg. | 44.2 | 42.1 |
| **Penalties/Yards** | **123/1,009** | **105/978** |
| **Fumbles/Ball Lost** | **20/10** | **27/15** |
| **Touchdowns** | **38** | **44** |
| Rushing | 10 | 18 |
| Passing | 22 | 21 |
| Returns | 6 | 5 |

| Score By Periods | Q1 | Q2 | Q3 | Q4 | OT | T |
|---|---|---|---|---|---|---|
| **Rams** | 67 | 101 | 80 | 100 | 0 | 348 |
| Opponents | 79 | 100 | 85 | 100 | 0 | 364 |

| Scoring | TD | Ru | Pa | Rt | PAT | FG | 2Pt | Pts. |
|---|---|---|---|---|---|---|---|---|
| Greg Zuerlein | 0 | 0 | 0 | 0 | 34/34 | 26/28 | 0 | 112 |
| Zac Stacy | 8 | 7 | 1 | 0 | 0/0 | 0/0 | 0 | 48 |
| Tavon Austin | 6 | 1 | 4 | 1 | 0/0 | 0/0 | 0 | 36 |
| Jared Cook | 5 | 0 | 5 | 0 | 0/0 | 0/0 | 0 | 30 |
| Lance Kendricks | 4 | 0 | 4 | 0 | 0/0 | 0/0 | 0 | 24 |
| Austin Pettis | 4 | 0 | 4 | 0 | 0/0 | 0/0 | 0 | 24 |
| Cory Harkey | 2 | 0 | 2 | 0 | 0/0 | 0/0 | 0 | 12 |
| Brian Quick | 2 | 0 | 2 | 0 | 0/0 | 0/0 | 0 | 12 |
| Benny Cunningham | 1 | 1 | 0 | 0 | 0/0 | 0/0 | 0 | 6 |
| Stedman Bailey | 1 | 1 | 0 | 0 | 0/0 | 0/0 | 0 | 6 |
| Daren Bates | 1 | 0 | 0 | 1 | 0/0 | 0/0 | 0 | 6 |
| Matt Giordano | 1 | 0 | 0 | 1 | 0/0 | 0/0 | 0 | 6 |
| Chris Long | 1 | 0 | 0 | 1 | 0/0 | 0/0 | 0 | 6 |
| Alec Ogletree | 1 | 0 | 0 | 1 | 0/0 | 0/0 | 0 | 6 |
| Robert Quinn | 1 | 0 | 0 | 1 | 0/0 | 0/0 | 0 | 6 |
| **Rams** | **38** | **10** | **22** | **6** | **34/34** | **26/28** | **3** | **348** |
| **Opponents** | **44** | **18** | **21** | **5** | **42/42** | **18/26** | **1** | **364** |

**Two Point Conversions:** **Rams** 3/4, Opponents: 1/2

**Sacks:** Robert Quinn 19, Chris Long 8.5, Michael Brockers 5.5, William Hayes 5, Kendall Langford 5, James Laurinaitis 3.5, Eugene Sims 2, Alec Ogletree 1.5, Matt Conrath 1, Janoris Jenkins 1, T.J. McDonald 1
**Rams: 53.0, Opponents: 36.0**

**Usual Starters**

| | | | |
|---|---|---|---|
| WR | Chris Givens (14) | LE | Chris Long (16) |
| LT | Jake Long (15) | LT | Kendall Langford (16) |
| LG | Chris Williams (16) | RT | Michael Brockers (16) |
| C | Scott Wells (12) | RE | Robert Quinn (16) |
| RG | Rodger Saffold (9) | RLB | Jo-Lonn Dunbar (10) |
| RT | Joe Barksdale (13) | MLB | James Laurinaitis (16) |
| TE | Jared Cook (12) | LLB | Alex Ogletree (16) |
| TE | Lance Kendricks (13) | LCB | Cortland Finnegan (5) |
| QB | Kellen Clemens (9) | RCB | Janoris Jenkins (16) |
| WR | Austin Pettis (6) | SS | T.J. McDonald (10) |
| RB | Zac Stacy (12) | FS | Rodney McLeod (16) |

| Rushing | No. | Yards | Avg. | Long | TD |
|---|---|---|---|---|---|
| Zac Stacy | 250 | 973 | 3.9 | 40t | 7 |
| Benny Cunningham | 47 | 261 | 5.6 | 56 | 1 |
| Daryl Richardson | 69 | 215 | 3.1 | 14 | 0 |
| Tavon Austin | 9 | 151 | 16.8 | 65t | 1 |
| Kellen Clemens | 23 | 64 | 2.8 | 16 | 0 |
| Stedman Bailey | 2 | 33 | 16.5 | 27t | 1 |
| Sam Bradford | 15 | 31 | 2.1 | 23 | 0 |
| Isaiah Pead | 7 | 21 | 3.0 | 11 | 0 |
| **Rams** | **426** | **1,752** | **4.1** | **65t** | **10** |
| **Opponents** | **440** | **1,646** | **3.7** | **41** | **18** |

| Receiving | No. | Yards | Avg. | Long | TD |
|---|---|---|---|---|---|
| Jared Cook | 51 | 671 | 13.2 | 47 | 5 |
| Tavon Austin | 40 | 418 | 10.5 | 81t | 4 |
| Austin Pettis | 38 | 399 | 10.5 | 31t | 4 |
| Chris Givens | 34 | 569 | 16.7 | 47 | 0 |
| Lance Kendricks | 32 | 258 | 8.1 | 21 | 4 |
| Zac Stacy | 26 | 141 | 5.4 | 25 | 1 |
| Brian Quick | 18 | 302 | 16.8 | 73 | 2 |
| Stedman Bailey | 17 | 226 | 13.3 | 28 | 0 |
| Daryl Richardson | 14 | 121 | 8.6 | 19 | 0 |
| Cory Harkey | 13 | 113 | 8.7 | 31t | 2 |
| Isaiah Pead | 11 | 78 | 7.1 | 14 | 0 |
| Benny Cunningham | 6 | 59 | 9.8 | 18 | 0 |
| Mike McNeill | 1 | 5 | 5.0 | 5 | 0 |
| **Rams** | **332** | **3,783** | **11.4** | **80t** | **22** |
| **Opponents** | **362** | **3,927** | **10.8** | **68t** | **16** |

| Interceptions | No. | Yards | Avg. | Long | TD |
|---|---|---|---|---|---|
| Trumaine Johnson | 3 | 36 | 12.0 | 29 | 0 |
| James Laurinaitis | 2 | 9 | 4.5 | 9 | 0 |
| Rodney McLeod | 2 | 2 | 1.0 | 2 | 0 |
| Alec Ogletree | 1 | 98 | 98.0 | 98t | 1 |
| Matt Giordano | 1 | 82 | 82.0 | 82t | 1 |
| Will Witherspoon | 1 | 20 | 20.0 | 20 | 0 |
| William Hayes | 1 | 5 | 5.0 | 5 | 0 |
| Janoris Jenkins | 1 | 5 | 5.0 | 5 | 0 |
| Cortland Finnegan | 1 | 1 | 1.0 | 1 | 0 |
| T.J. McDonald | 1 | -2 | -2.0 | -2 | 0 |
| **Rams** | **14** | **256** | **18.3** | **98t** | **2** |
| **Opponents** | **11** | **230** | **20.9** | **68t** | **5** |

| Punting | No | Yards | Avg. | Net | TB | In20 | Long | BLK |
|---|---|---|---|---|---|---|---|---|
| Johnny Hekker | 78 | 3,609 | 46.3 | 44.2 | 4 | 19 | 64 | 0 |
| **Rams** | **78** | **3,609** | **46.3** | **44.2** | **4** | **19** | **64** | **0** |
| **Opponents** | **74** | **3,597** | **48.6** | **42.1** | **5** | **27** | **68** | **0** |

| Punt Returns | Ret. | FC | Yards | Avg. | Long | TD |
|---|---|---|---|---|---|---|
| Tavon Austin | 33 | 11 | 280 | 8.5 | 98t | 1 |
| Justin Veltung | 7 | 0 | 61 | 8.7 | 15 | 0 |
| Austin Pettis | 2 | 0 | 37 | 18.5 | 32 | 0 |
| Chase Reynolds | 1 | 0 | 0 | 0.0 | 0 | 0 |
| **Rams** | **43** | **11** | **378** | **8.8** | **98t** | **1** |
| **Opponents** | **30** | **23** | **79** | **2.6** | **17** | **0** |

| Kickoff Returns | No. | Yards | Avg. | Long | TD |
|---|---|---|---|---|---|
| Tavon Austin | 18 | 398 | 22.1 | 32 | 0 |
| Benny Cunningham | 13 | 299 | 23.0 | 32 | 0 |
| Isaiah Pead | 5 | 138 | 27.6 | 31 | 0 |
| **Rams** | **37** | **835** | **22.6** | **32** | **0** |
| **Opponents** | **25** | **544** | **21.8** | **39** | **0** |

| Field Goals | 1-19 | 20-29 | 30-39 | 40-49 | 50+ |
|---|---|---|---|---|---|
| Greg Zuerlein | 0/ 0 | 7/ 7 | 10/10 | 8/ 9 | 1/2 |
| **Rams** | **0/ 0** | **7/ 7** | **10/10** | **8/ 9** | **1/2** |
| **Opponents** | **1/ 1** | **3/ 5** | **10/12** | **3/ 3** | **1/5** |

**Greg Zuerlein** (36, 25, 38, 48) (29) ( ) (40) (32, 37) (42) (28, 42) (33, 28, 27, 50N) (44N) (32) (29, 40) (43,34) (44)( 31, 35) (54, 25, 48) (36)

**Opponents** (30, 50N) (38) (19, 35N) (53N, 71N) (48, 34) (20, 35) (37, 31, 50) ( ) ( ) ( ) ( ) (32, 43, 24) (50N, 25N) (45, 36B, 26N) (35, 32) (28, 35)

**Fumbles Lost:** Kellen Clemens 4, Tavon Austin 1, Sam Bradford 1, Benny Cunningham 1, Jared Cook 1, Chris Givens 1, Zac Stacy 1 **Total: 10**

**Opponent Fumble Recoveries:** William Hayes 3, Chris Long 2, Robert Quinn 2, James Laurinaitis 2, Rodney McLeod 2, Janoris Jenkins 1, Trumaine Johnson 1, Darian Stewart 1, Ray-Ray Armstrong 1 **Total: 15**

| Passing | Att. | Comp. | Yards | Comp% | Yards/Att. | TD | TD% | Int. | Int% | Long | Sack/Lost | Rating |
|---|---|---|---|---|---|---|---|---|---|---|---|---|
| Sam Bradford | 262 | 159 | 1,687 | 60.7% | 6.4 | 14 | 5.3% | 4 | 1.5% | 73 | 15/97 | 90.9 |
| Kellen Clemens | 242 | 142 | 1,673 | 58.7% | 6.9 | 8 | 3.3% | 7 | 2.9% | 81t | 21/138 | 78.8 |
| **RAMS** | **506** | **301** | **3,360** | **59.6%** | **6.6** | **22** | **3.9%** | **11** | **2.2%** | **81t** | **36/235** | **84.8** |
| **Opponents** | **521** | **355** | **4,200** | **66.2%** | **8.1** | **21** | **2.9%** | **14** | **2.7%** | **81t** | **53/326** | **94.7** |

# 2012 (7-8-1) 3rd, NFC West - Jeff Fisher

| Date | W/L | Score | Opponent | Attend. |
|---|---|---|---|---|
| 9/9 | L | 23-27 | at Detroit Lions | (62,365) |
| 9/16 | W | 31-28 | Washington Redskins | (53,974) |
| 9/23 | L | 6-23 | at Chicago Bears | (62,227) |
| 9/30 | W | 19-13 | Seattle Seahawks | (53,891) |
| 10/4 | W | 17-3 | Arizona Cardinals | (54,653) |
| 10/14 | L | 14-17 | at Miami Dolphins | (59,864) |
| 10/21 | L | 20-30 | Green Bay Packers | (64,317) |
| 10/28 | L | 7-45 | New England Patriots* | (84,582) |
| 11/11 | T | 24-24 | at San Francisco 49ers | (68,863) |
| 11/18 | L | 13-27 | New York Jets | (57,712) |
| 11/25 | W | 31-17 | at Arizona Cardinals | (60,062) |
| 12/2 | W | 16-13 | San Francisco 49ers | (57,269) |
| 12/9 | W | 15-12 | at Buffalo Bills | (67,859) |
| 12/16 | L | 22-36 | Minnesota Vikings | (55,764) |
| 12/23 | W | 28-13 | at Tampa Bay Buccaneers | (54,266) |
| 12/30 | L | 13-20 | at Seattle Seahawks | (67,936) |
| Total Attendance | | | | (985,604) |

* Denotes International Series at Wembley Stadium in London

| | Rams | OPP |
|---|---|---|
| **Total First Downs** | **287** | **327** |
| Rushing | 79 | 107 |
| Passing | 189 | 197 |
| Penalty | 19 | 23 |
| 3rd Down Efficiency | 67/209-32.1% | 80/213- 37.6% |
| 4th Down Efficiency | 13/24-54.2% | 6/16-37.5% |
| **Possession Avg.** | **28:54** | **31:06** |
| **Total Net Yards** | **5,264** | **5,482** |
| Avg. Per Game | 329.0 | 342.6 |
| Total Plays | 1,002 | 1,041 |
| Avg. Per Play | 5.3 | 5.3 |
| **Net Yards Rushing** | **1,714** | **1,880** |
| Avg. Per Game | 107.1 | 117.5 |
| Total Rushes | 410 | 442 |
| **Net Yards Passing** | **3,550** | **3,602** |
| Avg. Per Game | 221.9 | 225.1 |
| Sacked/Yards Lost | 35/233 | 52/325 |
| Gross Yards | 3,783 | 3,927 |
| Attempts/Completions | 557/332 | 547/362 |
| Completion Pct. | 59.6% | 66.2% |
| Had Intercepted | 14 | 17 |
| **Punts/Average** | **82/45.8** | **73/44.3** |
| Net Avg. | 39.9 | 39.0 |
| **Penalties/Yards** | **130/978** | **90/758** |
| **Fumbles/Ball Lost** | **24/8** | **17/4** |
| **Touchdowns** | **32** | **37** |
| Rushing | 5 | 18 |
| Passing | 22 | 16 |
| Returns | 5 | 3 |

| Score By Periods | Q1 | Q2 | Q3 | Q4 | OT | T |
|---|---|---|---|---|---|---|
| **Rams** | 53 | 84 | 56 | 103 | 3 | 299 |
| Opponents | 74 | 114 | 63 | 97 | 0 | 348 |

| Scoring | TD | Ru | Pa | Rt | PAT | FG | 2Pt | Pts. |
|---|---|---|---|---|---|---|---|---|
| Greg Zuerlein | 0 | 0 | 0 | 0 | 26/26 | 23/31 | 0 | 95 |
| Brandon Gibson | 5 | 0 | 5 | 0 | 0/0 | 0/0 | 0 | 30 |
| Steven Jackson | 4 | 4 | 0 | 0 | 0/0 | 0/0 | 1 | 26 |
| Lance Kendricks | 4 | 0 | 4 | 0 | 0/0 | 0/0 | 1 | 26 |
| Austin Pettis | 4 | 0 | 4 | 0 | 0/0 | 0/0 | 0 | 24 |
| Janoris Jenkins | 4 | 0 | 0 | 4 | 0/0 | 0/0 | 0 | 24 |
| Danny Amendola | 3 | 0 | 3 | 0 | 0/0 | 0/0 | 1 | 20 |
| Chris Givens | 3 | 0 | 3 | 0 | 0/0 | 0/0 | 1 | 20 |
| Brian Quick | 2 | 0 | 2 | 0 | 0/0 | 0/0 | 0 | 12 |
| Cortland Finnegan | 1 | 0 | 0 | 1 | 0/0 | 0/0 | 0 | 6 |
| Matthew Mulligan | 1 | 0 | 1 | 0 | 0/0 | 0/0 | 0 | 6 |
| Sam Bradford | 1 | 1 | 0 | 0 | 0/0 | 0/0 | 0 | 6 |
| Daryl Richardson | 0 | 0 | 0 | 0 | 0/0 | 0/0 | 1 | 2 |
| **Rams** | **32** | **5** | **22** | **5** | **26/26** | **23/31** | **5** | **299** |
| **Opponents** | **37** | **18** | **16** | **3** | **36/36** | **30/37** | **0** | **348** |

**Two Point Conversions:** RAMS 5/6, Opponents: 0/1

**Sacks:** C.Long 11.5, R.Quinn 10.5, W.Hayes 7.0, J.Dunbar 4.5, M.Brockers 4.0, Q.Mikell 3.0, E.Sims 3.0, K.Langford 2.0, M.Haggan 1.0, C.Finnegan 1.0, J.Cudjo 1.0, R.McIntosh 1.0, B.Fletcher 1.0, J.Laurinaitis 0.5
**Rams: 51.0, Opponents: 35.0**

**Usual Starters**

| | | | |
|---|---|---|---|
| WR | Brandon Gibson (13) | LE | Chris Long (16) |
| LT | Rodger Saffold (10) | LT | Kendall Langford (15) |
| LG | Robert Turner (16) | RT | Michael Brockers (12) |
| C | Scott Wells (7) | RE | Robert Quinn (14) |
| RG | Harvey Dahl (14) | WLB | Jo-Lonn Dunbar (16) |
| RT | Barry Richardson (16) | MLB | James Laurinaitis (16) |
| TE | Lance Kendricks (14) | SLB | Rocky McIntosh (9) |
| WR | Danny Amendola (9) | LCB | Cortland Finnegan (15) |
| QB | Sam Bradford (16) | RCB | Janoris Jenkins (14) |
| WR | Chris Givens (12) | SS | Craig Dahl (16) |
| RB | Steven Jackson (16) | FS | Quintin Mikell (16) |

| Rushing | No. | Yards | Avg. | Long | TD |
|---|---|---|---|---|---|
| Steven Jackson | 257 | 1,042 | 4.1 | 46 | 4 |
| Daryl Richardson | 98 | 475 | 4.8 | 53 | 0 |
| Sam Bradford | 37 | 127 | 3.4 | 21 | 1 |
| Isaiah Pead | 10 | 54 | 5.4 | 19 | 0 |
| Chris Givens | 3 | 12 | 4.0 | 14 | 0 |
| Danny Amendola | 2 | 8 | 4.0 | 6 | 0 |
| Kellen Clemens | 2 | 5 | 2.5 | 5 | 0 |
| Johnny Hekker | 1 | -9 | -9.0 | -9 | 0 |
| **Rams** | **410** | **1,714** | **4.2** | **53** | **5** |
| **Opponents** | **442** | **1,880** | **4.3** | **82t** | **18** |

| Receiving | No. | Yards | Avg. | Long | TD |
|---|---|---|---|---|---|
| Danny Amendola | 63 | 666 | 10.6 | 56 | 3 |
| Brandon Gibson | 51 | 691 | 13.5 | 34t | 5 |
| Chris Givens | 42 | 698 | 16.6 | 65 | 3 |
| Lance Kendricks | 42 | 519 | 12.4 | 80t | 4 |
| Stevene Jackson | 38 | 321 | 8.4 | 22 | 0 |
| Austin Pettis | 30 | 261 | 8.7 | 36 | 4 |
| Daryl Richardson | 24 | 163 | 6.8 | 26 | 0 |
| Shelley Smith | 14 | 131 | 9.4 | 25 | 0 |
| Brian Quick | 11 | 156 | 14.2 | 39 | 2 |
| Matthew Mulligan | 8 | 84 | 10.5 | 18 | 1 |
| Mike McNeill | 4 | 31 | 7.8 | 10 | 0 |
| Isaiah Pead | 3 | 16 | 5.3 | 9 | 0 |
| Rodney McLeod | 1 | 21 | 21.0 | 21 | 0 |
| Cory Harkey | 1 | 21 | 21.0 | 21 | 0 |
| Robert Turner | 0 | 4 | 0.0 | 4 | 0 |
| Brit Miller | 0 | 0 | 0.0 | 0 | 0 |
| **Rams** | **332** | **3,783** | **11.4** | **80t** | **22** |
| **Opponents** | **362** | **3,927** | **10.8** | **68t** | **16** |

| Interceptions | No. | Yards | Avg. | Long | TD |
|---|---|---|---|---|---|
| Janoris Jenkins | 4 | 150 | 37.5 | 41t | 3 |
| Cortland Finnegan | 3 | 68 | 22.7 | 32 | 1 |
| Jo-Lonn Dunbar | 2 | 63 | 31.5 | 42 | 0 |
| Jame Laurinaitis | 2 | 18 | 9.0 | 18 | 0 |
| Trumaine Johnson | 2 | 4 | 2.0 | 4 | 0 |
| Craig Dahl | 1 | 38 | 38.0 | 38 | 0 |
| Rocky McIntosh | 1 | 34 | 34.0 | 34 | 0 |
| Eugene Sims | 1 | 5 | 5.0 | 5 | 0 |
| Bradley Fletcher | 1 | 2 | 2.0 | 2 | 0 |
| **Rams** | **17** | **382** | **22.5** | **42** | **4** |
| **Opponents** | **14** | **182** | **13.0** | **45t** | **2** |

| Punting | No. | Yards | Avg. | Net | TB | In20 | Long | BLK |
|---|---|---|---|---|---|---|---|---|
| Johnny Hekker | 82 | 3,756 | 45.8 | 39.9 | 4 | 22 | 68 | 0 |
| **Rams** | **82** | **3,756** | **45.8** | **39.9** | **4** | **22** | **68** | **0** |
| **Opponents** | **72** | **3,231** | **44.3** | **39.5** | **5** | **32** | **63** | **1** |

| Punt Returns | Ret | FC | Yards | Avg. | Long | TD |
|---|---|---|---|---|---|---|
| Danny Amendola | 17 | 10 | 122 | 7.2 | 22 | 0 |
| Austin Pettis | 11 | 9 | 77 | 7.0 | 23 | 0 |
| Janoris Jenkins | 9 | 1 | 46 | 5.1 | 14 | 0 |
| **Rams** | **37** | **20** | **245** | **6.6** | **23** | **0** |
| **Opponents** | **41** | **12** | **402** | **9.8** | **26** | **0** |

| Kickoff Returns | No. | Yards | Avg. | Long | TD |
|---|---|---|---|---|---|
| Chris Givens | 23 | 539 | 23.4 | 48 | 0 |
| Isaiah Pead | 10 | 212 | 21.2 | 32 | 0 |
| Danny Amendola | 2 | 16 | 8.0 | 12 | 0 |
| Brit Miller | 1 | 13 | 13.0 | 13 | 0 |
| Austin Pettis | 1 | 13 | 13.0 | 13 | 0 |
| Craig Dahl | 1 | 6 | 6.0 | 6 | 0 |
| **Rams** | **38** | **799** | **21.0** | **48** | **0** |
| **Opponents** | **30** | **730** | **24.3** | **69** | **0** |

| Field Goals | 1-19 | 20-29 | 30-39 | 40-49 | 50+ |
|---|---|---|---|---|---|
| Greg Zuerlein | 1/1 | 4/4 | 4/6 | 7/7 | 7/13 |
| **Rams** | **1/1** | **4/4** | **4/6** | **7/7** | **7/13** |
| **Opponents** | **0/0** | **5/6** | **9/9** | **10/13** | **6/9** |

**Greg Zuerlein** (48, 29, 46) (39, 33, 42) (56, 46) (58, 48, 60, 24) (53) (48, 32, 52N, 37N, 66N) (50, 43) ( ) (27, 58N) ( ) (35N, 19) (58N, 53, 54) ( ) (57N) ( ) (51N, 39, 25)

**Opponents** (41, 45) (62N) (54, 22, 37) (31, 30) (35, 40N) (42) (47, 58N, 23, 48) (26) (33, 41N) (51, 26N, 51, 44N) (32) (23, 33, 51N) (35, 40) (50, 38, 42, 53, 51) (29, 49) (43, 49)

**Fumbles Lost:** D.Amendola 2, D.Richardson 2, I.Pead 1, B.Miller 1, S.Bradford 1, S.Wells 1 **Total: 8**
**Opponent Fumble Recoveries:** R.Turner 1, W.Hayes 1, J.Laurinaitis 1, J.Jenkins 1 **Total: 4**

| Passing | Att. | Comp. | Yards | Comp% | Yards/Att. | TD | TD% | Int. | Int% | Long | Sack/Lost | Rating |
|---|---|---|---|---|---|---|---|---|---|---|---|---|
| Sam Bradford | 551 | 328 | 3,702 | 59.5% | 6.7 | 21 | 3.8% | 13 | 2.4% | 80t | 35/233 | 82.5 |
| Johnny Hekker | 3 | 3 | 42 | 100.0% | 14.0 | 1 | 33.3% | 0 | 0.0% | 21 | 0/0 | 158.3 |
| Kellen Clemens | 3 | 1 | 39 | 33.3% | 13.0 | 0 | 0.0% | 1 | 33.3% | 39 | 0/0 | 42.4 |
| **Rams** | **557** | **332** | **3,783** | **59.6%** | **6.8** | **22** | **3.9%** | **14** | **2.5%** | **80t** | **35/233** | **82.8** |
| **Opponents** | **547** | **362** | **3,927** | **66.2%** | **7.2** | **16** | **2.9%** | **17** | **3.1%** | **68t** | **52/325** | **84.0** |

# 2011 (2-14) 4th, NFC West - Steve Spagnuolo

| Date | W/L | Score | Opponent | Attend. |
|---|---|---|---|---|
| 9/11 | L | 13-31 | Philadelphia | (56,722) |
| 9/19 | L | 16-28 | at New York Giants | (78,290) |
| 9/25 | L | 7-37 | Baltimore | (56,289) |
| 10/02 | L | 10-17 | Washington | (56,113) |
| 10/16 | L | 3-24 | at Green Bay | (70,604) |
| 10/23 | L | 7-34 | at Dallas | (80,086) |
| 10/30 | W | 31-21 | New Orleans | (57,179) |
| 11/06 | L | 13-19 OT | at Arizona | (60,628) |
| 11/13 | W | 13-12 | at Cleveland | (64,900) |
| 11/20 | L | 7-24 | Seattle | (56,400) |
| 11/27 | L | 20-23 | Arizona | (56,029) |
| 12/04 | L | 0-26 | at San Francisco | (69,732) |
| 12/12 | L | 13-30 | at Seattle | (66,577) |
| 12/18 | L | 13-20 | Cincinnati | (56,431) |
| 12/24 | L | 0-27 | at Pittsburgh | (60,081) |
| 1/01/2012 | L | 27-34 | San Francisco | (55,990) |
| Total Attendance | | | | (1,002,051) |

| | Rams | OPP |
|---|---|---|
| **Total First Downs** | **267** | **313** |
| Rushing | 79 | 122 |
| Passing | 159 | 166 |
| Penalty | 29 | 25 |
| 3rd Down Efficiency | 64/228-28.1% | 83/216-38.4% |
| 4th Down Efficiency | 8/23-34.8% | 5/8-62.5% |
| **Possession Avg.** | **28:07** | **31:53** |
| **Total Net Yards** | **4,537** | **5,734** |
| Avg. Per Game | 283.6 | 358.4 |
| Total Plays | 1013 | 1,033 |
| Avg. Per Play | 4.5 | 5.6 |
| **Net Yards Rushing** | **1,667** | **2,427** |
| Avg. Per Game | 104.2 | 151.7 |
| Total Rushes | 409 | 509 |
| **Net Yards Passing** | **2,870** | **3,307** |
| Avg. Per Game | 179.4 | 206.7 |
| Sacked/Yards Lost | 55/388 | 39/261 |
| Gross Yards | 3,258 | 3,568 |
| Attempts/Completions | 549/292 | 485/294 |
| Completion Pct. | 53.2% | 60.6% |
| Had Intercepted | 10 | 12 |
| **Punts/Average** | **106/43.9** | **81/44.9** |
| Net Avg. | 37.0 | 39.2 |
| **Penalties/Yards** | **112/899** | **111/951** |
| **Fumbles/Ball Lost** | **27/13** | **24/6** |
| **Touchdowns** | **18** | **45** |
| Rushing | 7 | 17 |
| Passing | 9 | 21 |
| Returns | 2 | 7 |

| Score by Periods | 1 | 2 | 3 | 4 | OT | T |
|---|---|---|---|---|---|---|
| **Rams** | 37 | 58 | 37 | 61 | 0 | 193 |
| Opponents | 94 | 103 | 100 | 104 | 6 | 407 |

| Scoring | TD | Ru | Pa | Rt | PAT | FG | S | Pts. |
|---|---|---|---|---|---|---|---|---|
| Josh Brown | 0 | 0 | 0 | 0 | 18/18 | 21/28 | 0 | 81 |
| Steven Jackson | 6 | 5 | 1 | 0 | 0/0 | 0/0 | 0 | 36 |
| Brandon Lloyd | 5 | 0 | 5 | 0 | 0/0 | 0/0 | 0 | 30 |
| Danario Alexander | 2 | 0 | 2 | 0 | 0/0 | 0/0 | 0 | 12 |
| Cadillac Williams | 1 | 1 | 0 | 0 | 0/0 | 0/0 | 0 | 6 |
| Kellen Clemens | 1 | 1 | 0 | 0 | 0/0 | 0/0 | 0 | 6 |
| Nick Miller | 1 | 0 | 0 | 1 | 0/0 | 0/0 | 0 | 6 |
| Brandon Gibson | 1 | 0 | 1 | 0 | 0/0 | 0/0 | 0 | 6 |
| Darian Stewart | 1 | 0 | 0 | 1 | 0/0 | 0/0 | 0 | 6 |
| James Hall | 0 | 0 | 0 | 0 | 0/0 | 0/0 | 1 | 2 |
| **Rams** | **18** | **7** | **9** | **2** | **18/18** | **21/28** | **1** | **193** |
| **Opponents** | **45** | **17** | **21** | **7** | **44/44** | **31/37** | **0** | **407** |

**Two Point Conversions:** RAMS 0/0, Opponents 0/0

**Sacks:** Chris Long 13, James Hall 6, Robert Quinn 5, Gary Gibson 3, James Laurinaitis 3, Darian Stewart 3, Chris Chamberlain 2, C.J. Ah You 1, Justin King 1, Quintin Mikell 1, Fred Robbins 1,
**Rams: 39.0 Opponents: 55.0**

**Usual Starters**

| | | | |
|---|---|---|---|
| WR | Brandon Lloyd (11) | LE | Chris Long (16) |
| LT | Rodger Saffold (9) | LT | Fred Robbins (15) |
| LG | Jacob Bell (12) | RT | Justin Bannan (14) |
| C | Tony Wragge (8) | RE | James Hall (15) |
| RG | Harvey Dahl (10) | WLB | Chris Chamberlain (12) |
| RT | Jason Smith (6) | MLB | James Laurinaitis (16) |
| TE | Billy Bajema (10) | SLB | Brady Poppinga (12) |
| WR | Brandon Gibson (9) | LCB | Justin King (10) |
| QB | Sam Bradford (10) | RCB | Josh Gordy (6) |
| FB | Brit Miller (2) | SS | Darian Stewart (10) |
| RB | Steven Jackson (15) | FS | Quintin Mikell (16) |

| Rushing | No. | Yards | Avg. | Long | TD |
|---|---|---|---|---|---|
| Steven Jackson | 260 | 1,145 | 4.4 | 47t | 5 |
| Cadillac Williams | 87 | 361 | 4.1 | 23 | 1 |
| Jerious Norwood | 24 | 61 | 2.5 | 10 | 0 |
| Kellen Clemens | 6 | 37 | 6.2 | 18t | 1 |
| Sam Bradford | 18 | 26 | 1.4 | 17 | 0 |
| Brandon Gibson | 2 | 16 | 8.0 | 11 | 0 |
| Brit Miller | 5 | 14 | 2.8 | 12 | 0 |
| Donnie Jones | 1 | 9 | 9.0 | 9 | 0 |
| Greg Salas | 1 | 8 | 8.0 | 8 | 0 |
| A.J. Feeley | 3 | 4 | 1.3 | 6 | 0 |
| Austin Pettis | 1 | -6 | -6.0 | -6 | 0 |
| Lance Kendricks | 1 | -8 | -8.0 | -8 | 0 |
| **Rams** | **409** | **1,667** | **4.1** | **47t** | **7** |
| **Opponents** | **509** | **2,427** | **4.8** | **91t** | **17** |

| Receiving | No. | Yards | Avg. | Long | TD |
|---|---|---|---|---|---|
| Brandon Lloyd | 51 | 683 | 13.4 | 37 | 5 |
| Steven Jackson | 42 | 333 | 7.9 | 50 | 1 |
| Brandon Gibson | 36 | 431 | 12.0 | 34t | 1 |
| Lance Kendricks | 28 | 352 | 12.6 | 45 | 0 |
| Greg Salas | 27 | 264 | 9.8 | 21 | 0 |
| Austin Pettis | 27 | 256 | 9.5 | 35 | 0 |
| Danario Alexander | 26 | 431 | 16.6 | 68 | 2 |
| Cadillac Williams | 14 | 93 | 6.6 | 16 | 0 |
| Mike Sims-Walker | 11 | 139 | 12.6 | 33 | 0 |
| Billy Bajema | 9 | 71 | 7.9 | 19 | 0 |
| Michael Hoomanawanui | 7 | 83 | 11.9 | 27 | 0 |
| Danny Amendola | 5 | 45 | 9.0 | 18 | 0 |
| Brit Miller | 3 | 41 | 13.7 | 20 | 0 |
| Mark Clayton | 3 | 26 | 8.7 | 12 | 0 |
| Stephen Spach | 2 | 2 | 1.0 | 3 | 0 |
| Nick Miller | 1 | 8 | 8.0 | 8 | 0 |
| **Rams** | **292** | **3,258** | **11.2** | **68** | **9** |
| **Opponents** | **294** | **3,568** | **12.1** | **93t** | **21** |

| Interceptions | No. | Yards | Avg. | Long | TD |
|---|---|---|---|---|---|
| Josh Gordy | 3 | 37 | 12.3 | 30 | 0 |
| James Laurinaitis | 2 | 15 | 7.5 | 15 | 0 |
| Quintin Mikell | 2 | 11 | 5.5 | 11 | 0 |
| Justin King | 1 | 51 | 51.0 | 51 | 0 |
| Darian Stewart | 1 | 27 | 27.0 | 27t | 1 |
| Rod Hood | 1 | 27 | 27.0 | 27 | 0 |
| Chris Chamberlain | 1 | 4 | 4.0 | 4 | 0 |
| Craig Dahl | 1 | -3 | -3.0 | -3 | 0 |
| **Rams** | **12** | **169** | **14.1** | **51** | **1** |
| **Opponents** | **10** | **40** | **4.0** | **13** | **0** |

| Punting | No. | Yards | Avg. | Net | TB | In20 | Long | Blk. |
|---|---|---|---|---|---|---|---|---|
| Donnie Jones | 105 | 4,652 | 44.3 | 37.0 | 9 | 29 | 65 | 1 |
| **Rams** | **105** | **4,652** | **43.9** | **37.0** | **9** | **29** | **65** | **1** |
| **Opponents** | **80** | **3,636** | **44.9** | **39.2** | **8** | **29** | **71** | **1** |

| Punt Returns | No. | FC | Yards | Avg. | Long | TD |
|---|---|---|---|---|---|---|
| Austin Pettis | 15 | 10 | 139 | 9.3 | 39 | 0 |
| Nick Miller | 8 | 10 | 128 | 16.0 | 88t | 1 |
| Greg Salas | 2 | 3 | 29 | 14.5 | 29 | 0 |
| Quinn Porter | 1 | 1 | 1 | 1.0 | 1 | 0 |
| Danny Amendola | 1 | 0 | 0 | 0.0 | 0 | 0 |
| Mark Clayton | 0 | 1 | 0 | 0.0 | 0 | 0 |
| **Rams** | **27** | **25** | **297** | **11.0** | **88t** | **1** |
| **Opponents** | **45** | **28** | **552** | **12.3** | **99t** | **2** |

| Kickoff Returns | No. | Yards | Avg. | Long | TD |
|---|---|---|---|---|---|
| Quinn Porter | 25 | 554 | 22.2 | 32 | 0 |
| Jerious Norwood | 24 | 356 | 25.5 | 47 | 0 |
| Austin Pettis | 3 | 75 | 20.7 | 24 | 0 |
| Nick Miller | 2 | 43 | 21.5 | 23 | 0 |
| Eugene Sims | 1 | 10 | 10.0 | 10 | 0 |
| **Rams** | **55** | **1,280** | **23.3** | **47** | **0** |
| **Opponents** | **36** | **902** | **25.1** | **54** | **0** |

| Field Goals | 1-19 | 20-29 | 30-39 | 40-49 | 50+ |
|---|---|---|---|---|---|
| Josh Brown | 0/0 | 7/7 | 6/7 | 8/12 | 0/2 |
| **Rams** | **0/0** | **7/7** | **6/7** | **8/12** | **0/2** |
| **Opponents** | **2/2** | **9/10** | **12/13** | **7/9** | **1/3** |

**Josh Brown** (49, 47N, 23) (21, 25, 27) (32) (47N, 36) (38) (48, 37, 41, 42B) (29, 34) (35, 48, 50N) (46, 29) (45N, 26, 43) (52N, 33N) (49, 48)

**Opponents** (34) (51N, 51N, 21, 31, 38) (38) (32) (30, 51) (49N) (27, 38) (44,32, 43, 27, 22N) (19) (29, 37, 22) (36, 19, 28, 34) (42, 23, 38N, 48) (21, 41) (21, 49) (48N, 36, 42)

**Fumbles/Lost:** Sam Bradford 10/7, A.J. Feeley 3/2, Greg Salas 3/1, Kellen Clemens 2/0, Steven Jackson 2/1, Austin Pettis 2/0, Danny Amendola 1/0, Lance Kendricks 1/1, Brandon Lloyd (LG) 1/0, Quinn Porter (TM) 1/0, Quinn Porter (LG) 1/0, Cadillac Williams 1/1, Tony Wragge 1/0
**Total: 6**

| Passing | Att. | Comp. | Yards | Pct. | Yards/Att. | TD | TD% | Int. | Int% | Long | Sack/Lost | Rating |
|---|---|---|---|---|---|---|---|---|---|---|---|---|
| Sam Bradford | 357 | 191 | 2,164 | 53.5% | 6.1 | 6 | 1.7% | 6 | 1.7% | 68 | 36/248 | 70.5 |
| A.J. Feeley | 97 | 53 | 548 | 54.6% | 5.6 | 1 | 1.0% | 2 | 2.1% | 34 | 10/72 | 66.0 |
| Kellen Clemens | 91 | 48 | 546 | 52.7% | 6.0 | 2 | 2.2% | 1 | 1.1% | 36t | 9/68 | 73.8 |
| Tom Brandstater | 2 | 0 | 0 | 0.0% | 0.0 | 0 | 0.0% | 0 | 0.0% | 0 | 0/0 | 39.6 |
| Jerious Norwood | 1 | 0 | 0 | 0.0% | 0.0 | 0 | 0.0% | 1 | 100.0% | 0 | 0/0 | 0.0 |
| Brandon Lloyd | 1 | 0 | 0 | 0.0% | 0.0 | 0 | 0.0% | 0 | 0.0% | 0 | 0/0 | 39.6 |
| **Rams** | **549** | **292** | **3,258** | **53.2%** | **5.9** | **9** | **1.6%** | **10** | **1.8%** | **68** | **55/388** | **69.0** |
| **Opponents** | **485** | **294** | **3,568** | **60.6%** | **7.4** | **21** | **4.3%** | **12** | **2.5%** | **93t** | **39/261** | **87.4** |

# 2010 (7-9) 2nd, NFC West - Steve Spagnuolo

| Date | W/L | Score | Opponent | Attend. |
|---|---|---|---|---|
| 9/12 | L | 13-17 | Arizona | (52,440) |
| 9/19 | L | 14-16 | at Oakland | (48,396) |
| 9/26 | W | 30-16 | Washingotn | (52,370) |
| 10/03 | W | 20-3 | Seattle | (52,326) |
| 10/10 | L | 6-44 | at Detroit | (55,714) |
| 10/17 | W | 20-17 | San Diego | (52,472) |
| 10/24 | L | 17-18 | at Tampa Bay | (42,020) |
| 10/31 | W | 20-10 | Carolina | (52,281) |
| 11/14 | L | 20-23 OT | at San Francisco | (69,732) |
| 11/21 | L | 17-34 | Atlanta | (53,005) |
| 11/28 | W | 36-33 | at Denver | (72,736) |
| 12/05 | W | 19-6 | at Arizona | (61,874) |
| 12/12 | L | 13-31 | at New Orleans | (70,015) |
| 12/19 | L | 13-27 | Kansas City | (55,669) |
| 12/26 | W | 25-17 | San Francisco | (52,820) |
| 1/02/2011 | L | 6-16 | at Seattle | (67,325) |
| Total Attendance | | | | (911,195) |

| | Rams | OPP |
|---|---|---|
| **Total First Downs** | **292** | **304** |
| Rushing | 84 | 88 |
| Passing | 179 | 191 |
| Penalty | 29 | 25 |
| 3rd Down Efficiency | 78/235-33.2% | 74/221-33.5% |
| 4th Down Efficiency | 8/15-53.3% | 6/12-50% |
| **Possession Avg.** | **30:51** | **29:09** |
| **Total Net Yards** | **4,846** | **5,388** |
| Avg. Per Game | 302.9 | 336.8 |
| Total Plays | 1,053 | 1017 |
| Avg. Per Play | 4.6 | 5.3 |
| **Net Yards Rushing** | **1,578** | **1,810** |
| Avg. Per Game | 98.6 | 113.1 |
| Total Rushes | 429 | 404 |
| **Net Yards Passing** | **3,268** | **3,578** |
| Avg. Per Game | 204.3 | 223.6 |
| Sacked/Yards Lost | 34/244 | 43/290 |
| Gross Yards | 3,512 | 3,868 |
| Attempts/Completions | 590/354 | 570/328 |
| Completion Pct. | 60.0% | 57.5% |
| Had Intercepted | 15 | 14 |
| **Punts/Average** | **94/45.5** | **82/44.8** |
| Net Avg. | 40.0 | 37.1 |
| **Penalties/Yards** | **102/877** | **126/1008** |
| **Fumbles/Ball Lost** | **14/6** | **30/12** |
| **Touchdowns** | **27** | **32** |
| Rushing | 9 | 7 |
| Passing | 18 | 21 |
| Returns | 0 | 4 |

| Score by Periods | 1 | 2 | 3 | 4 | OT | T |
|---|---|---|---|---|---|---|
| **Rams** | 69 | 104 | 51 | 65 | 0 | 289 |
| Opponents | 53 | 113 | 53 | 106 | 3 | 328 |

| Scoring | TD | Ru | Pa | Rt | PAT | FG | S | Pts. |
|---|---|---|---|---|---|---|---|---|
| Josh Brown | 0 | 0 | 0 | 0 | 26/27 | 33/39 | 0 | 125 |
| Steven Jackson | 6 | 6 | 0 | 0 | 0/0 | 0/0 | 0 | 36 |
| Danny Amendola | 3 | 0 | 3 | 0 | 0/0 | 0/0 | 0 | 18 |
| Kenneth Darby | 3 | 2 | 1 | 0 | 0/0 | 0/0 | 0 | 18 |
| M. Hoomanawanui | 3 | 0 | 3 | 0 | 0/0 | 0/0 | 0 | 18 |
| Billy Bajema | 2 | 0 | 2 | 0 | 0/0 | 0/0 | 0 | 12 |
| Mark Clayton | 2 | 0 | 2 | 0 | 0/0 | 0/0 | 0 | 12 |
| Daniel Fells | 2 | 0 | 2 | 0 | 0/0 | 0/0 | 0 | 12 |
| Brandon Gibson | 2 | 0 | 2 | 0 | 0/0 | 0/0 | 0 | 12 |
| Laurent Robinson | 2 | 0 | 2 | 0 | 0/0 | 0/0 | 0 | 12 |
| D. Alexander | 1 | 0 | 1 | 0 | 0/0 | 0/0 | 0 | 6 |
| Sam Bradford | 1 | 1 | 0 | 0 | 0/0 | 0/0 | 0 | 6 |
| Eugene Sims | 0 | 0 | 0 | 0 | 0/0 | 0/0 | 1 | 2 |
| **Rams** | **27** | **9** | **18** | **0** | **26/27** | **33/39** | **1** | **289** |
| **Opponents** | **32** | **7** | **21** | **4** | **29/29** | **35/38** | **0** | **328** |

**Two Point Conversions:** RAMS 0/0, Opponents 1/3

**Sacks:** James Hall 10.5, Chris Long 8.5, Fred Robbins 6.0, C.J. Ah You 4.0, James Laurinaitis 3.0, Oshiomogho Atogwe 2.0, Larry Grant 2.0, David Vobora 2.0, George Selvie 1.5, Craig Dahl 1.0, Michael Lewis 1.0, Darian Stewart 1.0, Jermelle Cudjo 0.5
**Rams: 43.0 Opponents: 34.0**

### Usual Starters

| | | | |
|---|---|---|---|
| WR | Brandon Gibson (12) | LE | Chris Long (16) |
| LT | Rodger Saffold (16) | LT | Gary Gibson (16) |
| LG | Jacob Bell (16) | RT | Fred Robbins (16) |
| C | Jason Brown (16) | RE | James Hall (16) |
| RG | Adam Goldberg (16) | WLB | Na'il Diggs (12) |
| RT | Jason Smith (15) | MLB | James Laurinaitis (16) |
| TE | Billy Bajema (8) | SLB | Larry Grant (8) |
| WR | Laurent Robinson (11) | LCB | Ron Bartell (13) |
| QB | Sam Bradford (16) | RCB | Bradley Fletcher (15) |
| FB | Mike Karney (4) | SS | Craig Dahl (13) |
| RB | Steven Jackson (16) | FS | O.J. Atogwe (15) |

| Rushing | No. | Yards | Avg. | Long | TD |
|---|---|---|---|---|---|
| Steven Jackson | 330 | 1,241 | 3.8 | 42t | 6 |
| Kenneth Darby | 34 | 107 | 3.1 | 13 | 2 |
| Danny Amendola | 7 | 81 | 11.6 | 30 | 0 |
| Sam Bradford | 27 | 63 | 2.3 | 17 | 1 |
| Keith Toston | 19 | 54 | 2.8 | 10 | 0 |
| Brandon Gibson | 3 | 28 | 9.3 | 14 | 0 |
| Mike Karney | 6 | 12 | 2.0 | 4 | 0 |
| Mark Clayton | 1 | 6 | 6.0 | 6 | 0 |
| Laurent Robinson | 2 | -14 | -7.0 | -5 | 0 |
| **Rams** | **429** | **1,578** | **3.7** | **42t** | **9** |
| **Opponents** | **404** | **1,810** | **4.5** | **80** | **7** |

| Receiving | No. | Yards | Avg. | Long | TD |
|---|---|---|---|---|---|
| Danny Amendola | 85 | 689 | 8.1 | 36 | 3 |
| Brandon Gibson | 53 | 620 | 11.7 | 41 | 2 |
| Steven Jackson | 46 | 383 | 8.3 | 49 | 0 |
| Daniel Fells | 41 | 391 | 9.5 | 36 | 2 |
| Laurent Robinson | 34 | 344 | 10.1 | 32 | 2 |
| Mark Clayton | 23 | 306 | 13.3 | 39 | 2 |
| Danario Alexander | 20 | 306 | 15.3 | 46 | 1 |
| Billy Bajema | 14 | 145 | 10.4 | 26t | 2 |
| Michael Hoomanawanui | 13 | 146 | 11.2 | 36t | 3 |
| Kenneth Darby | 10 | 61 | 6.1 | 21t | 1 |
| Mardy Gilyard | 6 | 63 | 10.5 | 21 | 0 |
| Mike Karney | 5 | 14 | 2.8 | 4 | 0 |
| Keith Toston | 2 | 29 | 14.5 | 23 | 0 |
| Fendi Onobun | 2 | 15 | 7.5 | 8 | 0 |
| **Rams** | **354** | **3,512** | **9.9** | **49** | **18** |
| **Opponents** | **328** | **3,868** | **11.8** | **65** | **21** |

| Interceptions | No. | Yards | Avg. | Long | TD |
|---|---|---|---|---|---|
| Bradley Fletcher | 4 | 41 | 10.3 | 28 | 0 |
| Oshiomogho Atogwe | 3 | 53 | 17.7 | 34 | 0 |
| Craig Dahl | 2 | 23 | 11.5 | 23 | 0 |
| James Butler | 2 | 13 | 6.5 | 16 | 0 |
| Jerome Murphy | 1 | 19 | 19.0 | 19 | 0 |
| Kevin Dockery | 1 | 8 | 8.0 | 8 | 0 |
| James Laurinaitis | 1 | 4 | 4.0 | 4 | 0 |
| **Rams** | **14** | **161** | **11.5** | **34** | **0** |
| **Opponents** | **15** | **287** | **19.1** | **96t** | **2** |

| Punting | No. | Yards | Avg. | Net | TB | In20 | Long | Blk. |
|---|---|---|---|---|---|---|---|---|
| Donnie Jones | 94 | 4,276 | 45.5 | 40.0 | 4 | 32 | 63 | 0 |
| **Rams** | **94** | **4,276** | **45.5** | **40.0** | **4** | **32** | **63** | **0** |
| **Opponents** | **82** | **3,671** | **44.8** | **37.1** | **9** | **27** | **72** | **1** |

| Punt Returns | No. | FC | Yards | Avg. | Long | TD |
|---|---|---|---|---|---|---|
| Danny Amendola | 40 | 18 | 452 | 11.3 | 42 | 0 |
| Mardy Gilyard | 0 | 1 | 0 | 0.0 | 0 | 0 |
| **Rams** | **40** | **19** | **452** | **11.3** | **42** | **0** |
| **Opponents** | **45** | **21** | **435** | **9.7** | **78t** | **1** |

| Kickoff Returns | No. | Yards | Avg. | Long | TD |
|---|---|---|---|---|---|
| Danny Amendola | 50 | 1,142 | 22.8 | 84 | 0 |
| Mardy Gilyard | 16 | 356 | 22.3 | 34 | 0 |
| Keith Toston | 4 | 75 | 18.8 | 20 | 0 |
| C.J. Ah You | 1 | 16 | 16.0 | 16 | 0 |
| Larry Grant | 1 | 8 | 8.0 | 8 | 0 |
| Mike Karney | 1 | 17 | 17.0 | 17 | 0 |
| Brit Miller | 1 | 0 | 0.0 | 0 | 0 |
| Maurice Simpkins | 1 | 0 | 0.0 | 0 | 0 |
| **Rams** | **74** | **1,614** | **21.8** | **84** | **0** |
| **Opponents** | **65** | **1,538** | **23.7** | **105t** | **1** |

| Field Goals | 1-19 | 20-29 | 30-39 | 40-49 | 50+ |
|---|---|---|---|---|---|
| Josh Brown | 0/0 | 11/12 | 12/14 | 7/9 | 3/4 |
| **Rams** | **0/0** | **11/12** | **12/14** | **7/9** | **3/4** |
| **Opponents** | **0/0** | **11/11** | **9/10** | **13/15** | **2/2** |

**Josh Brown** (34B, 46, 25) (36N) (21B, 37, 29, 36) (30, 31) (28, 28) (39, 48) (25) (51N, 33, 41) (42, 33) (53) (28, 37, 45N, 26) (28, 52, 20, 43) (38, 45, 46N) (37, 52) (43, 30, 28) (32, 27)

**Opponents** (22) (46N, 38, 41, 22) (29, 24, 21) (22) (30, 48, 47) (41, 49B) (35, 39, 53, 38) (44) (26, 47, 29) (42, 29, 24, 21) (49, 40) (45, 41) (40) (53, 38) (34N, 47) (31, 38, 34)

**Fumbles/Lost:** Sam Bradford 7/2, Danny Amendola 2/1, Billy Bajema 1/0, Jason Brown 1/0, Mardy Gilyard 1/1, Steven Jackson 1/1, Clifton Ryan 1/1
**Total: 6**

| Passing | Att. | Comp. | Yards | Pct. | Yards/Att. | TD | TD% | Int. | Int% | Long | Sack/Lost | Rating |
|---|---|---|---|---|---|---|---|---|---|---|---|---|
| Sam Bradford | 590 | 354 | 3,512 | 60.0% | 5.95 | 18 | 3.1% | 15 | 2.5% | 49 | 34/244 | 76.5 |
| **Rams** | **590** | **354** | **3,512** | **60.0%** | **5.95** | **18** | **3.1%** | **15** | **2.5%** | **49** | **34/244** | **76.5** |
| **Opponents** | **570** | **328** | **3,868** | **57.5%** | **6.79** | **21** | **3.7%** | **14** | **2.5%** | **65** | **43/290** | **80.4** |

# 2009 (1-15) 4th, NFC West - Steve Spagnuolo

| Date | W/L | Score | Opponent | Attend. |
|---|---|---|---|---|
| 9/13 | L | 0-28 | at Seattle | (67,610) |
| 9/20 | L | 7-9 | at Washington | (87,780) |
| 9/27 | L | 17-36 | Green Bay | (60,234) |
| 10/4 | L | 0-35 | at San Francisco | (69,732) |
| 10/11 | L | 10-38 | Minnesota | (60,166) |
| 10/18 | L | 20-23 OT | at Jacksonville | (42,088) |
| 10/25 | L | 6-42 | Indianapolis | (60,108) |
| 11/1 | W | 17-10 | at Detroit | (40,857) |
| 11/15 | L | 23-28 | New Orleans | (59,858) |
| 11/22 | L | 13-21 | Arizona | (59,839) |
| 11/29 | L | 17-27 | Seattle | (47,475) |
| 12/6 | L | 9-17 | at Chicago | (61,892) |
| 12/13 | L | 7-47 | at Tennessee | (69,143) |
| 12/20 | L | 13-16 | Houston | (46,256) |
| 12/27 | L | 10-31 | at Arizona | (62,624) |
| 1/3/2010 | L | 6-28 | San Francisco | (47,965) |
| Total Attendance | | | | (883,788) |

| | Rams | OPP |
|---|---|---|
| **Total First Downs** | **259** | **333** |
| Rushing | 79 | 127 |
| Passing | 159 | 182 |
| Penalty | 21 | 24 |
| 3rd Down Efficiency | 73/226-32.3% | 91/209-43.5% |
| 4th Down Efficiency | 10/28-35.7% | 6/12-50.0% |
| **Possession Avg.** | **28:58** | **31:02** |
| **Total Net Yards** | **4,470** | **5,965** |
| Avg. Per Game | 279.4 | 372.8 |
| Total Plays | 998 | 1016 |
| Avg. Per Play | 4.5 | 5.9 |
| **Net Yards Rushing** | **1,784** | **2,201** |
| Avg. Per Game | 111.5 | 137.6 |
| Total Rushes | 411 | 500 |
| **Net Yards Passing** | **2,686** | **3,764** |
| Avg. Per Game | 167.9 | 235.3 |
| Sacked/Yards Lost | 44/284 | 25/149 |
| Gross Yards | 2,970 | 3,913 |
| Attempts/Completions | 543/312 | 491/315 |
| Completion Pct. | 57.5% | 64.2% |
| Had Intercepted | 21 | 8 |
| **Punts/Average** | **90/46.8** | **75/44.3** |
| Net Avg. | 41.7 | 36.9 |
| **Penalties/Yards** | **100/834** | **80/613** |
| **Fumbles/Ball Lost** | **24/12** | **26/12** |
| **Touchdowns** | **17** | **54** |
| Rushing | 4 | 24 |
| Passing | 12 | 22 |
| Returns | 1 | 8 |

| Score by Periods | 1 | 2 | 3 | 4 | OT | T |
|---|---|---|---|---|---|---|
| **Rams** | 16 | 74 | 25 | 60 | 0 | 175 |
| Opponents | 87 | 114 | 93 | 139 | 3 | 436 |

| Scoring | TD | Ru | Pa | Rt | PAT | FG | S | Pts. |
|---|---|---|---|---|---|---|---|---|
| Josh Brown | 0 | 0 | 0 | 0 | 16/16 | 19/24 | 0 | 73 |
| Donnie Avery | 5 | 0 | 5 | 0 | 0/0 | 0/0 | 0 | 30 |
| Steven Jackson | 4 | 4 | 0 | 0 | 0/0 | 0/0 | 0 | 24 |
| Daniel Fells | 3 | 0 | 3 | 0 | 0/0 | 0/0 | 0 | 18 |
| Danny Amendola | 1 | 0 | 1 | 0 | 0/0 | 0/0 | 0 | 6 |
| Brandon Gibson | 1 | 0 | 1 | 0 | 0/0 | 0/0 | 0 | 6 |
| Leonard Little | 1 | 0 | 0 | 1 | 0/0 | 0/0 | 0 | 6 |
| Laurent Robinson | 1 | 0 | 1 | 0 | 0/0 | 0/0 | 0 | 6 |
| **Rams** | **17** | **4** | **12** | **1** | **16/16** | **19/24** | **0** | **175** |
| **Opponents** | **54** | **24** | **22** | **8** | **51/52** | **19/22** | **1** | **436** |

**Two Point Conversions:** RAMS 0/1, Opponents 1/2

**Sacks:** Leonard Little 6.5, Chris Long 5.0, James Hall 4.5, Craig Dahl 2.0, James Laurinaitis 2.0, C.J. Ah You 1.0, Oshiomogho Atogwe 1.0, Larry Grant 1.0, LaJuan Ramsey 1.0, Clifton Ryan 1.0
**Rams: 25.0 Opponents: 44.0**

### Usual Starters

| | | | |
|---|---|---|---|
| WR | Keenan Burton (6) | LE | Leonard Little (13) |
| LT | Alex Barron (14) | LT | Gary Gibson (5) |
| | | | Darrell Scott (5) |
| LG | Jacob Bell (13) | RT | Clifton Ryan (15) |
| C | Jason Brown (16) | RE | James Hall (14) |
| RG | Richie Incognito (9) | WLB | Paris Lenon (9) |
| RT | Adam Goldberg (11) | | Will Witherspoon (6) |
| | Jason Smith (5) | MLB | James Laurinaitis (16) |
| TE | Randy McMichael (16) | SLB | David Vobora (10) |
| WR | Donnie Avery (16) | LCB | Ron Bartell (15) |
| QB | Marc Bulger (8) | RCB | Quincy Butler (5) |
| | | | Justin King (4) |
| | | | Jonathan Wade (4) |
| FB | Mike Karney (8) | SS | James Butler (13) |
| RB | Steven Jackson (15) | FS | O.J. Atogwe (12) |

| Rushing | No. | Yards | Avg. | Long | TD |
|---|---|---|---|---|---|
| Steven Jackson | 324 | 1,416 | 4.4 | 58 | 4 |
| Kenneth Darby | 27 | 152 | 5.6 | 51 | 0 |
| Kyle Boller | 13 | 76 | 5.8 | 16 | 0 |
| Chris Ogbonnaya | 11 | 50 | 4.5 | 18 | 0 |
| Donnie Avery | 4 | 30 | 7.5 | 15 | 0 |
| Samkon Gado | 14 | 26 | 1.9 | 11 | 0 |
| Marc Bulger | 8 | 22 | 2.8 | 7 | 0 |
| Mike Karney | 2 | 8 | 4.0 | 8 | 0 |
| Keith Null | 5 | 6 | 1.2 | 3 | 0 |
| Danny Amendola | 3 | -2 | -0.7 | 8 | 0 |
| **Rams** | **411** | **1,784** | **4.3** | **58** | **4** |
| **Opponents** | **500** | **2,201** | **4.4** | **62t** | **24** |

| Receiving | No. | Yards | Avg. | Long | TD |
|---|---|---|---|---|---|
| Steven Jackson | 51 | 322 | 6.3 | 38 | 0 |
| Donnie Avery | 47 | 589 | 12.5 | 50 | 5 |
| Danny Amendola | 43 | 326 | 7.6 | 25 | 1 |
| Brandon Gibson | 34 | 348 | 10.2 | 23 | 1 |
| Randy McMichael | 34 | 332 | 9.8 | 35 | 1 |
| Keenan Burton | 25 | 253 | 10.1 | 25 | 0 |
| Daniel Fells | 21 | 273 | 13.0 | 36t | 3 |
| Kenneth Darby | 18 | 96 | 5.3 | 13 | 0 |
| Laurent Robinson | 13 | 167 | 12.8 | 45 | 1 |
| Billy Bajema | 8 | 94 | 11.8 | 27 | 0 |
| Ruvell Martin | 6 | 99 | 16.5 | 33 | 0 |
| Mike Karney | 6 | 16 | 2.7 | 9 | 0 |
| Samkon Gado | 3 | 25 | 8.3 | 13 | 0 |
| Chris Ogbonnaya | 1 | 19 | 19.0 | 19 | 0 |
| Tim Carter | 1 | 6 | 6.0 | 6 | 0 |
| Jordan Kent | 1 | 5 | 5.0 | 5 | 0 |
| **Rams** | **312** | **2,970** | **9.5** | **50** | **12** |
| **Opponents** | **315** | **3,913** | **12.4** | **73t** | **22** |

| Interceptions | No. | Yards | Avg. | Long | TD |
|---|---|---|---|---|---|
| James Butler | 3 | 17 | 5.7 | 17 | 0 |
| James Laurinaitis | 2 | 28 | 14.0 | 21 | 0 |
| Oshiomogho Atogwe | 2 | 21 | 10.5 | 12 | 0 |
| Leonard Little | 1 | 36 | 36.0 | 36t | 1 |
| **Rams** | **8** | **102** | **12.8** | **36t** | **1** |
| **Opponents** | **21** | **321** | **15.3** | **65t** | **4** |

| Punting | No. | Yards | Avg. | Net | TB | In20 | Long | Blk. |
|---|---|---|---|---|---|---|---|---|
| Donnie Jones | 90 | 4,212 | 46.8 | 41.7 | 10 | 34 | 63 | 0 |
| **Rams** | **90** | **4,212** | **46.8** | **41.7** | **10** | **34** | **63** | **0** |
| **Opponents** | **75** | **3.326** | **44.3** | **36.9** | **8** | **25** | **70** | **0** |

| Punt Returns | No. | FC | Yds. | Avg. | Long | TD |
|---|---|---|---|---|---|---|
| Danny Amendola | 31 | 11 | 360 | 11.6 | 56 | 0 |
| Derek Stanley | 3 | 1 | 37 | 12.3 | 24 | 0 |
| Quincy Butler | 2 | 2 | -2 | -1.0 | 0 | 0 |
| David Roach | 1 | 0 | 0.0 | 0.0 | 0 | 0 |
| **Rams** | **37** | **14** | **395** | **10.7** | **56** | **0** |
| **Opponents** | **41** | **12** | **260** | **6.3** | **29** | **0** |

| Kickoff Returns | No. | Yards | Avg. | Long | TD |
|---|---|---|---|---|---|
| Danny Amendola | 66 | 1,618 | 24.5 | 58 | 0 |
| Kenneth Darby | 4 | 54 | 13.5 | 23 | 0 |
| Billy Bajema | 2 | 26 | 13.0 | 14 | 0 |
| Donnie Avery | 1 | 19 | 19.0 | 19 | 0 |
| Samkon Gado | 1 | 23 | 23.0 | 23 | 0 |
| Larry Grant | 1 | 14 | 14.0 | 14 | 0 |
| Mike Karney | 1 | 10 | 10.0 | 10 | 0 |
| **Rams** | **76** | **1,764** | **23.2** | **58** | **0** |
| **Opponents** | **43** | **1,032** | **24.0** | **97t** | **1** |

| Field Goals | 1-19 | 20-29 | 30-39 | 40-49 | 50+ |
|---|---|---|---|---|---|
| Josh Brown | 0/0 | 5/5 | 4/5 | 4/7 | 6/7 |
| **Rams** | **0/0** | **5/5** | **4/5** | **4/7** | **6/7** |
| **Opponents** | **1/1** | **10/10** | **5/5** | **2/3** | **1/3** |

**Josh Brown** (37N) ( ) (48B, 53) (51N) (29) (52, 27) (30, 45) (41) (32) (40, 20) (46N, 55) (20, 48, 50) ( ) (33, 52) (33) (54, 45N, 29)

**Opponents** ( ) (21, 28, 23) (48, 38, 25) (43N) (47) (58N, 36) ( ) ( ) ( ) ( ) (29, 38) (27) (27, 34, 36, 50) (27, 25, 52N, 28) (19) ( )

**Fumbles/Lost:** Marc Bulger 6/1, Danny Amendola 4/1, Keith Null 3/1, Donnie Avery 2/2, Kyle Boller 2/2, Brandon Gibson 2/1, Steven Jackson 2/2, Quincy Butler 1/1, Daniel Fells 1/1, David Roach 1/0
**TOTAL: 12**

| Passing | Att. | Comp. | Yards | Pct. | Yards/Att. | TD | TD% | Int. | Int% | Long | Sack/Lost | Rating |
|---|---|---|---|---|---|---|---|---|---|---|---|---|
| Marc Bulger | 247 | 140 | 1,469 | 56.7% | 5.95 | 5 | 2.0% | 6 | 2.4% | 50 | 14/85 | 70.7 |
| Kyle Boller | 176 | 98 | 899 | 55.7% | 5.11 | 3 | 1.7% | 6 | 3.4% | 35 | 17/117 | 61.2 |
| Keith Null | 119 | 73 | 566 | 61.3% | 4.76 | 3 | 2.5% | 9 | 7.6% | 25 | 13/82 | 49.9 |
| Josh Brown | 1 | 1 | 36 | 100.0% | 36.0 | 1 | 100.0% | 0 | 0.0% | 36t | 0/0 | 158.3 |
| **Rams** | **543** | **312** | **2,970** | **57.5%** | **5.47** | **12** | **2.2%** | **21** | **3.9%** | **50** | **44/284** | **64.0** |
| **Opponents** | **491** | **315** | **3,913** | **64.2%** | **7.97** | **22** | **4.5%** | **8** | **1.6%** | **73t** | **25/149** | **96.9** |

# 2008 (2-14) 4th, NFC West - S. Linehan (4), J. Haslett (12)

| Date | W/L | Score | Opponent | Attend. |
|---|---|---|---|---|
| 9/7 | L | 3-38 | at Philadelphia | (69,144) |
| 9/14 | L | 13-41 | New York Giants | (61,377) |
| 9/21 | L | 13-37 | at Seattle | (68,012) |
| 9/28 | L | 14-31 | Buffalo | (61,017) |
| 10/12 | W | 19-17 | at Washington | (90,376) |
| 10/19 | W | 34-14 | Dallas | (62,035) |
| 10/26 | L | 16-23 | at New England | (68,756) |
| 11/2 | L | 13-34 | Arizona | (61,303) |
| 11/9 | L | 3-47 | at New York Jets | (78,073) |
| 11/16 | L | 16-35 | at San Francisco | (67,573) |
| 11/23 | L | 3-27 | Chicago | (61,994) |
| 11/30 | L | 12-16 | Miami | (61,046) |
| 12/7 | L | 10-34 | at Arizona | (63,720) |
| 12/14 | L | 20-23 | Seattle | (56,123) |
| 12/21 | L | 16-17 | San Francisco | (54,948) |
| 12/28 | L | 27-31 | at Atlanta | (64,617) |
| Total Attendance | | | | (1,050,114) |

| | Rams | OPP |
|---|---|---|
| **Total First Downs** | **249** | **320** |
| Rushing | 95 | 146 |
| Passing | 140 | 158 |
| Penalty | 14 | 16 |
| 3rd Down Efficiency | 69/216-31.9% | 74/187-39.6% |
| 4th Down Efficiency | 11/23-47.8% | 4/6-66.7% |
| **Possession Avg.** | **29:32** | **30:28** |
| **Total Net Yards** | **4,596** | **5,950** |
| Avg. Per Game | 287.3 | 371.9 |
| Total Plays | 982 | 975 |
| Avg. Per Play | 4.7 | 6.1 |
| **Net Yards Rushing** | **1,649** | **2,475** |
| Avg. Per Game | 103.1 | 154.7 |
| Total Rushes | 417 | 501 |
| **Net Yards Passing** | **2,947** | **3,475** |
| Avg. Per Game | 184.2 | 217.2 |
| Sacked/Yards Lost | 45/321 | 30/201 |
| Gross Yards | 3,268 | 3,676 |
| Attempts/Completions | 520/292 | 444/278 |
| Completion Pct. | 56.2% | 62.6% |
| Had Intercepted | 19 | 12 |
| **Punts/Average** | **83/49.6** | **67/45.2** |
| Net Avg. | 40.8 | 38.3 |
| **Penalties/Yards** | **97/718** | **89/654** |
| **Fumbles/Ball Lost** | **18/12** | **24/14** |
| **Touchdowns** | **20** | **53** |
| Rushing | 8 | 26 |
| Passing | 11 | 20 |
| Returns | 1 | 7 |

| Score by Periods | 1 | 2 | 3 | 4 | OT | T |
|---|---|---|---|---|---|---|
| **Rams** | 61 | 82 | 35 | 54 | 0 | 232 |
| Opponents | 130 | 144 | 57 | 134 | 0 | 465 |

| Scoring | TD | Ru | Pa | Rt | PAT | FG | S | Pts. |
|---|---|---|---|---|---|---|---|---|
| Josh Brown | 0 | 0 | 0 | 0 | 19/19 | 31/36 | 0 | 112 |
| Steven Jackson | 8 | 7 | 1 | 0 | 0/0 | 0/0 | 0 | 48 |
| Donnie Avery | 4 | 1 | 3 | 0 | 0/0 | 0/0 | 0 | 24 |
| Torry Holt | 3 | 0 | 3 | 0 | 0/0 | 0/0 | 0 | 18 |
| Dane Looker | 2 | 0 | 2 | 0 | 0/0 | 0/0 | 0 | 12 |
| O. Atogwe | 1 | 0 | 0 | 1 | 0/0 | 0/0 | 0 | 6 |
| Keenan Burton | 1 | 0 | 1 | 0 | 0/0 | 0/0 | 0 | 6 |
| Derek Stanley | 1 | 0 | 1 | 0 | 0/0 | 0/0 | 0 | 6 |
| **Rams** | **20** | **8** | **11** | **1** | **19/19** | **31/36** | **0** | **232** |
| **Opponents** | **53** | **26** | **20** | **7** | **52/52** | **31/32** | **0** | **465** |

**Two Point Conversions:** RAMS 0/1, Opponents 1/1

**Sacks:** James Hall 6.5, Leonard Little 6.0, Chris Long 4.0, Jason Craft 3.0, Pisa Tinoisamoa 3.0, Victor Adeyanju 2.0, Ron Bartell 1.0, Fakhir Brown 1.0, Ricky Manning Jr. 1.0, Eric Moore 1.0, Will Witherspoon 1.0, La'Roi Glover 0.5
**RAMS: 30.0 Opponents: 45.0**

**Usual Starters**

| | | | |
|---|---|---|---|
| WR | Torry Holt (14) | LE | Victor Adeyanju (9)<br>Leonard Little (5) |
| LT | Orlando Pace (14) | NT | Clifton Ryan (12) |
| LG | Jacob Bell (13) | UT | La'Roi Glover (10)<br>Adam Carriker (6) |
| C | Nick Leckey (10)<br>Brett Romberg (6) | RE | Chris Long (16) |
| RG | Richie Incognito (15) | WLB | Pisa Tinoisamoa (16) |
| RT | Alex Barron (15) | MLB | Will Witherspoon (12) |
| TE | Anthony Becht (11) | SLB | Quinton Culberson (10)<br>Chris Draft (5) |
| WR | Donnie Avery (12) | LCB | Ron Bartell (11) |
| QB | Marc Bulger (15) | RCB | Fakhir Brown (11) |
| TE | Joe Klopfenstein (10) | SS | Corey Chavous (13) |
| RB | Steven Jackson (11) | FS | O.J. Atogwe (16) |

| Rushing | No. | Yards | Avg. | Long | TD |
|---|---|---|---|---|---|
| Steven Jackson | 253 | 1,042 | 4.1 | 56t | 7 |
| Antonio Pittman | 79 | 296 | 3.7 | 24 | 0 |
| Kenneth Darby | 32 | 140 | 4.4 | 14 | 0 |
| Donnie Avery | 10 | 69 | 6.9 | 37t | 1 |
| Marc Bulger | 14 | 41 | 2.9 | 16 | 0 |
| Travis Minor | 13 | 29 | 2.2 | 13 | 0 |
| Dante Hall | 4 | 9 | 2.3 | 10 | 0 |
| Keenan Burton | 3 | 8 | 2.7 | 5 | 0 |
| Brian Leonard | 2 | 7 | 3.5 | 5 | 0 |
| Samkon Gado | 2 | 4 | 2.0 | 3 | 0 |
| Trent Green | 3 | 4 | 1.3 | 3 | 0 |
| Dan Kreider | 1 | 0 | 0.0 | 0 | 0 |
| Derek Stanley | 1 | 0 | 0.0 | 0 | 0 |
| **Rams** | **417** | **1,649** | **4.0** | **56t** | **8** |
| **Opponents** | **501** | **2,475** | **4.9** | **70** | **26** |

| Receiving | No. | Yards | Avg. | Long | TD |
|---|---|---|---|---|---|
| Torry Holt | 64 | 796 | 12.4 | 45t | 3 |
| Donnie Avery | 53 | 674 | 12.7 | 69t | 3 |
| Steven Jackson | 40 | 379 | 9.5 | 53 | 1 |
| Dane Looker | 23 | 271 | 11.8 | 30 | 2 |
| Kenneth Darby | 19 | 183 | 9.6 | 30 | 0 |
| Antonio Pittman | 18 | 132 | 7.3 | 27 | 0 |
| Keenan Burton | 13 | 172 | 13.2 | 30t | 1 |
| Dante Hall | 12 | 105 | 8.8 | 20 | 0 |
| Randy McMichael | 11 | 139 | 12.6 | 31 | 0 |
| Joe Klopfenstein | 11 | 123 | 11.2 | 29 | 0 |
| Daniel Fells | 7 | 81 | 11.6 | 26 | 0 |
| Derek Stanley | 6 | 119 | 19.8 | 80t | 1 |
| Anthony Becht | 6 | 39 | 6.5 | 11 | 0 |
| Travis Minor | 5 | 35 | 7.0 | 16 | 0 |
| Marc Bulger | 2 | 17 | 8.5 | 11 | 0 |
| Drew Bennett | 1 | 4 | 4.0 | 4 | 0 |
| Samkon Gado | 1 | -1 | -1.0 | -1 | 0 |
| **Rams** | **292** | **3,268** | **11.2** | **80t** | **11** |
| **Opponents** | **278** | **3,676** | **13.2** | **90t** | **20** |

| Interceptions | No. | Yards | Avg. | Long | TD |
|---|---|---|---|---|---|
| Oshiomogho Atogwe | 5 | 91 | 18.2 | 43 | 0 |
| Ron Bartell | 3 | 29 | 9.7 | 24 | 0 |
| Fakhir Brown | 1 | 16 | 16.0 | 16 | 0 |
| Jason Craft | 1 | 16 | 16.0 | 16 | 0 |
| Jonathan Wade | 1 | 8 | 8.0 | 8 | 0 |
| Will Witherspoon | 1 | 2 | 2.0 | 2 | 0 |
| **Rams** | **12** | **162** | **13.5** | **43** | **0** |
| **Opponents** | **19** | **452** | **23.8** | **99t** | **4** |

| Punting | No. | Yards | Avg. | Net | TB | In20 | Long | Blk. |
|---|---|---|---|---|---|---|---|---|
| Donnie Jones | 82 | 4,100 | 50.0 | 41.1 | 7 | 20 | 68 | 0 |
| Josh Brown | 1 | 20 | 20.0 | 20.0 | 0 | 1 | 20 | 0 |
| **Rams** | **83** | **4,120** | **49.6** | **40.8** | **7** | **21** | **68** | **0** |
| **Opponents** | **67** | **3,029** | **45.2** | **38.3** | **11** | **22** | **62** | **0** |

| Punt Returns | No. | FC | Yards | Avg. | Long | TD |
|---|---|---|---|---|---|---|
| Derek Stanley | 11 | 4 | 101 | 9.2 | 33 | 0 |
| Dante Hall | 9 | 1 | 93 | 10.3 | 34 | 0 |
| Dane Looker | 9 | 5 | 51 | 5.7 | 14 | 0 |
| **Rams** | **29** | **10** | **245** | **8.4** | **34** | **0** |
| **Opponents** | **57** | **7** | **590** | **10.4** | **60** | **0** |

| Kickoff Returns | No. | Yards | Avg. | Long | TD |
|---|---|---|---|---|---|
| Dante Hall | 37 | 763 | 20.6 | 41 | 0 |
| Derek Stanley | 25 | 620 | 24.8 | 75 | 0 |
| Kenneth Darby | 7 | 173 | 24.7 | 32 | 0 |
| Travis Minor | 7 | 155 | 22.1 | 34 | 0 |
| Donnie Avery | 1 | 21 | 21.0 | 21 | 0 |
| John Greco | 1 | 14 | 14.0 | 14 | 0 |
| Jonathan Wade | 1 | 11 | 11.0 | 11 | 0 |
| Dane Looker | 1 | 4 | 4.0 | 4 | 0 |
| **Rams** | **80** | **1,761** | **22.0** | **75** | **0** |
| **Opponents** | **56** | **1,469** | **26.2** | **92** | **0** |

| Field Goals | 1-19 | 20-29 | 30-39 | 40-49 | 50+ |
|---|---|---|---|---|---|
| Josh Brown | 0/0 | 8/8 | 7/7 | 10/13 | 6/8 |
| **Rams** | **0/0** | **8/8** | **7/7** | **10/13** | **6/8** |
| **Opponents** | **0/0** | **7/7** | **12/12** | **10/11** | **2/2** |

**Josh Brown** (46) (54, 54) (43, 29) (51N) (51, 25, 44, 49) (54N, 52, 35) (20, 44, 25) ( ) (37) (48N, 24, 48, 44) (40N, 43) (23, 51, 33, 38) (42N, 51) (36G, 48) (43, 38, 22) (31, 27)

**Opponents** (23) (39, 33) (28, 38, 38) (45, 35, 45) (38) (46N) (30, 27, 41) (36, 30) (22, 49, 46, 55) ( ) (43, 38) (37, 47, 42) (44, 22) (28, 50, 27) (48) (39)

**Fumbles/Lost:** Marc Bulger 5/4, Steven Jackson 5/3, Dane Looker 2/1, Derek Stanley 2/2, Ken Darby 1/1, Joe Klopfenstein 1/1, Travis Minor 1/0, Antonio Pittman 1/0 **Total: 12**

| Passing | Att. | Comp. | Yards | Pct. | Yards/Att. | TD | TD% | Int. | Int% | Long | Sack/Lost | Rating |
|---|---|---|---|---|---|---|---|---|---|---|---|---|
| Marc Bulger | 440 | 251 | 2,720 | 57.0% | 6.18 | 11 | 2.5% | 13 | 3.0% | 80t | 38/263 | 71.4 |
| Trent Green | 72 | 38 | 525 | 52.8% | 7.29 | 0 | 0.0% | 6 | 8.3% | 53 | 6/58 | 41.7 |
| Brock Berlin | 3 | 1 | 6 | 33.3% | 2.00 | 0 | 0.0% | 0 | 0.0% | 6 | 0/0 | 42.4 |
| Dane Looker | 3 | 2 | 17 | 66.7% | 5.67 | 0 | 0.0% | 0 | 0.0% | 11 | 1/0 | 81.3 |
| Dante Hall | 1 | 0 | 0 | 0.0% | 0.00 | 0 | 0.0% | 0 | 0.0% | -- | 0/0 | 39.6 |
| Donnie Jones | 1 | 0 | 0 | 0.0% | 0.00 | 0 | 0.0% | 0 | 0.0% | -- | 0/0 | 39.6 |
| **Rams** | **520** | **292** | **3,268** | **56.2%** | **6.28** | **11** | **2.1%** | **19** | **3.7%** | **80t** | **45/321** | **66.9** |
| **Opponents** | **444** | **278** | **3,676** | **62.6%** | **8.28** | **20** | **4.5%** | **12** | **2.7%** | **90t** | **30/201** | **92.5** |

# 2007 (3-13) 4th, NFC West - Scott Linehan

| Date | W/L | Score | Opponent | Attend. |
|---|---|---|---|---|
| 9/9 | L | 13-27 | Carolina | (65,307) |
| 9/16 | L | 16-17 | San Francisco | (65,295) |
| 9/23 | L | 3-24 | at Tampa Bay | (65,267) |
| 9/30 | L | 7-35 | at Dallas | (62,866) |
| 10/7 | L | 31-34 | Arizona | (61,788) |
| 10/14 | L | 3-22 | at Baltimore | (71,175) |
| 10/21 | L | 6-33 | at Seattle | (68,164) |
| 10/28 | L | 20-27 | Cleveland | (62,777) |
| 11/11 | W | 37-29 | at New Orleans | (70,003) |
| 11/18 | W | 13-9 | at San Francisco | (68,039) |
| 11/25 | L | 19-24 | Seattle | (65,423) |
| 12/2 | W | 28-16 | Atlanta | (52,051) |
| 12/9 | L | 10-19 | at Cincinnati | (65,143) |
| 12/16 | L | 14-33 | Green Bay | (66,008) |
| 12/20 | L | 24-41 | Pittsburgh | (65,705) |
| 12/30 | L | 19-48 | at Arizona | (64,671) |
| Total Attendance | | | | (1,039,682) |

| | Rams | OPP |
|---|---|---|
| **Total First Downs** | **281** | **316** |
| Rushing | 65 | 105 |
| Passing | 193 | 190 |
| Penalty | 23 | 21 |
| 3rd Down Efficiency | 81/223-36.3% | 78/201-38.8% |
| 4th Down Efficiency | 7/20-35.0% | 6/10-60.0% |
| **Possession Avg.** | **30:08** | **29:52** |
| **Total Net Yards** | **4,760** | **5,457** |
| Avg. Per Game | 297.5 | 341.1 |
| Total Plays | 1026 | 999 |
| Avg. Per Play | 4.6 | 5.5 |
| **Net Yards Rushing** | **1,527** | **1,844** |
| Avg. Per Game | 95.4 | 115.3 |
| Total Rushes | 404 | 445 |
| **Net Yards Passing** | **3,233** | **3,613** |
| Avg. Per Game | 202.1 | 225.8 |
| Sacked/Yards Lost | 48/328 | 31/234 |
| Gross Yards | 3,561 | 3,847 |
| Attempts/Completions | 574/333 | 523/318 |
| Completion Pct. | 58.0% | 60.8% |
| Had Intercepted | 28 | 18 |
| **Punts/Average** | **78/47.2** | **66/47.7** |
| Net Avg. | 39.3 | 39.8 |
| **Penalties/Yards** | **94/794** | **95/732** |
| **Fumbles/Ball Lost** | **25/9** | **23/9** |
| **Touchdowns** | **27** | **48** |
| Rushing | 5 | 16 |
| Passing | 19 | 25 |
| Returns | 3 | 7 |

| Score by Periods | 1 | 2 | 3 | 4 | OT | T |
|---|---|---|---|---|---|---|
| **Rams** | 95 | 72 | 56 | 40 | 0 | 263 |
| Opponents | 64 | 116 | 111 | 147 | 0 | 438 |

| Scoring | TD | Ru | Pa | Rt | PAT | FG | S | Pts. |
|---|---|---|---|---|---|---|---|---|
| Jeff Wilkins | 0 | 0 | 0 | 0 | 25/25 | 24/32 | 0 | 97 |
| Torry Holt | 7 | 0 | 7 | 0 | 0 | 0 | 0 | 44a |
| Steven Jackson | 6 | 5 | 1 | 0 | 0 | 0 | 0 | 36 |
| Isaac Bruce | 4 | 0 | 4 | 0 | 0 | 0 | 0 | 24 |
| Drew Bennett | 3 | 0 | 3 | 0 | 0 | 0 | 0 | 18 |
| Randy McMichael | 3 | 0 | 3 | 0 | 0 | 0 | 0 | 18 |
| O.J. Atogwe | 1 | 0 | 0 | 1 | 0 | 0 | 0 | 6 |
| Fakhir Brown | 1 | 0 | 0 | 1 | 0 | 0 | 0 | 6 |
| Dante Hall | 1 | 0 | 0 | 1 | 0 | 0 | 0 | 6 |
| Joe Klopfenstein | 1 | 0 | 1 | 0 | 0 | 0 | 0 | 6 |
| Adam Carriker | 0 | 0 | 0 | 0 | 0 | 0 | 1 | 2 |
| **Rams** | **27** | **5** | **19** | **3** | **25/25** | **24/32** | **1** | **263** |
| **Opponents** | **48** | **16** | **25** | **7** | **44/44** | **34/39** | **0** | **438** |

**Two Point Conversions:** RAMS 1/2, Opponents 2/4

**Sacks:** Will Witherspoon 7.0, La'Roi Glover 6.0, Corey Chavous 3.5, Brandon Chillar 2.5, James Hall 2.5, Adam Carriker 2.0, Clifton Ryan 2.0, Ron Bartell 1.0, Chris Draft 1.0, Trevor Johnson 1.0, Leonard Little 1.0, Eric Moore 1.0, Claude Wroten 0.5; **RAMS: 31.0 Opponent: 48.0**

### Usual Starters

| | | | |
|---|---|---|---|
| WR | Torry Holt (16) | LE | Victor Adeyanju (7) |
| | | | Leonard Little (7) |
| LT | Alex Barron (15) | NT | Adam Carriker (16) |
| LG | Milford Brown (9) | UT | La'Roi Glover (16) |
| C | Brett Romberg (9) | RE | James Hall (15) |
| | Andy McCollum (7) | | |
| RG | Todd Steussie (6) | WLB | Pisa Tinoisamoa (9) |
| | Richie Incognito (4) | | Chris Draft (7) |
| RT | Brandon Gorin (8) | MLB | Will Witherspoon (16) |
| TE | Randy McMichael (15) | SLB | Brandon Chillar (14) |
| WR | Isaac Bruce (12) | LCB | Tye Hill (7) |
| | | | Ron Bartell (6) |
| QB | Marc Bulger (12) | RCB | Fakhir Brown (12) |
| FB/TE | Joe Klopfenstein (9) | SS | Corey Chavous (14) |
| RB | Steven Jackson (12) | FS | O.J. Atogwe (16) |

| Rushing | No. | Yards | Avg. | Long | TD |
|---|---|---|---|---|---|
| Steven Jackson | 237 | 1,002 | 4.2 | 54 | 5 |
| Brian Leonard | 86 | 303 | 3.5 | 31 | 0 |
| Antonio Pittman | 38 | 139 | 3.7 | 43 | 0 |
| Travis Minor | 17 | 68 | 4.0 | 13 | 0 |
| Dante Hall | 3 | 18 | 6.0 | 9 | 0 |
| Marc Bulger | 9 | 13 | 1.4 | 14 | 0 |
| Derek Stanley | 1 | 5 | 5.0 | 5 | 0 |
| Gus Frerotte | 6 | 3 | 0.5 | 2 | 0 |
| Isaac Bruce | 2 | -4 | -2.0 | -1 | 0 |
| Marques Hagans | 2 | -4 | -2.0 | -2 | 0 |
| Brock Berlin | 3 | -16 | -5.3 | 0 | 0 |
| **Rams** | **404** | **1,527** | **3.8** | **54** | **5** |
| **Opponents** | **445** | **1,844** | **4.1** | **46** | **16** |

| Receiving | No. | Yards | Avg. | Long | TD |
|---|---|---|---|---|---|
| Torry Holt | 93 | 1,189 | 12.8 | 40 | 7 |
| Isaac Bruce | 55 | 733 | 13.3 | 37 | 4 |
| Randy McMichael | 39 | 429 | 11.0 | 29t | 3 |
| Steven Jackson | 38 | 271 | 7.1 | 37 | 1 |
| Drew Bennett | 33 | 375 | 11.4 | 24 | 3 |
| Brian Leonard | 30 | 183 | 6.1 | 16 | 0 |
| Travis Minor | 12 | 86 | 7.2 | 20 | 0 |
| Marques Hagans | 8 | 101 | 12.6 | 23 | 0 |
| Dane Looker | 6 | 38 | 6.3 | 10 | 0 |
| Dante Hall | 5 | 27 | 5.4 | 12 | 0 |
| Dominique Byrd | 4 | 44 | 11.0 | 14 | 0 |
| Antonio Pittman | 3 | 15 | 5.0 | 11 | 0 |
| Joe Klopfenstein | 2 | 37 | 18.5 | 36t | 1 |
| Aaron Walker | 2 | 13 | 6.5 | 8 | 0 |
| Richard Owens | 1 | 9 | 9.0 | 9 | 0 |
| Madison Hedgecock | 1 | 7 | 7.0 | 7 | 0 |
| Travis Taylor | 1 | 4 | 4.0 | 4 | 0 |
| **Rams** | **333** | **3,561** | **10.7** | **40** | **19** |
| **Opponents** | **318** | **3,847** | **12.1** | **83** | **25** |

| Interceptions | No. | Yards | Avg. | Long | TD |
|---|---|---|---|---|---|
| Oshiomogho Atogwe | 8 | 125 | 15.6 | 52t | 1 |
| Fakhir Brown | 4 | 48 | 12.0 | 36t | 1 |
| Pisa Tinoisamoa | 2 | 15 | 7.5 | 15 | 0 |
| Ron Bartell | 2 | 10 | 5.0 | 9 | 0 |
| Jonathan Wade | 1 | 2 | 2.0 | 2 | 0 |
| Tye Hill | 1 | 0 | 0.0 | 0 | 0 |
| **Rams** | **18** | **200** | **11.1** | **52t** | **2** |
| **Opponents** | **28** | **427** | **15.3** | **68t** | **4** |

| Punting | No. | Yards | Avg. | Net | TB | In20 | Long | Blk. |
|---|---|---|---|---|---|---|---|---|
| Donnie Jones | 78 | 3,684 | 47.2 | 39.3 | 9 | 18 | 80 | 0 |
| **Rams** | **78** | **3,684** | **47.2** | **39.3** | **9** | **18** | **80** | **0** |
| **Opponents** | **66** | **3,147** | **47.7** | **39.8** | **8** | **19** | **71** | **0** |

| Punt Returns | No. | FC | Yards | Avg. | Long | TD |
|---|---|---|---|---|---|---|
| Dante Hall | 19 | 6 | 286 | 15.1 | 85t | 1 |
| Brandon Williams | 7 | 7 | 56 | 8.0 | 15 | 0 |
| Dane Looker | 2 | 0 | 5 | 2.5 | 5 | 0 |
| Marques Hagans | 1 | 1 | 0 | 0.0 | 0 | 0 |
| Derek Stanley | 1 | 0 | 10 | 10.0 | 10 | 0 |
| **Rams** | **30** | **14** | **357** | **11.9** | **85t** | **1** |
| **Opponents** | **48** | **8** | **437** | **9.1** | **37** | **0** |

| Kickoff Returns | No. | Yards | Avg. | Long | TD |
|---|---|---|---|---|---|
| Dante Hall | 29 | 729 | 25.1 | 84 | 0 |
| Brandon Williams | 22 | 508 | 23.1 | 37 | 0 |
| Derek Stanley | 20 | 509 | 25.5 | 49 | 0 |
| Marques Hagans | 7 | 130 | 18.6 | 22 | 0 |
| Travis Minor | 2 | 24 | 12.0 | 21 | 0 |
| Dane Looker | 1 | 19 | 19.0 | 19 | 0 |
| Jonathan Wade | 1 | 19 | 19.0 | 19 | 0 |
| **Rams** | **82** | **1,938** | **23.6** | **84** | **0** |
| **Opponents** | **58** | **1,578** | **27.2** | **91t** | **2** |

| Field Goals | 1-19 | 20-29 | 30-39 | 40-49 | 50+ |
|---|---|---|---|---|---|
| Jeff Wilkins | 0/0 | 7/8 | 6/7 | 8/13 | 3/4 |
| **Rams** | **0/0** | **7/8** | **6/7** | **8/13** | **3/4** |
| **Opponents** | **0/0** | **8/8** | **12/13** | **12/14** | **2/4** |

**Jeff Wilkins** (42, 28) (27, 29, 53, 56N) (42N, 43N, 25) (28N) (46, 35, 31) (35N, 32) (31, 29, 44N) (40, 46) (49, 21, 44) (49, 35) (23) ( ) (40N, 50) (48N) (52) (37, 42)

**Opponents** (47N, 34, 32) (40) (54N, 27) ( ) (50, 39B, 32) (43, 42, 23, 31, 36) (38, 48, 45, 43) (35, 45) ( ) (28, 38, 46) (46N, 33, 52N) (41) (27, 38, 32, 46) (44, 50, 25, 46) (21, 29) (23, 33)

| Passing | Att. | Comp. | Yards | Pct. | Yards/Att. | TD | TD% | Int. | Int% | Long | Sack/Lost | Rating |
|---|---|---|---|---|---|---|---|---|---|---|---|---|
| Marc Bulger | 378 | 221 | 2,392 | 58.5% | 6.33 | 11 | 2.9% | 15 | 4.0% | 40 | 37/269 | 70.3 |
| Gus Frerotte | 167 | 94 | 1,014 | 56.3% | 6.07 | 7 | 4.2% | 12 | 7.2% | 38 | 11/59 | 58.3 |
| Brock Berlin | 28 | 17 | 153 | 60.7% | 5.46 | 0 | 0.0% | 1 | 3.6% | 23 | 0/0 | 60.6 |
| Steven Jackson | 1 | 1 | 2 | 100.0% | 2.00 | 1 | 100.0% | 0 | 0.0% | 2t | 0/0 | 118.8 |
| **Rams** | **574** | **333** | **3,561** | **58.0%** | **6.20** | **19** | **3.3%** | **28** | **4.9%** | **40** | **48/328** | **67.0** |
| **Opponents** | **523** | **318** | **3,847** | **60.8%** | **7.36** | **25** | **4.8%** | **18** | **3.4%** | **83** | **31/234** | **85.0** |

# 2006 (8-8) 2nd, NFC West - Scott Linehan

| Date | W/L | Score | Opponent | Attend. |
|---|---|---|---|---|
| 9/10 | W | 18-10 | Denver | (65,577) |
| 9/17 | L | 13-20 | at San Francisco | (67,791) |
| 9/24 | W | 16-14 | at Arizona | (63,278) |
| 10/1 | W | 41-34 | Detroit | (65,563) |
| 10/8 | W | 23-20 | at Green Bay | (70,804) |
| 10/15 | L | 28-30 | Seattle | (65,592) |
| 10/29 | L | 24-38 | at San Diego | (66,598) |
| 11/5 | L | 17-31 | Kansas City | (66,191) |
| 11/12 | L | 22-24 | at Seattle | (68,175) |
| 11/19 | L | 0-15 | at Carolina | (73,348) |
| 11/26 | W | 20-17 | San Francisco | (65,517) |
| 12/3 | L | 20-34 | Arizona | (65,612) |
| 12/11 | L | 27-42 | Chicago | (66,234) |
| 12/17 | W | 20-0 | at Oakland | (50,164) |
| 12/24 | W | 37-31 | Washington (OT) | (62,324) |
| 12/31 | W | 41-21 | at Minnesota | (63,557) |
| Total Attendance | | | | (1,046,325) |

| | Rams | OPP |
|---|---|---|
| **Total First Downs** | **332** | **313** |
| Rushing | 94 | 121 |
| Passing | 212 | 164 |
| Penalty | 26 | 28 |
| 3rd Down Efficiency | 83/222-37.4% | 93/205-45.4% |
| 4th Down Efficiency | 12/18-66.7% | 2/6-33.3% |
| **Possession Avg.** | **31:07** | **28:53** |
| **Total Net Yards** | **5,767** | **5,362** |
| Avg. Per Game | 360.4 | 335.1 |
| Total Plays | 1065 | 962 |
| Avg. Per Play | 5.4 | 5.6 |
| **Net Yards Rushing** | **1,805** | **2,327** |
| Avg. Per Game | 112.8 | 145.4 |
| Total Rushes | 424 | 477 |
| **Net Yards Passing** | **3,962** | **3,035** |
| Avg. Per Game | 247.6 | 189.7 |
| Sacked/Yards Lost | 49/366 | 34/214 |
| Gross Yards | 4,328 | 3,249 |
| Attempts/Completions | 592/371 | 451/266 |
| Completion Pct. | 62.7% | 59.0% |
| Had Intercepted | 8 | 17 |
| **Punts/Average** | **76/42.4** | **67/45.2** |
| Net Avg. | 37.8 | 39.0 |
| **Penalties/Yards** | **116/960** | **92/835** |
| **Fumbles/Ball Lost** | **20/10** | **24/15** |
| **Touchdowns** | **39** | **46** |
| Rushing | 13 | 21 |
| Passing | 24 | 21 |
| Returns | 2 | 4 |

| Score by Periods | 1 | 2 | 3 | 4 | OT | T |
|---|---|---|---|---|---|---|
| **Rams** | 53 | 136 | 74 | 98 | 6 | 367 |
| Opponents | 76 | 106 | 79 | 120 | 0 | 381 |

| Scoring | TD | Ru | Pa | Rt | PAT | FG | S | Pts. |
|---|---|---|---|---|---|---|---|---|
| Jeff Wilkins | 0 | 0 | 0 | 0 | 35/35 | 32/37 | 0 | 131 |
| Steven Jackson | 16 | 13 | 3 | 0 | 0/0 | 0/0 | 0 | 96 |
| Torry Holt | 10 | 0 | 10 | 0 | 0/0 | 0/0 | 0 | 60 |
| Kevin Curtis | 4 | 0 | 4 | 0 | 0/0 | 0/0 | 0 | 24 |
| Isaac Bruce | 3 | 0 | 3 | 0 | 0/0 | 0/0 | 0 | 20 |
| Stephen Davis | 1 | 0 | 1 | 0 | 0/0 | 0/0 | 0 | 6 |
| Joe Klopfenstein | 1 | 0 | 1 | 0 | 0/0 | 0/0 | 0 | 6 |
| Dominique Byrd | 1 | 0 | 1 | 0 | 0/0 | 0/0 | 0 | 6 |
| Victor Adeyanju | 1 | 0 | 0 | b1 | 0/0 | 0/0 | 0 | 6 |
| Ron Bartell | 1 | 0 | 0 | c1 | 0/0 | 0/0 | 0 | 6 |
| Shaun McDonald | 1 | 0 | 1 | 0 | 0/0 | 0/0 | 0 | 6 |
| **Rams** | **39** | **13** | **24** | **2** | **35/35** | **32/37** | **0** | **367** |
| **Opponents** | **46** | **21** | **21** | **4** | **46/46** | **19/24** | **0** | **381** |

**Two Point Conversions:** **Rams** 1/2, Opponents 0/0

**Sacks:** Leonard Little 13.0, La'Roi Glover 5.5, Will Witherspoon 3.0, Pisa Tinoisamoa 2.0, Brandon Chillar 2.0, Raonall Smith 1.5, Oshiomogho Atogwe 1.0, Fakhir Brown 1.0, Victor Adeyanju 1.0, Jimmy Kennedy 1.0, Corey Chavous 1.0, Claude Wroten 1.0, Anthony Hargrove 0.5, Brandon Green 0.5;
**RAMS: 34.0 Opponents: 49.0**

### Usual Starters

| | | | |
|---|---|---|---|
| WR | Torry Holt (16) | LE | Leonard Little (16) |
| LT | Orlando Pace (8)<br>Todd Steussie (7) | NT | Jimmy Kennedy (16) |
| LG | Todd Steussie (8)<br>Mark Setterstrom (6) | UT | La'Roi Glover (16) |
| C | Richie Incognito (12) | RE | Victor Adeyanju (9) |
| RG | Adam Timmerman (13) | WLB | Pisa Tinoisamoa (11) |
| RT | Alex Barron (16) | MLB | Will Witherspoon (16) |
| TE | Joe Klopfenstein (16) | SLB | Brandon Chillar (14) |
| WR | Isaac Bruce (13) | LCB | Travis Fisher (9)<br>Tye Hill (7) |
| QB | Marc Bulger (16) | RCB | Fakhir Brown (14) |
| FB | Madison Hedgecock (9) | SS | Corey Chavous (16) |
| RB | Steven Jackson (16) | FS | O.J. Atogwe (16) |

| Rushing | No. | Yards | Avg. | Long | TD |
|---|---|---|---|---|---|
| Steven Jackson | 346 | 1,528 | 4.4 | 59t | 13 |
| Stephen Davis | 40 | 177 | 4.4 | 16 | 0 |
| Marc Bulger | 18 | 44 | 2.4 | 29 | 0 |
| Matt Turk | 2 | 19 | 9.5 | 16 | 0 |
| Dane Looker | 1 | 13 | 13.0 | 13 | 0 |
| Tony Fisher | 6 | 9 | 1.5 | 4 | 0 |
| Kay-Jay Harris | 3 | 9 | 3.0 | 9 | 0 |
| Kevin Curtis | 4 | 4 | 1.0 | 7 | 0 |
| Madison Hedgecock | 1 | 2 | 2.0 | 2 | 0 |
| Ryan Fitzpatrick | 3 | 0 | 0.0 | 2 | 0 |
| **Rams** | **424** | **1,805** | **4.3** | **59t** | **13** |
| **Opponents** | **477** | **2,327** | **4.9** | **51** | **21** |

| Receiving | No. | Yards | Avg. | Long | TD |
|---|---|---|---|---|---|
| Torry Holt | 93 | 1,188 | 12.8 | 67t | 10 |
| Steven Jackson | 90 | 806 | 9.0 | 64t | 3 |
| Isaac Bruce | 74 | 1,098 | 14.8 | 45 | 3 |
| Kevin Curtis | 40 | 479 | 12.0 | 42 | 4 |
| Joe Klopfenstein | 20 | 226 | 11.3 | 28 | 1 |
| Tony Fisher | 14 | 159 | 11.4 | 49 | 0 |
| Shaun McDonald | 13 | 136 | 10.5 | 28 | 1 |
| Stephen Davis | 12 | 90 | 7.5 | 18 | 1 |
| Madison Hedgecock | 7 | 29 | 4.1 | 7 | 0 |
| Aaron Walker | 5 | 68 | 13.6 | 26 | 0 |
| Dominique Byrd | 2 | 39 | 19.5 | 27t | 1 |
| Kay-Jay Harris | 1 | 10 | 10.0 | 10 | 0 |
| **Rams** | **371** | **4,328** | **11.7** | **67t** | **24** |
| **Opponents** | **266** | **3,249** | **12.2** | **72t** | **21** |

| Interceptions | No. | Yards | Avg. | Long | TD |
|---|---|---|---|---|---|
| Ron Bartell | 3 | 63 | 21.0 | 38t | 1 |
| Tye Hill | 3 | 20 | 6.7 | 14 | 0 |
| Fakhir Brown | 3 | 17 | 5.7 | 20 | 0 |
| Oshiomogho Atogwe | 3 | 8 | 2.7 | 7 | 0 |
| Jerome Carter | 2 | 39 | 19.5 | 36 | 0 |
| Dexter Coakley | 2 | 0 | 0.0 | 0 | 0 |
| Corey Chavous | 1 | 17 | 17.0 | 17 | 0 |
| **Rams** | **17** | **164** | **9.6** | **38t** | **1** |
| **Opponents** | **8** | **118** | **14.8** | **56** | **0** |

| Punting | No. | Yards | Avg. | Net | TB | In20 | Long | Blk. |
|---|---|---|---|---|---|---|---|---|
| Matt Turk | 72 | 3,132 | 43.5 | 38.3 | 5 | 26 | 74 | 1 |
| Jeff Wilkins | 3 | 91 | 30.3 | 27.7 | 0 | 3 | 33 | 0 |
| **Rams** | **76** | **3,223** | **42.4** | **37.8** | **5** | **29** | **74** | **1** |
| **Opponents** | **67** | **3,026** | **45.2** | **39.0** | **9** | **20** | **66** | **0** |

| Punt Returns | No. | FC | Yards | Avg. | Long | TD |
|---|---|---|---|---|---|---|
| Shaun McDonald | 23 | 14 | 172 | 7.5 | 33 | 0 |
| Dane Looker | 7 | 6 | 47 | 6.7 | 10 | 0 |
| Willie Ponder | 0 | 0 | 15 | 0 | 15 | 0 |
| **Rams** | **30** | **20** | **234** | **7.8** | **33** | **0** |
| **Opponents** | **27** | **22** | **247** | **9.1** | **90t** | **1** |

| Kickoff Returns | No. | Yards | Avg. | Long | TD |
|---|---|---|---|---|---|
| Willie Ponder | 26 | 605 | 23.3 | 40 | 0 |
| J.R. Reed | 17 | 346 | 20.4 | 40 | 0 |
| Kevin Curtis | 9 | 188 | 20.9 | 28 | 0 |
| Tony Fisher | 8 | 165 | 20.6 | 26 | 0 |
| Kay-Jay Harris | 4 | 76 | 19.0 | 23 | 0 |
| Paul Smith | 1 | 3 | 3.0 | 3 | 0 |
| **Rams** | **65** | **1,383** | **21.3** | **40** | **0** |
| **Opponents** | **69** | **1,701** | **24.7** | **96t** | **2** |

| Field Goals | 1-19 | 20-29 | 30-39 | 40-49 | 50+ |
|---|---|---|---|---|---|
| Jeff Wilkins | 1/1 | 11/11 | 6/6 | 11/16 | 3/3 |
| **Rams** | **1/1** | **11/11** | **6/6** | **11/16** | **3/3** |
| **Opponents** | **0/0** | **7/7** | **5/7** | **5/8** | **2/2** |

**Jeff Wilkins** (26, 44N, 38, 29, 51, 48, 24) (49, 46N, 40) (26, 47, 21) (42,19, 46, 47, 47N) (31, 26, 20) ( ) (34) (41) (40, 42, 35) ( ) (24, 51) (27, 37) (48N) (24, 34) (21, 41N) (42, 53)

**Opponents** (49) (32, 46N, 20) ( ) (29, 20) (27, 45N, 32) (34N, 49, 49, 54) (31) (42) (38) (40, 34) (24) (23, 20) (37N, 49N) ( ) (52) ( )

| Passing | Att. | Comp. | Yards | Pct. | Yards/Att. | TD | TD% | Int. | Int% | Long | Sack/Lost | Rating |
|---|---|---|---|---|---|---|---|---|---|---|---|---|
| Marc Bulger | 588 | 370 | 4,301 | 62.9% | 7.3 | 24 | 4.1% | 8 | 1.4% | 67t | 49/366 | 92.9 |
| Gus Frerotte | 3 | 1 | 27 | 33.3% | 9.0 | 0 | 0.0% | 0 | 0.0% | 27 | 0/0 | 67.4 |
| Isaac Bruce | 1 | 0 | 0 | 0.0% | 0.0 | 0 | 0.0% | 0 | 0.0% | 0 | 0/0 | 39.6 |
| **Rams** | **592** | **371** | **4,328** | **62.7%** | **7.3** | **24** | **4.1%** | **8** | **1.4%** | **67t** | **49/366** | **92.7** |
| **Opponents** | **451** | **266** | **3,249** | **59.0%** | **7.2** | **21** | **4.7%** | **17** | **3.8%** | **72t** | **34/214** | **81.1** |

# 2005 (6-10) 2nd, NFC West - M. Martz (5), J. Vitt (11)

| Date | W/L | Score | Opponent | Attend. |
|---|---|---|---|---|
| 9/11 | L | 25-28 | at San Francisco | (67,918) |
| 9/18 | W | 17-12 | at Arizona | (45,160) |
| 9/25 | W | 31-27 | Tennessee | (65,835) |
| 10/2 | L | 24-44 | at New York Giants | (78,453) |
| 10/9 | L | 31-37 | Seattle | (65,707) |
| 10/17 | L | 28-45 | at Indianapolis | (57,307) |
| 10/23 | W | 28-17 | New Orleans | (64,586) |
| 10/30 | W | 24-21 | Jacksonville | (65,251) |
| 11/13 | L | 16-31 | at Seattle | (67,192) |
| 11/20 | L | 28-38 | Arizona | (65,750) |
| 11/27 | W | 33-27 | at Houston (OT) | (70,010) |
| 12/4 | L | 9-24 | Washington | (65,701) |
| 12/11 | L | 13-27 | at Minnesota | (64,005) |
| 12/18 | L | 16-17 | Philadelphia | (65,382) |
| 12/24 | L | 20-24 | San Francisco | (65,473) |
| 1/1/06 | W | 20-10 | at Dallas | (63,131) |
| Total | | | | (1,036,861) |

| | Rams | OPP |
|---|---|---|
| **Total First Downs** | **314** | **321** |
| Rushing | 82 | 116 |
| Passing | 209 | 178 |
| Penalty | 23 | 27 |
| 3rd Down Efficiency | 77-211-36.5% | 80-199-40.2% |
| 4th Down Efficiency | 14-21-66.7% | 2-9-22.2% |
| **Time of Poss. Avg.** | **30:14** | **29:46** |
| **Total Net Yards** | **5,571** | **5,602** |
| Avg. Per Game | 348.2 | 350.1 |
| Total Plays | 1025 | 1007 |
| Avg. Per Play | 5.4 | 5.6 |
| **Net Yards Rushing** | **1,535** | **2,178** |
| Avg. Per Game | 95.9 | 136.1 |
| Total Rushes | 380 | 459 |
| **Net Yards Passing** | **4,036** | **3,424** |
| Avg. Per Game | 252.3 | 214.0 |
| Sacked/Yards Lost | 46/315 | 41/195 |
| Gross Yards | 4351 | 3619 |
| Att-Comp-Int | 599-392-24 | 507-314-13 |
| Completion Pct. | 65.4% | 61.9% |
| **Punts/Average** | **73/41.2** | **68/40.0** |
| Net Avg. | 33.9 | 36.0 |
| **Penalties/Yards** | **131/941** | **117/1,066** |
| **Fumbles/Ball Lost** | **24/13** | **27/14** |
| **Touchdowns** | **40** | **50** |
| Rushing | 13 | 22 |
| Passing | 23 | 26 |
| Returns | 4 | 2 |

| Score by Periods | 1 | 2 | 3 | 4 | OT | T |
|---|---|---|---|---|---|---|
| **Rams** | 67 | 123 | 54 | 113 | 6 | 363 |
| Opponents | 110 | 124 | 92 | 103 | 0 | 429 |

| Scoring | TD | Ru | Pa | Rt | PAT | FG | S | Pts. |
|---|---|---|---|---|---|---|---|---|
| Jeff Wilkins | 0 | 0 | 0 | 0 | 36-36 | 27-31 | 0 | 117 |
| Steven Jackson | 10 | 8 | 2 | 0 | 0-0 | 0-0 | 0 | 60 |
| Torry Holt | 9 | 0 | 9 | 0 | 0-0 | 0-0 | 0 | 54 |
| Kevin Curtis | 7 | 1 | 6 | 0 | 0-0 | 0-0 | 0 | 42 |
| Isaac Bruce | 3 | 0 | 3 | 0 | 0-0 | 0-0 | 0 | 18 |
| Ryan Fitzpatrick | 2 | 2 | 0 | 0 | 0-0 | 0-0 | 0 | 12 |
| Marshall Faulk | 1 | 0 | 1 | 0 | 0-0 | 0-0 | 1 | 8 |
| Arlen Harris | 1 | 1 | 0 | 0 | 0-0 | 0-0 | 1 | 8 |
| Chris Johnson | 1 | 0 | 0 | 1 | 0-0 | 0-0 | 0 | 6 |
| Brandon Manumaleuna | 1 | 0 | 1 | 0 | 0-0 | 0-0 | 0 | 6 |
| Adam Archuleta | 1 | 0 | 0 | 1 | 0-0 | 0-0 | 0 | 6 |
| AveionCason | 1 | 1 | 0 | 0 | 0-0 | 0-0 | 0 | 6 |
| Mike Furrey | 1 | 0 | 0 | 1 | 0-0 | 0-0 | 0 | 6 |
| Brandon Chillar | 1 | 0 | 0 | 1 | 0-0 | 0-0 | 0 | 6 |
| Cam Cleeland | 1 | 0 | 1 | 0 | 0-0 | 0-0 | 0 | 6 |
| **Rams** | **40** | **13** | **23** | **4** | **36-36** | **27-31** | **2** | **363** |
| **Opponents** | **50** | **22** | **26** | **2** | **49-49** | **26-33** | **1** | **429** |

**Two Point Conversions:** Rams 2/3, Opponents 1/1

**Sacks:** Leonard Little 9.5, Anthony Hargrove 6.5, Adam Archuleta 3.5, Brandon Green 3.0, Jimmy Kennedy 3.0, Tyoka Jackson 2.5, Corey Ivy 2.0, Ryan Pickett 2.0, Dexter Coakley 2.0, Pisa Tinoisamoa 1.5, Damione Lewis 1.0, O.J. Atogwe 1.0, Chris Claiborne 0.5;
**Rams: 38.0, Opponents: 46.0**

**Usual Starters**

| | | | |
|---|---|---|---|
| WR | Torry Holt (14) | LE | Leonard Little (14) |
| LT | Orlando Pace (16) | NT | Ryan Pickett (16) |
| LG | Claude Terrell (10) | DT | Jimmy Kennedy (9) |
| C | Andy McCollum (16) | RE | Anthony Hargrove (15) |
| RG | Adam Timmerman (16) | WLB | Pisa Tinoisamoa (15) |
| RT | Alex Barron (11) | MLB | Chris Claiborne (7) |
| TE | Brandon Manumaleuna (16) | SLB | Dexter Coakley (9) |
| WR | Isaac Bruce (10) | LCB | DeJuan Groce (15) |
| QB | Marc Bulger (8) | RCB | Travis Fisher (8) |
| | | | Ron Bartell (7) |
| FB | Madison Hedgecock (7) | SS | Adam Archuleta (14) |
| RB | Steven Jackson (15) | FS | Mike Furrey (11) |

| Rushing | No. | Yards | Avg. | Long | TD |
|---|---|---|---|---|---|
| Steven Jackson | 254 | 1,046 | 4.1 | 51 | 8 |
| Marshall Faulk | 65 | 292 | 4.5 | 20 | 0 |
| Aveion Cason | 10 | 65 | 6.5 | 14 | 1 |
| Ryan Fitzpatrick | 14 | 64 | 4.6 | 14t | 2 |
| Marc Bulger | 9 | 29 | 3.2 | 9 | 0 |
| Arlen Harris | 13 | 21 | 1.6 | 10 | 1 |
| Shaun McDonald | 1 | 7 | 7.0 | 7 | 0 |
| Jamie Martin | 9 | 6 | 0.7 | 9 | 0 |
| Kevin Curtis | 1 | 5 | 5.0 | 5t | 1 |
| Brandon Manumaleuna | 1 | 2 | 2.0 | 2 | 0 |
| Torry Holt | 1 | 2 | 2.0 | 2 | 0 |
| Madison Hedgecock | 1 | 0 | 0.0 | 0 | 0 |
| Jeff Wilkins | 1 | -4 | -4.0 | -4 | 0 |
| **Rams** | **380** | **1,535** | **4.0** | **51** | **13** |
| **Opponents** | **459** | **2,178** | **4.7** | **73t** | **22** |

| Receiving | No. | Yards | Avg. | Long | TD |
|---|---|---|---|---|---|
| Torry Holt | 102 | 1,331 | 13.0 | 44 | 9 |
| Kevin Curtis | 60 | 801 | 13.4 | 83t | 6 |
| Shaun McDonald | 46 | 523 | 11.4 | 31 | 0 |
| Marshall Faulk | 44 | 291 | 6.6 | 18 | 1 |
| Steven Jackson | 43 | 320 | 7.4 | 27 | 2 |
| Isaac Bruce | 36 | 525 | 14.6 | 46t | 3 |
| Dane Looker | 23 | 237 | 10.3 | 23 | 0 |
| Brandon Manumaleuna | 13 | 129 | 9.9 | 33 | 1 |
| Madison Hedgecock | 9 | 69 | 7.7 | 15 | 0 |
| Cam Cleeland | 5 | 17 | 3.4 | 9t | 1 |
| Arlen Harris | 4 | 34 | 8.5 | 17 | 0 |
| Roland Williams | 3 | 21 | 7.0 | 12 | 0 |
| Jeff Robinson | 1 | 28 | 28.0 | 28 | 0 |
| Dominique Thompson | 1 | 13 | 13.0 | 13 | 0 |
| Aveion Cason | 1 | 11 | 11.0 | 11 | 0 |
| Marc Bulger | 1 | 1 | 1.0 | 1 | 0 |
| **Rams** | **392** | **4,351** | **11.1** | **83t** | **23** |
| **Opponents** | **314** | **3,619** | **11.5** | **52** | **26** |

| Interceptions | No. | Yards | Avg. | Long | TD |
|---|---|---|---|---|---|
| Mike Furrey | 4 | 143 | 35.8 | 67t | 1 |
| Pisa Tinoisamoa | 2 | 35 | 17.5 | 20 | 0 |
| DeJuan Groce | 2 | 0 | 0.0 | 0 | 0 |
| Adam Archuleta | 1 | 85 | 85.0 | 85t | 1 |
| O.J. Atogwe | 1 | 42 | 42.0 | 42 | 0 |
| Michael Hawthorne | 1 | 24 | 24.0 | 24 | 0 |
| Corey Ivy | 1 | 19 | 19.0 | 19 | 0 |
| Dexter Coakley | 1 | 16 | 16.0 | 16 | 0 |
| **Rams** | **13** | **364** | **28.0** | **85t** | **2** |
| **Opponents** | **24** | **268** | **11.2** | **37** | **0** |

| Punting | No. | Yards | Avg. | TB | In20 | Long | Blk. |
|---|---|---|---|---|---|---|---|
| Bryan Barker | 50 | 2,137 | 42.7 | 4 | 13 | 63 | 0 |
| Reggie Hodges | 22 | 836 | 38.0 | 1 | 3 | 55 | 0 |
| Jeff Wilkins | 1 | 35 | 35.0 | 1 | 0 | 35 | 0 |
| **Rams** | **73** | **3,008** | **41.2** | **6** | **16** | **63** | **0** |
| **Opponents** | **67** | **2,722** | **40.0** | **5** | **18** | **55** | **1** |

| Punt Returns | No. | FC | Yards | Avg. | Long | TD |
|---|---|---|---|---|---|---|
| Dane Looker | 8 | 2 | 69 | 8.6 | 17 | 0 |
| Shaun McDonald | 8 | 6 | 33 | 4.1 | 14 | 0 |
| David Allen | 7 | 6 | 38 | 5.4 | 12 | 0 |
| Mike Furrey | 4 | 2 | 28 | 7.0 | 13 | 0 |
| Terry Fair | 3 | 6 | 7 | 2.3 | 8 | 0 |
| O.J. Atogwe | 0 | 1 | 0 | 0 | 0 | 0 |
| **Rams** | **30** | **23** | **175** | **5.8** | **17** | **0** |
| **Opponents** | **39** | **14** | **410** | **10.5** | **75t** | **1** |

| Kickoff Returns | No. | Yards | Avg. | Long | TD |
|---|---|---|---|---|---|
| Chris Johnson | 38 | 857 | 22.6 | 99t | 1 |
| David Allen | 23 | 472 | 20.5 | 32 | 0 |
| Terry Fair | 10 | 182 | 18.2 | 35 | 0 |
| Aveion Cason | 2 | 48 | 24.0 | 29 | 0 |
| Arlen Harris | 1 | 21 | 21.0 | 21 | 0 |
| **Rams** | **74** | **1,580** | **21.4** | **99t** | **1** |
| **Opponents** | **70** | **1,781** | **25.4** | **90** | **0** |

| Field Goals | 1-19 | 20-29 | 30-39 | 40-49 | 50+ |
|---|---|---|---|---|---|
| Jeff Wilkins | 0-0 | 6-7 | 8-8 | 9-11 | 4-5 |
| **Rams** | **0-0** | **6-7** | **8-8** | **9-11** | **4-5** |
| **Opponents** | **0-0** | **7-7** | **13-13** | **4-11** | **2-2** |

**Jeff Wilkins** (30, 41, 33, 41) (29) (46) (37, 48N) (40) (29, 49) (48N) (41) (31, 36, 39) (47, 32) (37, 47) ( ) (51, 23) (26, 53, 28) (50, 51) (49, 27N, 53N, 20)

**Opponents** ( ) (29, 26, 48, 35) (41, 39) (38, 32, 23) (34, 44, 28) (48N, 22) (45B, 22) (49N, 44N) (31) (32, 33, 51) (39, 46N, 35) (45N, 38) (37, 44) (31) (56) (22, 47N)

| Passing | Att. | Comp. | Yards | Pct. | Yards/Att. | TD | TD% | Int. | Int% | Long | Sack/Lost | Rating |
|---|---|---|---|---|---|---|---|---|---|---|---|---|
| Marc Bulger | 287 | 192 | 2,297 | 66.9% | 8.0 | 14 | 4.9% | 9 | 3.1% | 57t | 26/188 | 94.4 |
| Jamie Martin | 177 | 124 | 1,277 | 70.1% | 7.2 | 5 | 2.8% | 7 | 4.0% | 83t | 11/78 | 83.5 |
| Ryan Fitzpatrick | 135 | 76 | 777 | 56.3% | 5.8 | 4 | 3.0% | 8 | 5.9% | 56t | 9/49 | 58.2 |
| **Rams** | **599** | **392** | **4,351** | **65.4%** | **7.3** | **23** | **3.8%** | **24** | **4.0%** | **83t** | **46/315** | **83.0** |
| **Opponents** | **507** | **314** | **3,619** | **61.9%** | **7.1** | **26** | **5.1%** | **13** | **2.6%** | **52** | **41/195** | **89.9** |

# 2004 (8-8) 2nd, NFC West - Mike Martz

| Date | W/L | Score | Opponent | Attend. |
|---|---|---|---|---|
| 9/12 | W | 17-10 | Arizona | (65,538) |
| 9/19 | L | 17-34 | at Atlanta | (70,882) |
| 9/26 | L | 25-28 | New Orleans (OT) | (65,856) |
| 10/3 | W | 24-14 | at San Francisco | (66,696) |
| 10/10 | W | 33-27 | at Seattle | (66,940) |
| 10/18 | W | 28-21 | Tampa Bay | (66,040) |
| 10/24 | L | 14-31 | at Miami | (72,945) |
| 11/7 | L | 22-40 | New England | (66,107) |
| 11/14 | W | 23-12 | Seattle | (66,044) |
| 11/21 | L | 17-37 | at Buffalo | (72,393) |
| 11/29 | L | 17-45 | at Green Bay | (70,385) |
| 12/5 | W | 16-6 | San Francisco | (65,793) |
| 12/12 | L | 7-20 | at Carolina | (73,306) |
| 12/19 | L | 7-31 | at Arizona | (40,070) |
| 12/27 | W | 20-7 | Philadelphia | (66,129) |
| 1/2 | W | 32-29 | New York Jets (OT) | (65,877) |
| **1/8** | **W** | **27-20** | **at Seattle*** | **(65,397)** |
| **1/15** | **L** | **17-47** | **at Atlanta^** | **(70,709)** |
| Total Attendance | | | | (1,197,107) |

*** Denotes NFC Wild Card game**
**^ Denotes NFC Divisional game**

| | Rams | OPP |
|---|---|---|
| **First Downs** | **321** | **311** |
| Rushing | 96 | 118 |
| Passing | 203 | 172 |
| Penalty | 22 | 21 |
| 3rd Down Eff. | 89-211-42.2% | 76-209-36.4% |
| 4th Down Eff. | 13-19-68.4% | 12-17-70.6% |
| **Time of Poss. Avg.** | **31:05** | **28:55** |
| **Total Net Yards** | **5,877** | **5,353** |
| Avg./Game | 367.3 | 334.6 |
| Total Plays | 1011 | 1006 |
| Avg./Play | 5.8 | 5.3 |
| **Net Yards Rushing** | **1,624** | **2,179** |
| Avg./Game | 101.5 | 136.2 |
| Total Rushes | 381 | 480 |
| **Net Yards Passing** | **4,253** | **3,174** |
| Avg./Game | 265.8 | 198.4 |
| Sacked/Yards Lost | 50/362 | 34/241 |
| Gross Yards | 4615 | 3415 |
| Att.-Comp.-Int. | 580-372-22 | 492-292-6 |
| Completion Pct. | 64.1 | 59.3 |
| **Punts/Average** | **68/41.9** | **71/42.5** |
| **Net Avg.** | **68/34.0** | **71/37.6** |
| **Penalties/Yards** | **127/993** | **109/827** |
| **Fumbles/Ball Lost** | **27/17** | **18/9** |
| **Touchdowns** | **37** | **43** |
| Rushing | 11 | 13 |
| Passing | 23 | 24 |
| Returns | 3 | 6 |

| Score by Periods | 1 | 2 | 3 | 4 | OT | T |
|---|---|---|---|---|---|---|
| **Rams** | 69 | 115 | 40 | 86 | 9 | 319 |
| Opponents | 78 | 127 | 90 | 94 | 3 | 392 |

| Scoring | TD | Ru | Pa | Rt | PAT | FG | S | Pts. |
|---|---|---|---|---|---|---|---|---|
| Jeff Wilkins | 0 | 0 | 0 | 0 | 32-32 | 19-24 | 0 | 89 |
| Torry Holt | 10 | 0 | 10 | 0 | 0-0 | 0-0 | 0 | 60 |
| Isaac Bruce | 6 | 0 | 6 | 0 | 0-0 | 0-0 | 0 | 36 |
| Marshall Faulk | 4 | 3 | 1 | 0 | 0-0 | 0-0 | 2 | 28 |
| Steven Jackson | 4 | 4 | 0 | 0 | 0-0 | 0-0 | 1 | 26 |
| Shaun McDonald | 3 | 0 | 3 | 0 | 0-0 | 0-0 | 0 | 18 |
| Marc Bulger | 3 | 3 | 0 | 0 | 0-0 | 0-0 | 0 | 18 |
| Kevin Curtis | 2 | 0 | 2 | 0 | 0-0 | 0-0 | 1 | 14 |
| Leonard Little | 2 | 0 | 0 | 2 | 0-0 | 0-0 | 0 | 12 |
| Joey Goodspeed | 1 | 1 | 0 | 0 | 0-0 | 0-0 | 0 | 6 |
| Brandon Manumaleuna | 1 | 0 | 1 | 0 | 0-0 | 0-0 | 0 | 6 |
| Adam Archuleta | 1 | 0 | 0 | 1 | 0-0 | 0-0 | 0 | 6 |
| **Rams** | **37** | **11** | **23** | **3** | **32-32** | **19-24** | **4** | **319** |
| **Opponents** | **43** | **13** | **24** | **6** | **39-39** | **31-36** | **1** | **392** |

**Two Point Conversions:** Rams 4/4, Opponents 1/4

**Sacks:** Travis Fisher 8.5, Leonard Little 7.0, Damione Lewis 5.0, Tyoka Jackson 4.0, Adam Archuleta 2.0, Ryan Pickett 2.0, Tommy Polley 2.0, Pisa Tinoisamoa 1.5, Anthony Hargrove 1.0, Erik Flowers 1.0,
**RAMS: 34.0, Opponents: 50.0**

**Usual Starters**

| | | | |
|---|---|---|---|
| WR | Torry Holt (16) | LE | Leonard Little (16) |
| LT | Orlando Pace (16) | NT | Ryan Pickett (16) |
| LG | Tom Nütten (6) | DT | Damione Lewis (10) |
| C | Andy McCollum (16) | RE | Bryce Fisher (14) |
| RG | Adam Timmerman (16) | WLB | Pisa Tinoisamoa (16) |
| RT | Grant Williams (11) | MLB | Robert Thomas (11) |
| TE | Brandon Manumaleuna (16) | SLB | Tommy Polley (13) |
| WR | Isaac Bruce (16) | LCB | Jerametrius Butler (16) |
| QB | Marc Bulger (14) | RCB | Travis Fisher (10) |
| FB | Joey Goodspeed (5) | SS | Adam Archuleta (14) |
| RB | Marshall Faulk (14) | FS | Aeneas Williams (9) |

| Rushing | No. | Yards | Avg. | Long | TD |
|---|---|---|---|---|---|
| Marshall Faulk | 195 | 774 | 4.0 | 40 | 3 |
| Steven Jackson | 134 | 673 | 5.0 | 48 | 4 |
| Marc Bulger | 19 | 89 | 4.7 | 19t | 3 |
| Arlen Harris | 20 | 63 | 3.2 | 14 | 0 |
| Kevin Curtis | 3 | 24 | 8.0 | 15 | 0 |
| Joey Goodspeed | 3 | 6 | 2.0 | 2t | 1 |
| Chris Chandler | 1 | 2 | 2.0 | 2 | 0 |
| Shaun McDonald | 4 | 0 | 0.0 | 7 | 0 |
| Cam Cleeland | 1 | -2 | -2.0 | -2 | 0 |
| Jeff Wilkins | 1 | -5 | -5.0 | -5 | 0 |
| **Rams** | **381** | **1,624** | **4.3** | **48** | **11** |
| **Opponents** | **480** | **2,179** | **4.5** | **42t** | **13** |

| Receiving | No. | Yards | Avg. | Long | TD |
|---|---|---|---|---|---|
| Torry Holt | 94 | 1,372 | 14.6 | 75t | 10 |
| Isaac Bruce | 89 | 1,292 | 14.5 | 56 | 6 |
| Marshall Faulk | 50 | 310 | 6.2 | 25 | 1 |
| Shaun McDonald | 37 | 494 | 13.4 | 52t | 3 |
| Kevin Curtis | 32 | 421 | 13.2 | 41t | 2 |
| Steven Jackson | 19 | 189 | 9.9 | 28 | 0 |
| Brandon Manumaleuna | 15 | 174 | 11.6 | 48 | 1 |
| Dane Looker | 13 | 183 | 14.1 | 29 | 0 |
| Joey Goodspeed | 11 | 71 | 6.5 | 13 | 0 |
| Cam Cleeland | 7 | 57 | 8.1 | 15 | 0 |
| Arlen Harris | 4 | 44 | 11.0 | 21 | 0 |
| Mike Furrey | 1 | 8 | 8.0 | 8 | 0 |
| **Rams** | **372** | **4,615** | **12.4** | **75t** | **23** |
| **Opponents** | **292** | **3,415** | **11.7** | **71t** | **24** |

| Interceptions | No. | Yards | Avg. | Long | TD |
|---|---|---|---|---|---|
| Jerametrius Butler | 5 | 15 | 3.0 | 10 | 0 |
| Travis Fisher | 1 | 30 | 30.0 | 30 | 0 |
| **Rams** | **6** | **45** | **7.5** | **30** | **0** |
| **Opponents** | **22** | **191** | **8.7** | **38t** | **1** |

| Punting | No. | Yards | Avg. | TB | In20 | Long | Blk. |
|---|---|---|---|---|---|---|---|
| Sean Landeta | 40 | 1,733 | 43.3 | 3 | 9 | 63 | 0 |
| Kevin Stemke | 28 | 1,115 | 39.8 | 3 | 12 | 56 | 0 |
| **Rams** | **68** | **2,848** | **41.9** | **6** | **21** | **63** | **0** |
| **Opponents** | **71** | **3,014** | **42.5** | **10** | **17** | **65** | **0** |

| Punt Returns | No. | FC | Yards | Avg. | Long | TD |
|---|---|---|---|---|---|---|
| Shaun McDonald | 30 | 18 | 143 | 4.8 | 39 | 0 |
| **Rams** | **30** | **18** | **143** | **4.8** | **39** | **0** |
| **Opponents** | **35** | **17** | **416** | **11.9** | **86t** | **1** |

| Kickoff Returns | No. | Yards | Avg. | Long | TD |
|---|---|---|---|---|---|
| Arlen Harris | 47 | 951 | 20.2 | 29 | 0 |
| Aveion Cason | 14 | 310 | 22.1 | 31 | 0 |
| Mike Furrey | 8 | 157 | 19.6 | 23 | 0 |
| Steven Jackson | 4 | 79 | 19.8 | 23 | 0 |
| Dwight Anderson | 4 | 71 | 17.8 | 25 | 0 |
| Brandon Manumaleuna | 2 | 13 | 6.5 | 13 | 0 |
| DeJuan Groce | 1 | 15 | 15.0 | 15 | 0 |
| Joey Goodspeed | 1 | 9 | 9.0 | 9 | 0 |
| Erik Flowers | 1 | 0 | 0.0 | 0 | 0 |
| Marshall Faulk | 1 | 0 | 0.0 | 0 | 0 |
| Rich Coady | 1 | -1 | -1.0 | -1 | 0 |
| **Rams** | **84** | **1,604** | **19.1** | **31** | **0** |
| **Opponents** | **66** | **1,680** | **25.5** | **94t** | **1** |

| Field Goals | 1-19 | 20-29 | 30-39 | 40-49 | 50+ |
|---|---|---|---|---|---|
| Jeff Wilkins | 0/0 | 7/7 | 5/6 | 3/6 | 4/5 |
| **Rams** | **0/0** | **7/7** | **5/6** | **3/6** | **4/5** |
| **Opponents** | **0/0** | **8/8** | **11/12** | **9/11** | **3/5** |

**Jeff Wilkins** (50, 28, 22) (46) (53) (20, 33N) (39, 36) (56N, 44N) ( )( ) (36, 47, 23) (41) (42N, 34) (29, 52, 52) ( ) ( ) (44N, 28, 29) (31)

**Opponents** (22) (35, 25) (52, 53, 39, 51N, 38, 31) ( ) (48, 43N, 34) (35N, 48N) (43) (43, 31, 45, 36) (28, 30, 45, 41) (21, 35, 33) (27) (51, 40) (27, 20) (48) ( ) (47, 33, 27, 53N)

| Passing | Att. | Comp. | Yards | Pct. | Yards/Att. | TD | TD% | Int. | Int% | Long | Sack/Lost | Rating |
|---|---|---|---|---|---|---|---|---|---|---|---|---|
| Marc Bulger | 485 | 321 | 3,964 | 66.2% | 8.2 | 21 | 4.3% | 14 | 2.9% | 56 | 41/302 | 93.7 |
| Chris Chandler | 62 | 35 | 463 | 56.5% | 7.5 | 2 | 3.2% | 8 | 12.9% | 75t | 7/54 | 51.4 |
| Jamie Martin | 30 | 16 | 188 | 53.3% | 6.3 | 0 | 0.0% | 0 | 0.0% | 26 | 2/6 | 72.7 |
| Isaac Bruce | 2 | 0 | 0 | 0.0% | 0.0 | 0 | 0.0% | 0 | 0.0% | 0 | 0/0 | 39.6 |
| Jeff Wilkins | 1 | 0 | 0 | 0.0% | 0.0 | 0 | 0.0% | 0 | 0.0% | 0 | 0/0 | 39.6 |
| **Rams** | **580** | **372** | **4,615** | **64.1%** | **8.0** | **23** | **4.0%** | **22** | **3.8%** | **75t** | **50-362** | **86.1** |
| **Opponents** | **492** | **292** | **3,415** | **59.3%** | **6.9** | **24** | **4.9%** | **6** | **1.2%** | **71t** | **34-241** | **91.6** |

# 2003 (12-4) 1st, NFC West - Mike Martz

| Date | W/L | Score | Opponent | Attend. |
|---|---|---|---|---|
| 9/7 | L | 13-23 | at New York Giants | (78,666) |
| 9/14 | W | 27-24 | San Francisco (OT) | (65,990) |
| 9/21 | L | 23-24 | at Seattle | (65,841) |
| 9/28 | W | 37-13 | Arizona | (65,758) |
| 10/13 | W | 36-0 | Atlanta | (66,075) |
| 10/19 | W | 34-24 | Green Bay | (66,201) |
| 10/26 | W | 33-21 | at Pittsburgh | (62,655) |
| 11/2 | L | 10-30 | at San Francisco | (67,812) |
| 11/9 | W | 33-22 | Baltimore | (66,085) |
| 11/16 | W | 23-21 | at Chicago | (61,820) |
| 11/23 | W | 30-27 | at Arizona (OT) | (42,089) |
| 11/30 | W | 48-17 | Minnesota | (66,134) |
| 12/8 | W | 26-20 | at Cleveland | (73,108) |
| 12/14 | W | 27-22 | Seattle | (66,152) |
| 12/21 | W | 27-10 | Cincinnati | (66,061) |
| 12/28 | L | 20-30 | at Detroit | (61,006) |
| **1/10** | **L** | **23-29** | **Carolina (2OT)^** | **(66,165)** |
| Total Attendance | | | | (1,107,618) |

**^ Denotes NFC Divisional game**

| | Rams | OPP |
|---|---|---|
| **First Downs** | **335** | **272** |
| Rushing | 97 | 92 |
| Passing | 211 | 164 |
| Penalty | 27 | 16 |
| 3rd Down Efficiency | 92-216-42.6% | 75-209-35.9% |
| 4th Down Efficiency | 7-15-46.7% | 9-21-42.9% |
| Time of Poss. Avg. | 31:53 | 28:07 |
| **Total Net Yards** | **5,457** | **5,052** |
| Avg./Game | 341.1 | 315.8 |
| Total Plays | 1054 | 964 |
| Avg./Play | 5.2 | 5.2 |
| **Net Yards Rushing** | **1,496** | **1,980** |
| Avg./Game | 93.5 | 123.8 |
| Total Rushes | 411 | 412 |
| **Net Yards Passing** | **3,961** | **3,072** |
| Avg./Game | 247.6 | 192.0 |
| Sacked/Yds. Lost | 43-326 | 42-291 |
| Gross Yards | 4287 | 3363 |
| Att-Comp-Int | 600-377-23 | 510-296-24 |
| Comp. % | 62.8 | 58.0 |
| **Punts/Avg.** | **59-42.8** | **74-41.1** |
| **Net Avg.** | **32.9** | **34.6** |
| **Penalties/Yards** | **92-667** | **114-882** |
| **Fumbles/ Ball Lost** | **33-16** | **31-22** |
| **Touchdowns** | **47** | **39** |
| Rushing | 19 | 9 |
| Passing | 23 | 23 |
| Returns | 5 | 7 |

| Score by Periods | 1 | 2 | 3 | 4 | OT | T |
|---|---|---|---|---|---|---|
| **Rams** | 123 | 120 | 76 | 122 | 6 | 447 |
| Opponents | 67 | 117 | 82 | 62 | 0 | 328 |

| Scoring | TD | Ru | Pa | Rt | PAT | FG | S | Pts. |
|---|---|---|---|---|---|---|---|---|
| Jeff Wilkins | 0 | 0 | 0 | 0 | 46-46 | 39-42 | 0 | 163 |
| Torry Holt | 12 | 0 | 12 | 0 | 0 | 0 | 0 | 72 |
| Marshall Faulk | 11 | 10 | 1 | 0 | 0 | 0 | 0 | 66 |
| Isaac Bruce | 5 | 0 | 5 | 0 | 0 | 0 | 0 | 30 |
| Marc Bulger | 4 | 4 | 0 | 0 | 0 | 0 | 0 | 24 |
| Arlen Harris | 4 | 4 | 0 | 0 | 0 | 0 | 0 | 24 |
| Dane Looker | 3 | 0 | 3 | 0 | 0 | 0 | 0 | 18 |
| Travis Fisher | 2 | 0 | 0 | 2 | 0 | 0 | 0 | 12 |
| Brandon Manumaleuna | 2 | 0 | 2 | 0 | 0 | 0 | 0 | 12 |
| Aeneas Williams | 2 | 0 | 0 | 2 | 0 | 0 | 0 | 12 |
| Adam Archuleta | 1 | 0 | 0 | 1 | 0 | 0 | 0 | 6 |
| Lamar Gordon | 1 | 1 | 0 | 0 | 0 | 0 | 0 | 6 |
| Grant Wistrom | 0 | 0 | 0 | 0 | 0 | 0 | 1 | 2 |
| **Rams** | **47** | **19** | **23** | **5** | **46-46** | **39-42** | **1** | **447** |
| **Opponents** | **39** | **9** | **23** | **7** | **35-36** | **19-24** | **1** | **328** |

**Two Point Conversions:** Rams 0-1, Opponents 0-3

**Sacks:** Leonard Little 12.5, Grant Wistrom 7.5, Tyoka Jackson 5.5, Adam Archuleta 5.0, Robert Thomas 2.0, Pisa Tinoisamoa 2.0, Brian Young 2.0, Bryce Fisher 2.0, Aeneas Williams 1.0, Ryan Pickett 1.0, Jamie Duncan 1.0, Damione Lewis 0.5

**RAMS 42.0, Opponents 43.0**

**Usual Starters**

| | | | |
|---|---|---|---|
| WR | Torry Holt (15) | LE | Leonard Little (12) |
| LT | Orlando Pace (16) | NT | Ryan Pickett (13) |
| LG | Andy McCollum (16) | DT | Brian Young (9) |
| C | Dave Wohlabaugh (16) | RE | Grant Wistrom (16) |
| RG | Adam Timmerman (16) | WLB | Pisa Tinoisamoa (14) |
| RT | Kyle Turley (16) | MLB | Robert Thomas (8) |
| TE | Brandon Manumaleuna (15) | SLB | Tommy Polley (13) |
| WR | Isaac Bruce (15) | LCB | Jerametrius Butler (15) |
| QB | Marc Bulger (15) | RCB | Travis Fisher (15) |
| FB | Joey Goodspeed (4) | SS | Adam Archuleta (13) |
| RB | Marshall Faulk (11) | FS | Aeneas Williams (15) |

| Rushing | No. | Yards | Avg. | Long | TD |
|---|---|---|---|---|---|
| Marshall Faulk | 209 | 818 | 3.9 | 52 | 10 |
| Lamar Gordon | 71 | 298 | 4.2 | 20 | 1 |
| Arlen Harris | 85 | 255 | 3.0 | 18 | 4 |
| Marc Bulger | 29 | 75 | 2.6 | 28 | 4 |
| Isaac Bruce | 2 | 17 | 8.5 | 14 | 0 |
| Brandon Manumaleuna | 4 | 15 | 3.8 | 8 | 0 |
| Shaun McDonald | 2 | 7 | 3.5 | 5 | 0 |
| Jeff Wilkins | 1 | 7 | 7.0 | 7 | 0 |
| Mike Furrey | 3 | 5 | 1.7 | 2 | 0 |
| Torry Holt | 1 | 5 | 5.0 | 5 | 0 |
| Kurt Warner | 1 | 0 | 0.0 | 0 | 0 |
| Chris Massey | 1 | -1 | -1.0 | -1 | 0 |
| Cam Cleeland | 2 | -5 | -2.5 | 0 | 0 |
| **Rams** | **411** | **1,496** | **3.6** | **52** | **19** |
| **Opponents** | **412** | **1,980** | **4.8** | **76t** | **9** |

| Receiving | No. | Yards | Avg. | Long | TD |
|---|---|---|---|---|---|
| Torry Holt | 117 | 1,696 | 14.5 | 48 | 12 |
| Isaac Bruce | 69 | 981 | 14.2 | 41 | 5 |
| Dane Looker | 47 | 495 | 10.5 | 41 | 3 |
| Marshall Faulk | 45 | 290 | 6.4 | 30 | 1 |
| Brandon Manumaleuna | 29 | 238 | 8.2 | 39 | 2 |
| Mike Furrey | 20 | 189 | 9.5 | 24 | 0 |
| Arlen Harris | 15 | 102 | 6.8 | 26 | 0 |
| Cam Cleeland | 10 | 145 | 14.5 | 29 | 0 |
| Shaun McDonald | 10 | 62 | 6.2 | 13 | 0 |
| Lamar Gordon | 8 | 59 | 7.4 | 21 | 0 |
| Kevin Curtis | 4 | 13 | 3.3 | 8 | 0 |
| John St. Clair | 1 | 18 | 18.0 | 18 | 0 |
| Spencer Nead | 1 | 6 | 6.0 | 6 | 0 |
| Adam Timmerman | 1 | -7 | -7.0 | -7 | 0 |
| **Rams** | **377** | **4,287** | **11.4** | **48** | **23** |
| **Opponents** | **296** | **3,363** | **11.4** | **77** | **23** |

| Interceptions | No. | Yards | Avg. | Long | TD |
|---|---|---|---|---|---|
| Travis Fisher | 4 | 205 | 51.3 | 74t | 2 |
| Aeneas Williams | 4 | 82 | 20.5 | 46t | 1 |
| Jerametrius Butler | 4 | 72 | 18.0 | 45 | 0 |
| Tommy Polley | 4 | 32 | 8.0 | 22 | 0 |
| Pisa Tinoisamoa | 3 | 46 | 15.3 | 29 | 0 |
| Leonard Little | 1 | 28 | 28.0 | 28 | 0 |
| Adam Archuleta | 1 | 22 | 22.0 | 22 | 0 |
| Tyoka Jackson | 1 | 11 | 11.0 | 11 | 0 |
| DeJuan Groce | 1 | 7 | 7.0 | 7 | 0 |
| Jamie Duncan | 1 | 0 | 0.0 | 0 | 0 |
| **Rams** | **24** | **505** | **21.0** | **74t** | **3** |
| **Opponents** | **23** | **300** | **13.0** | **70t** | **1** |

| Punting | No. | Yards | Avg. | TB | In20 | Long | Blk. |
|---|---|---|---|---|---|---|---|
| Sean Landeta | 59 | 2,525 | 42.8 | 5 | 14 | 57 | 0 |
| **Rams** | **59** | **2,525** | **42.8** | **5** | **14** | **57** | **0** |
| **Opponents** | **74** | **3,061** | **41.4** | **8** | **19** | **61** | **2** |

| Punt Returns | No. | FC | Yards | Avg. | Long | TD |
|---|---|---|---|---|---|---|
| DeJuan Groce | 19 | 3 | 135 | 7.1 | 19 | 0 |
| Mike Furrey | 11 | 7 | 119 | 10.8 | 28 | 0 |
| Arlen Harris | 7 | 0 | 36 | 5.1 | 13 | 0 |
| Dane Looker | 2 | 1 | 47 | 23.5 | 44 | 0 |
| **Rams** | **39** | **11** | **337** | **8.6** | **44** | **0** |
| **Opponents** | **32** | **12** | **484** | **15.1** | **84t** | **2** |

| Kickoff Returns | No. | Yards | Avg. | Long | TD |
|---|---|---|---|---|---|
| Arlen Harris | 51 | 1,175 | 23.0 | 42 | 0 |
| Mike Furrey | 7 | 140 | 20.0 | 27 | 0 |
| Joffrey Reynolds | 6 | 109 | 18.2 | 25 | 0 |
| Spencer Nead | 2 | 27 | 13.5 | 20 | 0 |
| Rich Coady | 1 | 0 | 0.0 | 0 | 0 |
| Joey Goodspeed | 1 | 1 | 1.0 | 1 | 0 |
| DeJuan Groce | 1 | 33 | 33.0 | 25 | 0 |
| John St. Clair | 1 | 3 | 3.0 | 3 | 0 |
| **Rams** | **70** | **1,488** | **21.3** | **42** | **0** |
| **Opponents** | **83** | **1,985** | **23.9** | **100t** | **2** |

| Field Goals | 1-19 | 20-29 | 30-39 | 40-49 | 50+ |
|---|---|---|---|---|---|
| Jeff Wilkins | 0-0 | 16-16 | 11-13 | 8-9 | 4-4 |
| **Rams** | **0-0** | **16-16** | **11-13** | **8-9** | **4-4** |
| **Opponents** | **0-0** | **5-5** | **7-9** | **6-7** | **1-3** |

**Jeff Wilkins** (39, 28) (29, 28) (28, 33, 33) (24, 53, 31, 39N) (28, 38) (39, 43) (47N, 20, 22) (39) (49, 46, 48, 27) (41, 44, 31) (29, 24, 49) (28, 51) (28, 26, 29, 37, 39N) (33, 46) (26, 50) (51, 36)

**Opponents** (24, 47, 44) (35, 43N) (36, 35N) ( ) (60B) (33) ( ) (44, 53N) (41, 25, 41) (34N) (22, 27) (28) ( ) (31, 38) (48) (39, 38, 50)

| Passing | Att. | Comp. | Yards | Pct. | Yards/Att. | TD | TD% | Int. | Int% | Long | Sack/Lost | Rating |
|---|---|---|---|---|---|---|---|---|---|---|---|---|
| Marc Bulger | 532 | 336 | 3,845 | 63.2 | 7.23 | 22 | 4.1 | 22 | 4.1 | 48 | 37/288 | 81.4 |
| Kurt Warner | 65 | 38 | 365 | 58.5 | 5.62 | 1 | 1.5 | 1 | 1.5 | 37t | 6/38 | 72.9 |
| Isaac Bruce | 2 | 2 | 66 | 100.0 | 33.00 | 0 | 0.0 | 0 | 0.0 | 41 | 0/0 | 118.8 |
| Dane Looker | 1 | 1 | 11 | 100.0 | 11.00 | 0 | 0.0 | 0 | 0.0 | 11 | 0/0 | 112.5 |
| **Rams** | **600** | **377** | **4,287** | **62.8** | **7.15** | **23** | **3.8** | **23** | **3.8** | **48** | **43/326** | **81.0** |
| **Opponents** | **510** | **296** | **3,363** | **58.0** | **6.59** | **23** | **4.5** | **24** | **4.7** | **77** | **42/291** | **73.3** |

# 2002 (7-9) 2nd, NFC West - Mike Martz

| Date | W/L | Score | Opponent | Attend. |
|---|---|---|---|---|
| 9/8 | L | 16-23 | at Denver | (75,710) |
| 9/15 | L | 21-26 | New York Giants | (65,932) |
| 9/23 | L | 14-26 | at Tampa Bay | (65,652) |
| 9/29 | L | 10-13 | Dallas | (66,165) |
| 10/6 | L | 13-37 | at San Francisco | (67,853) |
| 10/13 | W | 28-13 | Oakland | (66,070) |
| 10/20 | W | 37-20 | Seattle | (65,931) |
| 11/3 | W | 27-14 | at Arizona | (47,819) |
| 11/10 | W | 28-24 | San Diego | (66,093) |
| 11/18 | W | 21-16 | Chiacgo | (66,250) |
| 11/24 | L | 17-20 | at Washington | (79,823) |
| 12/1 | L | 3-10 | at Philadelphia | (65,552) |
| 12/8 | L | 10-49 | at Kansas City | (78,601) |
| 12/15 | W | 30-28 | Arizona | (65,939) |
| 12/22 | L | 10-30 | at Seattle | (63,953) |
| 12/30 | W | 31-20 | San Francisco | (66,118) |
| Total | | | | (1,073,461) |

| | Rams | OPP |
|---|---|---|
| **First Downs** | **315** | **282** |
| Rushing | 76 | 105 |
| Passing | 219 | 148 |
| Penalty | 20 | 29 |
| 3rd Down Efficiency | 81-206-39.3% | 71-197-36.0% |
| 4th Down Effiency | 6-10-60.0% | 5-13-38.5% |
| Time of Poss. Avg. | 30:38 | 29:22 |
| **Total Net Yards** | **5,559** | **5,025** |
| Avg./Game | 347.4 | 314.1 |
| Total Plays | 1024 | 944 |
| Avg./Play | 5.4 | 5.3 |
| **Net Yards Rushing** | **1,405** | **1,816** |
| Avg./Game | 87.8 | 113.5 |
| Total Rushes | 343 | 445 |
| **Net Yards Passing** | **4,154** | **3,209** |
| Avg./Game | 259.6 | 200.6 |
| Sacked/Yds. Lost | 46-326 | 38-240 |
| Gross Yards | 4480 | 3449 |
| Att-Comp-Int | 635-408-27 | 461-292-12 |
| Comp. % | 64.3 | 63.3 |
| **Punts/Avg.** | **72-41.9** | **70-41.0** |
| **Net Avg.** | **32.7** | **33.3** |
| **Penalties/Yards** | **120-919** | **99-755** |
| **Fumbles/ Ball Lost** | **29-18** | **32-14** |
| **Touchdowns** | **37** | **42** |
| Rushing | 11 | 15 |
| Passing | 24 | 15 |
| Returns | 2 | 12 |

| Score by Periods | 1 | 2 | 3 | 4 | T |
|---|---|---|---|---|---|
| **Rams** | 65 | 80 | 47 | 124 | 316 |
| Opponents | 64 | 152 | 57 | 96 | 369 |

| Scoring | TD | Ru | Pa | Rt | PAT | FG | S | Pts. |
|---|---|---|---|---|---|---|---|---|
| Jeff Wilkins | 0 | 0 | 0 | 0 | 37-37 | 19-25 | 0 | 94 |
| Marshall Faulk | 10 | 8 | 2 | 0 | 0-0 | 0-0 | 0 | 60 |
| Isaac Bruce | 7 | 0 | 7 | 0 | 0-0 | 0-0 | 0 | 42 |
| Torry Holt | 4 | 0 | 4 | 0 | 0-0 | 0-0 | 0 | 24 |
| Ricky Proehl | 4 | 0 | 4 | 0 | 0-0 | 0-0 | 0 | 24 |
| Ernie Conwell | 3 | 1 | 2 | 0 | 0-0 | 0-0 | 0 | 18 |
| Lamar Gordon | 3 | 1 | 2 | 0 | 0-0 | 0-0 | 0 | 18 |
| Dre' Bly | 2 | 0 | 0 | 2 | 0-0 | 0-0 | 0 | 12 |
| Troy Edwards | 2 | 0 | 2 | 0 | 0-0 | 0-0 | 0 | 12 |
| Marc Bulger | 1 | 1 | 0 | 0 | 0-0 | 0-0 | 0 | 6 |
| Brandon Manumaleuna | 1 | 0 | 1 | 0 | 0-0 | 0-0 | 0 | 6 |
| **Rams** | **37** | **11** | **24** | **2** | **37-37** | **19-25** | **0** | **316** |
| **Opponents** | **42** | **15** | **15** | **12** | **39-39** | **26-30** | **0** | **369** |

**Two Point Conversions:** Rams 0/0, Opponent 0/3

**Sacks:** Leonard Little 12.0, Grant Wistrom 4.5, Jeff Zgonina 4.0, Damione Lewis 4.0, Tyoka Jackson 3.5, James Whitley 3.0, Adam Archuleta 2.5, Brian Young 2.0, Dre' Bly 1.0, Ryan Pickett 0.5
**Rams 38.0; Opponents 46.0**

**Usual Starters**

| | | | |
|---|---|---|---|
| WR | Torry Holt (12) | LE | Leonard Little (15) |
| LT | Orlando Pace (10) | LDT | Brian Young (14) |
| LG | Tom Nütten (11) | RDT | Jeff Zgonina (16) |
| C | Andy McCollum (16) | RE | Grant Wistrom (14) |
| RG | Adam Timmerman (13) | LLB | Robert Thomas (7) |
| RT | John St. Clair (13) | MLB | Jamie Duncan (12) |
| TE | Ernie Conwell (11) | RLB | Tommy Polley (10) |
| WR | Isaac Bruce (16) | CB | Travis Fisher (9) |
| QB | Marc Bulger (7) | CB | Dre' Bly (16) |
| FB | James Hodgins (8) | SS | Adam Archuleta (16) |
| RB | Marshall Faulk (10) | FS | Kim Herring (16) |

| Rushing | No. | Yards | Avg. | Long | TD |
|---|---|---|---|---|---|
| Marshall Faulk | 212 | 953 | 4.5 | 71t | 8 |
| Lamar Gordon | 65 | 228 | 3.5 | 29 | 1 |
| Terrence Wilkins | 6 | 56 | 9.3 | 18 | 0 |
| Trung Canidate | 17 | 48 | 2.8 | 22 | 0 |
| Kurt Warner | 8 | 33 | 4.1 | 9 | 0 |
| Ernie Conwell | 6 | 30 | 5.0 | 15 | 1 |
| Troy Edwards | 3 | 21 | 7.0 | 27 | 0 |
| Isaac Bruce | 3 | 18 | 6.0 | 13 | 0 |
| Torry Holt | 2 | 18 | 9.0 | 14 | 0 |
| James Hodgins | 3 | 7 | 2.3 | 5 | 0 |
| Jamie Martin | 5 | 6 | 1.2 | 5 | 0 |
| Chris Hetherington | 1 | 0 | 0.0 | 0 | 0 |
| Marc Bulger | 12 | -13 | -1.1 | 1t | 1 |
| **Rams** | **343** | **1,405** | **4.1** | **44** | **11** |
| **Opponents** | **445** | **1,816** | **4.1** | **40** | **15** |

| Receiving | No. | Yards | Avg. | Long | TD |
|---|---|---|---|---|---|
| Torry Holt | 91 | 1,302 | 14.3 | 58 | 4 |
| Marshall Faulk | 80 | 537 | 6.7 | 40 | 2 |
| Isaac Bruce | 79 | 1,075 | 13.6 | 34t | 7 |
| Ricky Proehl | 43 | 466 | 10.8 | 33 | 4 |
| Ernie Conwell | 34 | 419 | 12.3 | 52 | 2 |
| Lamar Gordon | 30 | 278 | 9.3 | 25 | 2 |
| Troy Edwards | 18 | 157 | 8.7 | 48 | 2 |
| James Hodgins | 9 | 47 | 5.2 | 11 | 0 |
| Brandon Manumaleuna | 8 | 106 | 13.3 | 27 | 1 |
| Terrence Wilkins | 5 | 31 | 6.2 | 14 | 0 |
| Yo Murphy | 5 | 23 | 4.6 | 8 | 0 |
| Trung Canidate | 4 | 31 | 7.8 | 13 | 0 |
| Marc Bulger | 1 | 3 | 3.0 | 3 | 0 |
| Chris Hetherington | 1 | 2 | 2.0 | 2 | 0 |
| **Rams** | **408** | **4,480** | **11.0** | **58** | **24** |
| **Opponents** | **292** | **3,449** | **11.8** | **83** | **15** |

| Interceptions | No. | Yards | Avg. | Long | TD |
|---|---|---|---|---|---|
| Kim Herring | 3 | 38 | 12.7 | 36 | 0 |
| Dre' Bly | 2 | 0 | 0.0 | 0 | 0 |
| Travis Fisher | 2 | 0 | 0.0 | 0 | 0 |
| Don Davis | 1 | 29 | 29.0 | 29 | 0 |
| Aeneas Williams | 1 | 3 | 3.0 | 3 | 0 |
| Adam Archuleta | 1 | 2 | 2.0 | 2 | 0 |
| Grant Wistrom | 1 | 2 | 2.0 | 2 | 0 |
| Dexter McCleon | 1 | 0 | 0.0 | 0 | 0 |
| **Rams** | **12** | **74** | **6.2** | **36** | **0** |
| **Opponents** | **27** | **492** | **18.2** | **60** | **5** |

| Punting | No. | Yards | Avg. | TB | In20 | Long | Blk. |
|---|---|---|---|---|---|---|---|
| Mitch Berger | 72 | 3,020 | 41.9 | 10 | 26 | 64 | 0 |
| **Rams** | **72** | **3,020** | **41.9** | **10** | **26** | **64** | **0** |
| **Opponents** | **70** | **2,868** | **41.0** | **8** | **19** | **63** | **0** |

| Punt Returns | No. | FC | Yards | Avg. | Long | TD |
|---|---|---|---|---|---|---|
| Terrence Wilkins | 25 | 13 | 242 | 9.7 | 55 | 0 |
| Dre' Bly | 8 | 3 | 138 | 17.3 | 78t | 1 |
| **Rams** | **33** | **16** | **380** | **11.5** | **78t** | **1** |
| **Opponents** | **34** | **10** | **463** | **13.6** | **86t** | **1** |

| Kickoff Returns | No. | Yards | Avg. | Long | TD |
|---|---|---|---|---|---|
| Travis Wilkins | 47 | 1,074 | 22.9 | 42 | 0 |
| Troy Edwards | 10 | 211 | 21.1 | 32 | 0 |
| Trung Canidate | 7 | 197 | 28.1 | 53 | 0 |
| Lamar Gordon | 6 | 104 | 17.3 | 30 | 0 |
| Brandon Manumaleuna | 3 | 30 | 10.0 | 15 | 0 |
| Dre' Bly | 1 | 5 | 5.0 | 5 | 0 |
| Yo Murphy | 1 | 21 | 21.0 | 21 | 0 |
| **Rams** | **75** | **1,642** | **21.9** | **53** | **0** |
| **Opponents** | **57** | **1,354** | **23.8** | **97t** | **2** |

| Field Goals | 1-19 | 20-29 | 30-39 | 40-49 | 50+ |
|---|---|---|---|---|---|
| Jeff Wilkins | 0-0 | 5-5 | 8-10 | 6-9 | 0-1 |
| **Rams** | **0-0** | **5-5** | **8-10** | **6-9** | **0-1** |
| **Opponents** | **1-1** | **4-4** | **13-15** | **7-9** | **1-1** |

**Jeff Wilkins** (41, 43, 39N, 39) (35N) ( ) (27, 49N) (38, 37) ( ) (31, 45, 47) (47N, 24, 42) ( ) ( ) (30) (55N, 22) (36, 42N) (26, 37, 26) (45) (39)

**Opponents** (41, 34, 32) (20, 32, 34, 25) (39, 47) (35, 48) (33, 21, 32)(43, 32, 35) (48) ( ) (41) (37, 48, 50) (40N, 34N) (31) ( ) ( ) (31, 36, 22) (19, 44)

| Passing | Att. | Comp. | Yards | Pct. | Yards/Att. | TD | TD% | Int. | Int% | Long | Sack/Lost | Rating |
|---|---|---|---|---|---|---|---|---|---|---|---|---|
| Kurt Warner | 220 | 144 | 1,431 | 65.5 | 6.50 | 3 | 1.4 | 11 | 5.0 | 43 | 21/130 | 67.4 |
| Marc Bulger | 214 | 138 | 1,826 | 64.5 | 8.53 | 14 | 6.5 | 6 | 2.8 | 58 | 12/102 | 101.5 |
| Jamie Martin | 195 | 124 | 1,216 | 63.6 | 6.24 | 7 | 3.6 | 10 | 5.1 | 33 | 10/77 | 71.7 |
| Scott Covington | 5 | 2 | 7 | 40.0 | 1.40 | 0 | 0.0 | 0 | 0.0 | 4 | 2/16 | 47.9 |
| Ricky Proehl | 1 | 0 | 0 | 0.0 | 0.00 | 0 | 0.0 | 0 | 0.0 | 0 | 1/1 | 39.6 |
| **Rams** | **635** | **408** | **4,480** | **64.3** | **7.06** | **24** | **3.8** | **27** | **4.3** | **58** | **46/326** | **79.9** |
| **Opponents** | **461** | **292** | **3,449** | **63.3** | **7.48** | **15** | **3.3** | **12** | **2.6** | **83** | **38/240** | **86.0** |

# 2001 (14-2) 1st, NFC West - Mike Martz

| Date | W/L | Score | Opponent | Attend. |
|---|---|---|---|---|
| 9/9 | W | 20-17 | at Philadelphia (OT) | (66,243) |
| 9/23 | W | 30-26 | at San Francisco | (67,536) |
| 9/30 | W | 42-10 | Miami | (66,046) |
| 10/8 | W | 35-0 | at Detroit | (77,765) |
| 10/14 | W | 15-14 | New York Giants | (65,992) |
| 10/21 | W | 34-14 | at New York Jets | (78,766) |
| 10/28 | L | 31-34 | New Orleans | (66,189) |
| 11/11 | W | 48-14 | Carolina | (66,069) |
| 11/18 | W | 24-17 | at New England | (60,292) |
| 11/26 | L | 17-24 | Tampa Bay | (66,198) |
| 12/2 | W | 35-6 | at Atlanta | (60,787) |
| 12/9 | W | 27-14 | San Francisco | (66,218) |
| 12/17 | W | 34-21 | at New Orleans | (70,332) |
| 12/23 | W | 38-32 | at Carolina | (72,438) |
| 12/30 | W | 42-17 | Indianapolis | (66,084) |
| 1/6 | W | 31-13 | Atlanta | (66,033) |
| **1/20** | **W** | **45-17** | **Green Bay*** | **(66,338)** |
| **1/27** | **W** | **29-24** | **Philadelphia^** | **(66,502)** |
| **2/3** | **L** | **17-20** | **vs. New England (SB XXXVI)^^** | **(72,922)** |
| Total Attendance | | | | (1,288,750) |

*** Denotes NFC Divisional game**
**^ Denotes NFC Championship**
**^^ Denotes Super Bowl XXXVI**

| | Rams | OPP |
|---|---|---|
| **First Downs** | **357** | **256** |
| Rushing | 104 | 77 |
| Passing | 236 | 153 |
| Penalty | 17 | 26 |
| 3rd Down Efficiency | 96-192-50.0% | 69-209-33.0% |
| 4th Down Efficiency | 8-11-72.7% | 11-23-47.8% |
| Time of Poss. Avg. | 31:45 | 28:15 |
| **Total Net Yards** | **6,690** | **4,471** |
| Avg./Game | 418.1 | 279.4 |
| Total Plays | 1007 | 952 |
| Avg./Play | 6.6 | 4.7 |
| **Net Yards Rushing** | **2,027** | **1,374** |
| Avg./Game | 126.7 | 85.9 |
| Total Rushes | 416 | 366 |
| **Net Yards Passing** | **4,663** | **3,097** |
| Avg./Game | 291.4 | 193.6 |
| Sacked/Yds. Lost | 40-240 | 45-251 |
| Gross Yards | 4903 | 3348 |
| Att-Comp-Int | 551-379-22 | 541-314-21 |
| Comp. % | 68.8 | 58.0 |
| **Punts/Avg.** | **43-42.1** | **79-42.0** |
| **Net Avg.** | **34.9** | **34.9** |
| **Penalties/Yards** | **107-847** | **100-830** |
| **Fumbles/ Ball Lost** | **38-22** | **21-13** |
| **Touchdowns** | **62** | **31** |
| Rushing | 20 | 11 |
| Passing | 37 | 16 |
| Returns | 5 | 5 |

| Score by Periods | 1 | 2 | 3 | 4 | OT | T |
|---|---|---|---|---|---|---|
| **Rams** | 140 | 165 | 103 | 92 | 3 | 503 |
| Opponents | 51 | 85 | 66 | 71 | 0 | 273 |

| Scoring | TD | Ru | Pa | Rt | PAT | FG | S | Pts. |
|---|---|---|---|---|---|---|---|---|
| Marshall Faulk | 21 | 12 | 9 | 0 | 0-0 | 0-0 | 0 | 128 |
| Jeff Wilkins | 0 | 0 | 0 | 0 | 58-58 | 23-29 | 0 | 127 |
| Torry Holt | 7 | 0 | 7 | 0 | 0-0 | 0-0 | 0 | 42 |
| Isaac Bruce | 6 | 0 | 6 | 0 | 0-0 | 0-0 | 0 | 36 |
| Trung Canidate | 6 | 6 | 0 | 0 | 0-0 | 0-0 | 0 | 36 |
| Ricky Proehl | 5 | 0 | 5 | 0 | 0-0 | 0-0 | 0 | 32 |
| Ernie Conwell | 5 | 1 | 4 | 0 | 0-0 | 0-0 | 0 | 30 |
| Az-Zahir Hakim | 3 | 0 | 3 | 0 | 0-0 | 0-0 | 0 | 18 |
| Dre' Bly | 2 | 0 | 0 | 2 | 0-0 | 0-0 | 0 | 12 |
| Aeneas Williams | 2 | 0 | 0 | 2 | 0-0 | 0-0 | 0 | 12 |
| James Hodgins | 1 | 0 | 1 | 0 | 0-0 | 0-0 | 0 | 6 |
| Robert Holcombe | 1 | 1 | 0 | 0 | 0-0 | 0-0 | 0 | 6 |
| Brandon Manumaleuna | 1 | 0 | 1 | 0 | 0-0 | 0-0 | 0 | 6 |
| Dexter McCleon | 1 | 0 | 0 | 1 | 0-0 | 0-0 | 0 | 6 |
| Jeff Robinson | 1 | 0 | 1 | 0 | 0-0 | 0-0 | 0 | 6 |
| **Rams** | **62** | **20** | **37** | **5** | **58-58** | **23-29** | **0** | **503** |
| **Opponents** | **31** | **11** | **16** | **4** | **27-27** | **20-26** | **0** | **273** |

**Two Point Conversions:** **Rams** 2/4, Opponents 0/4

**Sacks:** Leonard Little 14.5, Grant Wistrom 9.0, Brian Young 6.5, London Fletcher 4.5, Tyoka Jackson 3.0, Chidi Ahanotu 2.0, Adam Archuleta 2.0, Sean Moran 2.0, Rich Coady 1.0, Ryan Pickett 0.5. **Rams 45.0; Opponents 40.0**

**Usual Starters**

| | | | |
|---|---|---|---|
| WR | Torry Holt (14) | LE | Chidi Ahanotu (16) |
| LT | Orlando Pace (16) | LDT | Brian Young (16) |
| LG | Tom Nütten [14] | RDT | Jeff Zgonina (13) |
| C | Andy McCollum (16) | RE | Grant Wistrom (15) |
| RG | Adam Timmerman (16) | LLB | Don Davis (8) |
| RT | Ryan Tucker (15) | | Tommy Polley (7) |
| TE | Ernie Conwell (13) | MLB | London Fletcher (16) |
| WR | Isaac Bruce (16) | RLB | Mark Fields (12) |
| QB | Kurt Warner (16) | CB | Aeneas Williams(16) |
| FB | James Hodgins (10) | CB | Dexter McCleon (13) |
| RB | Marshall Faulk (14) | SS | Adam Archuleta (12) |
| | | FS | Kim Herring (13) |

| Rushing | No. | Yards | Avg. | Long | TD |
|---|---|---|---|---|---|
| Marshall Faulk | 260 | 1,382 | 5.3 | 71t | 12 |
| Trung Canidate | 78 | 441 | 5.7 | 45 | 6 |
| Kurt Warner | 28 | 60 | 2.1 | 23 | 0 |
| Az-Zahir Hakim | 11 | 50 | 4.5 | 12 | 0 |
| Robert Holcombe | 13 | 42 | 3.2 | 11 | 1 |
| Ernie Conwell | 7 | 28 | 4.0 | 13 | 1 |
| Isaac Bruce | 4 | 23 | 5.8 | 10 | 0 |
| James Hodgins | 2 | 5 | 2.5 | 5 | 0 |
| Ricky Proehl | 1 | 5 | 5.0 | 5 | 0 |
| John Baker | 1 | 0 | 0.0 | 0 | 0 |
| Torry Holt | 2 | 0 | 0.0 | 2 | 0 |
| Justin Watson | 1 | 0 | 0.0 | 0 | 0 |
| Jamie Martin | 8 | -9 | -1.1 | -1 | 0 |
| **Rams** | **416** | **2,027** | **4.9** | **71t** | **20** |
| **Opponents** | **366** | **1,374** | **3.8** | **30** | **11** |

| Receiving | No. | Yards | Avg. | Long | TD |
|---|---|---|---|---|---|
| Marshall Faulk | 83 | 765 | 9.2 | 65t | 9 |
| Torry Holt | 81 | 1,363 | 16.8 | 51 | 7 |
| Isaac Bruce | 64 | 1,106 | 17.3 | 51t | 6 |
| Ricky Proehl | 40 | 563 | 14.1 | 37 | 5 |
| Az-Zahir Hakim | 39 | 374 | 9.6 | 33 | 3 |
| Ernie Conwell | 38 | 431 | 11.3 | 47 | 4 |
| Trung Canidate | 17 | 154 | 9.1 | 29 | 0 |
| Jeff Robinson | 11 | 108 | 9.8 | 26 | 1 |
| James Hodgins | 4 | 24 | 6.0 | 11t | 1 |
| Robert Holcombe | 1 | 14 | 14.0 | 14 | 0 |
| Brandon Manumaleuna | 1 | 1 | 1.0 | 1t | 1 |
| **Rams** | **379** | **4,903** | **12.9** | **65t** | **37** |
| **Opponents** | **314** | **3,348** | **10.7** | **49t** | **16** |

| Interceptions | No. | Yards | Avg. | Long | TD |
|---|---|---|---|---|---|
| Dre' Bly | 6 | 150 | 25.0 | 93t | 2 |
| Aeneas Williams | 4 | 69 | 17.3 | 42t | 2 |
| Dexter McCleon | 4 | 66 | 16.5 | 43 | 0 |
| London Fletcher | 2 | 18 | 9.0 | 18 | 0 |
| Grant Wistrom | 2 | -4 | -2.0 | 0 | 0 |
| Mark Fields | 1 | 30 | 30.0 | 30 | 0 |
| Brian Young | 1 | 25 | 25.0 | 25 | 0 |
| Kim Herring | 1 | 15 | 15.0 | 15 | 0 |
| **Rams** | **21** | **369** | **17.6** | **93t** | **4** |
| **Opponents** | **22** | **307** | **14.0** | **52t** | **1** |

| Punting | No. | Yards | Avg. | TB | In20 | Long | Blk. |
|---|---|---|---|---|---|---|---|
| John Baker | 43 | 1,809 | 42.1 | 7 | 9 | 58 | 0 |
| **Rams** | **43** | **1,809** | **42.1** | **7** | **9** | **58** | **0** |
| **Opponents** | **79** | **3,317** | **42.0** | **8** | **17** | **64** | **0** |

| Punt Returns | No. | FC | Yards | Avg. | Long | TD |
|---|---|---|---|---|---|---|
| Az-Zahir Hakim | 36 | 12 | 330 | 9.2 | 32 | 0 |
| Dre' Bly | 7 | 6 | 71 | 10.1 | 32 | 0 |
| Jerametrius Butler | 0 | 0 | -1 | --- | -1 | 0 |
| **Rams** | **43** | **18** | **400** | **9.3** | **32** | **0** |
| **Opponents** | **17** | **6** | **167** | **9.8** | **19** | **0** |

| Kickoff Returns | No. | Yards | Avg. | Long | TD |
|---|---|---|---|---|---|
| Trung Canidate | 36 | 748 | 20.8 | 40 | 0 |
| Yo Murphy | 8 | 174 | 21.8 | 29 | 0 |
| Dre' Bly | 6 | 128 | 21.3 | 32 | 0 |
| Aveion Cason | 4 | 73 | 18.3 | 26 | 0 |
| Adam Archuleta | 1 | 0 | 0.0 | 0 | 0 |
| **Rams** | **55** | **1,123** | **20.4** | **40** | **0** |
| **Opponents** | **86** | **2,194** | **25.5** | **99t** | **2** |

| Field Goals | 1-19 | 20-29 | 30-39 | 40-49 | 50+ |
|---|---|---|---|---|---|
| Jeff Wilkins | 0-0 | 11-11 | 5-5 | 6-12 | 1-1 |
| **Rams** | **0-0** | **11-11** | **5-5** | **6-12** | **1-1** |
| **Opponents** | **0-0** | **6-7** | **6-6** | **6-8** | **2-5** |

**Jeff Wilkins** (20, 26) (44, 40, 25) ( ) ( ) (28, 33, 25) (47, 24) (40N, 54) (25, 35) (42N, 35) (44, 42, 24) (45N) (22, 39) (43, 27) (45N, 33, 45N) ( ) (24,42N)

**Opponents** (50) (52, 33) (26) ( ) (51) ( ) (33, 44, 44, 23, 27) (53N) (33) (25N, 36) (41, 50N, 24, 44N) ( ) ( ) (47N, 22, 29, 30, 46) (48) (49, 33)

| Passing | Att. | Comp. | Yards | Pct. | Yards/Att. | TD | TD% | Int. | Int% | Long | Sack/Lost | Rating |
|---|---|---|---|---|---|---|---|---|---|---|---|---|
| Kurt Warner | 546 | 375 | 4,830 | 68.7 | 8.85 | 36 | 6.6 | 22 | 4.0 | 65t | 38/233 | 101.4 |
| Jame Martin | 3 | 3 | 44 | 100.0 | 7.33 | 0 | 0.0 | 0 | 0.0 | 10 | 2/7 | 97.2 |
| Marshall Faulk | 1 | 0 | 0 | 0.0 | 0.00 | 0 | 0.0 | 0 | 0.0 | 0 | 0/0 | 39.6 |
| Az-Zahir Hakim | 1 | 1 | 51 | 100.0 | 51.0 | 1 | 100.0 | 0 | 0.0 | 51t | 0/0 | 158.3 |
| **Rams** | **551** | **379** | **4,903** | **68.8** | **8.90** | **37** | **6.7** | **22** | **4.0** | **65t** | **40/240** | **102.2** |
| **Opponents** | **541** | **314** | **3,348** | **58.0** | **6.19** | **16** | **3.0** | **21** | **3.9** | **49t** | **45/251** | **69.9** |

# 2000 (10-6) 2nd, NFC West - Mike Martz

| Date | W/L | Score | Opponent | Attend. |
|---|---|---|---|---|
| 9/4 | W | 41-36 | Denver | (65,956) |
| 9/10 | W | 37-34 | at Seattle | (64,869) |
| 9/17 | W | 41-24 | San Francisco | (65,945) |
| 9/24 | W | 41-20 | at Atlanta | (58,761) |
| 10/1 | W | 57-31 | San Diego | (66,010) |
| 10/15 | W | 45-29 | Atlanta | (66,019) |
| 10/22 | L | 34-54 | at Kansas City | (79,142) |
| 10/29 | W | 34-24 | at San Francisco | (73,224) |
| 11/5 | L | 24-27 | Carolina | (66,048) |
| 11/12 | W | 38-24 | at New York Giants | (78,174) |
| 11/20 | L | 20-33 | Washington | (66,087) |
| 11/26 | L | 24-31 | New Orleans | (66,064) |
| 12/3 | L | 3-16 | at Carolina | (73,358) |
| 12/10 | W | 40-29 | Minnesota | (66,273) |
| 12/18 | L | 35-38 | at Tampa Bay | (65,653) |
| 12/24 | W | 26-21 | at New Orleans | (64,900) |
| **12/30** | **L** | **28-31** | **at New Orleans*** | **(64,900)** |
| Total Attendance | | | | (1,151,383) |

* **Denotes NFC Wild Card game**

| | Rams | OPP |
|---|---|---|
| **First Downs** | **380** | **321** |
| Rushing | 112 | 95 |
| Passing | 247 | 195 |
| Penalty | 21 | 31 |
| 3rd Down Efficiency | 86-181-47.5% | 74-192-38.5% |
| 4th Down Efficiency | 8-13-61.5 | 6-12-50% |
| Time of Poss. Avg. | 30:54 | 29:06 |
| **Total Net Yards** | **7,075** | **5,494** |
| Avg./Game | 442.2 | 343.4 |
| Total Plays | 1014 | 968 |
| Avg./Play | 7.0 | 5.7 |
| **Net Yards Rushing** | **1,843** | **1,697** |
| Avg./Game | 115.2 | 106.1 |
| Total Rushes | 383 | 383 |
| **Net Yards Passing** | **5,232** | **3,797** |
| Avg./Game | 327.0 | 237.3 |
| Sacked/Yds. Lost | 44-260 | 51-288 |
| Gross Yards | 5,492 | 4,085 |
| Att-Comp-Int | 587-380-23 | 534-323-19 |
| Comp. % | 64.7 | 60.5 |
| **Punts/Avg.** | **44-39.5** | **67-42.2** |
| **Net Avg.** | **34.2** | **33.5** |
| **Penalties/Yards** | **111-942** | **101-747** |
| **Fumbles/ Ball Lost** | **24-12** | **19-6** |
| **Touchdowns** | **67** | **56** |
| Rushing | 26 | 18 |
| Passing | 37 | 32 |
| Returns | 4 | 6 |

| Score by Periods | 1 | 2 | 3 | 4 | T |
|---|---|---|---|---|---|
| **Rams** | 116 | 147 | 154 | 123 | 540 |
| Opponents | 94 | 130 | 103 | 144 | 471 |

| Scoring | TD | Ru | Pa | Rt | PAT | FG | S | Pts. |
|---|---|---|---|---|---|---|---|---|
| Marshall Faulk | 26 | 18 | 8 | 0 | 0-0 | 0-0 | 0 | 160 |
| Jeff Wilkins | 0 | 0 | 0 | 0 | 38-38 | 17-17 | 0 | 89 |
| Isaac Bruce | 9 | 0 | 9 | 0 | 0-0 | 0-0 | 0 | 54 |
| Torry Holt | 6 | 0 | 6 | 0 | 0-0 | 0-0 | 0 | 36 |
| Az-Zahir Hakim | 5 | 0 | 4 | 1 | 0-0 | 0-0 | 0 | 30 |
| Robert Holcombe | 4 | 3 | 1 | 0 | 0-0 | 0-0 | 0 | 24 |
| Ricky Proehl | 4 | 0 | 4 | 0 | 0-0 | 0-0 | 0 | 24 |
| Justin Watson | 4 | 4 | 0 | 0 | 0-0 | 0-0 | 0 | 24 |
| Jeff Hall | 0 | 0 | 0 | 0 | 9-9 | 4-5 | 0 | 21 |
| Pete Stoyanovich | 0 | 0 | 0 | 0 | 11-11 | 3-5 | 0 | 20 |
| Roland Williams | 3 | 0 | 3 | 0 | 0-0 | 0-0 | 0 | 20 |
| Tony Horne | 3 | 0 | 2 | 1 | 0-0 | 0-0 | 0 | 18 |
| Devin Bush | 1 | 0 | 0 | 1 | 0-0 | 0-0 | 0 | 6 |
| Trent Green | 1 | 1 | 0 | 0 | 0-0 | 0-0 | 0 | 6 |
| Keith Lyle | 1 | 0 | 0 | 1 | 0-0 | 0-0 | 0 | 6 |
| London Fletcher | 0 | 0 | 0 | 0 | 0-0 | 0-0 | 0 | 2 |
| **Rams** | **67** | **26** | **37** | **4** | **58-58** | **24-27** | **0** | **540** |
| **Opponents** | **56** | **18** | **32** | **6** | **49-50** | **26-31** | **1** | **471** |

**Two Point Conversions:** **Rams** 4/9, Opponents 3/6

**Sacks:** Grant Wistrom 11.0, Kevin Carter 10.5, London Fletcher 5.5, Leonard Little 5.0, Ray Agnew 4.0, Dexter McCleon 2.0, Sean Moran 2.0, Mike Jones 2.0, Jeff Zgonina 2.0, D'Marco Farr 1.0, Dre' Bly 1.0, Devin Bush 1.0, Nate Hobgood-Chittick 1.0, Todd Lyght 1.0, Todd Collins 1.0, Lorenzo Styles 1.0
**Rams: 51; Opponents 44.**

**Usual Starters**

| | | | |
|---|---|---|---|
| WR | Torry Holt (15) | LE | Kevin Carter (13) |
| LT | Orlando Pace (16) | LDT | Ray Agnew (15) |
| LG | Tom Nütten (16) | RDT | Jeff Zgonina (11) |
| C | Andy McCollum (16) | RE | Grant Wistrom (16) |
| RG | Adam Timmerman (15) | LLB | Mike Jones (16) |
| RT | Ryan Tucker (16) | MLB | London Fletcher (15) |
| TE | Roland Williams (11) | RLB | Todd Collins (11) |
| WR | Isaac Bruce (16) | LC | Todd Lyght (12) |
| QB | Kurt Warner (11) | RC | Dexter McCleon (16) |
| FB | Robert Holcombe (9) | SS | Devin Bush (12) |
| RB | Marshall Faulk (14) | FS | Keith Lyle (16) |

| Rushing | No. | Yards | Avg. | Long | TD |
|---|---|---|---|---|---|
| Marshall Faulk | 253 | 1,359 | 5.4 | 38 | 18 |
| Justin Watson | 54 | 249 | 4.6 | 49 | 4 |
| Robert Holcombe | 21 | 70 | 3.3 | 11 | 3 |
| Trent Green | 20 | 69 | 3.5 | 18t | 1 |
| Ernie Conwell | 2 | 23 | 11.5 | 17 | 0 |
| Az-Zahir Hakim | 5 | 19 | 3.8 | 5 | 0 |
| Kurt Warner | 18 | 17 | 0.9 | 11 | 0 |
| Isaac Bruce | 1 | 11 | 11.0 | 11 | 0 |
| Torry Holt | 2 | 7 | 3.5 | 7 | 0 |
| Trung Canidate | 3 | 6 | 2.0 | 3 | 0 |
| Tony Horne | 2 | 6 | 3.0 | 9 | 0 |
| Keith Lyle | 1 | 4 | 4.0 | 4 | 0 |
| James Hodgins | 1 | 3 | 3.0 | 3 | 0 |
| **Rams** | **383** | **1,843** | **4.8** | **49** | **26** |
| **Opponents** | **383** | **1,697** | **4.4** | **69** | **18** |

| Receiving | No. | Yards | Avg. | Long | TD |
|---|---|---|---|---|---|
| Isaac Bruce | 87 | 1,471 | 16.9 | 78t | 9 |
| Torry Holt | 82 | 1,635 | 19.9 | 85t | 6 |
| Marshall Faulk | 81 | 830 | 10.2 | 72t | 8 |
| Az-Zahir Hakim | 53 | 734 | 13.8 | 80t | 4 |
| Ricky Proehl | 31 | 441 | 14.2 | 29 | 4 |
| Roland Williams | 11 | 102 | 9.3 | 31t | 3 |
| Justin Watson | 10 | 56 | 5.6 | 15 | 0 |
| Robert Holcombe | 8 | 90 | 11.3 | 19 | 1 |
| Jeff Robinson | 5 | 52 | 10.4 | 27 | 0 |
| Ernie Conwell | 5 | 40 | 8.0 | 17 | 0 |
| Tony Horne | 4 | 32 | 8.0 | 18t | 0 |
| James Hodgins | 2 | 5 | 2.5 | 6 | 0 |
| Trung Canidate | 1 | 4 | 4.0 | 4 | 0 |
| **Rams** | **380** | **5,492** | **14.5** | **85t** | **37** |
| **Opponents** | **323** | **4,085** | **12.6** | **62t** | **32** |

| Interceptions | No. | Yards | Avg. | Long | TD |
|---|---|---|---|---|---|
| Dexter McCleon | 8 | 28 | 3.5 | 23 | 0 |
| London Fletcher | 4 | 33 | 8.3 | 12 | 0 |
| Dre' Bly | 3 | 44 | 14.7 | 22 | 0 |
| Todd Lyght | 2 | 21 | 10.5 | 21 | 0 |
| Keith Lyle | 1 | 9 | 9.0 | 9 | 0 |
| Jacoby Shepherd | 1 | 0 | 0.0 | 0 | 0 |
| **Rams** | **19** | **135** | **7.1** | **23** | **0** |
| **Opponents** | **23** | **386** | **16.8** | **88t** | **4** |

| Punting | No. | Yards | Avg. | TB | In20 | Long | Blk. |
|---|---|---|---|---|---|---|---|
| John Baker | 43 | 1,736 | 40.4 | 5 | 13 | 59 | 1 |
| **Rams** | **44** | **1,736** | **39.5** | **5** | **13** | **59** | **1** |
| **Opponents** | **67** | **2,825** | **42.2** | **3** | **18** | **58** | **0** |

| Punt Returns | No. | FC | Yards | Avg. | Long | TD |
|---|---|---|---|---|---|---|
| Az-Zahir Hakim | 32 | 17 | 489 | 15.3 | 86t | 1 |
| Tony Horne | 1 | 0 | 1 | 1.0 | 1 | 0 |
| Dexter McCleon | 1 | 0 | 0 | 0.0 | 0 | 0 |
| Dre' Bly | 0 | 1 | 0 | 0.0 | 0 | 0 |
| Todd Lyght | 0 | 0 | 16 | 0.0 | 16 | 0 |
| **Rams** | **34** | **18** | **521** | **15.3** | **86t** | **1** |
| **Opponents** | **17** | **10** | **132** | **7.8** | **19** | **0** |

| Kickoff Returns | No. | Yards | Avg. | Long | TD |
|---|---|---|---|---|---|
| Tony Horne | 57 | 1,379 | 24.2 | 103t | 1 |
| Dre' Bly | 9 | 163 | 18.1 | 36 | 0 |
| Darrius Blevins | 6 | 109 | 18.2 | 26 | 0 |
| Marshall Faulk | 1 | 18 | 18.0 | 18 | 0 |
| London Fletcher | 1 | 17 | 17.0 | 17 | 0 |
| Sean Moran | 1 | 17 | 17.0 | 17 | 0 |
| Az-Zahir Hakim | 1 | 2 | 2.0 | 2 | 0 |
| Ricky Proehl | 1 | 2 | 2.0 | 2 | 0 |
| Jeff Zgonina | 0 | 0 | 0.0 | 0 | 0 |
| **Rams** | **76** | **1,705** | **22.4** | **103t** | **1** |
| **Opponents** | **82** | **1,888** | **23.0** | **96t** | **1** |

| Field Goals | 1-19 | 20-29 | 30-39 | 40-49 | 50+ |
|---|---|---|---|---|---|
| Jeff Wilkins | 2-2 | 5-5 | 6-6 | 3-3 | 1-1 |
| Pete Stoyanovich | 0-0 | 1-1 | 0-1 | 2-2 | 0-1 |
| Jeff Hall | 0-0 | 1-1 | 1-1 | 1-2 | 1-1 |
| **Rams** | **2-2** | **7-7** | **7-8** | **6-7** | **2-3** |
| **Opponents** | **1-1** | **6-6** | **12-12** | **7-11** | **0-1** |

**Jeff Wilkins** ( ) (48, 48, 27) (47, 25) (30, 30) (51, 21, 31, 33, 20) ( ) ( ) ( ) ( ) ( ) ( ) ( ) (38) (26, 19) ( ) (19, 39)

**Pete Stoyanovich** ( ) ( ) ( ) ( ) ( ) ( ) ( ) ( ) (48, 46) (28, 50N, 37N) ( ) ( ) ( ) ( ) ( ) ( ) ( ) ( )

**Jeff Hall** ( ) ( ) ( ) ( ) ( ) ( ) ( ) ( ) ( ) ( ) (47N, 50) (30, 43) (28) ( ) ( ) ( ) ( )

**Opponents** (32, 38, 36) (19, 43) (21) (37, 45) (37, 49N) ( ) (34, 20, 42N) (53N, 44, 49N) (35, 45, 24, 46) (20) (37, 47, 41, 39) (30, 44N) (20, 3, 37) ( ) (35) ( )

| Passing | Att. | Comp. | Yards | Pct. | Yards/Att. | TD | TD% | Int. | Int% | Long | Sack/Lost | Rating |
|---|---|---|---|---|---|---|---|---|---|---|---|---|
| Kurt Warner | 347 | 235 | 3,429 | 67.7 | 9.88 | 21 | 6.1 | 18 | 5.2 | 85t | 20/115 | 98.3 |
| Trent Green | 240 | 145 | 2,063 | 60.4 | 8.60 | 16 | 6.7 | 5 | 2.1 | 64 | 24/145 | 101.8 |
| **Rams** | **587** | **380** | **5,492** | **64.7** | **9.36** | **37** | **6.3** | **23** | **3.9** | **85t** | **44/260** | **99.7** |
| **Opponents** | **534** | **323** | **4,085** | **60.5** | **7.65** | **32** | **6.0** | **19** | **3.6** | **62t** | **51/288** | **89.5** |

# 1999 (13-3) 1st, NFC West - Dick Vermeil

| Date | W/L | Score | Opponent | Attend. |
|---|---|---|---|---|
| 9/12 | W | 27-10 | Baltimore | (62,100) |
| 9/26 | W | 35-7 | Atlanta | (63,253) |
| 10/3 | W | 38-10 | at Cincinnati | (45,481) |
| 10/10 | W | 42-20 | San Francisco | (65,872) |
| 10/17 | W | 41-13 | at Atlanta | (51,973) |
| 10/24 | W | 34-3 | Cleveland | (65,866) |
| 10/31 | L | 21-24 | at Tennessee | (66,415) |
| 11/7 | L | 27-31 | at Detroit | (73,224) |
| 11/14 | W | 35-10 | Carolina | (66,965) |
| 11/21 | W | 23-7 | at San Francisco | (68,193) |
| 11/28 | W | 43-12 | New Orleans | (65,864) |
| 12/5 | W | 34-21 | at Carolina | (62,285) |
| 12/12 | W | 30-14 | atNew Orleans | (46,838) |
| 12/19 | W | 31-10 | New York Giants | (66,065) |
| 12/26 | W | 34-12 | Chicago | (65,941) |
| 1/2 | L | 31-38 | at Philadelphia | (60,700) |
| **1/16/2000** | **W** | **49-37** | **Minnesota*** | **(66,194)** |
| **1/23/2000** | **W** | **11-6** | **Tampa Bay^** | **(66,496)** |
| **1/30/ 2000** | **W** | **23-16** | **vs. Tennessee (SB XXXIV)^^** | **(72,625)** |
| Total Attendance | | | | (1,202,350) |

*** Denotes NFC Divisional game**
**^ Denotes NFC Championship**
**^^ Denotes Super Bowl XXXVI in Atlanta**

| | Rams | OPP |
|---|---|---|
| **First Downs** | **335** | **263** |
| Rushing | 102 | 53 |
| Passing | 207 | 189 |
| Penalty | 26 | 21 |
| 3rd Down Efficiency | 91-194-46.9% | 77-228-33.8% |
| 4th Down Efficiency | 5-8-62.5 | 12-25-48% |
| Time of Poss. Avg. | 31:50 | 28:10 |
| **Total Net Yards** | **6,412** | **4,698** |
| Avg./Game | 400.8 | 293.6 |
| Total Plays | 994 | 991 |
| Avg./Play | 6.5 | 4.7 |
| **Net Yards Rushing** | **2,059** | **1,189** |
| Avg./Game | 128.7 | 74.3 |
| Total Rushes | 431 | 338 |
| **Net Yards Passing** | **4,580** | **3,509** |
| Avg./Game | 272.1 | 219.3 |
| Sacked/Yds. Lost | 33-227 | 57-358 |
| Gross Yards | 4,353 | 3,867 |
| Att-Comp-Int | 530-343-15 | 596-319-29 |
| Comp. % | 64.7 | 53.5 |
| **Punts/Avg.** | **60-41.1** | **86-42.7** |
| **Net Avg.** | **34.8** | **36.5** |
| **Penalties/Yards** | **113-889** | **114-1007** |
| **Fumbles/ Ball Lost** | **30-16** | **21-7** |
| **Touchdowns** | **66** | **26** |
| Rushing | 13 | 4 |
| Passing | 42 | 19 |
| Returns | 11 | 3 |

| Score by Periods | 1 | 2 | 3 | 4 | T |
|---|---|---|---|---|---|
| **Rams** | 123 | 170 | 106 | 127 | 526 |
| Opponents | 49 | 85 | 54 | 54 | 242 |

| Scoring | TD | Ru | Pa | Rt | PAT | FG | S | Pts. |
|---|---|---|---|---|---|---|---|---|
| Wilkins | 0 | 0 | 0 | 0 | 64-64 | 20-28 | 0 | 124 |
| Bruce | 12 | 0 | 12 | 0 | 0-0 | 0-0 | 0 | 74 |
| Faulk | 12 | 7 | 5 | 0 | 0-0 | 0-0 | 0 | 74 |
| Hakim | 9 | 0 | 8 | 1 | 0-0 | 0-0 | 0 | 54 |
| Holt | 6 | 0 | 6 | 0 | 0-0 | 0-0 | 0 | 36 |
| R. Williams | 6 | 0 | 6 | 0 | 0-0 | 0-0 | 0 | 36 |
| Holcombe | 5 | 4 | 1 | 0 | 0-0 | 0-0 | 0 | 30 |
| Jones | 3 | 0 | 0 | 3 | 0-0 | 0-0 | 0 | 18 |
| Horne | 2 | 0 | 0 | 2 | 0-0 | 0-0 | 0 | 12 |
| Robinson | 2 | 0 | 2 | 0 | 0-0 | 0-0 | 0 | 12 |
| Wistrom | 2 | 0 | 0 | 2 | 0-0 | 0-0 | 0 | 12 |
| Bly | 1 | 0 | 0 | 1 | 0-0 | 0-0 | 0 | 6 |
| Bush | 1 | 0 | 0 | 1 | 0-0 | 0-0 | 0 | 6 |
| Hodgins | 1 | 1 | 0 | 0 | 0-0 | 0-0 | 0 | 6 |
| Lee | 1 | 0 | 1 | 0 | 0-0 | 0-0 | 0 | 6 |
| Lyght | 1 | 0 | 0 | 1 | 0-0 | 0-0 | 0 | 6 |
| Tucker | 1 | 0 | 1 | 0 | 0-0 | 0-0 | 0 | 6 |
| Warner | 1 | 1 | 0 | 0 | 0-0 | 0-0 | 0 | 6 |
| Fletcher | 0 | 0 | 0 | 0 | 0-0 | 0-0 | 1 | 2 |
| **Rams** | **66** | **13** | **42** | **11** | **64-64** | **20-28** | **1** | **526** |
| **Opponents** | **26** | **4** | **19** | **3** | **22-23** | **20-26** | **0** | **242** |

**Two Point Conversions:** Rams 2/2, Opponents 2/3

**Sacks:** Kevin Carter 17.0, D'Marco Farr 8.5, Grant Wistrom 6.5, Jeff Zgonina 4.5, Jay Williams 4.0, London Fletcher 3.0-, Charlie Clemons 3.0, Todd Lyght 2.5, Ray Agnew 2.5, Dexter McCleon 1.5, Mike Jones, 1.0, Billy Jenkins 1.0, Keith Lyle 1.0, Nate Hobgood-Chittick, 0.5, Taje Allen, 0.5 **RAMS: 57.0; Opp. 33.0.**

**Usual Starters**

| | | | |
|---|---|---|---|
| WR | Torry Holt (15) | LE | Kevin Carter (16) |
| LT | Orland Pace (16) | LDT | Ray Agnew (16) |
| LG | Tom Nütten [14) | RDT | D'Marco Farr (16) |
| C | Mike Gruttadauria (16) | RE | Grant Wistrom (16) |
| RG | Adam Timmerman (16) | LLB | Mike Jones (16) |
| RT | Fred Miller (16) | MLB | London Fletcher (16) |
| TE | Roland Williams (15) | RLB | Todd Collins (13) |
| WR | Isaac Bruce (16) | LC | Todd Lyght (16) |
| QB | Kurt Warner (16) | RC | Dexter McCleon (15) |
| FB | Robert Holcombe (7) | SS | Billy Jenkins (16) |
| RB | Marshall Faulk (16) | FS | Keith Lyle (9) |

| Rushing | No. | Yards | Avg. | Long | TD |
|---|---|---|---|---|---|
| Marshall Faulk | 253 | 1,381 | 5.5 | 58 | 7 |
| Robert Holcombe | 78 | 294 | 3.8 | 34 | 4 |
| Justin Watson | 47 | 179 | 3.8 | 21 | 0 |
| Kurt Warner | 23 | 92 | 4.0 | 22 | 1 |
| Az-Zahir Hakim | 4 | 44 | 11.0 | 31 | 0 |
| Isaac Bruce | 5 | 32 | 6.4 | 11 | 0 |
| Torry Holt | 3 | 25 | 8.3 | 14 | 0 |
| James Hodgins | 7 | 10 | 1.4 | 3 | 1 |
| Amp Lee | 3 | 3 | 1.0 | 4 | 0 |
| Joe Germaine | 3 | 0 | 0.0 | 2 | 0 |
| Paul Justin | 5 | -1 | -0.2 | 3 | 0 |
| **Rams** | **431** | **2,059** | **4.8** | **58** | **13** |
| **Opponents** | **338** | **1,189** | **3.5** | **40** | **4** |

| Receiving | No. | Yards | Avg. | Long | TD |
|---|---|---|---|---|---|
| Marshall Faulk | 87 | 1,048 | 12.0 | 57t | 5 |
| Isaac Bruce | 77 | 1,165 | 15.1 | 60 | 12 |
| Torry Holt | 52 | 788 | 15.2 | 63t | 6 |
| Az-Zahir Hakim | 36 | 677 | 18.8 | 75t | 8 |
| Ricky Proehl | 33 | 349 | 10.6 | 30 | 0 |
| Roland Williams | 25 | 226 | 9.0 | 24 | 6 |
| Robert Holcombe | 14 | 163 | 11.6 | 30 | 1 |
| Jeff Robinson | 6 | 76 | 12.7 | 30 | 2 |
| James Hodgins | 6 | 35 | 5.8 | 10 | 0 |
| Amp Lee | 3 | 22 | 7.3 | 15t | 1 |
| Chad Lewis | 1 | 12 | 12.0 | 12 | 0 |
| Ernie Conwell | 1 | 11 | 11.0 | 11 | 0 |
| Chris Thomas | 1 | 6 | 6.0 | 6 | 0 |
| Ryan Tucker | 1 | 2 | 2.0 | 2t | 1 |
| **Rams** | **343** | **4,580** | **13.4** | **75t** | **42** |
| **Opponents** | **319** | **3,867** | **12.1** | **68t** | **19** |

| Interceptions | No. | Yards | Avg. | Long | TD |
|---|---|---|---|---|---|
| Todd Lyght | 6 | 112 | 18.7 | 57t | 1 |
| Mike Jones | 4 | 96 | 24.0 | 44t | 2 |
| Dexter McCleon | 4 | 17 | 4.3 | 14 | 0 |
| Dre' Bly | 3 | 53 | 17.7 | 53t | 1 |
| Grant Wistrom | 2 | 131 | 65.5 | 91t | 2 |
| Taje Allen | 2 | 76 | 38.0 | 40 | 0 |
| Devin Bush | 2 | 45 | 22.5 | 45 | 1 |
| Keith Lyle | 2 | 10 | 5.0 | 10 | 0 |
| Billy Jenkins | 2 | 16 | 8.0 | 14 | 0 |
| Rich Coady | 1 | 11 | 11.0 | 11 | 0 |
| Charlie Clemons | 1 | 0 | 0.0 | 0 | 0 |
| **Rams** | **29** | **567** | **19.6** | **91t** | **7** |
| **Opponents** | **15** | **266** | **17.7** | **60** | **2** |

| Punting | No. | Yards | Avg. | TB | In20 | Long | Blk. |
|---|---|---|---|---|---|---|---|
| Rick Tuten | 32 | 1,359 | 42.5 | 7 | 9 | 70 | 0 |
| Mike Horan | 26 | 1,048 | 40.3 | 4 | 7 | 57 | 0 |
| Jeff Wilkins | 2 | 57 | 28.5 | 0 | 1 | 34 | 0 |
| **Rams** | **60** | **2,464** | **41.1** | **11** | **17** | **70** | **0** |
| **Opponents** | **86** | **3,674** | **42.7** | **2** | **26** | **65** | **0** |

| Punt Returns | No. | FC | Yards | Avg. | Long | TD |
|---|---|---|---|---|---|---|
| Az-Zahir Hakim | 44 | 22 | 461 | 10.5 | 84t | 1 |
| Tony Horne | 5 | 0 | 22 | 4.4 | 9 | 0 |
| Torry Holt | 3 | 2 | 15 | 5.0 | 11 | 0 |
| Ricky Proehl | 0 | 1 | 0 | 0 | 0 | 0 |
| **Rams** | **52** | **25** | **498** | **9.6** | **84t** | **1** |
| **Opponents** | **23** | **7** | **155** | **6.7** | **20** | **0** |

| Kickoff Returns | No. | Yards | Avg. | Long | TD |
|---|---|---|---|---|---|
| Tony Horne | 30 | 892 | 29.7 | 101t | 2 |
| Ron Carpenter | 16 | 406 | 25.4 | 43 | 0 |
| London Fletcher | 2 | 13 | 6.5 | 13 | 0 |
| Az-Zahir Hakim | 2 | 35 | 17.5 | 20 | 0 |
| James Hodgins | 2 | 4 | 2.0 | 4 | 0 |
| Dre' Bly | 1 | 1 | 1.0 | 1 | 0 |
| Andy McCollum | 1 | 3 | 3.0 | 3 | 0 |
| **Rams** | **54** | **1,354** | **25.1** | **101t** | **2** |
| **Opponents** | **85** | **2,115** | **24.9** | **69** | **0** |

| Field Goals | 1-19 | 20-29 | 30-39 | 40-49 | 50+ |
|---|---|---|---|---|---|
| Jeff Wilkins | 1-1 | 5-5 | 6-7 | 7-11 | 1-4 |
| **Rams** | **1-1** | **5-5** | **6-7** | **7-11** | **1-4** |
| **Opponents** | **1-1** | **8-9** | **2-4** | **8-9** | **1-3** |

**Jeff Wilkins** (36, 51) ( ) (19) (22, 49) (28, 36) (54N, 38N) (34 )( ) (43N, 40, 20, 49) ( ) (44, 51N, 29) (40, 30, 41N, 40N, 38) (50N, 74) (48N, 38, 28) (47)

**Opponents** (54N, 25, 54N) ( ) (36, 33N) (42, 43) (19, 25) (47) (27) (29, 43, 44)(24) ( ) (51, 42, 45, 35, 24N) ( ) (29, 26) (23F, 42N) ( ) (46, 39N)

| Passing | Att. | Comp. | Yards | Pct. | Yds./Att. | TD | TD% | Int. | Int% | Long | Sack/Lost | Rating |
|---|---|---|---|---|---|---|---|---|---|---|---|---|
| Kurt Warner | 499 | 325 | 4,353 | 65.1 | 8.72 | 41 | 8.2 | 13 | 2.6 | 75t | 29/201 | 109.2 |
| Joe Germaine | 16 | 9 | 136 | 56.3 | 8.50 | 1 | 6.3 | 2 | 12.5 | 63t | 3/23 | 65.6 |
| Paul Justin | 14 | 9 | 91 | 64.3 | 6.50 | 0 | 0.0 | 0 | 0.0 | 27 | 1/3 | 82.7 |
| Marshall Faulk | 1 | 0 | 0 | 0.0 | 0.0 | 0 | 0 | 0 | 0.0 | 0 | 0/0 | 39.6 |
| **Rams** | **530** | **343** | **4,580** | **64.7** | **8.64** | **42** | **7.9** | **15** | **2.8** | **75t** | **33/227** | **106.6** |
| **Opponents** | **596** | **319** | **3,867** | **53.5** | **6.49** | **19** | **3.2** | **29** | **4.9** | **71t** | **57/358** | **63.8** |

# 1998 (4-12) 5th, NFC West - Dick Vermeil

| Date | W/L | Score | Opponent | Attend. |
|---|---|---|---|---|
| 9/6 | L | 17-24 | New Orleans | (56,943) |
| 9/13 | L | 31-38 | Minnesota | (56,234) |
| 9/20 | W | 34-33 | at Buffalo | (65,199) |
| 9/27 | L | 17-20 | Arizona | (55,832) |
| 10/11 | W | 30-10 | New York Jets | (55,938) |
| 10/18 | L | 0-14 | at Miami | (65,418) |
| 10/25 | L | 10-28 | San Francisco | (58,563) |
| 11/1 | L | 15-37 | at Atlanta | (37,996) |
| 11/8 | W | 20-12 | at Chicago | (50,263) |
| 11/15 | L | 3-24 | at New Orleans | (46,430) |
| 11/22 | L | 20-24 | Carolina | (50,716) |
| 11/29 | L | 10-21 | Atlanta | (47,941) |
| 12/3 | L | 14-17 | at Philadelphia | (66,155) |
| 12/13 | W | 32-18 | New England | (48,946) |
| 12/20 | L | 13-20 | at Carolina | (50,047) |
| 12/27 | L | 19-38 | at San Francisco | (68,386) |
| Total Attendance | | | | (881,007) |

| | Rams | OPP |
|---|---|---|
| **First Downs** | **281** | **282** |
| Rushing | 81 | 92 |
| Passing | 164 | 161 |
| Penalty | 36 | 29 |
| 3rd Down Eff. | 77-222-34.7% | 83-221-37.6% |
| 4th Down Eff. | 9-16-56.3 | 3-9-33.3% |
| Time of Poss. Avg. | 28:59 | 31:01 |
| **Total Net Yards** | **4,472** | **4,880** |
| Avg./Game | 279.5 | 305.0 |
| Total Plays | 998 | 1004 |
| Avg./Play | 4.5 | 4.9 |
| **Net Yards Rushing** | **1,358** | **2,049** |
| Avg./Game | 86.6 | 128.1 |
| Total Rushes | 395 | 479 |
| **Net Yards Passing** | **3,087** | **2,831** |
| Avg./Game | 192.9 | 176.9 |
| Sacked/Yds. Lost | 47-294 | 50-349 |
| Gross Yards | 3381 | 3180 |
| Att-Comp-Int | 556-314-18 | 475-256-16 |
| Comp. % | 56.5 | 53.8 |
| **Punts/Avg.** | **95-44.2** | **92-42.6** |
| **Net Avg.** | **35.3** | **35.8** |
| **Penalties/Yards** | **111-945** | **112-915** |
| **Fumbles/ Ball Lost** | **32-15** | **16-7** |
| **Touchdowns** | **32** | **43** |
| Rushing | 17 | 11 |
| Passing | 12 | 28 |
| Returns | 3 | 4 |

| Score by Periods | 1 | 2 | 3 | 4 | T |
|---|---|---|---|---|---|
| **Rams** | 37 | 91 | 72 | 85 | 285 |
| Opponents | 116 | 107 | 80 | 75 | 378 |

| Scoring | TD | Ru | Pa | Rt | PAT | FG | S | Pts. |
|---|---|---|---|---|---|---|---|---|
| Wilkins | 0 | 0 | 0 | 0 | 25-26 | 20-26 | 0 | 85 |
| Lee | 4 | 2 | 2 | 0 | 0-0 | 0-0 | 0 | 26 |
| G. Hill | 4 | 4 | 0 | 0 | 0-0 | 0-0 | 0 | 24 |
| Banks | 3 | 3 | 0 | 0 | 0-0 | 0-0 | 0 | 20 |
| Proehl | 3 | 0 | 3 | 0 | 0-0 | 0-0 | 0 | 20 |
| Henley | 3 | 3 | 0 | 0 | 0-0 | 0-0 | 0 | 18 |
| Hakim | 2 | 1 | 1 | 0 | 0-0 | 0-0 | 0 | 12 |
| D. Harris | 2 | 0 | 2 | 0 | 0-0 | 0-0 | 0 | 12 |
| Holcombe | 2 | 2 | 0 | 0 | 0-0 | 0-0 | 0 | 12 |
| Kennison | 2 | 0 | 1 | 1 | 0-0 | 0-0 | 0 | 12 |
| Moore | 2 | 2 | 0 | 0 | 0-0 | 0-0 | 0 | 12 |
| Bruce | 1 | 0 | 1 | 0 | 0-0 | 0-0 | 0 | 6 |
| Horne | 1 | 0 | 0 | 1 | 0-0 | 0-0 | 0 | 6 |
| McNeil | 1 | 0 | 0 | 1 | 0-0 | 0-0 | 0 | 6 |
| Robinson | 1 | 0 | 1 | 0 | 0-0 | 0-0 | 0 | 6 |
| R. Williams | 1 | 0 | 1 | 0 | 0-0 | 0-0 | 0 | 6 |
| Bono | 0 | 0 | 0 | 0 | 0-0 | 0-0 | 0 | 2 |
| **Rams** | **32** | **17** | **12** | **3** | **25-26** | **20-26** | **0** | **285** |
| **Opponents** | **43** | **11** | **18** | **4** | **40-40** | **24-27** | **2** | **378** |

**Two Point Conversions:** Banks, Bono, Lee, Proehl. Rams 4-6, Opp. 2-3

**Sacks:** Kevin Carter 12.0, D'Marco Farr 7.0, Romas Phifer 6.5, Ray Agnew 5.0, Billy Jenkins 3.0, Mike A. Jones 3.0, Grant Wistrom 3.01, Mike D. Jones 2.5, Charlie Clemons 2.0, Todd Lyght 1.5, Eric Hill, 1.0, Keith Lyle 1.0, Jay Williams 1.0, Toby Wright 1.0, Leonard Little 0.5. **RAMS: 50.0; Opponents 47.0**

**Usual Starters**

| | | | |
|---|---|---|---|
| WR | Eddie Kennison (13) | LE | Kevin Carter (16) |
| LT | Orland Pace (16) | LDT | Ray Agnew (12) |
| LG | Fred Miller (15) | RDT | D'Marco Farr (16) |
| C | John Flannery (16) | RE | Mike D. Jones (15) |
| RG | Zach Wiegert (13) | LLB | Mike A. Jones (16) |
| RT | Wayne Gandy (16) | MLB | Eric Hill (13) |
| TE | Roland Williams (9) | RLB | Roma Phifer (13) |
| WR | Ricky Proehl (11) | LC | Todd Lyght (16) |
| QB | Tony Banks (14) | RC | Ryan McNeil (12) |
| FB | Derrick Harris (14) | SS | Billy Jenkins (12) |
| RB | Robert Holcombe (6) | FS | Keith Lyle (16) |

| Rushing | No. | Yards | Avg. | Long | TD |
|---|---|---|---|---|---|
| June Henley | 88 | 313 | 3.6 | 22 | 3 |
| Greg Hill | 40 | 240 | 6.0 | 46 | 4 |
| Robert Holcombe | 98 | 230 | 2.3 | 12 | 2 |
| Amp Lee | 44 | 175 | 4.0 | 38 | 2 |
| Tony Banks | 40 | 156 | 3.9 | 19 | 3 |
| Jerald Moore | 55 | 137 | 2.5 | 18 | 2 |
| Derrick Harris | 13 | 38 | 2.7 | 15 | 0 |
| Az-Zahir Hakim | 2 | 30 | 15.0 | 34t | 1 |
| Isaac Bruce | 1 | 30 | 30.0 | 30 | 0 |
| Steve Bono | 10 | 13 | 1.3 | 7 | 0 |
| Ricky Proehl | 1 | 14 | 14.0 | 14 | 0 |
| Eddie Kennison | 2 | 9 | 4.5 | 9 | 0 |
| **Rams** | **395** | **1,385** | **3.5** | **46** | **17** |
| **Opponents** | **479** | **2,049** | **4.3** | **74t** | **11** |

| Receiving | No. | Yards | Avg. | Long | TD |
|---|---|---|---|---|---|
| Amp Lee | 64 | 667 | 10.4 | 44 | 2 |
| Ricky Proehl | 60 | 771 | 12.9 | 47 | 3 |
| June Henley | 35 | 252 | 7.2 | 43 | 0 |
| Isaac Bruce | 32 | 457 | 14.3 | 80t | 1 |
| J.T. Thomas | 20 | 287 | 14.4 | 42 | 0 |
| Az-Zahir Hakim | 20 | 247 | 12.4 | 22 | 1 |
| Eddie Kennison | 17 | 234 | 13.8 | 45 | 1 |
| Roland Williams | 15 | 144 | 9.6 | 33 | 1 |
| Ernie Conwell | 15 | 105 | 7.0 | 13 | 0 |
| Derrick Harris | 12 | 57 | 4.8 | 8 | 2 |
| Jerald Moore | 9 | 60 | 6.7 | 14 | 0 |
| Tyji Armstrong | 6 | 54 | 9.0 | 20 | 0 |
| Robert Holcombe | 6 | 34 | 5.7 | 14 | 0 |
| Greg Hill | 1 | 6 | 6.0 | 6 | 0 |
| Jeff Robinson | 1 | 4 | 4.0 | 4t | 1 |
| John Flannery | 1 | 2 | 2.0 | 2 | 0 |
| **Rams** | **314** | **3,381** | **10.8** | **80t** | **12** |
| **Opponents** | **256** | **3,180** | **12.4** | **68t** | **28** |

| Interceptions | No. | Yards | Avg. | Long | TD |
|---|---|---|---|---|---|
| Todd Lyght | 3 | 30 | 10.0 | 17 | 0 |
| Keith Lyle | 3 | 20 | 6.7 | 20 | 0 |
| Billy Jenkins | 2 | 31 | 15.5 | 25 | 0 |
| Dexter McCleon | 2 | 29 | 14.5 | 15 | 0 |
| Mike A. Jones | 2 | 13 | 6.5 | 13 | 0 |
| Roman Phifer | 1 | 41 | 41.0 | 41 | 0 |
| Ryan McNeil | 1 | 37 | 37.0 | 37t | 1 |
| Ray Agnew | 1 | 0 | 0.0 | 0 | 0 |
| Eric Hill | 1 | 0 | 0.0 | 0 | 0 |
| **Rams** | **16** | **201** | **12.6** | **41** | **1** |
| **Opponents** | **18** | **194** | **10.8** | **32t** | **1** |

| Punting | No. | Yards | Avg. | TB | In20 | Long | Blk. |
|---|---|---|---|---|---|---|---|
| Rick Tuten | 95 | 4,202 | 44.2 | 10 | 16 | 64 | 0 |
| **Rams** | **95** | **4,202** | **44.2** | **10** | **16** | **64** | **0** |
| **Opponents** | **92** | **3,825** | **41.6** | **6** | **24** | **66** | **0** |

| Punt Returns | No. | FC | Yards | Avg. | Long | TD |
|---|---|---|---|---|---|---|
| Eddie Kennison | 40 | 25 | 415 | 10.4 | 71t | 1 |
| Tony Horne | 1 | 0 | 0 | 0.0 | 0 | 0 |
| **Rams** | **41** | **25** | **415** | **10.1** | **71t** | **1** |
| **Opponents** | **58** | **15** | **652** | **11.2** | **72t** | **1** |

| Kickoff Returns | No. | Yards | Avg. | Long | TD |
|---|---|---|---|---|---|
| Tony Horne | 56 | 1,306 | 23.3 | 102t | 1 |
| London Fletcher | 5 | 72 | 14.4 | 20 | 0 |
| J.T. Thomas | 4 | 79 | 19.8 | 24 | 0 |
| June Henley | 1 | 13 | 13.0 | 13 | 0 |
| Mike D. Jones | 1 | 2 | 2.0 | 2 | 0 |
| Charlie Clemons | 1 | 0 | 0.0 | 0 | 0 |
| **Rams** | **68** | **1,472** | **21.6** | **102t** | **1** |
| **Opponents** | **47** | **1,020** | **21.7** | **55** | **0** |

| Field Goals | 1-19 | 20-29 | 30-39 | 40-49 | 50+ |
|---|---|---|---|---|---|
| Jeff Wilkins | 0-0 | 4-5 | 8-8 | 5-7 | 3-6 |
| **Rams** | **0-0** | **4-5** | **8-8** | **5-7** | **3-6** |
| **Opponents** | **1-1** | **8-9** | **8-8** | **4-6** | **3-3** |

**Jeff Wilkins** (34) (53) (27, 25) (45M, 57) (52, 30, 34, 29M) ( ) (46) (24, 33) (33, 53M) (39, 41) (61M, 39, 48) (46, 20, 52M) (48) (43, 38) ( )

**Opponents** (36) (24) (36) (48M, 22, 29) (54) ( ) ( ) (23, 22, 29B, 43) (31) (26) (35) (42, 32) (50, 46B) (37, 41, 55, 17) (32, 37) (20, 29, 44)

| Passing | Att. | Comp. | Yards | Pct. | Yards/Att. | TD | TD% | Int. | Int% | Long | Sack/Lost | Rating |
|---|---|---|---|---|---|---|---|---|---|---|---|---|
| Tony Banks | 408 | 241 | 2,535 | 59.1 | 6.21 | 7 | 1.7 | 14 | 3.4 | 80t | 41/237 | 68.6 |
| Steve Bono | 136 | 69 | 807 | 50.7 | 5.93 | 5 | 3.7 | 4 | 2.9 | 47 | 6/57 | 69.1 |
| Kurt Warner | 11 | 4 | 39 | 36.4 | 5.93 | 0 | 0.0 | 0 | 0.0 | 21 | 0/0 | 47.2 |
| Rick Tuten | 1 | 0 | 0 | 0.0 | 0.0 | 0 | 0 | 0 | 0.0 | 0 | 0/0 | 39.6 |
| **Rams** | **556** | **314** | **3,381** | **56.5** | **6.08** | **12** | **2.2** | **18** | **3.2** | **80t** | **47-294** | **68.2** |
| **Opponents** | **475** | **256** | **3,180** | **53.9** | **6.69** | **28** | **5.9** | **16** | **3.4** | **68t** | **50-349** | **80.5** |

# 1997 (5-11) 4th, NFC West - Dick Vermeil

| Date | W/L | Score | Opponent | Attend. |
|---|---|---|---|---|
| 8/31 | W | 38-24 | New Orleans | (64,575) |
| 9/7 | L | 12-15 | San Francisco | (64,630) |
| 9/14 | L | 14-35 | at Denver | (74,338) |
| 9/21 | W | 13-3 | New York Giants | (64,642) |
| 9/28 | L | 17-35 | at Oakland | (42,506) |
| 10/12 | L | 10-30 | at San Francisco | (63,825) |
| 10/19 | L | 9-17 | Seattle | (64,819) |
| 10/26 | L | 20-28 | Kansas City | (64,864) |
| 11/2 | L | 31-34 | at Atlanta | (36,853) |
| 11/9 | L | 7-17 | at Green Bay | (60,093) |
| 11/16 | L | 21-27 | Atlanta | (64,299) |
| 11/23 | L | 10-16 | Carolina | (64,609) |
| 11/30 | W | 23-20 | at Washington | (74,772) |
| 12/7 | W | 34-27 | at New Orleans | (54,803) |
| 12/14 | L | 10-13 | Chicago | (66,030) |
| 12/20 | W | 30-18 | at Carolina | (58,101) |
| Total Attendance | | | | (983,759) |

| | Rams | OPP |
|---|---|---|
| **First Downs** | **271** | **296** |
| Rushing | 85 | 84 |
| Passing | 161 | 177 |
| Penalty | 25 | 35 |
| 3rd Down Efficiency | 73-223-32.7% | 76-215-35.3% |
| 4th Down Efficiency | 4-11-36.4 | 5-11-45.5% |
| Time of Poss. Avg. | 29:47 | 30:13 |
| **Total Net Yards** | **4,761** | **5,066** |
| Avg./Game | 297.6 | 316.6 |
| Total Plays | 1013 | 1021 |
| Avg./Play | 4.7 | 5.0 |
| **Net Yards Rushing** | **1,563** | **1,687** |
| Avg./Game | 97.7 | 105.4 |
| Total Rushes | 443 | 440 |
| **Net Yards Passing** | **3,198** | **3,379** |
| Avg./Game | 199.9 | 211.2 |
| Sacked/Yds. Lost | 44-326 | 38-296 |
| Gross Yards | 3,675 | 3,379 |
| Att-Comp-Int | 526-271-15 | 543-288-25 |
| Comp. % | 51.5 | 53.0 |
| **Punts/Avg.** | **95-41.9** | **82-44.5** |
| **Net Avg.** | **33.8** | **39.0** |
| **Penalties/Yards** | **142-1,065** | **133-1,064** |
| **Fumbles/ Ball Lost** | **29-15** | **27-14** |
| **Touchdowns** | **32** | **39** |
| Rushing | 15 | 10 |
| Passing | 14 | 26 |
| Returns | 3 | 3 |

| Score by Periods | 1 | 2 | 3 | 4 | T |
|---|---|---|---|---|---|
| **Rams** | 37 | 121 | 68 | 73 | 299 |
| Opponents | 57 | 104 | 96 | 102 | 359 |

| Scoring | TD | Ru | Pa | Rt | PAT | FG | S | Pts. |
|---|---|---|---|---|---|---|---|---|
| Jeff Wilkins | 0 | 0 | 0 | 0 | 32-32 | 25-37 | 0 | 107 |
| Lawrence Phillips | 8 | 8 | 0 | 0 | 0-0 | 0-0 | 0 | 48 |
| Isaac Bruce | 5 | 0 | 5 | 0 | 0-0 | 0-0 | 0 | 30 |
| Ernie Conwell | 4 | 0 | 4 | 0 | 0-0 | 0-0 | 0 | 24 |
| Amp Lee | 3 | 0 | 3 | 0 | 0-0 | 0-0 | 0 | 18 |
| Jerald Moore | 3 | 3 | 0 | 0 | 0-0 | 0-0 | 0 | 18 |
| Tony Banks | 1 | 1 | 0 | 0 | 0-0 | 0-0 | 0 | 6 |
| Craig Heyward | 1 | 1 | 0 | 0 | 0-0 | 0-0 | 0 | 6 |
| Aaron Laing | 1 | 0 | 1 | 0 | 0-0 | 0-0 | 0 | 6 |
| Ryan McNeil | 1 | 0 | 0 | 1 | 0-0 | 0-0 | 0 | 6 |
| Ronald Moore | 1 | 1 | 0 | 0 | 0-0 | 0-0 | 0 | 6 |
| Leslie O'Neal | 1 | 0 | 0 | 1 | 0-0 | 0-0 | 0 | 6 |
| Torrence Small | 1 | 0 | 1 | 0 | 0-0 | 0-0 | 0 | 6 |
| David Thompson | 1 | 1 | 0 | 0 | 0-0 | 0-0 | 0 | 6 |
| Zach Wiegert | 1 | 0 | 0 | 1 | 0-0 | 0-0 | 0 | 6 |
| **Rams** | **32** | **15** | **14** | **3** | **32-32** | **25-37** | **0** | **299** |
| **Opponents** | **39** | **10** | **26** | **3** | **31-31** | **26-31** | **1** | **359** |

**Two Point Conversions:** Rams 0/0, Opponents 7/8

**Sacks:** Leslie O'Neal 10.0, Kevin Carter 7.5, Bill Johnson 4.0, D'Marco Farr 3.0, Mike Jones 2.0, Keith Lyle 2.0, Roman Phifer 2.0, Jeff Zgonina 2.0, Robert Jones 1.0, Bryan Robinson 1.0, Todd Lyght 1.0, Jay Williams 1.0, Jeff Robinson 0.5.
**RAMS: 38.0; Opponents 44.0.**

**Usual Starters**

| | | | |
|---|---|---|---|
| WR | Eddie Kennison (9) | LE | Kevin Carter (16) |
| LT | Orlando Pace (9) | LDT | Bill Johnson (16) |
| LG | John Gerak (9) | RDT | D'Marco Farr (16) |
| C | Mike Gruttadauria (14) | RE | Leslie O'Neal (14) |
| RG | Zach Wiegert (15) | LLB | Mike Jones (16) |
| RT | Wayne Gandy (9) | MLB | Robert Jones (15) |
| TE | Ernie Conwell (16) | RLB | Roman Phifer (15) |
| WR | Isaac Bruce (12) | LC | Todd Lyght (16) |
| QB | Tony Banks (16) | RC | Ryan McNeil (16) |
| FB | Craig Heyward (12) | SS | Toby Wright (11) |
| RB | Lawrence Phillips (9) | FS | Keith Lyle (16) |

| Rushing | No. | Yards | Avg. | Long | TD |
|---|---|---|---|---|---|
| Lawrence Phillips | 183 | 633 | 3.5 | 28 | 8 |
| Jerald Moore | 104 | 380 | 3.7 | 26 | 3 |
| Tony Banks | 47 | 186 | 4.0 | 23 | 1 |
| Amp Lee | 28 | 104 | 3.7 | 14 | 0 |
| Ronald Moore | 24 | 103 | 4.3 | 27t | 1 |
| Craig Heyward | 34 | 84 | 2.5 | 8 | 1 |
| Keith Crawford | 2 | 32 | 16.0 | 23 | 0 |
| David Thompson | 16 | 30 | 1.9 | 9 | 1 |
| Eddie Kennison | 3 | 13 | 4.3 | 6 | 0 |
| Mark Rypien | 1 | 1 | 1.0 | 1 | 0 |
| Mike Horan | 1 | -3 | -3.0 | -3 | 0 |
| **Rams** | **443** | **1,563** | **3.5** | **28** | **15** |
| **Opponents** | **440** | **1,687** | **3.8** | **65** | **10** |

| Receiving | No. | Yards | Avg. | Long | TD |
|---|---|---|---|---|---|
| Amp Lee | 61 | 825 | 13.5 | 62 | 3 |
| Isaac Bruce | 56 | 815 | 14.6 | 59 | 5 |
| Ernie Conwell | 38 | 404 | 10.6 | 46t | 4 |
| Torrance Small | 32 | 488 | 15.3 | 46 | 1 |
| Eddie Kennison | 25 | 404 | 16.2 | 76 | 0 |
| Keith Crawford | 11 | 232 | 21.1 | 69 | 0 |
| Lawrence Phillips | 10 | 33 | 3.3 | 17 | 0 |
| Craig Heyward | 8 | 77 | 9.6 | 25 | 0 |
| Jerald Moore | 8 | 69 | 8.6 | 19 | 0 |
| Aaron Laing | 5 | 31 | 6.2 | 11 | 1 |
| Malcolm Floyd | 4 | 39 | 9.8 | 14 | 0 |
| Ronald Moore | 4 | 34 | 8.5 | 13 | 0 |
| Jermaine Ross | 3 | 37 | 12.3 | 14 | 0 |
| J.T. Thomas | 2 | 25 | 12.5 | 16 | 0 |
| MitchJacoby | 2 | 10 | 5.0 | 10 | 0 |
| Zach Wiegert | 1 | 1 | 1.0 | 1 | 0 |
| Mike Gruttadauria | 1 | 0 | 0.0 | 0 | 0 |
| **Rams** | **271** | **3,524** | **13.0** | **76** | **14** |
| **Opponents** | **288** | **3,675** | **12.8** | **72t** | **26** |

| Interceptions | No. | Yards | Avg. | Long | TD |
|---|---|---|---|---|---|
| Ryan McNeil | 9 | 127 | 14.1 | 75t | 1 |
| Keith Lyle | 8 | 102 | 12.8 | 39 | 0 |
| Todd Lyght | 4 | 25 | 6.3 | 13 | 0 |
| D'Marco Farr | 1 | 22 | 22.0 | 22 | 0 |
| Leslie O'Neal | 1 | 5 | 5.0 | 5 | 0 |
| Mike A. Jones | 1 | 0 | 0.0 | 0 | 0 |
| Dexter McCleon | 1 | 0 | 0.0 | 0 | 0 |
| **Rams** | **25** | **281** | **11.2** | **75t** | **1** |
| **Opponents** | **15** | **85** | **5.7** | **29** | **0** |

| Punting | No. | Yards | Avg. | TB | In20 | Long | Blk. |
|---|---|---|---|---|---|---|---|
| Mike Horan | 53 | 2,272 | 42.9 | 4 | 10 | 60 | 0 |
| Will Brice | 41 | 1,713 | 41.8 | 4 | 6 | 61 | 1 |
| **Rams** | **95** | **3,985** | **41.9** | **8** | **16** | **61** | **1** |
| **Opponents** | **82** | **3,648** | **44.5** | **9** | **23** | **61** | **0** |

| Punt Returns | No. | FC | Yards | Avg. | Long | TD |
|---|---|---|---|---|---|---|
| Eddie Kennison | 34 | 20 | 247 | 7.3 | 43 | 0 |
| Malcolm Floyd | 4 | 2 | 15 | 3.8 | 8 | 0 |
| Jermaine Ross | 2 | 0 | 12 | 6.0 | 6 | 0 |
| Amp Lee | 0 | 1 | 0 | --- | --- | 0 |
| **Rams** | **40** | **23** | **274** | **6.9** | **43** | **0** |
| **Opponents** | **60** | **14** | **618** | **10.3** | **94t** | **1** |

| Kickoff Returns | No. | Yards | Avg. | Long | TD |
|---|---|---|---|---|---|
| David Thompson | 49 | 1,110 | 22.7 | 56 | 0 |
| Jermaine Ross | 6 | 130 | 21.7 | 42 | 0 |
| J.T. Thomas | 5 | 97 | 19.4 | 24 | 0 |
| Amp Lee | 4 | 71 | 17.8 | 19 | 0 |
| Ronald Moore | 1 | 17 | 17.0 | 17 | 0 |
| Eddie Kennison | 1 | 14 | 14.0 | 7 | 0 |
| Jay Williams | 1 | 10 | 10.0 | 10 | 0 |
| Jeff Zgonina | 1 | 5 | 5.0 | 5 | 0 |
| **Rams** | **68** | **1,454** | **21.4** | **56** | **0** |
| **Opponents** | **54** | **1,262** | **23.4** | **102t** | **1** |

| Field Goals | 1-19 | 20-29 | 30-39 | 40-49 | 50+ |
|---|---|---|---|---|---|
| Jeff Wilkins | 0-0 | 8-9 | 8-12 | 7-14 | 2-2 |
| **Rams** | **0-0** | **8-9** | **8-12** | **7-14** | **2-2** |
| **Opponents** | **1-1** | **9-10** | **4-4** | **8-10** | **4-6** |

**Jeff Wilkins** (36M, 36) (40, 49, 52, 34) (37M) (23, 21) (38) (34) (51, 29, 46) (45M, 25, 49) (38) (37B, 36M) (28M, 48M) (40M, 26) (30, 43M, 23, 25) (45M, 37, 34, 48M) (40M, 28) (49, 42, 47)

**Opponents** (31, 53, 46) (50M) (43B) (54M, 42M, 47) ( ) (20, 46, 28) (24) (25, 52, 41, 39) (37, 27) (44) (27, 44) (36, 53, 27) (43, 19) (49, 53) (22B, 27, 20) ( )

| Passing | Att. | Comp. | Yards | Pct. | Yards/Att. | TD | TD% | Int. | Int% | Long | Sack/Lost | Rating |
|---|---|---|---|---|---|---|---|---|---|---|---|---|
| Tony Banks | 487 | 252 | 3,254 | 51.7 | 6.68 | 14 | 2.9 | 13 | 2.7 | 76 | 43/317 | 71.5 |
| Mark Rypien | 39 | 19 | 270 | 48.7 | 6.92 | 0 | 0.0 | 2 | 5.1 | 62 | 1/9 | 50.2 |
| **Rams** | **526** | **271** | **3,524** | **51.5** | **6.70** | **14** | **2.7** | **15** | **2.9** | **76** | **44/326** | **69.9** |
| **Opponents** | **543** | **288** | **3,675** | **53.0** | **6.77** | **26** | **4.8** | **25** | **4.6** | **72t** | **38/296** | **71.3** |

# 1996 (6-10) 3rd, NFC West - Rich Brooks

| Date | W/L | Score | Opponent | Attend. |
|---|---|---|---|---|
| 9/1 | W | 26-16 | Cincinnati | (62,659) |
| 9/8 | L | 0-34 | at San Francisco | (63,624) |
| 9/22 | L | 10-17 | Washington | (62,303) |
| 9/29 | L | 28-31 | at Arizona (OT) | (33,116) |
| 10/6 | L | 11-28 | San Francisco | (61,260) |
| 10/13 | L | 13-45 | at Carolina | (70,535) |
| 10/20 | W | 17-14 | Jacksonville | (60,066) |
| 10/27 | L | 31-37 | at Baltimore (OT) | (60,256) |
| 11/3 | L | 6-42 | at Pittsburgh | (58,148) |
| 11/10 | W | 59-16 | Atlanta | (58,776) |
| 11/17 | L | 10-20 | Carolina | (60,652) |
| 11/24 | L | 9-24 | Green Bay | (61,499) |
| 12/1 | W | 26-10 | at New Orleans | (26,310) |
| 12/8 | L | 9-35 | at Chicago | (66,944) |
| 12/15 | W | 34-27 | at Atlanta | (26,519) |
| 12/21 | W | 14-13 | New Orleans | (57,519) |
| Total Attendance | | | | (890,186) |

| | Rams | OPP |
|---|---|---|
| **First Downs** | **255** | **329** |
| Rushing | 93 | 114 |
| Passing | 141 | 191 |
| Penalty | 21 | 24 |
| 3rd Down Eff. | 84-224-37.5% | 95-226-42.0% |
| 4th Down Eff. | 9-19-47.4% | 13-21-61.9% |
| Time of Poss. Avg. | 27:58 | 32:02 |
| **Total Net Yards** | **4,372** | **5,529** |
| Avg./Game | 273.3 | 345.6 |
| Total Plays | 986 | 1,068 |
| Avg./Play | 4.4 | 5.2 |
| **Net Yards Rushing** | **1,607** | **1,854** |
| Avg./Game | 100.4 | 115.9 |
| Total Rushes | 448 | 478 |
| **Net Yards Passing** | **2,765** | **3,675** |
| Avg./Game | 172.8 | 229.7 |
| Sacked/Yds. Lost | 57-379 | 32-181 |
| Gross Yards | 3144 | 3856 |
| Att-Comp-Int | 481-249-23 | 558-341-26 |
| Comp. % | 51.8 | 61.1 |
| **Punts/Avg.** | **78-44.8** | **69-40.6** |
| **Net Avg.** | **36.1** | **32.5** |
| **Penalties/Yards** | **133-1,015** | **111-832** |
| **Fumbles/ Ball Lost** | **42-21** | **26-13** |
| **Touchdowns** | **34** | **50** |
| Rushing | 10 | 22 |
| Passing | 18 | 23 |
| Returns | 6 | 5 |

| Score by Periods | 1 | 2 | 3 | 4 | OT | T |
|---|---|---|---|---|---|---|
| **Rams** | 55 | 102 | 60 | 86 | 0 | 303 |
| Opponents | 68 | 112 | 120 | 100 | 9 | 409 |

| Scoring | TD | Ru | Pa | Rt | PAT | FG | S | Pts |
|---|---|---|---|---|---|---|---|---|
| Lohmiller | 0 | 0 | 0 | 0 | 28-29 | 21-25 | 0 | 91 |
| Kennison | 11 | 0 | 9 | 2 | 0-0 | 0-0 | 0 | 66 |
| Bruce | 7 | 0 | 7 | 0 | 0-0 | 0-0 | 0 | 42 |
| Green | 5 | 4 | 1 | 0 | 0-0 | 0-0 | 0 | 32 |
| Phillips | 5 | 4 | 1 | 0 | 0-0 | 0-0 | 0 | 30 |
| Parker | 2 | 0 | 0 | 2 | 0-0 | 0-0 | 0 | 12 |
| Lyght | 1 | 0 | 0 | 1 | 0-0 | 0-0 | 0 | 6 |
| Robinson | 1 | 1 | 0 | 0 | 0-0 | 0-0 | 0 | 6 |
| Ross | 1 | 1 | 0 | 0 | 0-0 | 0-0 | 0 | 6 |
| Wright | 1 | 0 | 0 | 1 | 0-0 | 0-0 | 0 | 6 |
| Banks | 0 | 0 | 0 | 0 | 0-0 | 0-0 | 0 | 2 |
| Huerta | 0 | 0 | 0 | 0 | 2-2 | 0-0 | 0 | 2 |
| TEAM | 0 | 0 | 0 | 0 | 0-0 | 0-0 | 1 | 2 |
| **Rams** | **34** | **10** | **18** | **6** | **30-31** | **21-25** | **1** | **303** |
| **Opponents** | **50** | **22** | **23** | **5** | **46-47** | **19-27** | **2** | **409** |

**Two Point Conversions:** Rams 2/3, Opponents 1/2

**Sacks:** Kevin Carter 9.5, Leslie O'Neal 7.0, Jimmie Jones 5.5, D'Marco Farr 4.5, James Harris 2.0, Roman Phifer 1.5, Chuck Osborne 1.0, Antonio Goss 1.0. RAMS: 32.0; Opponents 57.0

**Usual Starters**

| | | | |
|---|---|---|---|
| WR | Eddie Kennison (14) | LE | Kevin Carter (16) |
| LT | Wayne Gandy (16) | LDT | Jimmie Jones (14) |
| LG | Leo Goeas (13) | RDT | D'MarcoFarr (16) |
| C | Bern Brostek (16) | RE | Leslie O'Neal (14) |
| RG | Dwayne White (16) | LLB | Carlos Jenkins (13) |
| RT | Zach Wiegert (16) | MLB | Robert Jones (13) |
| TE | Ernie Conwell (8) | RLB | Roman Phifer (15) |
| WR | Isaac Bruce (16) | LC | Todd Lyght (16) |
| QB | Tony Banks (13) | RC | Anthony Parker (15) |
| FB | Derrick Harris (12) | SS | Toby Wright (12) |
| RB | Lawrence Phillips (11) | FS | Keith Lyle (16) |

| Rushing | No. | Yards | Avg. | Long | TD |
|---|---|---|---|---|---|
| Lawrence Phillips | 193 | 632 | 3.3 | 38 | 4 |
| Harold Green | 127 | 523 | 4.1 | 35t | 4 |
| Tony Banks | 61 | 212 | 3.5 | 22 | 0 |
| Greg Robinson | 32 | 134 | 4.2 | 24 | 1 |
| Keith Lyle | 3 | 39 | 13.0 | 20 | 0 |
| Jerald Moore | 11 | 32 | 2.9 | 14 | 0 |
| Jamie Martin | 7 | 14 | 2.0 | 11 | 0 |
| Steve Walsh | 6 | 10 | 1.7 | 13 | 0 |
| Derrick Harris | 3 | 5 | 1.7 | 3 | 0 |
| Isaac Bruce | 1 | 4 | 4.0 | 4 | 0 |
| Jermaine Ross | 1 | 3 | 3.0 | 3t | 1 |
| Sean Landeta | 2 | 0 | 0.0 | 0 | 0 |
| J.T. Thomas | 1 | -1 | -1.0 | -1 | 0 |
| **Rams** | **448** | **1,607** | **3.6** | **38** | **10** |
| **Opponents** | **478** | **1,854** | **3.9** | **66** | **22** |

| Receiving | No. | Yards | Avg. | Long | TD |
|---|---|---|---|---|---|
| Isaac Brucea | 84 | 1,338 | 15.9 | 70 | 7 |
| Eddie Kennison | 54 | 924 | 17.1 | 77t | 9 |
| Harold Green | 37 | 246 | 6.6 | 19 | 1 |
| Erine Conwell | 15 | 164 | 10.9 | 26 | 0 |
| Jermaine Ross | 15 | 160 | 10.7 | 28 | 0 |
| Aaron Laing | 13 | 116 | 8.9 | 22 | 0 |
| Lawrence Phillips | 8 | 28 | 3.5 | 11t | 1 |
| J.T. Thomas | 7 | 46 | 6.6 | 11 | 0 |
| Hayward Clay | 4 | 51 | 12.8 | 34 | 0 |
| Derrick Harris | 4 | 17 | 4.3 | 8 | 0 |
| Jerald Moore | 3 | 13 | 4.3 | 7 | 0 |
| Alexander Wright | 2 | 24 | 12.0 | 13 | 0 |
| Troy Drayton | 2 | 11 | 5.5 | 6 | 0 |
| Greg Robinson | 1 | 6 | 6.0 | 6 | 0 |
| **Rams** | **249** | **3,144** | **12.6** | **77t** | **18** |
| **Opponents** | **341** | **3,856** | **11.3** | **54t** | **23** |

| Interceptions | No. | Yards | Avg. | Long | TD |
|---|---|---|---|---|---|
| Keith Lyle | 9 | 152 | 16.9 | 68 | 0 |
| Todd Lyght | 5 | 43 | 8.6 | 25t | 1 |
| Anthony Parker | 4 | 128 | 32.0 | 92t | 2 |
| Torin Dorn | 1 | 40 | 40.0 | 40 | 0 |
| Alexander Wright | 1 | 19 | 19.0 | 19t | 1 |
| D'MarcoFarr | 1 | 5 | 5.0 | 5 | 0 |
| Jeremy Lincoln | 1 | 3 | 3.0 | 3 | 0 |
| Gerald McBurrows | 1 | 3 | 3.0 | 3 | 0 |
| Jimmie Jones | 1 | 0 | 0.0 | 0 | 0 |
| Marquis Walker | 1 | 0 | 0.0 | 0 | 0 |
| Carlos Jenkins | 1 | -3 | -3.0 | -3 | 0 |
| **Rams** | **26** | **390** | **15.0** | **92t** | **4** |
| **Opponents** | **23** | **252** | **11.0** | **42** | **1** |

| Punting | No. | Yards | Avg. | TB | In20 | Long | Blk. |
|---|---|---|---|---|---|---|---|
| Sean Landeta | 78 | 3,491 | 44.8 | 9 | 23 | 70 | 0 |
| **Rams** | **78** | **3,491** | **44.8** | **9** | **23** | **70** | **0** |
| **Opponents** | **69** | **2,801** | **40.6** | **6** | **20** | **61** | **2** |

| Punt Returns | No. | FC | Yards | Avg. | Long | TD |
|---|---|---|---|---|---|---|
| Eddie Kennison | 29 | 16 | 423 | 14.6 | 78t | 2 |
| Herman O'Berry | 5 | 0 | 16 | 3.2 | 8 | 0 |
| Cedric Figaro | 1 | 0 | 0 | 0.0 | 0 | 0 |
| **Rams** | **35** | **16** | **439** | **12.5** | **78t** | **2** |
| **Opponents** | **41** | **1,413** | **495** | **12.1** | **62** | **0** |

| Kickoff Returns | No. | Yards | Avg. | Long | TD |
|---|---|---|---|---|---|
| J.T. Thomas | 30 | 643 | 21.4 | 43 | 0 |
| Eddie Kennison | 23 | 454 | 19.7 | 44 | 0 |
| Lawrence Phillips | 4 | 74 | 18.5 | 35 | 0 |
| Keith Crawford | 4 | 47 | 11.8 | 19 | 0 |
| Aaron Laing | 1 | 15 | 15.0 | 15 | 0 |
| **Rams** | **62** | **1,233** | **19.9** | **44** | **0** |
| **Opponents** | **58** | **1,290** | **22.2** | **93t** | **2** |

| Field Goals | 1-19 | 20-29 | 30-39 | 40-49 | 50+ |
|---|---|---|---|---|---|
| Chip Lohmiller | 1-1 | 11-11 | 4-5 | 4-7 | 1-1 |
| Carlos Huerta | 0-0 | 0-0 | 0-0 | 0-0 | 0-0 |
| **Rams** | **1-1** | **11-11** | **4-5** | **4-7** | **1-1** |
| **Opponents** | **0-0** | **5-5** | **9-10** | **2-7** | **1-3** |

**Chip Lohmiller** (44M, 42, 20, 29, 20) ( ) (38M, 19) ( ) (28) ( ) (25) (50, 38, 36) (25, 27) (42) (41, 45M,) ( ) (35, 32, 49, 27) (45M, 2) (25, 25)

**Carlos Huerta** ( ) ( ) ( ) ( ) ( ) ( ) ( ) ( ) ( ) ( ) ( ) ( ) ( ) ( ) ( ) ( ) ( ) ( ) ( )

**Opponents** (27,35,47) (38, 45M, 22, 21) (38) (48M, 24) (46M) (50M, 51M, 22) ( ) (43M, 50, 32M) (47) (38, 34) (37) (30, 48M) ( ) (34, 31) (43, 35)

| Passing | Att. | Comp. | Yards | Pct. | Yards/Att. | TD | TD% | Int. | Int% | Long | Sack/Lost | Rating |
|---|---|---|---|---|---|---|---|---|---|---|---|---|
| Tony Banks | 368 | 192 | 2,544 | 52.2 | 6.91 | 15 | 4.1 | 15 | 4.1 | 77t | 48/306 | 71.0 |
| Steve Walsh | 77 | 33 | 344 | 42.9 | 4.47 | 0 | 0.0 | 5 | 6.5 | 32 | 4/27 | 29.4 |
| Jamie Martin | 34 | 23 | 241 | 67.6 | 7.09 | 3 | 3.8 | 2 | 5.9 | 22t | 4/34 | 92.9 |
| Isaac Bruce | 2 | 1 | 15 | 50.0 | 7.50 | 0 | 0.0 | 1 | 50.0 | 15 | 0/0 | 35.4 |
| Lawrence Phillips | 0 | 0 | 0 | 0.0 | 0.0 | 0 | 0.0 | 0 | 0 | 0 | 1/12 | --- |
| **Rams** | **481** | **249** | **3,144** | **51.8** | **6.54** | **18** | **3.7** | **23** | **4.8** | **77t** | **57/379** | **65.0** |
| **Opponents** | **558** | **341** | **3,856** | **61.1** | **6.91** | **23** | **4.1** | **26** | **4.7** | **54t** | **32/181** | **76.1** |

# 1995 (7-9) 3rd, NFC West - Rich Brooks

| Date | W/L | Score | Opponent | Attend. |
|---|---|---|---|---|
| 9/3 | W | 17-14 | at Green Bay | (60,104) |
| 9/10 | W | 17-13 | New Orleans | (59,335) |
| 9/17 | W | 31-10 | at Carolina | (54,060) |
| 9/24 | W | 34-28 | Chicago | (59,679) |
| 10/1 | L | 18-21 | at Indianapolis | (58,616) |
| 10/12 | W | 21-19 | Atlanta | (59,700) |
| 10/22 | L | 10-44 | San Francisco | (59,915) |
| 10/29 | L | 9-20 | at Philadelphia | (62,172) |
| 11/5 | L | 10-19 | at New Orleans | (43,120) |
| 11/12 | W | 28-17 | Carolina | (65,598) |
| 11/19 | L | 6-31 | at Atlanta | (46,309) |
| 11/26 | L | 13-41 | at San Francisco | (70,031) |
| 12/3 | W | 23-20 | at New York Jets | (52,023) |
| 12/10 | L | 27-45 | Buffalo | (64,623) |
| 12/17 | L | 23-35 | Washington | (63,760) |
| 12/24 | L | 22-41 | Miami | (63,876) |
| Total Attendance | | | | (942,921) |

| | Rams | OPP. |
|---|---|---|
| **First Downs** | 292 | 301 |
| Rushing | 77 | 101 |
| Passing | 199 | 178 |
| Penalty | 16 | 22 |
| 3rd Down Efficiency | 87-239-36.4% | 85-204-41.7% |
| 4th Down Efficiency | 15-26-57.7% | 5-8-62.5% |
| Time of Poss. Avg. | 31:10 | 28:50 |
| **Total Net Yards** | **5,236** | **5,118** |
| Avg./Game | 327.3 | 319.9 |
| Total Plays | 1067 | 980 |
| Avg./Play | 4.9 | 5.2 |
| **Net Yards Rushing** | **1,431** | **1,677** |
| Avg./Game | 89.4 | 104.8 |
| Total Rushes | 392 | 410 |
| **Net Yards Passing** | **3,805** | **3,441** |
| Avg./Game | 237.8 | 215.1 |
| Sacked/Yds. Lost | 43-308 | 36-258 |
| Gross Yards | 4,113 | 3,699 |
| Att-Comp-Int | 632-366-23 | 534-320-22 |
| Comp. % | 57.9 | 59.9 |
| **Punts/Avg.** | **83-44.3** | **79-43.5** |
| Net Avg. | 36.7 | 34.3 |
| **Penalties/Yards** | **117-916** | **87-681** |
| **Fumbles/ Ball Lost** | **27-16** | **27-14** |
| **Touchdowns** | **37** | **51** |
| Rushing | 5 | 14 |
| Passing | 27 | 27 |
| Returns | 5 | 10 |

| Score by Periods | 1 | 2 | 3 | 4 | T |
|---|---|---|---|---|---|
| **Rams** | 78 | 87 | 60 | 84 | 303 |
| Opponents | 62 | 151 | 101 | 104 | 418 |

| Scoring | TD | Ru | Pa | Rt | PAT | FG | S | Pts. |
|---|---|---|---|---|---|---|---|---|
| Bruce | 13 | 0 | 13 | 0 | 0-0 | 0-0 | 0 | 80 |
| McLaughlin | 0 | 0 | 0 | 0 | 17-17 | 8-16 | 0 | 41 |
| Biasucci | 0 | 0 | 0 | 0 | 13-14 | 9-12 | 0 | 40 |
| Drayton | 4 | 0 | 4 | 0 | 0-0 | 0-0 | 0 | 24 |
| Kinchen | 4 | 0 | 4 | 0 | 0-0 | 0-0 | 0 | 24 |
| Bettis | 3 | 3 | 0 | 0 | 0-0 | 0-0 | 0 | 18 |
| Hester | 3 | 0 | 3 | 0 | 0-0 | 0-0 | 0 | 18 |
| Bailey | 2 | 2 | 0 | 0 | 0-0 | 0-0 | 0 | 14 |
| Dorn | 2 | 0 | 0 | 2 | 0-0 | 0-0 | 0 | 12 |
| A. Wright | 2 | 0 | 2 | 0 | 0-0 | 0-0 | 0 | 12 |
| Cook | 1 | 0 | 1 | 0 | 0-0 | 0-0 | 0 | 6 |
| Lyght | 1 | 0 | 0 | 1 | 0-0 | 0-0 | 0 | 6 |
| Parker | 1 | 0 | 0 | 1 | 0-0 | 0-0 | 0 | 6 |
| T. Wright | 1 | 0 | 0 | 1 | 0-0 | 0-0 | 0 | 6 |
| Carter | 0 | 0 | 0 | 0 | 0-0 | 0-0 | 1 | 2 |
| **Rams** | **37** | **5** | **27** | **5** | **30-31** | **17-28** | **1** | **309** |
| **Opponents** | **51** | **14** | **27** | **10** | **47-48** | **21-27** | **0** | **418** |

**Two Point Conversions:** **Rams** 2/6, Opponents 1/3

**Sacks:** D'Marco Farr 11.5, Kevin Carter 6.0, Sean Gilbert 6.5, Fred Stokes 2.5, Roman Phifer 3.0, Carlos Jenkins 1.5, Cedric Figaro 1.0, Alberto White 1.0, Paschall Davis 1.0, Gerald McBurrows 1.0, Toby Wright 1.0
**RAMS 36.0, Opponents 43.0**

**Usual Starters**

| | | | |
|---|---|---|---|
| WR | Jessie Hester (7) | DE | Kevin Carter (16) |
| | Alexander Wright (6) | DT | Jimmie Jones (16) |
| LT | Wayne Gandy (16) | DT | D'Marco Farr (16) |
| LG | Leo Goeas (14) | DE | Sean Gilbert (14) |
| C | Bern Brostek (16) | LB | Carlos Jenkins (13) |
| RG | Dwayne White (15) | LB | Shane Conlan (11) |
| RT | Darryl Ashmore (15) | LB | Roman Phifer (16) |
| TE | Troy Drayton (6) | CB | Todd Lyght (16) |
| WR | Issac Bruce (16) | CB | Anthony Parker (16) |
| QB | Chris Miller (13) | SS | Toby Wright (16) |
| HB | Marv Cook (9) | FS | Keith Lyle (16) |
| RB | Jerome Bettis (13) | | |

| Rushing | No. | Yards | Avg. | Long | TD |
|---|---|---|---|---|---|
| Jerome Bettis | 183 | 637 | 3.5 | 41 | 3 |
| Leonard Russell | 66 | 203 | 3.1 | 18 | 0 |
| Johnny Bailey | 36 | 182 | 5.1 | 17 | 2 |
| Greg Robinson | 40 | 165 | 4.1 | 37 | 0 |
| Brent Moss | 22 | 90 | 4.1 | 18 | 0 |
| Chris Miller | 22 | 67 | 3.0 | 13 | 0 |
| Isaac Bruce | 3 | 17 | 5.7 | 12 | 0 |
| Alexander Wright | 1 | 17 | 17.0 | 17 | 0 |
| Todd Kinchen | 4 | 16 | 4.0 | 15 | 0 |
| Mark Rypien | 9 | 10 | 1.1 | 5 | 0 |
| Ron Wolfley | 3 | 9 | 3.0 | 4 | 0 |
| Toby Wright | 1 | 9 | 9.0 | 9 | 0 |
| Dave Barr | 1 | 5 | 5.0 | 5 | 0 |
| Keith Lyle | 1 | 4 | 4.0 | 4 | 0 |
| **Rams** | **392** | **1,431** | **3.7** | **41** | **5** |
| **Opponents** | **410** | **1,677** | **4.1** | **49** | **14** |

| Receiving | No. | Yards | Avg. | Long | TD |
|---|---|---|---|---|---|
| Isaac Bruce | 119 | 1,781 | 15.0 | 72 | 13 |
| Troy Drayton | 47 | 458 | 9.7 | 31 | 4 |
| Johnny Bailey | 38 | 265 | 7.0 | 25 | 0 |
| Todd Kinchen | 36 | 419 | 11.6 | 35 | 4 |
| Jessie Hester | 30 | 399 | 13.3 | 38t | 3 |
| Marv Cook | 26 | 135 | 5.2 | 16 | 1 |
| Alexander Wright | 23 | 368 | 16.0 | 50 | 2 |
| Jerome Bettis | 18 | 106 | 5.9 | 19 | 0 |
| Leonard Russell | 16 | 89 | 5.6 | 17 | 0 |
| J.T. Thomas | 5 | 42 | 8.4 | 12 | 0 |
| Jim Price | 4 | 29 | 7.3 | 24 | 0 |
| Greg Robinson | 2 | 12 | 6.0 | 6 | 0 |
| Lovell Pinkney | 1 | 13 | 13.0 | 13 | 0 |
| Brent Moss | 1 | -3 | -3.0 | -3 | 0 |
| **Rams** | **366** | **4,113** | **11.2** | **72** | **27** |
| **Opponents** | **320** | **3,699** | **11.6** | **52** | **27** |

| Interceptions | No. | Yards | Avg. | Long | TD |
|---|---|---|---|---|---|
| Toby Wright | 6 | 79 | 13.2 | 27 | 0 |
| Todd Lyght | 4 | 34 | 8.5 | 29t | 1 |
| Roman Phifer | 3 | 52 | 17.3 | 25 | 0 |
| Keith Lyle | 3 | 42 | 14.0 | 31 | 0 |
| Anthony Parker | 2 | -5 | -2.5 | 3 | 0 |
| Torin Dorn | 1 | 24 | 24.0 | 24t | 1 |
| Mike Scurlock | 1 | 13 | 13.0 | 13 | 0 |
| D'Marco Farr | 1 | 5 | 5.0 | 5 | 0 |
| Shane Conlan | 1 | 1 | 1.0 | 1 | 0 |
| **Rams** | **22** | **245** | **11.1** | **31** | **2** |
| **Opponents** | **23** | **497** | **21.6** | **86t** | **5** |

| Punting | No. | Yards | Avg. | TB | In20 | Long | Blk. |
|---|---|---|---|---|---|---|---|
| Sean Landeta | 83 | 3,679 | 44.3 | 12 | 23 | 63 | 0 |
| **Rams** | **83** | **3,679** | **44.3** | **12** | **23** | **63** | **0** |
| **Opponents** | **79** | **3,435** | **43.5** | **7** | **21** | **65** | **1** |

| Punt Returns | No. | FC | Yards | Avg. | Long | TD |
|---|---|---|---|---|---|---|
| Todd Kinchen | 53 | 7 | 416 | 7.8 | 27 | 0 |
| Johnny Bailey | 2 | 0 | 42 | 21.0 | 22 | 0 |
| Isaac Bruce | 0 | 0 | 52 | 0.0 | 52 | 0 |
| Todd Lyght | 0 | 0 | 16 | 0.0 | 16 | 0 |
| J.T. Thomas | 0 | 0 | 61 | 0.0 | 62 | 0 |
| **Rams** | **55** | **7** | **587** | **10.7** | **62** | **0** |
| **Opponents** | **38** | **16** | **393** | **10.3** | **66t** | **1** |

| Kickoff Returns | No. | Yards | Avg. | Long | TD |
|---|---|---|---|---|---|
| Todd Kinchen | 35 | 743 | 21.2 | 50 | 0 |
| J.T. Thomas | 32 | 752 | 23.5 | 46 | 0 |
| Johnny Bailey | 5 | 97 | 19.4 | 28 | 0 |
| Lovell Pinkney | 1 | 26 | 26.0 | 26 | 0 |
| **Rams** | **73** | **1,618** | **22.2** | **50** | **0** |
| **Opponents** | **59** | **1,247** | **21.1** | **55** | **0** |

| Field Goals | 1-19 | 20-29 | 30-39 | 40-49 | 50+ |
|---|---|---|---|---|---|
| Steve McLaughlin | 1-1 | 4-5 | 2-6 | 1-3 | 0-1 |
| Dean Biasucci | 0-0 | 4-4 | 3-4 | 1-1 | 1-3 |
| **Rams** | **1-1** | **8-9** | **5-10** | **2-4** | **1-4** |
| **Opponents** | **1-1** | **6-6** | **8-10** | **6-9** | **0-1** |

**Steve McLaughlin** (19) (31, 47M) (39M, 48B, 34, 32M) (45, 25) (29) (28B) (25, 30M) (62M, 32M, 29)

**Dean Biasucci** ( ) ( ) ( ) ( ) ( ) ( ) ( ) ( ) ( ) (32, 52M) ( ) ( ) ( ) ( ) (28, 37, 51, 25) (25, 54M) (42, 27, 32M, 38)

**Opponents** ( ) (33, 35M, 34) (45) ( ) (39M) (40, 48M, 45) (38) (20, 36) (35, 26, 47, 42) (43M, 23) (40M, 23) (35, 19) (34, 23) (50M, 28G) ( ) (33, 48)

| Passing | Att. | Comp. | Yards | Pct. | Yards/Att. | TD | TD% | Int. | Int% | Long | Sack/Lost | Rating |
|---|---|---|---|---|---|---|---|---|---|---|---|---|
| Chris Miller | 405 | 232 | 2,623 | 57.3 | 6.48 | 18 | 4.4 | 15 | 3.7 | 72 | 31/244 | 76.2 |
| Mark Rypien | 217 | 129 | 1,448 | 59.4 | 6.67 | 9 | 4.1 | 8 | 3.7 | 50 | 11/60 | 77.9 |
| Dave Barr | 9 | 5 | 42 | 55.6 | 4.67 | 0 | 0.0 | 0 | 0.0 | 18 | 1/4 | 67.8 |
| Todd Kinchen | 1 | 0 | 0 | 0.0 | 0.00 | 0 | 0.0 | 0 | 0.0 | 0 | 0/0 | 39.6 |
| **Rams** | **632** | **366** | **4,113** | **57.9** | **6.51** | **27** | **4.3** | **23** | **3.6** | **72** | **43/308** | **76.5** |
| **Opponents** | **534** | **320** | **3,699** | **59.9** | **6.93** | **27** | **5.1** | **22** | **4.1** | **52** | **36/258** | **80.6** |

# 1994 (4-12) 4th, NFC West - Chuck Knox

| Date | W/L | Score | Opponent | Attend. |
|---|---|---|---|---|
| 9/4 | W | 14-12 | Arizona | (32,969) |
| 9/11 | L | 13-31 | at Atlanta | (55,378) |
| 9/18 | L | 19-34 | San Francisco | (56,479) |
| 9/25 | W | 16-0 | at Kansas City | (78,184) |
| 10/2 | L | 5-8 | Atlanta | (34,599) |
| 10/9 | L | 17-24 | at Green Bay | (58,911) |
| 10/16 | W | 17-10 | New York Giants | (40,474) |
| 10/23 | L | 34-37 | at New Orleans | (47,908) |
| 11/6 | W | 27-21 | Denver | (48,103) |
| 11/13 | L | 17-20 | Los Angeles Raiders | (65,208) |
| 11/20 | L | 27-31 | at San Francisco | (62,774) |
| 11/27 | L | 17-31 | at San Diego | (59,579) |
| 12/4 | L | 15-31 | New Orleans | (34,960) |
| 12/11 | L | 14-24 | at Tampa Bay | (34,150) |
| 12/18 | L | 13-27 | at Chicago | (56,276) |
| 12/24 | L | 21-24 | Washington | (25,705) |
| Total Attendance | | | | (791,657) |

| | Rams | OPP |
|---|---|---|
| **First Downs** | **274** | **333** |
| Rushing | 80 | 103 |
| Passing | 163 | 198 |
| Penalty | 31 | 32 |
| 3rd Down Efficiency | 80-204-39.2% | 101-221-45.7% |
| 4th Down Efficiency | 6-14-42.9% | 5-11-45.5% |
| Time of Poss. Avg. | 27:59 | 32:01 |
| **Total Net Yards** | **4,747** | **5,170** |
| Avg./Game | 296.7 | 323.1 |
| Total Plays | 944 | 1,063 |
| Avg./Play | 5.0 | 4.9 |
| **Net Yards Rushing** | **1,389** | **1,781** |
| Avg./Game | 86.8 | 111.3 |
| Total Rushes | 397 | 496 |
| **Net Yards Passing** | **3,358** | **3,389** |
| Avg./Game | 209.9 | 211.8 |
| Sacked/Yds. Lost | 35-239 | 26-159 |
| Gross Yards | 3597 | 3,548 |
| Att-Comp-Int | 512-291-18 | 541-320-14 |
| Comp. % | 56.8 | 59.1 |
| **Punts/Avg.** | **78-44.8** | **74-42.0** |
| Net Avg. | 34.3 | 32.5 |
| **Penalties/Yards** | **112-922** | **114-1015** |
| **Fumbles/ Ball Lost** | **26-13** | **15-6** |
| **Touchdowns** | **33** | **42** |
| Rushing | 6 | 12 |
| Passing | 23 | 23 |
| Returns | 4 | 7 |

| Score by Periods | 1 | 2 | 3 | 4 | T |
|---|---|---|---|---|---|
| **Rams** | 79 | 100 | 36 | 71 | 286 |
| Opponents | 79 | 124 | 74 | 88 | 365 |

| Scoring | TD | Ru | Pa | Rt | PAT | FG | S | Pts. |
|---|---|---|---|---|---|---|---|---|
| Tony Zendejas | 0 | 0 | 0 | 0 | 28-28 | 18-23 | 0 | 82 |
| Troy Drayton | 6 | 0 | 6 | 0 | 0-0 | 0-0 | 0 | 36 |
| Flipper Anderson | 5 | 0 | 5 | 0 | 0-0 | 0-0 | 0 | 30 |
| Jerome Bettis | 4 | 3 | 1 | 0 | 0-0 | 0-0 | 0 | 28 |
| Todd Kinchen | 4 | 1 | 3 | 0 | 0-0 | 0-0 | 0 | 24 |
| Isaac Bruce | 3 | 0 | 3 | 0 | 0-0 | 0-0 | 0 | 18 |
| Jessie Hester | 3 | 0 | 3 | 0 | 0-0 | 0-0 | 0 | 18 |
| Johnny Bailey | 1 | 1 | 0 | 0 | 0-0 | 0-0 | 0 | 6 |
| Robert Bailey | 1 | 0 | 0 | 1 | 0-0 | 0-0 | 0 | 6 |
| Chris Chandler | 1 | 1 | 0 | 0 | 0-0 | 0-0 | 0 | 6 |
| Howard Griffith | 1 | 0 | 1 | 0 | 0-0 | 0-0 | 0 | 6 |
| Todd Lyght | 1 | 0 | 0 | 1 | 0-0 | 0-0 | 0 | 6 |
| Anthony Newman | 1 | 0 | 0 | 1 | 0-0 | 0-0 | 0 | 6 |
| Jermaine Ross | 1 | 0 | 1 | 0 | 0-0 | 0-0 | 0 | 6 |
| Toby Wright | 1 | 0 | 0 | 1 | 0-0 | 0-0 | 0 | 6 |
| Sean Gilbert | 0 | 0 | 0 | 0 | 0-0 | 0-0 | 1 | 2 |
| **Rams** | **33** | **6** | **23** | **4** | **28-28** | **18-23** | **1** | **286** |
| **Opponents** | **42** | **12** | **23** | **7** | **38-38** | **23-29** | **0** | **365** |

**Two Point Conversions:** **Rams** 2/5, Opponents 3/4

**Sacks:** Young 6.5, J. Jones 5.0, Gilbert 3.0, Robinson 2.5, Stokes 2.0, Kelly 2.0, Phifer 1.5, Conlan 1.0, Farr 1.0, Ottis 1.0, Rocker 0.5.
**Rams**: 26.0; Opponents 35.0

**Usual Starters**

| | | | |
|---|---|---|---|
| WR | Flipper Anderson (16) | LE | Robert Young (16) |
| LT | Clarence Jones (16) | LDT | Jimmie Jones (14) |
| LG | Tom Newberry (8) | RDT | Sean Gilbert (14) |
| C | Bern Brostek (10) | RE | Fred Stokes (15) |
| RG | Leo Goeas (13) | LB | Joe Kelly (15) |
| RT | Wayne Gandy (9) | LB | Shane Conlan (15) |
| TE | Troy Drayton (16) | LB | Roman Phifer (15) |
| WR | Jessie Hester (15) | CB | Todd Lyght (16) |
| QB | Chris Miller (10) | CB | Darryl Henley (13) |
| FB | Howard Griffith (10) | SS | Marquez Pope (14) |
| RB | Jerome Bettis (16) | FS | Anthony Newman (14) |

| Rushing | No. | Yards | Avg. | Long | TD |
|---|---|---|---|---|---|
| Jerome Bettis | 319 | 1,025 | 3.2 | 19 | 3 |
| Chris Miller | 20 | 100 | 5.0 | 16 | 0 |
| Chris Chandler | 18 | 61 | 3.4 | 22 | 1 |
| Todd Kinchen | 1 | 44 | 44.0 | 44t | 1 |
| Johnny Bailey | 11 | 35 | 3.2 | 9 | 1 |
| David Lang | 6 | 34 | 5.7 | 17 | 0 |
| Howard Griffith | 9 | 30 | 3.3 | 7 | 0 |
| Jessie Hester | 2 | 28 | 14.0 | 24 | 0 |
| Tim Lester | 7 | 14 | 2.0 | 8 | 0 |
| Flipper Anderson | 1 | 11 | 11.0 | 11 | 0 |
| Troy Drayton | 1 | 4 | 4.0 | 4 | 0 |
| Isaac Bruce | 1 | 2 | 2.0 | 2 | 0 |
| Tommy Maddox | 1 | 1 | 1.0 | 1 | 0 |
| **Rams** | **397** | **1,389** | **3.5** | **44t** | **6** |
| **Opponents** | **496** | **1,781** | **3.6** | **27t** | **12** |

| Receiving | No. | Yards | Avg. | Long | TD |
|---|---|---|---|---|---|
| Johnny Bailey | 58 | 516 | 8.9 | 28 | 7 |
| Flipper Anderson | 46 | 945 | 20.5 | 72t | 5 |
| Jessie Hester | 45 | 644 | 14.3 | 41 | 3 |
| Troy Drayton | 32 | 276 | 8.6 | 22t | 6 |
| Jerome Bettis | 31 | 293 | 9.5 | 34 | 1 |
| Todd Kinchen | 23 | 352 | 15.3 | 43 | 3 |
| Isaac Bruce | 21 | 272 | 13.0 | 34t | 3 |
| Howard Griffith | 16 | 113 | 7.1 | 13 | 1 |
| David Lang | 8 | 60 | 7.5 | 12 | 0 |
| Richard Buchanan | 5 | 60 | 12.0 | 18 | 0 |
| Chris Brantley | 4 | 29 | 7.3 | 10 | 0 |
| Jermaine Ross | 1 | 36 | 36.0 | 36t | 1 |
| Tim Lester | 1 | 1 | 1.0 | 1 | 0 |
| **Rams** | **291** | **3,597** | **12.4** | **72t** | **23** |
| **Opponents** | **320** | **3,548** | **11.1** | **71t** | **23** |

| Interceptions | No. | Yards | Avg. | Long | TD |
|---|---|---|---|---|---|
| Marquez Pope | 3 | 66 | 22.0 | 51 | 0 |
| Darryl Henley | 3 | 46 | 15.3 | 23 | 0 |
| Anthony Newman | 2 | 46 | 23.0 | 24 | 1 |
| Roman Phifer | 2 | 7 | 3.5 | 7 | 0 |
| Keith Lyle | 2 | 1 | 0.5 | 1 | 0 |
| Joe Kelly | 1 | 31 | 31.0 | 31 | 0 |
| Todd Lyght | 1 | 14 | 14.0 | 14 | 0 |
| **Rams** | **14** | **211** | **15.1** | **51** | **1** |
| **Opponents** | **18** | **213** | **11.8** | **50t** | **2** |

| Punting | No. | Yards | Avg. | TB | In20 | Long | Blk. |
|---|---|---|---|---|---|---|---|
| Sean Landeta | 78 | 3,494 | 44.8 | 9 | 23 | 62 | 0 |
| **Rams** | **78** | **3,494** | **44.8** | **9** | **23** | **62** | **0** |
| **Opponents** | **74** | **3,106** | **42.0** | **12** | **20** | **59** | **0** |

| Punt Returns | No. | FC | Yards | Avg. | Long | TD |
|---|---|---|---|---|---|---|
| Johnny Bailey | 19 | 4 | 153 | 8.1 | 24 | 0 |
| Todd Kinchen | 16 | 5 | 158 | 9.9 | 40 | 0 |
| Chris Brantley | 3 | 1 | 18 | 6.0 | 7 | 0 |
| Robert Bailey | 1 | 0 | 103 | 103.0 | 103t | 1 |
| Todd Lyght | 1 | 0 | 29 | 29.0 | 29 | 0 |
| **Rams** | **40** | **10** | **461** | **11.5** | **103t** | **1** |
| **Opponents** | **47** | **8** | **637** | **13.6** | **85t** | **3** |

| Kickoff Returns | No. | Yards | Avg. | Long | TD |
|---|---|---|---|---|---|
| David Lang | 27 | 626 | 23.2 | 57 | 0 |
| Todd Kinchen | 21 | 510 | 24.3 | 46 | 0 |
| Johnny Bailey | 12 | 260 | 21.7 | 32 | 0 |
| Chris Brantley | 7 | 150 | 21.4 | 33 | 0 |
| Howard Griffith | 2 | 35 | 17.5 | 21 | 0 |
| D'Marco Farr | 1 | 16 | 16.0 | 16 | 0 |
| Tim Lester | 1 | 8 | 8.0 | 8 | 0 |
| **Rams** | **71** | **1,605** | **22.6** | **57** | **0** |
| **Opponents** | **63** | **1,446** | **23.0** | **98t** | **2** |

| Field Goals | 1-19 | 20-29 | 30-39 | 40-49 | 50+ |
|---|---|---|---|---|---|
| Tony Zendejas | 2-2 | 9-9 | 6-7 | 1-5 | 0-0 |
| **Rams** | **2-2** | **9-9** | **6-7** | **1-5** | **0-0** |
| **Opponents** | **0-0** | **6-6** | **8-9** | **9-12** | **0-2** |

**Tony Zendejas** (43M), (), (25, 35), (29,23,28), (28), (37), (22), (47, 32), (35, 18), (41M, 22), (31, 27), (33), (), (48B), (18, 42B, 21), (33M)

**Opponents** (37, 34), (48), (33, 47), (), (51M), (25, 49M), (24), (21, 40, 37), (42, 57M, 29), (44, 47), (28, 41M), (31, 48, 37), (46), (36B, 20), (41, 30), (37, 42M)

| Passing | Att. | Comp. | Yards | Pct. | Yards/Att. | TD | TD% | Int. | Int% | Long | Sack/Lost | Rating |
|---|---|---|---|---|---|---|---|---|---|---|---|---|
| Chris Miller | 317 | 173 | 2,104 | 54.6 | 6.64 | 16 | 5.0 | 14 | 4.4 | 54 | 28/193 | 73.6 |
| Chris Chandler | 176 | 108 | 1,352 | 61.4 | 7.68 | 7 | 4.0 | 2 | 1.1 | 72t | 7/46 | 93.8 |
| Tommy Maddox | 19 | 10 | 141 | 52.6 | 7.42 | 0 | 0.0 | 2 | 10.5 | 39 | 0/0 | 37.3 |
| **Rams** | **512** | **291** | **3,597** | **56.8** | **7.03** | **23** | **4.5** | **18** | **3.5** | **72t** | **35/239** | **79.0** |
| **Opponents** | **541** | **320** | **3,548** | **59.1** | **6.56** | **23** | **4.3** | **14** | **2.6** | **71t** | **26/159** | **82.1** |

# 1993 (5-11) 4th, NFC West - Chuck Knox

| Date | W/L | Score | Opponent | Attend. |
|---|---|---|---|---|
| 9/5 | L | 6-36 | at Green Bay | (54,648) |
| 9/12 | W | 27-0 | Pittsburgh | (50,588) |
| 9/19 | L | 10-20 | at New York Giants | (76,213) |
| 9/26 | W | 28-13 | at Houston | (53,072) |
| 10/3 | L | 6-37 | New Orleans | (50,709) |
| 10/14 | L | 24-30 | at Atlanta | (45,231) |
| 10/24 | L | 13-16 | Detroit | (43,850) |
| 10/31 | L | 17-40 | at San Francisco | (63,417) |
| 11/14 | L | 0-13 | Atlanta | (37,073) |
| 11/21 | W | 10-6 | Washington | (45,546) |
| 11/28 | L | 10-35 | San Francisco | (62,143) |
| 12/5 | L | 10-38 | at Phoenix | (33,964) |
| 12/12 | W | 23-20 | at New Orleans | (69,033) |
| 12/19 | L | 3-15 | at Cincinnati | (36,612) |
| 12/26 | L | 14-42 | Cleveland | (34,155) |
| 1/2/1994 | W | 20-6 | Chicago | (39,147) |
| Total Attendance | | | | (795,401) |

| | Rams | OPP. |
|---|---|---|
| **First Downs** | **278** | **304** |
| Rushing | 117 | 117 |
| Passing | 147 | 179 |
| Penalty | 14 | 8 |
| 3rd Down Efficiency | 79-202-39.1% | 102-218-46.8% |
| 4th Down Efficiency | 5-11-45.5% | 10-17-58.8% |
| Time of Poss. Avg. | 28:18 | 31:42 |
| **Total Net Yards** | **4,804** | **5,411** |
| Avg./Game | 300.3 | 338.2 |
| Total Plays | 953 | 1,003 |
| Avg./Play | 5.0 | 5.4 |
| **Net Yards Rushing** | **2,014** | **1,851** |
| Avg./Game | 125.9 | 115.7 |
| Total Rushes | 449 | 480 |
| **Net Yards Passing** | **2,790** | **3,560** |
| Avg./Game | 174.4 | 222.5 |
| Sacked/Yds. Lost | 31-231 | 35-203 |
| Gross Yards | 3,021 | 3,763 |
| Att-Comp-Int | 473-247-19 | 488-299-11 |
| Comp. % | 52.2 | 61.3 |
| **Punts/Avg.** | **80-40.9** | **58-42.3** |
| Net Avg. | 31.7 | 37.4 |
| **Penalties/Yards** | **71-526** | **80-542** |
| **Fumbles/ Ball Lost** | **20-11** | **26-9** |
| **Touchdowns** | **25** | **40** |
| Rushing | 8 | 18 |
| Passing | 16 | 17 |
| Returns | 1 | 5 |

| Score by Periods | 1 | 2 | 3 | 4 | T |
|---|---|---|---|---|---|
| **Rams** | 52 | 40 | 40 | 89 | 221 |
| Opponents | 72 | 95 | 92 | 108 | 367 |

| Scoring | TD | Ru | Pa | Rt | PAT | FG | S | Pts. |
|---|---|---|---|---|---|---|---|---|
| Tony Zendejas | 0 | 0 | 0 | 0 | 23-25 | 16-23 | 0 | 71 |
| Jerome Bettis | 7 | 7 | 0 | 0 | 0-0 | 0-0 | 0 | 42 |
| Flipper Anderson | 4 | 0 | 4 | 0 | 0-0 | 0-0 | 0 | 24 |
| Troy Drayton | 4 | 0 | 4 | 0 | 0-0 | 0-0 | 0 | 24 |
| Ernie Jones | 2 | 0 | 2 | 0 | 0-0 | 0-0 | 0 | 12 |
| Cleveland Gary | 2 | 1 | 1 | 0 | 0-0 | 0-0 | 0 | 12 |
| Henry Ellard | 2 | 0 | 2 | 0 | 0-0 | 0-0 | 0 | 12 |
| Travis McNeal | 1 | 0 | 1 | 0 | 0-0 | 0-0 | 0 | 6 |
| Pat Carter | 1 | 0 | 1 | 0 | 0-0 | 0-0 | 0 | 6 |
| Deral Boykin | 1 | 0 | 0 | 1 | 0-0 | 0-0 | 0 | 6 |
| Todd Kinchen | 1 | 0 | 1 | 0 | 0-0 | 0-0 | 0 | 6 |
| **Rams** | **25** | **8** | **16** | **1** | **23-25** | **16-23** | **0** | **221** |
| **Opponents** | **40** | **18** | **17** | **5** | **38-40** | **29-37** | **1** | **367** |

**Sacks:** Gilbert 10.5, Stokes 9.5, Young 7.0, Robinson 3.0, Stewart 1.0, Rocker 1.0, Woods 1.0, Boutte 1.0, Henderson 1.0
**RAMS: 35.0; Opponents 31.0**

**Usual Starters**

| | | | |
|---|---|---|---|
| WR | Henry Ellard (16) | LE | Tony Woods (8) |
| LT | Irv Eatman (16) | DT | Sean Gilbert (16) |
| LG | Anthony Newberry (9) | DT | Marc Boutte (16) |
| C | Bern Brostek (16) | RE | Fred Stokes (15) |
| RG | Leo Goeas (16) | LB | Henry Rolling (9) |
| RT | Jackie Slater (8) | LB | Shane Conlan (11) |
| TE | Pat Carter (10) | LB | Roman Phifer (16) |
| WR | Flipper Anderson (15) | CB | Steve Israel (10) |
| QB | Jim Everett (9) | CB | Todd Lyght (9) |
| FB | Tim Lester (14) | SS | Anthony Newman (16) |
| RB | Jerome Bettis (12) | FS | Micahel Stewart (14) |

| Rushing | No. | Yards | Avg. | Long | TD |
|---|---|---|---|---|---|
| Jerome Bettis | 294 | 1,429 | 4.9 | 71t | 7 |
| Cleveland Gary | 79 | 293 | 3.7 | 15 | 1 |
| T.J. Rubley | 29 | 102 | 3.5 | 13 | 0 |
| Tim Lester | 11 | 74 | 6.7 | 26 | 0 |
| Jim Everett | 19 | 38 | 2.0 | 14 | 0 |
| David Lang | 9 | 29 | 3.2 | 28 | 0 |
| Henry Ellard | 2 | 18 | 9.0 | 15 | 0 |
| Russell White | 2 | 10 | 5.0 | 5 | 0 |
| Todd Kinchen | 2 | 10 | 5.0 | 8 | 0 |
| Troy Drayton | 1 | 7 | 7.0 | 7 | 0 |
| Ernie Jones | 1 | 4 | 4.0 | 4 | 0 |
| **Rams** | **449** | **2,014** | **4.5** | **71t** | **8** |
| **Opponents** | **480** | **1,851** | **3.9** | **35t** | **18** |

| Receiving | No. | Yards | Avg. | Long | TD |
|---|---|---|---|---|---|
| Henry Ellard | 61 | 945 | 15.5 | 54 | 2 |
| Flipper Anderson | 37 | 552 | 14.9 | 56t | 4 |
| Cleveland Gary | 36 | 289 | 8.0 | 60t | 1 |
| Troy Drayton | 27 | 319 | 11.8 | 27 | 4 |
| Jerome Bettis | 26 | 244 | 9.4 | 28 | 0 |
| Tim Lester | 18 | 154 | 8.6 | 21 | 0 |
| Pat Carter | 14 | 166 | 11.9 | 38 | 1 |
| Todd Kinchen | 8 | 137 | 17.1 | 35t | 1 |
| Travis McNeal | 8 | 75 | 9.4 | 22t | 1 |
| Ernie Jones | 5 | 56 | 11.2 | 21t | 2 |
| David Lang | 4 | 45 | 11.3 | 21 | 0 |
| Sean LaChapelle | 2 | 23 | 11.5 | 14 | 0 |
| James Lofton | 1 | 16 | 16.0 | 16 | 0 |
| **Rams** | **247** | **3,021** | **12.2** | **60t** | **16** |
| **Opponents** | **299** | **3,763** | **12.6** | **80t** | **17** |

| Interceptions | No. | Yards | Avg. | Long | TD |
|---|---|---|---|---|---|
| Robert Bailey | 2 | 41 | 20.5 | 41 | 0 |
| Henry Rolling | 2 | 21 | 10.5 | 12 | 0 |
| Pat Terrell | 2 | 1 | 0.5 | 1 | 0 |
| Todd Lyght | 2 | 0 | 0.0 | 0 | 0 |
| Michael Stewart | 1 | 30 | 30.0 | 30 | 0 |
| Shane Conlan | 1 | 28 | 28.0 | 28 | 0 |
| Thomas Homco | 1 | 6 | 6.0 | 6 | 0 |
| **Rams** | **11** | **127** | **11.5** | **41** | **0** |
| **Opponents** | **19** | **347** | **18.3** | **54** | **2** |

| Punting | No. | Yards | Avg. | TB | In20 | Long | Blk. |
|---|---|---|---|---|---|---|---|
| Sean Landeta | 42 | 1,825 | 43.5 | 7 | 7 | 66 | 0 |
| Paul McJulien | 21 | 795 | 37.9 | 3 | 5 | 56 | 0 |
| Don Bracken | 17 | 651 | 38.3 | 0 | 3 | 51 | 0 |
| **Rams** | **80** | **3,271** | **40.9** | **10** | **15** | **66** | **0** |
| **Opponents** | **58** | **2,451** | **42.3** | **9** | **18** | **68** | **0** |

| Punt Returns | No. | FC | Yards | Avg. | Long | TD |
|---|---|---|---|---|---|---|
| Richard Buchanan | 8 | 1 | 41 | 5.1 | 12 | 0 |
| Todd Kinchen | 7 | 4 | 32 | 4.6 | 8 | 0 |
| Henry Ellard | 2 | 8 | 18 | 9.0 | 13 | 0 |
| Darryl Henley | 1 | 0 | 8 | 8.0 | 8 | 0 |
| Mitchell Price | 1 | 2 | 3 | 3.0 | 3 | 0 |
| **Rams** | **19** | **15** | **102** | **5.4** | **13** | **0** |
| **Opponents** | **43** | **16** | **533** | **12.4** | **74t** | **2** |

| Kickoff Returns | No. | Yards | Avg. | Long | TD |
|---|---|---|---|---|---|
| Deral Boykin | 13 | 216 | 16.6 | 29 | 0 |
| Howard Griffith | 8 | 169 | 21.1 | 29 | 0 |
| Mitchell Price | 8 | 144 | 18.0 | 23 | 0 |
| Russell White | 8 | 122 | 15.3 | 35 | 0 |
| Todd Kinchen | 6 | 96 | 16.0 | 22 | 0 |
| Steve Israel | 5 | 92 | 18.4 | 23 | 0 |
| Troy Drayton | 1 | -15 | -15.0 | -15 | 0 |
| **Rams** | **49** | **824** | **16.8** | **35** | **0** |
| **Opponents** | **47** | **984** | **20.9** | **45** | **0** |

| Field Goals | 1-19 | 20-29 | 30-39 | 40-49 | 50+ |
|---|---|---|---|---|---|
| Tony Zendejas | 0-0 | 6-7 | 4-5 | 0-3 | 6-8 |
| **Rams** | **0-0** | **6-7** | **4-5** | **0-3** | **6-8** |
| **Opponents** | **4-4** | **11-11** | **6-6** | **5-8** | **3-8** |

**Tony Zendejas** (31,32) (54, 50) (52) (47M) (53, 37) (52, 41M) ( ) (50) (49B) (50M, 37) (25) (22, 56B) (22) (26M, 32) (30M) (29, 29)

**Opponents** (51, 33) ( ) (34, 19, 50M) (52, 25) (48, 25, 43, 41M) (28, 32, 34) (45M, 25, 24, 18) (25, 28) (46, 44) (19, 34, 57M) (46, 44) (27) (18, 32) (43, 44M, 28, 52M, 25) ( ) (27, 50M, 53)

| Passing | Att. | Comp. | Yards | Pct. | Yards/Att. | TD | TD% | Int. | Int% | Long | Sack/Lost | Rating |
|---|---|---|---|---|---|---|---|---|---|---|---|---|
| Jim Everett | 274 | 135 | 1,652 | 49.3 | 6.03 | 8 | 2.9 | 12 | 4.4 | 60t | 18/125 | 59.7 |
| T.J. Rubley | 189 | 108 | 1,338 | 57.1 | 7.08 | 8 | 4.2 | 6 | 3.2 | 54 | 13/106 | 80.1 |
| Mike Pagel | 9 | 3 | 23 | 33.3 | 2.56 | 0 | 0.0 | 1 | 11.1 | 10 | 0/0 | 2.8 |
| Cleveland Gary | 1 | 1 | 8 | 100.0 | 8.00 | 0 | 0.0 | 0 | 0.0 | 8 | 0/0 | 100.0 |
| **Rams** | **473** | **247** | **3,021** | **52.2** | **6.39** | **16** | **3.4** | **19** | **4.0** | **60t** | **31/231** | **66.8** |
| **Opponents** | **488** | **299** | **3,763** | **61.3** | **7.71** | **17** | **3.5** | **11** | **2.3** | **80t** | **35/203** | **87.5** |

# 1992 (6-10) 4th, NFC West - Chuck Knox

| Date | W/L | Score | Opponent | Attend. |
|---|---|---|---|---|
| 9/6 | L | 7-40 | at Buffalo | (79,001) |
| 9/13 | W | 14-0 | New England | (40,402) |
| 9/20 | L | 10-26 | at Miami | (55,945) |
| 9/27 | W | 18-10 | New York Jets | (42,005) |
| 10/4 | L | 24-27 | at San Francisco | (63,071) |
| 10/11 | L | 10-13 | at New Orleans | (68,591) |
| 10/18 | W | 38-17 | New York Giants | (53,541) |
| 11/1 | L | 28-30 | at Atlanta | (62,168) |
| 11/8 | L | 14-20 | Phoeniz | (40,788) |
| 11/15 | W | 27-23 | at Dallas | (63,690) |
| 11/22 | L | 10-27 | San Francisco | (65,858) |
| 11/29 | L | 17-31 | Minnesota | (54,831) |
| 12/6 | W | 31-27 | at Tampa Bay | (38,387) |
| 12/13 | L | 14-37 | New Orleans | (47,355) |
| 12/20 | L | 13-28 | at Green Bay | (57,796) |
| 12/27 | W | 38-27 | Atlanta | (37,706) |
| Total Attendance | | | | (871,135) |

| | Rams | OPP. |
|---|---|---|
| **First Downs** | **278** | **319** |
| Rushing | 83 | 130 |
| Passing | 174 | 175 |
| Penalty | 21 | 15 |
| 3rd Down Efficiency | 69-186-37.1% | 91-204-44.6% |
| 4th Down Efficiency | 1-7-14.3% | 2-5-40.0% |
| Time of Poss. Avg. | 28:31 | 31:29 |
| **Total Net Yards** | **4,877** | **5,523** |
| Avg./Game | 304.8 | 345.2 |
| Total Plays | 914 | 1005 |
| Avg./Play | 5.3 | 5.5 |
| **Net Yards Rushing** | **1,659** | **2,230** |
| Avg./Game | 103.7 | 139.4 |
| Total Rushes | 393 | 467 |
| **Net Yards Passing** | **3,218** | **3,293** |
| Avg./Game | 201.1 | 205.8 |
| Sacked-Yds. Lost | 26-204 | 31-188 |
| Gross Yards | 3,422 | 3,481 |
| Att-Comp-Int | 495-289-20 | 507-305-18 |
| Comp. % | 58.4 | 60.2 |
| **Punts/Avg.** | **76-41.1** | **66-42.1** |
| Net Avg. | 33.2 | 34.7 |
| **Penalties/Yards** | **79-592** | **102-778** |
| **Fumbles/ Ball Lost** | **30-17** | **26-15** |
| **Touchdowns** | **38** | **43** |
| Rushing | 12 | 22 |
| Passing | 23 | 18 |
| Returns | 3 | 3 |

| Score by Periods | 1 | 2 | 3 | 4 | T |
|---|---|---|---|---|---|
| **Rams** | 42 | 73 | 86 | 112 | 313 |
| Opponents | 94 | 151 | 57 | 81 | 383 |

| Scoring | TD | Ru | Pa | Rt | PAT | FG | S | Pts. |
|---|---|---|---|---|---|---|---|---|
| Tony Zendejas | 0 | 0 | 0 | 0 | 38-38 | 15-20 | 0 | 83 |
| Cleveland Gary | 10 | 7 | 3 | 0 | 0-0 | 0-0 | 0 | 60 |
| Flipper Anderson | 7 | 0 | 7 | 0 | 0-0 | 0-0 | 0 | 42 |
| David Lang | 6 | 5 | 1 | 0 | 0-0 | 0-0 | 0 | 36 |
| Pat Carter | 3 | 0 | 3 | 0 | 0-0 | 0-0 | 0 | 18 |
| Jeff Chadwick | 3 | 0 | 3 | 0 | 0-0 | 0-0 | 0 | 18 |
| Henry Ellard | 3 | 0 | 3 | 0 | 0-0 | 0-0 | 0 | 18 |
| Jim Price | 2 | 0 | 2 | 0 | 0-0 | 0-0 | 0 | 12 |
| Todd Kinchen | 2 | 0 | 0 | 2 | 0-0 | 0-0 | 0 | 12 |
| Robert Delpino | 1 | 0 | 1 | 0 | 0-0 | 0-0 | 0 | 6 |
| Robert Bailey | 1 | 0 | 0 | 1 | 0-0 | 0-0 | 0 | 6 |
| Kevin Greene | 0 | 0 | 0 | 0 | 0-0 | 0-0 | 1 | 2 |
| **Rams** | **38** | **12** | **23** | **3** | **38-38** | **15-20** | **1** | **313** |
| **Opponents** | **43** | **22** | **18** | **3** | **41-43** | **28-34** | **0** | **383** |

**Sacks:** Kevin Greene 10.0, Sean Gilbert 5.0, Gerald Robinson 5.0, Mike Piel 3.0, Michael Stewart 2.0, Robert Young 2.0, Bill Hawkins 2.0, Marc Boutte 1.0,
**RAMS: 31.0; Opponents 26.0**

**Usual Starters**

| | | | |
|---|---|---|---|
| WR | Henry Ellard (15) | DE | Gerald Robinson (16) |
| LT | Gerald Perry (16) | DT | Sean Gilbert (16) |
| LG | Anthony Newberry (16) | DT | Marc Boutte (15) |
| C | Bern Brostek (16) | RE | Bill Hawkins (7) |
| RG | Joe Milinichik (16) | LB | Roman Phifer (14) |
| RT | Jackie Slater (16) | LB | Larry Kelm (14) |
| TE | Pat Carter (16) | LB | Kevin Greene (16) |
| WR | Flipper Anderson (9) | CB | Darryl Henley (16) |
| QB | Jim Everett (16) | CB | Todd Lyght (12) |
| FB | David Lang (11) | SS | Anthony Newman (16) |
| RB | Cleveland Gary (16) | FS | Pat Terrell (16) |

| Rushing | No. | Yards | Avg. | Long | TD |
|---|---|---|---|---|---|
| Cleveland Gary | 279 | 1,125 | 4.0 | 63 | 7 |
| David Lang | 33 | 203 | 6.2 | 71 | 5 |
| Jim Everett | 32 | 133 | 4.2 | 22 | 0 |
| Robert Delpino | 32 | 115 | 3.6 | 31 | 0 |
| Anthony Thompson | 11 | 57 | 5.2 | 12 | 0 |
| Vernon Turner | 2 | 14 | 7.0 | 9 | 0 |
| Troy Stradford | 3 | 12 | 4.0 | 5 | 0 |
| Mike Pagel | 1 | 0 | 0.0 | 0 | 0 |
| **Rams** | **393** | **1,659** | **4.2** | **71** | **12** |
| **Opponents** | **467** | **2,230** | **4.8** | **39t** | **22** |

| Receiving | No. | Yards | Avg. | Long | TD |
|---|---|---|---|---|---|
| Cleveland Gary | 52 | 293 | 5.6 | 22 | 3 |
| Henry Ellard | 47 | 727 | 15.5 | 33t | 3 |
| Flipper Anderson | 38 | 657 | 17.3 | 45 | 7 |
| Jim Price | 34 | 324 | 9.5 | 23 | 2 |
| Jeff Chadwick | 29 | 362 | 12.5 | 27t | 3 |
| Pat Carter | 20 | 232 | 11.6 | 25 | 3 |
| Aaron Cox | 18 | 261 | 14.5 | 26 | 0 |
| David Lang | 18 | 239 | 15.7 | 67t | 1 |
| Robert Delpino | 18 | 139 | 7.7 | 12t | 1 |
| Vernon Turner | 5 | 42 | 8.4 | 16 | 0 |
| Anthony Thompson | 5 | 11 | 2.2 | 7 | 0 |
| Travis McNeal | 4 | 79 | 19.8 | 38 | 0 |
| Emile Harry | 1 | 12 | 12.0 | 12 | 0 |
| **Rams** | **289** | **3,422** | **11.8** | **67t** | **23** |
| **Opponents** | **305** | **3,481** | **11.4** | **81t** | **18** |

| Interceptions | No. | Yards | Avg. | Long | TD |
|---|---|---|---|---|---|
| Anthony Newman | 4 | 33 | 8.3 | 17 | 0 |
| Darryl Henley | 4 | 41 | 10.3 | 25 | 0 |
| Todd Lyght | 3 | 80 | 26.7 | 39 | 0 |
| Robert Bailey | 3 | 61 | 20.3 | 37 | 1 |
| Alvin White | 2 | 49 | 24.5 | 40 | 0 |
| Larry Kelm | 1 | 16 | 16.0 | 16 | 0 |
| Roman Phifer | 1 | 3 | 3.0 | 3 | 0 |
| **Rams** | **18** | **283** | **15.7** | **40** | **1** |
| **Opponents** | **20** | **305** | **15.3** | **67** | **1** |

| Punting | No. | Yards | Avg. | TB | In20 | Long | Blk. |
|---|---|---|---|---|---|---|---|
| Don Bracken | 76 | 3,122 | 41.1 | 4 | 20 | 59 | 0 |
| **Rams** | **76** | **3,122** | **41.1** | **4** | **20** | **59** | **0** |
| **Opponents** | **66** | **2,776** | **42.1** | **7** | **14** | **58** | **0** |

| Punt Returns | No. | FC | Yards | Avg. | Long | TD |
|---|---|---|---|---|---|---|
| Vernon Turner | 28 | 6 | 207 | 7.4 | 23 | 0 |
| Todd Kinchen | 4 | 1 | 103 | 25.8 | 61t | 2 |
| Emile Harry | 6 | 4 | 34 | 5.7 | 11 | 0 |
| Troy Stradford | 1 | 0 | 1 | 1.0 | 1 | 0 |
| **Rams** | **39** | **11** | **345** | **8.8** | **61t** | **2** |
| **Opponents** | **48** | **11** | **522** | **10.9** | **74t** | **1** |

| Kickoff Returns | No. | Yards | Avg. | Long | TD |
|---|---|---|---|---|---|
| Vernon Turner | 29 | 569 | 19.6 | 35 | 0 |
| David Lang | 13 | 228 | 17.5 | 26 | 0 |
| Robert Delpino | 6 | 83 | 13.8 | 18 | 0 |
| Todd Kinchen | 4 | 63 | 15.8 | 19 | 0 |
| Anthony Thompson | 4 | 34 | 8.5 | 14 | 0 |
| Troy Stradford | 3 | 59 | 19.7 | 21 | 0 |
| Scott Stephen | 2 | 12 | 6.0 | 7 | 0 |
| Flipper Anderson | 1 | 9 | 9.0 | 9 | 0 |
| Steve Israel | 1 | -3 | -3.0 | -3 | 0 |
| **Rams** | **63** | **1,054** | **16.7** | **35** | **0** |
| **Opponents** | **55** | **1,128** | **20.5** | **60** | **0** |

| Field Goals | 1-19 | 20-29 | 30-39 | 40-49 | 50+ |
|---|---|---|---|---|---|
| Tony Zendejas | 2-2 | 3-4 | 7-9 | 3-5 | 0-0 |
| **Rams** | **2-2** | **3-4** | **7-9** | **3-5** | **0-0** |
| **Opponents** | **1-1** | **8-8** | **12-13** | **7-9** | **0-3** |

**Tony Zendejas** ( ) (47M, 39M 25M) (31) (49, 45M, 22, 20) (33) (30) (46G) ( ) ( ) (33,44) (35) (30) (18, 37B) ( ) (19, 38) (24)

**Opponents** (49, 38) (38M) (36, 50M, 44, 27, 20) (19, 47M) (26, 21) (26, 30) (51M, 31) (49, 26, 37) (51M, 21, 31, 45M) (37, 42, 36) (34, 40) (38) (34, 47) (21) ( ) (44, 38)

| Passing | Att. | Comp. | Yards | Pct. | Yards/Att. | TD | TD% | Int. | Int% | Long | Sack/Lost | Rating |
|---|---|---|---|---|---|---|---|---|---|---|---|---|
| Jim Everett | 475 | 281 | 3,323 | 59.2 | 7.00 | 22 | 4.6 | 18 | 3.8 | 67t | 26/204 | 80.2 |
| Mike Pagel | 20 | 8 | 99 | 40.0 | 4.95 | 1 | 5.0 | 2 | 10.0 | 22 | 0/0 | 33.1 |
| **Rams** | **495** | **289** | **3,422** | **58.4** | **6.91** | **23** | **4.6** | **20** | **4.0** | **67t** | **26/204** | **78.2** |
| **Opponents** | **507** | **305** | **3,481** | **60.2** | **6.89** | **18** | **3.6** | **18** | **3.6** | **81t** | **31/188** | **77.9** |

# 1991 (3-13) 4th, NFC West - John Robinson

| Date | W/L | Score | Opponent | Attend. |
|---|---|---|---|---|
| 9/1 | L | 14-24 | Phoenix | (47,069) |
| 9/8 | W | 19-13 | at New York Giants | (76,541) |
| 9/15 | L | 7-24 | at New Orleans | (68,583) |
| 9/22 | L | 10-27 | at San Francisco | (63,871) |
| 9/29 | W | 23-21 | Green Bay | (54,736) |
| 10/13 | W | 30-24 | San Diego | (47,433) |
| 10/20 | L | 17-20 | at Los Angeles Raiders | (85,102) |
| 10/27 | L | 14-31 | at Atlanta | (50,187) |
| 11/3 | L | 17-24 | New Orleans | (58,713) |
| 11/10 | L | 20-27 | Kansas City | (52,511) |
| 11/17 | L | 10-21 | at Detroit | (60,873) |
| 11/25 | L | 10-33 | San Francisco | (61,881) |
| 12/1 | L | 6-27 | Washington | (55,027) |
| 12/8 | L | 14-31 | Atlanta | (35,315) |
| 12/15 | L | 14-20 | at Minnesota | (46,312) |
| 12/22 | L | 9-23 | at Seattle | (51,100) |
| Total | | | | (915,254) |

| | Rams | OPP |
|---|---|---|
| **First Downs** | **270** | **286** |
| Rushing | 75 | 105 |
| Passing | 180 | 162 |
| Penalty | 15 | 19 |
| 3rd Down Efficiency | 75-198-37.9% | 73-184-39.7% |
| 4th Down Efficiency | 9-19-47.4% | 5-8-62.5% |
| Time of Poss. Avg. | 29:03 | 30:57 |
| **Total Net Yards** | **4,695** | **5,204** |
| Avg./Game | 293.4 | 325.3 |
| Total Plays | 936 | 920 |
| Avg./Play | 5.0 | 5.7 |
| **Net Yards Rushing** | **1,285** | **1,659** |
| Avg./Game | 80.3 | 103.7 |
| Total Rushes | 388 | 469 |
| **Net Yards Passing** | **3,410** | **3,545** |
| Avg./Game | 213.1 | 221.6 |
| Sacked-Yds. Lost | 30-200 | 17-112 |
| Gross Yards | 3,610 | 3,657 |
| Att-Comp-Int | 518-289-20 | 434-259-11 |
| Comp. % | 55.8 | 59.7 |
| **Punts/Avg.** | **75-38.1** | **68-41.6** |
| Net Avg. | 32.3 | 34.8 |
| **Penalties/Yards** | **108-774** | **83-743** |
| **Fumbles/ Ball Lost** | **32-20** | **17-8** |
| **Touchdowns** | **26** | **47** |
| Rushing | 11 | 19 |
| Passing | 13 | 25 |
| Returns | 2 | 3 |

| Score by Periods | 1 | 2 | 3 | 4 | T |
|---|---|---|---|---|---|
| **Rams** | 22 | 103 | 55 | 54 | 234 |
| Opponents | 95 | 114 | 76 | 105 | 390 |

| Scoring | TD | Ru | Pa | Rt | PAT | FG | S | Pts. |
|---|---|---|---|---|---|---|---|---|
| Tony Zendejas | 0 | 0 | 0 | 0 | 25-26 | 17-17 | 0 | 76 |
| Robert Delpino | 10 | 9 | 1 | 0 | 0-0 | 0-0 | 0 | 60 |
| Henry Ellard | 3 | 0 | 3 | 0 | 0-0 | 0-0 | 0 | 18 |
| Damone Johnson | 2 | 0 | 2 | 0 | 0-0 | 0-0 | 0 | 12 |
| Jim Price | 2 | 0 | 2 | 0 | 0-0 | 0-0 | 0 | 12 |
| Pat Carter | 2 | 0 | 2 | 0 | 0-0 | 0-0 | 0 | 12 |
| Flipper Anderson | 1 | 0 | 1 | 0 | 0-0 | 0-0 | 0 | 6 |
| Marcus Dupree | 1 | 1 | 0 | 0 | 0-0 | 0-0 | 0 | 6 |
| Clevleand Gary | 1 | 1 | 0 | 0 | 0-0 | 0-0 | 0 | 6 |
| Jerry Gray | 1 | 0 | 0 | 1 | 0-0 | 0-0 | 0 | 6 |
| Anthony Newman | 1 | 0 | 0 | 1 | 0-0 | 0-0 | 0 | 6 |
| Ernie Thompson | 1 | 0 | 1 | 0 | 0-0 | 0-0 | 0 | 6 |
| Vernon Turner | 1 | 0 | 1 | 0 | 0-0 | 0-0 | 0 | 6 |
| Kevin Greene | 0 | 0 | 0 | 0 | 0-0 | 0-0 | 1 | 2 |
| **Rams** | **26** | **11** | **13** | **2** | **25-26** | **17-17** | **1** | **234** |
| **Opponents** | **44** | **19** | **25** | **3** | **46-47** | **20-28** | **1** | **390** |

**Sacks:** Gerald Robinson 3.0, Kevin Greene 3.0, Karl Wilson 2.0, Larry Kelm 2.0, Roman Phifer 2.0, Anthony Newman 1.0, Mike Piel 1.0, Michael Stewart 1.0, Robert Young 1.0, Fred Strickland 1.0
**Rams: 17.0; Opponents: 30.0**

**Usual Starters**

| | | | |
|---|---|---|---|
| WR | Henry Ellard (16) | DE | Karl Wilson (10) |
| LT | Gerald Perry (9) | DT | Alvin Wright (11) |
| LG | Tom Newberry (16) | DT | Robert Young (13) |
| C | Doug Smith (8) | DE | Gerald Robinson (4) |
| RG | Duval Love(13) | LB | Fred Strickland (10) |
| RT | Jackie Slater (13) | LB | Larry Kelm (15) |
| TE | Damone Johnson (6) | LB | Kevin Greene (6) |
| WR | Flipper Anderson (9) | CB | Darryl Henley (14) |
| QB | Jim Everett (16) | CB | Todd Lyght (8) |
| FB | Robert Delpino (15) | SS | Michael Stewart (16) |
| RB | Buford McGee (8) | FS | Pat Terrell (16) |

| Rushing | No. | Yards | Avg. | Long | TD |
|---|---|---|---|---|---|
| Robert Delpino | 214 | 688 | 3.2 | 36 | 9 |
| Cleveland Gary | 68 | 245 | 3.6 | 14 | 1 |
| Marcus Dupree | 49 | 179 | 3.7 | 24 | 1 |
| Bufford McGee | 19 | 65 | 3.4 | 9 | 0 |
| Jim Everett | 27 | 44 | 1.6 | 10 | 0 |
| Vernon Turner | 7 | 44 | 6.3 | 11 | 0 |
| Ron Brown | 2 | 11 | 5.5 | 11 | 0 |
| Ernie Thompson | 2 | 9 | 4.5 | 9 | 0 |
| **Rams** | **388** | **1,285** | **3.3** | **36** | **11** |
| **Opponents** | **469** | **1,659** | **3.5** | **26** | **19** |

| Receiving | No. | Yards | Avg. | Long | TD |
|---|---|---|---|---|---|
| Henry Ellard | 64 | 1,052 | 16.4 | 38 | 3 |
| Robert Delpino | 55 | 617 | 11.2 | 78 | 1 |
| Jim Price | 35 | 410 | 11.7 | 27 | 2 |
| Flipper Anderson | 32 | 530 | 16.6 | 54 | 1 |
| Damone Johnson | 32 | 253 | 7.9 | 27 | 2 |
| Buford McGee | 20 | 160 | 8.0 | 20 | 0 |
| Aaron Cox | 15 | 216 | 14.4 | 39 | 0 |
| Cleveland Gary | 13 | 110 | 8.5 | 22 | 0 |
| Pat Carter | 8 | 69 | 8.6 | 18t | 2 |
| Marcus Dupree | 6 | 46 | 7.7 | 21 | 0 |
| Rpm Brown | 3 | 52 | 17.3 | 21 | 0 |
| Vernon Turner | 3 | 41 | 13.7 | 19t | 1 |
| Ernie Thompson | 2 | 35 | 17.5 | 22 | 1 |
| Jimmy Raye | 1 | 19 | 19.0 | 19 | 0 |
| **Rams** | **289** | **3,610** | **12.5** | **78** | **13** |
| **Opponents** | **259** | **3,657** | **14.1** | **78** | **25** |

| Interceptions | No. | Yards | Avg. | Long | TD |
|---|---|---|---|---|---|
| Jerry Gray | 3 | 83 | 27.7 | 59t | 1 |
| Darryl Henley | 3 | 22 | 7.3 | 22 | 0 |
| Michael Stewart | 2 | 8 | 4.0 | 8 | 0 |
| Anthony Newman | 1 | 58 | 58.0 | 58 | 0 |
| Pat Terrell | 1 | 4 | 4.0 | 4 | 0 |
| Todd Lyght | 1 | 0 | 0.0 | 0 | 0 |
| **Rams** | **11** | **175** | **15.9** | **59t** | **1** |
| **Opponents** | **20** | **297** | **14.9** | **97t** | **1** |

| Punting | No. | Yards | Avg. | TB | In20 | Long | Blk. |
|---|---|---|---|---|---|---|---|
| Dale Hatcher | 63 | 2,403 | 38.1 | 5 | 16 | 52 | 0 |
| Barry Helton | 11 | 453 | 41.2 | 2 | 2 | 46 | 1 |
| **Rams** | **75** | **2,856** | **38.1** | **7** | **18** | **52** | **1** |
| **Opponents** | **68** | **2,829** | **41.6** | **7** | **20** | **62** | **0** |

| Punt Returns | No. | FC | Yards | Avg. | Long | TD |
|---|---|---|---|---|---|---|
| Vernon Turner | 23 | 4 | 210 | 8.7 | 29 | 0 |
| Darryl Henley | 13 | 4 | 110 | 8.5 | 16 | 0 |
| Jerry Gray | 1 | 1 | 9 | 9.0 | 9 | 0 |
| **Rams** | **37** | **9** | **320** | **8.6** | **29** | **0** |
| **Opponents** | **33** | **21** | **292** | **8.8** | **42** | **0** |

| Kickoff Returns | No. | Yards | Avg. | Long | TD |
|---|---|---|---|---|---|
| Vernon Turner | 24 | 457 | 19.0 | 36 | 0 |
| Ron Brown | 12 | 256 | 21.3 | 39 | 0 |
| David Lang | 12 | 194 | 16.2 | 34 | 0 |
| Robert Delpino | 4 | 54 | 13.5 | 19 | 0 |
| Mike McDonald | 3 | 32 | 10.7 | 16 | 0 |
| Jimmy Raye | 2 | 57 | 28.5 | 48 | 0 |
| Pat Carter | 1 | 18 | 18.0 | 18 | 0 |
| Glenell Sanders | 1 | 2 | 2.0 | 2 | 0 |
| **Rams** | **59** | **1,070** | **18.1** | **48** | **0** |
| **Opponents** | **39** | **671** | **17.2** | **35** | **0** |

| Field Goals | 1-19 | 20-29 | 30-39 | 40-49 | 50+ |
|---|---|---|---|---|---|
| Tony Zendejas | 0-0 | 4-4 | 8-8 | 3-3 | 2-2 |
| **Rams** | **0-0** | **4-4** | **8-8** | **3-3** | **2-2** |
| **Opponents** | **0-0** | **6-6** | **7-10** | **7-9** | **0-3** |

**Tony Zendejas** ( ) (29,50,32,33) ( ) (22) (30,32,28) ( ) (37) ( ) (31) ( ) (27) (37) (41, 34) ( ) ( ) (44, 46, 50)

**Opponents** (52M, 32) (46, 40) (42) (22, 35M, 47) ( ) (27) (35, 32M, 34) (44) (45, 37M) (20, 44) ( ) (51M, 39) (47M, 59M, 48M, 35, 35) (21) (20, 22) (35)

| Passing | Att. | Comp. | Yards | Pct. | Yards/Att. | TD | TD% | Int. | Int% | Long | Sack/Lost | Rating |
|---|---|---|---|---|---|---|---|---|---|---|---|---|
| Jim Everett | 490 | 277 | 3,438 | 56.5 | 7.02 | 11 | 2.2 | 20 | 4.1 | 78 | 30/200 | 68.9 |
| Mike Pagel | 27 | 11 | 150 | 40.7 | 5.56 | 2 | 7.4 | 0 | 0.0 | 30 | 0/0 | 83.9 |
| Barry Helton | 1 | 1 | 22 | 100.0 | 22.0 | 0 | 0.0 | 0 | 0.0 | 22 | 0/0 | 118.8 |
| **Rams** | **518** | **289** | **3,610** | **55.8** | **6.97** | **13** | **2.5** | **20** | **3.9** | **78** | **30/200** | **69.9** |
| **Opponents** | **434** | **259** | **3,657** | **59.7** | **8.43** | **25** | **5.8** | **11** | **2.5** | **78** | **17/112** | **95.6** |

# 1990 (5-11) 3rd, NFC West - John Robinson

| Date | W/L | Score | Opponent | Attend. |
|---|---|---|---|---|
| 9/9 | L | 24-36 | at Green Bay | (57,685) |
| 9/16 | W | 35-14 | at Tampa Bay | (59,705) |
| 9/23 | L | 21-27 | Philadelphia | (63,644) |
| 10/7 | L | 31-34 | Cincinnati (OT) | (62,619) |
| 10/14 | L | 9-38 | at Chicago | (59,383) |
| 10/21 | W | 44-24 | Atlanta | (54,761) |
| 10/29 | L | 10-41 | at Pittsburgh | (56,466) |
| 11/4 | W | 17-13 | Houston | (52,628) |
| 11/11 | L | 7-31 | New York Giants | (64,632) |
| 11/18 | L | 21-24 | Dallas | (58,589) |
| 11/25 | W | 28-17 | at San Francisco | (62,633) |
| 12/2 | W | 38-23 | at Cleveland | (61,981) |
| 12/9 | L | 20-24 | New Orleans | (56,864) |
| 12/17 | L | 10-26 | San Francisco | (65,619) |
| 12/23 | L | 13-20 | at Atlanta | (30,021) |
| 12/31 | L | 17-20 | at New Orleans | (68,647) |
| Total | | | | (935,877) |

| | Rams | OPP |
|---|---|---|
| **First Downs** | **311** | **287** |
| Rushing | 89 | 93 |
| Passing | 191 | 176 |
| Penalty | 31 | 18 |
| 3rd Down Efficiency | 78-204-38.2% | 86-201-42.8% |
| 4th Down Efficiency | 6-18-33.3% | 3-10-30.0% |
| Time of Poss. Avg. | 29:59 | 30:01 |
| **Total Net Yards** | **5,430** | **5,411** |
| Avg./Game | 339.4 | 338.2 |
| Total Plays | 1,013 | 949 |
| Avg./Play | 5.4 | 5.7 |
| **Net Yards Rushing** | **1,612** | **1,649** |
| Avg./Game | 100.8 | 103.1 |
| Total Rushes | 422 | 418 |
| **Net Yards Passing** | **3,818** | **3,762** |
| Avg./Game | 238.6 | 235.1 |
| Sacked-Yds. Lost | 30-198 | 30-180 |
| Gross Yards | 4,016 | 3,942 |
| Att-Comp-Int | 561-310-17 | 501-296-12 |
| Comp. % | 55.3 | 59.1 |
| **Punts/Avg.** | **69-38.6** | **66-41.4** |
| Net Avg. | 31.9 | 34.7 |
| **Penalties/Yards** | **87-632** | **109-968** |
| **Fumbles/ Ball Lost** | **25-14** | **32-19** |
| **Touchdowns** | **43** | **49** |
| Rushing | 17 | 17 |
| Passing | 24 | 30 |
| Returns | 2 | 2 |

| Score by Periods | 1 | 2 | 3 | 4 | OT | T |
|---|---|---|---|---|---|---|
| **Rams** | 62 | 130 | 85 | 68 | 0 | 345 |
| Opponents | 98 | 123 | 74 | 114 | 3 | 412 |

| Scoring | TD | Ru | Pa | Rt | PAT | FG | S | Pts. |
|---|---|---|---|---|---|---|---|---|
| Cleveland Gary | 15 | 14 | 1 | 0 | 0-0 | 0-0 | 0 | 90 |
| Mike Lansford | 0 | 0 | 0 | 0 | 42-43 | 15-24 | 0 | 87 |
| Buford McGee | 5 | 1 | 4 | 0 | 0-0 | 0-0 | 0 | 30 |
| Henry Ellard | 4 | 0 | 4 | 0 | 0-0 | 0-0 | 0 | 24 |
| Flipper Anderson | 4 | 0 | 4 | 0 | 0-0 | 0-0 | 0 | 24 |
| Robert Delpino | 4 | 0 | 4 | 0 | 0-0 | 0-0 | 0 | 24 |
| Damone Johnson | 3 | 0 | 3 | 0 | 0-0 | 0-0 | 0 | 18 |
| Pete Holohan | 2 | 0 | 2 | 0 | 0-0 | 0-0 | 0 | 12 |
| Gaston Green | 2 | 0 | 1 | 1 | 0-0 | 0-0 | 0 | 12 |
| Jim Everett | 1 | 1 | 0 | 0 | 0-0 | 0-0 | 0 | 6 |
| Curt Warner | 1 | 1 | 0 | 0 | 0-0 | 0-0 | 0 | 6 |
| Derrick Faison | 1 | 0 | 1 | 0 | 0-0 | 0-0 | 0 | 6 |
| Bobby Humphery | 1 | 0 | 0 | 1 | 0-0 | 0-0 | 0 | 6 |
| **Rams** | **43** | **17** | **24** | **2** | **42-43** | **15-24** | **0** | **345** |
| **Opponents** | **49** | **17** | **30** | **2** | **46-49** | **24-31** | **0** | **412** |

**Sacks:** Greene 13.0, Piel 5.0, Hawkins 3.0, Bethune 2.0, Faryniarz 2.0, Reed 2.0, B. Smith 1.0, Wilcher 1.0, Wright 1.0
**Rams: 30.0; Opponents 30.0.**

**Usual Starters**

| | | | |
|---|---|---|---|
| WR | Henry Ellard (15) | DE | Doug Reed (16) |
| LT | Irv Pankey (16) | NT | Alvin Wright (16) |
| LG | Tom Newberry (15) | DE | Mike Piel (11) |
| C | Doug Smith (16) | OLB | Mike Wilcher (16) |
| RG | Duval Love (16) | ILB | Frank Stams (12) |
| RT | Jackie Slater (15) | ILB | Larry Kelm (10) |
| TE | Damone Johnson (9) | OLB | Kevin Greene (15) |
| WR | Flipper Anderson (10) | CB | Jerry Gray (12) |
| QB | Jim Everett (16) | CB | Bobby Humphrey (11) |
| FB | Buford McGee (15) | SS | Vince Newsome (16) |
| RB | Cleveland Gary (7) | FS | Anthony Newman (6) |

| Rushing | No. | Yards | Avg. | Long | TD |
|---|---|---|---|---|---|
| Cleveland Gary | 204 | 808 | 4.0 | 48 | 14 |
| Gaston Green | 68 | 261 | 3.8 | 31 | 0 |
| Buford McGee | 44 | 234 | 5.3 | 19 | 1 |
| Curt Warner | 49 | 139 | 2.8 | 9 | 1 |
| Marcus Dupree | 19 | 72 | 3.8 | 13 | 0 |
| Robert Delpino | 13 | 52 | 4.0 | 13 | 0 |
| Jim Everett | 20 | 31 | 1.6 | 15 | 1 |
| Henry Ellard | 2 | 21 | 10.5 | 13 | 0 |
| Flipper Anderson | 1 | 13 | 13.0 | 13 | 0 |
| Keith English | 2 | -19 | -9,5 | -8 | 0 |
| **Rams** | **422** | **1,612** | **3.8** | **48** | **17** |
| **Opponents** | **418** | **1,649** | **3.9** | **74t** | **17** |

| Receiving | No. | Yards | Avg. | Long | TD |
|---|---|---|---|---|---|
| Henry Ellard | 76 | 1,294 | 17.0 | 50t | 4 |
| Flipper Anderson | 51 | 1,097 | 21.5 | 55t | 4 |
| Pete Holohan | 49 | 475 | 9.7 | 28 | 2 |
| Buford McGee | 47 | 388 | 8.3 | 25 | 4 |
| Cleveland Gary | 30 | 150 | 5.0 | 22t | 1 |
| Aaron Cox | 17 | 266 | 15.6 | 32 | 0 |
| Robert Delpino | 15 | 172 | 11.5 | 42t | 4 |
| Damone Johnson | 12 | 66 | 5.5 | 11 | 3 |
| Pat Carter | 8 | 58 | 7.3 | 16 | 0 |
| Derrick Faison | 3 | 27 | 9.0 | 12 | 1 |
| Gaston Green | 2 | 23 | 11.5 | 16t | 1 |
| **Rams** | **310** | **4,016** | **13.0** | **55t** | **24** |
| **Opponents** | **296** | **3,942** | **13.3** | **71t** | **30** |

| Interceptions | No. | Yards | Avg. | Long | TD |
|---|---|---|---|---|---|
| Bobby Humphrey | 4 | 52 | 13.0 | 44t | 1 |
| Vince Newsome | 4 | 47 | 11.8 | 22 | 0 |
| Anthony Newman | 2 | 0 | 0.0 | 0 | 0 |
| Pat Terrell | 1 | 6 | 6.0 | 6 | 0 |
| Darryl Henley | 1 | 0 | 0.0 | 0 | 0 |
| **Rams** | **12** | **105** | **8.8** | **44t** | **1** |
| **Opponents** | **17** | **204** | **12.0** | **50t** | **2** |

| Punting | No. | Yards | Avg. | TB | In20 | Long | Blk. |
|---|---|---|---|---|---|---|---|
| Keith English | 68 | 2,663 | 39.2 | 2 | 8 | 58 | 0 |
| Team | 1 | 0 | 0.0 | 0 | 0 | 0 | 1 |
| **Rams** | **69** | **2,663** | **38.6** | **2** | **8** | **58** | **1** |
| **Opponents** | **66** | **2,733** | **41.4** | **5** | **20** | **57** | **0** |

| Punt Returns | No. | FC | Yards | Avg. | Long | TD |
|---|---|---|---|---|---|---|
| Darryl Henley | 19 | 4 | 195 | 10.3 | 26 | 0 |
| Mickey Sutton | 14 | 3 | 136 | 9.7 | 22 | 0 |
| Henry Ellard | 2 | 0 | 15 | 7.5 | 8 | 0 |
| **Rams** | **35** | **7** | **346** | **9.9** | **26** | **0** |
| **Opponents** | **46** | **11** | **420** | **9.1** | **33** | **0** |

| Kickoff Returns | No. | Yards | Avg. | Long | TD |
|---|---|---|---|---|---|
| Gaston Green | 25 | 560 | 22.4 | 99t | 1 |
| Robert Delpino | 20 | 389 | 19.5 | 38 | 0 |
| Latin Berry | 17 | 315 | 18.5 | 29 | 0 |
| Mike McDonald | 1 | 15 | 15.0 | 15 | 0 |
| **Rams** | **63** | **1,279** | **20.3** | **99t** | **1** |
| **Opponents** | **68** | **1,406** | **20.7** | **50** | **0** |

| Field Goals | 1-19 | 20-29 | 30-39 | 40-49 | 50+ |
|---|---|---|---|---|---|
| Mike Lansford | 3-4 | 4-4 | 5-7 | 3-9 | 0-0 |
| **Rams** | **3-4** | **4-4** | **5-7** | **3-9** | **0-0** |
| **Opponents** | **1-1** | **9-9** | **3-5** | **10-11** | **1-5** |

**Mike Lansford** (41M, 41) (49M, 36B) (48M) (40) (35) (46, 24, 32) (48M, 32, 42M) (19) (40M) ( ) ( ) (30) (38, 18) (21) (19, 25, 19B) (30M, 24)

**Opponents** (26, 53, 40) (32M) (43, 36M, 18G) (52M, 40, 44) (27) (41) (42, 30) (22, 31) (44) (53M, 23) (42) (27) (48) (23, 63M, 31) (21, 23) (51M, 48M, 41, 24)

| Passing | Att. | Comp. | Yards | Pct. | Yds./Att. | TD | TD% | Int. | Int% | Long | Sack/Lost | Rating |
|---|---|---|---|---|---|---|---|---|---|---|---|---|
| Jim Everett | 554 | 307 | 3,989 | 55.4 | 7.20 | 23 | 4.2 | 17 | 3.1 | 55t | 30/198 | 79.3 |
| Chuck Long | 5 | 1 | 4 | 20.0 | 0.80 | 0 | 0.0 | 0 | 0.0 | 4 | 0/0 | 39.6 |
| Buford McGee | 2 | 2 | 23 | 100.0 | 11.50 | 1 | 50.0 | 0 | 0.0 | 22t | 0/0 | 154.2 |
| **Rams** | **561** | **310** | **4,016** | **55.3** | **7.16** | **24** | **4.3** | **17** | **3.0** | **55t** | **30/198** | **79.6** |
| **Opponents** | **501** | **296** | **3,942** | **59.1** | **7.87** | **30** | **6.0** | **12** | **2.4** | **71t** | **30/180** | **94.1** |

# 1989 (11-5) 2nd, NFC West - John Robinson

| Date | W/L | Score | Opponent | Attend. |
|---|---|---|---|---|
| 9/10 | W | 31-21 | at Atlanta | (38,708) |
| 9/17 | W | 31-17 | Indianapolis | (63,995) |
| 9/24 | W | 41-38 | Green Bay | (57,701) |
| 10/1 | W | 13-12 | at San Francisco | (64,250) |
| 10/8 | W | 26-13 | Atlanta | (52,182) |
| 10/16 | L | 20-23 | at Buffalo | (76,231) |
| 10/22 | L | 21-40 | New Orleans | (57,567) |
| 10/29 | L | 10-20 | at Chicago | (65,506) |
| 11/5 | L | 21-23 | at Minnesota (OT) | (59,600) |
| 11/12 | W | 31-10 | New York Giants | (65,127) |
| 11/19 | W | 37-14 | Phoenix | (53,176) |
| 11/26 | W | 20-17 | at New Orleans (OT) | (64,274) |
| 12/3 | W | 35-31 | at Dallas | (46,100) |
| 12/11 | L | 27-30 | San Francisco | (67,959) |
| 12/17 | W | 38-14 | New York Jets | (53,063) |
| 12/24 | W | 24-20 | at New England | (27,940) |
| **12/31** | **W** | **21-7** | **at Philadelphia*** | **(57,869)** |
| **1/7/1990** | **W** | **19-13** | **at New York Giants, OT^** | **(76,325)** |
| **1/14 /1990** | **L** | **3-30** | **at San Francisco^^** | **(64,769)** |
| Total Attendance | | | | (1,112,342) |

*** Denotes NFC Wild Card**
**^ Denotes NFC Divisional**
**^^ Denotes NFC Championship**

| | Rams | OPP |
|---|---|---|
| **First Downs** | **321** | **306** |
| Rushing | 107 | 101 |
| Passing | 197 | 181 |
| Penalty | 17 | 24 |
| 3rd Down Efficiency | 87-215-40.5% | 81-215-37.7% |
| 4th Down Efficiency | 9-15-60.0% | 6-13-46.2% |
| Time of Poss. Avg. | 30:35 | 29:25 |
| **Total Net Yards** | **6,042** | **5,567** |
| Avg./Game | 377.6 | 347.9 |
| Total Plays | 1,027 | 1,023 |
| Avg./Play | 5.9 | 5.4 |
| **Net Yards Rushing** | **1,909** | **1,543** |
| Avg./Game | 119.3 | 96.4 |
| Total Rushes | 472 | 404 |
| **Net Yards Passing** | **4,133** | **4,024** |
| Avg./Game | 258.3 | 251.5 |
| Sacked-Yds. Lost | 32-236 | 42-278 |
| Gross Yards | 4,369 | 4,302 |
| Att-Comp-Int | 523-308-18 | 577-345-21 |
| Comp. % | 58.9 | 59.8 |
| **Punts/Avg.** | **74-38.3** | **81-41.5** |
| Net Avg. | 32.1 | 34.7 |
| **Penalties/Yards** | **102-823** | **93-798** |
| **Fumbles/ Ball Lost** | **26-11** | **38-15** |
| **Touchdowns** | **51** | **38** |
| Rushing | 19 | 13 |
| Passing | 29 | 24 |
| Returns | 3 | 1 |

| Score by Periods | 1 | 2 | 3 | 4 | OT | T |
|---|---|---|---|---|---|---|
| **Rams** | 122 | 124 | 61 | 116 | 3 | 426 |
| Opponents | 50 | 87 | 83 | 122 | 2 | 344 |

| Scoring | TD | Ru | Pa | Rt | PAT | FG | S | Pts. |
|---|---|---|---|---|---|---|---|---|
| Mike Lansford | 0 | 0 | 0 | 0 | 51-51 | 23-30 | 0 | 120 |
| Greg Bell | 15 | 15 | 0 | 0 | 0-0 | 0-0 | 0 | 90 |
| Henry Ellard | 8 | 0 | 8 | 0 | 0-0 | 0-0 | 0 | 48 |
| Flipper Anderson | 5 | 0 | 5 | 0 | 0-0 | 0-0 | 0 | 30 |
| Damone Johnson | 5 | 0 | 5 | 0 | 0-0 | 0-0 | 0 | 30 |
| Buford McGee | 5 | 1 | 4 | 0 | 0-0 | 0-0 | 0 | 30 |
| Aaron Cox | 3 | 0 | 3 | 0 | 0-0 | 0-0 | 0 | 18 |
| Robert Delpino | 2 | 1 | 1 | 0 | 0-0 | 0-0 | 0 | 12 |
| Pete Holohan | 2 | 0 | 2 | 0 | 0-0 | 0-0 | 0 | 12 |
| Ron Brown | 1 | 0 | 1 | 0 | 0-0 | 0-0 | 0 | 6 |
| Jim Everett | 1 | 1 | 0 | 0 | 0-0 | 0-0 | 0 | 6 |
| Cleveland Gary | 1 | 1 | 0 | 0 | 0-0 | 0-0 | 0 | 6 |
| Jerry Gray | 1 | 0 | 0 | 1 | 0-0 | 0-0 | 0 | 6 |
| Vince Newsome | 1 | 0 | 0 | 1 | 0-0 | 0-0 | 0 | 6 |
| Micahel Stewart | 1 | 0 | 0 | 1 | 0-0 | 0-0 | 0 | 6 |
| **Rams** | **51** | **19** | **29** | **3** | **51-51** | **23-30** | **0** | **426** |
| **Opponents** | **38** | **13** | **24** | **1** | **36-38** | **26-29** | **1** | **344** |

**Sacks:** Kevin Greene 16.5, Mike Wilcher 5.0, Mike Piel 4.0, Brett Faryniarz 3.0, Doug Reed 3.0, Alvin Wright 3.0, George Bethune 2.0, Brian Smith 2.0, Fred Strickland 2.0, Shawn Miller 1.0, Mark Jerue 0.5
**Rams: 42.0; Opponents 32.0**

**Usual Starters**

| | | | |
|---|---|---|---|
| WR | Henry Ellard (12) | DE | Doug Reed (11) |
| LT | Irv Pankey (14) | NT | Alvin Wright (16) |
| LG | Tom Newberry (16) | DE | Mike Piel (6) |
| C | Doug Smith (16) | OLB | Mike Wilcher (16) |
| RG | Tony Slaton(15) | ILB | Frank Stams (12) |
| RT | Jackie Slater (16) | ILB | Mel Owens (10) |
| TE | Damone Johnson (16) | OLB | Kevin Greene (16) |
| WR | Flipper Anderson (13) | CB | Jerry Gray (16) |
| QB | Jim Everett (16) | CB | LeRoy Irvin (13) |
| FB | Buford McGee (13) | SS | Michael Stewart (15) |
| RB | Greg Bell (14) | FS | Vince Newsome (16) |

| Rushing | No. | Yards | Avg. | Long | TD |
|---|---|---|---|---|---|
| Greg Bell | 272 | 1,137 | 4.2 | 47 | 15 |
| Robert Delpino | 78 | 368 | 4.7 | 32t | 1 |
| Cleveland Gary | 37 | 163 | 4.4 | 18 | 1 |
| Buford McGee | 21 | 99 | 4.7 | 15 | 1 |
| Gaston Green | 26 | 73 | 2.8 | 9 | 0 |
| Jim Everett | 25 | 31 | 1.2 | 13t | 1 |
| Ron Brown | 6 | 27 | 4.5 | 12 | 0 |
| Henry Ellard | 2 | 10 | 5.0 | 6 | 0 |
| Pete Holohan | 1 | 3 | 3.0 | 3 | 0 |
| Dale Hatcher | 1 | 0 | 0.0 | 0 | 0 |
| Flipper Anderson | 1 | -1 | -1.0 | -1 | 0 |
| Mark Herrmann | 2 | -1 | -0.5 | 0 | 0 |
| **Rams** | **472** | **1,909** | **4.0** | **47** | **19** |
| **Opponents** | **404** | **1,543** | **3.8** | **40** | **13** |

| Receiving | No. | Yards | Avg. | Long | TD |
|---|---|---|---|---|---|
| Henry Ellard | 70 | 1,382 | 19.7 | 53 | 8 |
| Pete Holohan | 51 | 510 | 10.0 | 31 | 2 |
| Flipper Anderson | 44 | 1,146 | 26.0 | 78t | 5 |
| Buford McGee | 37 | 303 | 8.2 | 25 | 4 |
| Robert Delpino | 34 | 334 | 9.8 | 25 | 1 |
| Damone Johnson | 25 | 148 | 5.9 | 22 | 5 |
| Aaron Cox | 20 | 340 | 17.0 | 51t | 3 |
| Greg Bell | 19 | 85 | 4.5 | 14 | 0 |
| Ron Brown | 5 | 113 | 22.6 | 39t | 1 |
| Cleveland Gary | 2 | 13 | 6.5 | 8 | 0 |
| Gaston Green | 1 | -5 | -5.0 | -5 | 0 |
| **Rams** | **308** | **4,369** | **14.2** | **78t** | **29** |
| **Opponents** | **345** | **4,302** | **12.5** | **95t** | **24** |

| Interceptions | No. | Yards | Avg. | Long | TD |
|---|---|---|---|---|---|
| Jerry Gray | 6 | 48 | 8.0 | 27t | 1 |
| LeRoy Irvin | 3 | 43 | 14.3 | 18 | 0 |
| Micahel Stewart | 2 | 76 | 38.0 | 41t | 1 |
| Fred Strickland | 2 | 56 | 28.0 | 29 | 0 |
| Cliff Hicks | 2 | 27 | 13.5 | 27 | 0 |
| Vince Newsome | 1 | 81 | 81.0 | 81t | 1 |
| Frank Stams | 1 | 20 | 20.0 | 20 | 0 |
| Darryl Henley | 1 | 10 | 10.0 | 10 | 0 |
| Mel Owens | 1 | 4 | 4.0 | 4 | 0 |
| Mike Wilcher | 1 | 4 | 4.0 | 4 | 0 |
| Shawn Miller | 1 | 3 | 3.0 | 3 | 0 |
| **Rams** | **21** | **372** | **17.7** | **81t** | **3** |
| **Opponents** | **18** | **207** | **11.5** | **42** | **0** |

| Punting | No. | Yards | Avg. | TB | In20 | Long | Blk. |
|---|---|---|---|---|---|---|---|
| Dale Hatcher | 74 | 2,834 | 38.3 | 7 | 15 | 54 | 1 |
| **Rams** | **74** | **2,834** | **38.3** | **7** | **15** | **54** | **1** |
| **Opponents** | **81** | **3,364** | **41.5** | **11** | **13** | **57** | **0** |

| Punt Returns | No. | FC | Yards | Avg. | Long | TD |
|---|---|---|---|---|---|---|
| Darryl Henley | 29 | 19 | 273 | 9.4 | 25 | 0 |
| Cliff Hicks | 4 | 3 | 39 | 9.8 | 15 | 0 |
| Henry Ellard | 2 | 0 | 20 | 10.0 | 10 | 0 |
| LeRoy Irvin | 1 | 2 | 7 | 7.0 | 7 | 0 |
| **Rams** | **35** | **24** | **332** | **9.5** | **25** | **0** |
| **Opponents** | **34** | **20** | **315** | **9.3** | **68t** | **1** |

| Kickoff Returns | No. | Yards | Avg. | Long | TD |
|---|---|---|---|---|---|
| Ron Brown | 47 | 968 | 20.6 | 74 | 0 |
| Robert Delpino | 17 | 334 | 19.6 | 30 | 0 |
| Mike McDonald | 2 | 22 | 11.0 | 12 | 0 |
| Cleveland Gary | 1 | 4 | 4.0 | 4 | 0 |
| **Rams** | **67** | **1,328** | **19.8** | **74** | **0** |
| **Opponents** | **84** | **1,633** | **19.4** | **47** | **0** |

| Field Goals | 1-19 | 20-29 | 30-39 | 40-49 | 50+ |
|---|---|---|---|---|---|
| Mike Lansford | 1-1 | 7-8 | 7-7 | 8-10 | 0-4 |
| **Rams** | 1-1 | 7-8 | 7-7 | 8-10 | 0-4 |
| **Opponents** | **3-3** | **8-8** | **6-6** | **9-11** | **0-1** |

**Mike Lansford** (23, 43M) (40) (39, 45) (40, 50M, 26) (48, 35, 27, 42) (34, 36) ( ) (45) (47M) (44) (27, 23, 40) (32, 22M, 52M, 31) ( ) (25, 22) (37) (19, 50M, 50M)

**Opponents** (43M) (19) (43) (26, 32, 41, 42M, 17) ( ) (38, 47, 40) (39, 27) (35, 46) (20, 24, 22, 25, 29, 36, 40) (22) ( ) (36) (47) (19, 54M) ( ) (44, 48)

| Passing | Att. | Comp. | Yards | Pct. | Yards/Att. | TD | TD% | Int. | Int% | Long | Sack/Lost | Rating |
|---|---|---|---|---|---|---|---|---|---|---|---|---|
| Jim Everett | 518 | 304 | 4,310 | 58.7 | 8.32 | 29 | 5.6 | 17 | 3.3 | 78t | 29/214 | 90.6 |
| Mark Hermann | 5 | 4 | 59 | 80.0 | 11.80 | 0 | 0.0 | 1 | 20.0 | 23 | 3/22 | 76.3 |
| **Rams** | **523** | **308** | **4,369** | **58.9** | **8.35** | **29** | **5.5** | **18** | **3.4** | **78t** | **32/236** | **90.1** |
| **Opponents** | **577** | **345** | **4,302** | **59.8** | **7.46** | **24** | **4.2** | **21** | **3.6** | **95t** | **42/278** | **81.7** |

# 1988 (10-6) 2nd, NFC West - John Robinson

| Date | W/L | Score | Opponent | Attend. |
|---|---|---|---|---|
| 9/4 | W | 34-7 | at Green Bay | (53,769) |
| 9/11 | W | 17-10 | Detroit | (46,262) |
| 9/18 | W | 22-17 | at Los Angeles Raiders | (84,870) |
| 9/25 | W | 45-31 | at New York Giants | (75,617) |
| 10/2 | L | 27-45 | Phoeniz | (49,830) |
| 10/9 | W | 33-0 | at Atlanta | (30,852) |
| 10/16 | L | 21-24 | San Francisco | (65,450) |
| 10/23 | W | 31-10 | Seattle | (57,033) |
| 10/30 | W | 12-10 | at New Orleans | (68,238) |
| 11/6 | L | 24-30 | at Philadelphia | (65,624) |
| 11/13 | L | 10-14 | New Orleans | (63,305) |
| 11/20 | L | 24-38 | San Diego | (45,462) |
| 11/27 | L | 24-35 | at Denver | (74,141) |
| 12/5 | W | 23-3 | Chicago | (65,579) |
| 12/11 | W | 22-7 | Atlanta | (42,828) |
| 12/18 | W | 38-16 | at San Francisco | (62,444) |
| **12/26** | **L** | **17-28** | **at Minnesota^** | **(57,666)** |
| Total Attendance | | | | (1,008,971) |

*** Denotes NFC Wild Card**

| | Rams | OPP |
|---|---|---|
| **First Downs** | **333** | **289** |
| Rushing | 114 | 100 |
| Passing | 203 | 166 |
| Penalty | 16 | 23 |
| 3rd Down Efficiency | 83-209-39.7% | 77-226-34.1% |
| 4th Down Efficiency | 4-8-50.0% | 11-16-68.8% |
| Time of Poss. Avg. | 31:09 | 28:51 |
| **Total Net Yards** | **5,808** | **4,986** |
| Avg./Game | 363.0 | 311.6 |
| Total Plays | 1,057 | 1,041 |
| Avg./Play | 5.5 | 4.8 |
| **Net Yards Rushing** | **2,003** | **1,686** |
| Avg./Game | 125.2 | 105.4 |
| Total Rushes | 507 | 414 |
| **Net Yards Passing** | **3,805** | **3,300** |
| Avg./Game | 237.8 | 206.3 |
| Sacked-Yds. Lost | 28-197 | 56-394 |
| Gross Yards | 4,002 | 3,694 |
| Att-Comp-Int | 522-312-18 | 571-307-22 |
| Comp. % | 59.8 | 53.8 |
| **Punts/Avg.** | **76-39.5** | **93-39.9** |
| **Net Avg.** | **34.2** | **33.9** |
| **Penalties/Yards** | **78-587** | **111-937** |
| **Fumbles/ Ball Lost** | **28-16** | **36-15** |
| **Touchdowns** | **48** | **35** |
| Rushing | 16 | 12 |
| Passing | 31 | 17 |
| Returns | 1 | 6 |

| Score by Periods | 1 | 2 | 3 | 4 | T |
|---|---|---|---|---|---|
| **Rams** | 81 | 146 | 92 | 88 | 407 |
| Opponents | 37 | 94 | 76 | 86 | 293 |

| Scoring | TD | Ru | Pa | Rt | PAT | FG | S | Pts. |
|---|---|---|---|---|---|---|---|---|
| Mike Lansford | 0 | 0 | 0 | 0 | 45-48 | 24-32 | 0 | 117 |
| Greg Bell | 18 | 16 | 2 | 0 | 0-0 | 0-0 | 0 | 108 |
| Henry Ellard | 10 | 0 | 10 | 0 | 0-0 | 0-0 | 0 | 60 |
| Damone Johnson | 6 | 0 | 6 | 0 | 0-0 | 0-0 | 0 | 36 |
| Aaron Cox | 5 | 0 | 5 | 0 | 0-0 | 0-0 | 0 | 30 |
| Pete Holohan | 3 | 0 | 3 | 0 | 0-0 | 0-0 | 0 | 18 |
| Buford McGee | 3 | 0 | 3 | 0 | 0-0 | 0-0 | 0 | 18 |
| Robery Delpino | 2 | 0 | 2 | 0 | 0-0 | 0-0 | 0 | 12 |
| Jerry Gray | 1 | 0 | 0 | 1 | 0-0 | 0-0 | 0 | 6 |
| Kevin Greene | 0 | 0 | 0 | 0 | 0-0 | 0-0 | 2 | 2 |
| **Rams** | **48** | **16** | **31** | **1** | **45-48** | **24-32** | **1** | **407** |
| **Opponents** | **35** | **12** | **17** | **6** | **35-35** | **16-23** | **0** | **293** |

**Sacks:** Kevin Greene 16.5, Gary Jeter 11.5, Mike Wilcher 7.5, Mel Owens 5.0, Shawn Miller 4.0, Fred Strickland 4.0, Alvin Wright 2.0, Doug Reed 1.0, Michael Stewart 1.0, Brett Faryniarz 1.0, Greg Meisner 1.0, Fred Stokes 1.0, LeRoy Irvin 0.5.
**Rams: 56.0; Opponents 28.0**

**Usual Starters**

| | | | |
|---|---|---|---|
| WR | Henry Ellard (16) | DE | Doug Reed (16) |
| LT | Irv Pankey (16) | NT | Alvin Wright (16) |
| LG | Tom Newberry (16) | DE | Shawn Miller (16) |
| C | Doug Smith (16) | OLB | Mike Wilcher (15) |
| RG | Duval Love(15) | ILB | Mark Jerue (12) |
| RT | Jackie Slater (12) | ILB | Carl Ekern (16) |
| TE | Damone Johnson (16) | OLB | Kevin Greene (14) |
| WR | Aaron Cox (15) | CB | Jerry Gray (16) |
| QB | Jim Everett (16) | CB | LeRoy Irvin (16) |
| FB | Buford McGee (12) | SS | Michael Stewart (10) |
| RB | Greg Bell (13) | FS | Johnnie Johnson (16) |

| Rushing | No. | Yards | Avg. | Long | TD |
|---|---|---|---|---|---|
| Greg Bell | 288 | 1,212 | 4.2 | 44 | 16 |
| Charles White | 88 | 323 | 3.7 | 13 | 0 |
| Robert Delpino | 34 | 147 | 4.3 | 13 | 0 |
| Gaston Green | 35 | 117 | 3.3 | 13 | 0 |
| Jim Everett | 34 | 104 | 3.1 | 19 | 0 |
| Buford McGee | 22 | 69 | 3.1 | 12 | 0 |
| Ron Brown | 3 | 24 | 8.0 | 13 | 0 |
| Henry Ellard | 1 | 7 | 7.0 | 7 | 0 |
| Mike Guman | 1 | 1 | 1.0 | 1 | 0 |
| Mark Herrmann | 1 | -1 | -1.0 | -1 | 0 |
| **Rams** | **507** | **2,003** | **4.0** | **44** | **16** |
| **Opponents** | **414** | **1,686** | **4.1** | **46t** | **12** |

| Receiving | No. | Yards | Avg. | Long | TD |
|---|---|---|---|---|---|
| Henry Ellard | 86 | 1,414 | 16.4 | 68 | 10 |
| Pete Holohan | 59 | 640 | 10.8 | 29 | 3 |
| Damone Johnson | 42 | 350 | 8.3 | 23 | 6 |
| Robert Delpino | 30 | 312 | 10.4 | 38 | 2 |
| Aaron Cox | 28 | 590 | 21.1 | 69t | 5 |
| Greg Bell | 24 | 124 | 5.2 | 20 | 2 |
| Buford McGee | 16 | 117 | 7.3 | 16 | 3 |
| Flipper Anderson | 11 | 319 | 29.0 | 56 | 0 |
| Gaston Green | 6 | 57 | 9.5 | 19 | 0 |
| Charles White | 6 | 36 | 6.0 | 18 | 0 |
| Mike Young | 2 | 27 | 13.5 | 18 | 0 |
| Ron Brown | 2 | 16 | 8.0 | 10 | 0 |
| **Rams** | **312** | **4,002** | **12.8** | **69t** | **31** |
| **Opponents** | **307** | **3,694** | **12.0** | **59** | **17** |

| Interceptions | No. | Yards | Avg. | Long | TD |
|---|---|---|---|---|---|
| Johnnie Johnson | 4 | 18 | 4.5 | 11 | 0 |
| Jerry Gray | 3 | 83 | 27.7 | 47t | 1 |
| LeRoy Irvin | 3 | 25 | 8.3 | 22 | 0 |
| Michael Stewart | 2 | 61 | 30.5 | 43 | 0 |
| Anthony Newman | 2 | 27 | 13.5 | 27 | 0 |
| Larry Kelm | 2 | 15 | 7.5 | 9 | 0 |
| Greg Meisner | 1 | 20 | 20.0 | 20 | 0 |
| Mel Owens | 1 | 11 | 11.0 | 11 | 0 |
| Kevin Greene | 1 | 10 | 10.0 | 10 | 0 |
| James Washington | 1 | 7 | 7.0 | 7 | 0 |
| Mickey Sutton | 1 | 1 | 1.0 | 1 | 0 |
| Mark Jerue | 1 | 0 | 0.0 | 0 | 0 |
| Vince Newsome | 0 | 3 | --- | 3 | 0 |
| **Rams** | **22** | **281** | **12.8** | **47t** | **1** |
| **Opponents** | **18** | **138** | **7.7** | **34** | **1** |

| Punting | No. | Yards | Avg. | TB | In20 | Long | Blk. |
|---|---|---|---|---|---|---|---|
| Dale Hatcher | 36 | 1,424 | 39.6 | 1 | 13 | 54 | 0 |
| Rich Camarillo | 40 | 1,579 | 39.5 | 2 | 11 | 57 | 0 |
| **Rams** | **76** | **3,003** | **39.5** | **3** | **24** | **57** | **0** |
| **Opponents** | **93** | **3,714** | **39.9** | **12** | **21** | **61** | **1** |

| Punt Returns | No. | FC | Yards | Avg. | Long | TD |
|---|---|---|---|---|---|---|
| Cliff Hicks | 25 | 0 | 144 | 5.8 | 13 | 0 |
| Henry Ellard | 17 | 3 | 119 | 7.0 | 34 | 0 |
| Mickey Sutton | 3 | 6 | 52 | 17.3 | 46 | 0 |
| Johnnie Johnson | 2 | 1 | 4 | 2.0 | 4 | 0 |
| Jerry Gray | 1 | 0 | 1 | 1.0 | 1 | 0 |
| LeRoy Irvin | 1 | 1 | 2 | 2.0 | 2 | 0 |
| **Rams** | **49** | **11** | **322** | **6.6** | **46** | **0** |
| **Opponents** | **43** | **21** | **347** | **8.1** | **30** | **0** |

| Kickoff Returns | No. | Yards | Avg. | Long | TD |
|---|---|---|---|---|---|
| Ron Brown | 19 | 401 | 21.1 | 73 | 0 |
| Gaston Green | 17 | 345 | 20.3 | 44 | 0 |
| Robert Delpino | 14 | 333 | 23.8 | 38 | 0 |
| Mike McDonald | 3 | 34 | 11.3 | 22 | 0 |
| Mickey Sutton | 2 | 41 | 20.5 | 25 | 0 |
| Charles White | 2 | 37 | 18.5 | 23 | 0 |
| Buford McGee | 1 | 0 | 0.0 | 0 | 0 |
| Michael Stewart | 1 | 0 | 0.0 | 0 | 0 |
| **Rams** | **59** | **1,191** | **20.2** | **73** | **0** |
| **Opponents** | **81** | **1,563** | **19.3** | **93t** | **1** |

| Field Goals | 1-19 | 20-29 | 30-39 | 40-49 | 50+ |
|---|---|---|---|---|---|
| Mike Lansford | 1-1 | 9-12 | 8-10 | 6-8 | 0-1 |
| **Rams** | 1-1 | 9-12 | 8-10 | 6-8 | 0-1 |
| **Opponents** | **0-0** | **3-3** | **7-10** | **4-7** | **2-3** |

**Mike Lansford** (52M, 33, 29) (46) (37, 46) (31M, 41) (25M) (40, 25) ( ) (39, 43M) (37, 27M, 18, 47, 30) (22, 44M) (23) (20) (23, 28M, 34M) (25, 27, 22) (35, 36, 32) (49)

**Opponents** ( ) (30) (30M, 49M, 29) (34) (43, 51) ( ) (40, 47M) (33M, 33) (33) (23, 50, 40) (52M) (38) (46M) (39) (34M) (23, 46, 36)

| Passing | Att. | Comp. | Yards | Pct. | Yards/Att. | TD | TD% | Int. | Int% | Long | Sack/Lost | Rating |
|---|---|---|---|---|---|---|---|---|---|---|---|---|
| Jim Everett | 517 | 308 | 3,964 | 59.6 | 7.67 | 31 | 6.0 | 18 | 3.5 | 69t | 28/197 | 89.2 |
| Mark Hermann | 5 | 4 | 38 | 80.0 | 7.60 | 0 | 0.0 | 0 | 0.0 | 15 | 0/0 | 98.3 |
| **Rams** | **522** | **312** | **4,002** | **59.8** | **7.67** | **31** | **5.9** | **18** | **3.4** | **69t** | **28/197** | **89.3** |
| **Opponents** | **571** | **307** | **3,694** | **53.8** | **6.47** | **17** | **3.0** | **22** | **3.9** | **59** | **56/394** | **67.7** |

# 1987 (6-9) 3rd, NFC West - John Robinson

| Date | W/L | Score | Opponent | Attend. |
|---|---|---|---|---|
| 9/13 | L | 16-20 | at Houston | (33,186) |
| 9/20 | L | 16-21 | Minnesota | (63,567) |
| 10/4 | L | 10-37 | at New Orleans | (29,745) |
| 10/11 | W | 31-21 | Pittsburgh | (20,218) |
| 10/18 | L | 20-24 | at Atlanta | (15,813) |
| 10/26 | L | 17-30 | at Cleveland | (76,933) |
| 11/1 | L | 10-31 | San Francisco | (55,328) |
| 11/8 | L | 14-31 | New Orleans | (43,379) |
| 11/15 | W | 27-24 | at St. Louis | (27,730) |
| 11/23 | W | 30-26 | at Washington | (53,614) |
| 11/29 | W | 35-3 | Tampa Bay | (45,188) |
| 12/6 | W | 37-16 | at Detroit | (33,412) |
| 12/13 | W | 33-0 | Atlanta | (43,310) |
| 12/21 | L | 21-29 | Dallas | (60,700) |
| 12/27 | L | 0-48 | at San Francisco | (57,950) |
| Total Attendance | | | | (660,073) |

| | Rams | OPP |
|---|---|---|
| **First Downs** | **276** | **279** |
| Rushing | 118 | 95 |
| Passing | 136 | 162 |
| Penalty | 22 | 22 |
| 3rd Down Eff. | 75-204-36.7% | 77-203-37.9% |
| 4th Down Eff. | 4-17-23.5% | 3-8-37.5% |
| Time of Poss. Avg. | 29:59 | 30:01 |
| **Total Net Yards** | **4,651** | **5,121** |
| Avg./Game | 310.1 | 341.4 |
| Total Plays | 957 | 961 |
| Avg./Play | 4.9 | 5.3 |
| **Net Yards Rushing** | **2,097** | **1,732** |
| Avg./Game | 139.8 | 115.5 |
| Total Rushes | 512 | 419 |
| **Net Yards Passing** | **2,554** | **3,389** |
| Avg./Game | 170.3 | 225.9 |
| Sacked-Yds. Lost | 25-196 | 38-304 |
| Gross Yards | 2,750 | 3,693 |
| Att-Comp-Int | 420-220-18 | 504-281-16 |
| Comp. % | 52.4 | 55.8 |
| **Punts/Avg.** | **77-40.8** | **83-37.3** |
| **Net Avg.** | **35.6** | **33.2** |
| **Penalties/Yards** | **91-677** | **100-888** |
| **Fumbles/ Ball Lost** | **26-15** | **28-11** |
| **Touchdowns** | **38** | **43** |
| Rushing | 15 | 8 |
| Passing | 16 | 31 |
| Returns | 7 | 4 |

| Score by Periods | 1 | 2 | 3 | 4 | T |
|---|---|---|---|---|---|
| **Rams** | 77 | 92 | 88 | 60 | 317 |
| Opponents | 79 | 132 | 57 | 93 | 361 |

| Scoring | TD | Ru | Pa | Rt | PAT | FG | S | Pts. |
|---|---|---|---|---|---|---|---|---|
| Mike Lansford | 0 | 0 | 0 | 0 | 36-38 | 17-21 | 0 | 87 |
| Charles White | 11 | 11 | 0 | 0 | 0-0 | 0-0 | 0 | 66 |
| Ron Brown | 3 | 0 | 2 | 1 | 0-0 | 0-0 | 0 | 18 |
| Henry Ellard | 3 | 0 | 3 | 0 | 0-0 | 0-0 | 0 | 18 |
| Damone Johnson | 2 | 0 | 2 | 0 | 0-0 | 0-0 | 0 | 12 |
| Jon Francis | 2 | 0 | 2 | 0 | 0-0 | 0-0 | 0 | 12 |
| LeRoy Irvin | 1 | 0 | 0 | 1 | 0-0 | 0-0 | 0 | 6 |
| Jerry Gray | 1 | 0 | 0 | 1 | 0-0 | 0-0 | 0 | 6 |
| Mike Guman | 1 | 1 | 0 | 0 | 0-0 | 0-0 | 0 | 6 |
| Kevin Greene | 1 | 0 | 1 | 0 | 0-0 | 0-0 | 0 | 6 |
| Greg Bell | 1 | 0 | 1 | 0 | 0-0 | 0-0 | 0 | 6 |
| Mike Wilcher | 1 | 0 | 0 | 1 | 0-0 | 0-0 | 0 | 6 |
| Mike Young | 1 | 0 | 1 | 0 | 0-0 | 0-0 | 0 | 6 |
| Kim Everett | 1 | 1 | 0 | 0 | 0-0 | 0-0 | 0 | 6 |
| Buford McGee | 1 | 1 | 0 | 0 | 0-0 | 0-0 | 0 | 6 |
| Kevin House | 1 | 0 | 1 | 0 | 0-0 | 0-0 | 0 | 6 |
| Johnnie Johnson | 1 | 0 | 0 | 1 | 0-0 | 0-0 | 0 | 6 |
| Michael Stewart | 0 | 0 | 0 | 0 | 0-0 | 0-0 | 2 | 2 |
| Others | 6 | 1 | 4 | 1 | 0-0 | 0-0 | 0 | 36 |
| **Rams** | **38** | **15** | **16** | **7** | **36-38** | **17-21** | **1** | **317** |
| **Opponents** | **43** | **7** | **26** | **3** | **40-43** | **21-24** | **0** | **361** |

**Sacks:** Gary Jeter 7.0, Kevin Greene 6.5, Shawn Miller 6.0, Mike Wilcher 5.0, Greg Meisner 3.0, Doug Reed 2.0, Alvin Wright 2.0, Nolan Cromwell 1.0, Kyle Borland 1.0, Jim Collins 1.0, Dennis Edwards 1.0, Mel Owens 1.0, Fred Stokes 0.5
**RAMS: 38.0; Opponents 25.0**

### Usual Starters

| | | | |
|---|---|---|---|
| WR | Henry Ellard (12) | DE | Doug Reed (12) |
| LT | Irv Pankey (12) | NT | Greg Meisner (15) |
| LG | Tom Newberry (12) | DE | Reggoe Doss (9) |
| C | Doug Smith (12) | OLB | Mike Wilcher (12) |
| RG | Dennis Harrah (8) | ILB | Jim Collins (15) |
| RT | Jackie Slater (12) | ILB | Carl Ekern (11) |
| TE | David Hill (12) | OLB | Mel Owens (12) |
| WR | Rom Brown (9) | CB | Jerry Gray (12) |
| QB | Jim Everett (11) | CB | LeRoy Irvin (9) |
| FB | Mike Guman (7) | SS | Vince Newsome (8) |
| RB | Charles White (12) | FS | Nolan Cromwell (8) |

| Passing | Att. | Comp. | Yards | Pct. | Yards/Att. | TD | TD% | Int. | Int% | Long | Sack/Lost | Rating |
|---|---|---|---|---|---|---|---|---|---|---|---|---|
| Jim Everett | 302 | 162 | 2,064 | 53.6 | 6.83 | 10 | 3.3 | 13 | 4.3 | 81t | 17/139 | 68.4 |
| Steve Dils | 114 | 56 | 646 | 49.1 | 5.67 | 5 | 4.4 | 4 | 3.5 | 51 | 7/51 | 66.6 |
| Hugh Millen | 1 | 1 | 0 | 100.0 | 0.00 | 0 | 0.0 | 0 | 0.0 | 0 | 1/6 | 79.2 |
| Bernard Quarles | 3 | 1 | 40 | 33.3 | 13.33 | 1 | 33.3 | 1 | 33.3 | 40t | 0/0 | 81.9 |
| **Rams** | **420** | **220** | **2,750** | **52.4** | **6.55** | **16** | **3.8** | **18** | **4.3** | **81t** | **25/196** | **67.9** |
| **Opponents** | **504** | **281** | **3,693** | **55.8** | **7.33** | **31** | **6.2** | **16** | **3.2** | **82t** | **38/304** | **86.4** |

| Rushing | No. | Yards | Avg. | Long | TD |
|---|---|---|---|---|---|
| Charles White | 324 | 1,374 | 4.2 | 58 | 11 |
| Eric Dickerson | 60 | 277 | 4.6 | 57 | 1 |
| Jon Francis | 35 | 138 | 3.9 | 23 | 0 |
| Mike Guman | 36 | 98 | 2.7 | 7 | 1 |
| Jim Everett | 18 | 83 | 4.6 | 16 | 1 |
| Tim Tyrrell | 11 | 44 | 4.0 | 13 | 0 |
| Greg Bell | 8 | 26 | 3.3 | 13 | 0 |
| Ron Brown | 2 | 22 | 11.0 | 11 | 0 |
| Donald Evans | 3 | 10 | 3.3 | 5 | 0 |
| Buford McGee | 3 | 6 | 2.0 | 2t | 1 |
| Alonzo Williams | 2 | 9 | 4.5 | 7 | 0 |
| Bernard Quarles | 1 | 8 | 8.0 | 8 | 0 |
| Henry Ellard | 1 | 4 | 4.0 | 4 | 0 |
| Cullen Bryant | 1 | 2 | 2.0 | 2 | 0 |
| Steve Dils | 7 | -4 | -0.6 | 5 | 0 |
| **Rams** | **512** | **2,097** | **4.1** | **58** | **15** |
| **Opponents** | **419** | **1,732** | **4.1** | **46** | **8** |

| Receiving | No. | Yards | Avg. | Long | TD |
|---|---|---|---|---|---|
| Henry Ellard | 51 | 799 | 15.7 | 81t | 3 |
| Ron Brown | 26 | 521 | 20.0 | 52 | 2 |
| Charles White | 23 | 121 | 5.3 | 20 | 0 |
| Mike Guman | 22 | 263 | 12.0 | 33 | 0 |
| Damone Johnson | 21 | 198 | 9.4 | 20 | 2 |
| David Hill | 11 | 105 | 9.5 | 24 | 0 |
| Stavey Mobley | 8 | 107 | 13.4 | 40t | 1 |
| Jon Francis | 8 | 38 | 4.8 | 7 | 2 |
| Buford McGee | 7 | 40 | 5.7 | 12 | 0 |
| Malcolm Moore | 6 | 107 | 17.8 | 26 | 1 |
| Kevin House | 6 | 63 | 10.5 | 15t | 1 |
| Tim Tyrrell | 6 | 59 | 9.8 | 16 | 0 |
| Greg Bell | 5 | 59 | 11.8 | 32t | 1 |
| Eric Dickerson | 5 | 38 | 7.6 | 13 | 0 |
| Mike Young | 4 | 56 | 14.0 | 26 | 1 |
| James McDonald | 4 | 31 | 7.8 | 13 | 2 |
| Phil Smith | 3 | 95 | 31.7 | 51 | 0 |
| Greg Baty | 3 | 37 | 12.3 | 20 | 0 |
| Bernard Henry | 1 | 13 | 13.0 | 13 | 0 |
| **Rams** | **220** | **2,750** | **12.5** | **81t** | **16** |
| **Opponents** | **281** | **3,693** | **13.1** | **82t** | **31** |

| Interceptions | No. | Yards | Avg. | Long | TD |
|---|---|---|---|---|---|
| LeRoy Irvin | 2 | 47 | 23.5 | 47t | 1 |
| Jerry Gray | 2 | 35 | 17.5 | 35 | 0 |
| Nolan Cromwell | 2 | 28 | 14.0 | 28 | 0 |
| Holbert Johnson | 1 | 49 | 49.0 | 49 | 0 |
| Kirby Jackson | 1 | 36 | 36.0 | 36 | 0 |
| Greg Williamson | 1 | 28 | 28.0 | 28 | 0 |
| Mel Owens | 1 | 26 | 26.0 | 26 | 0 |
| Kevin Greene | 1 | 25 | 25.0 | 25t | 1 |
| Mike Wilcher | 1 | 11 | 11.0 | 11 | 0 |
| Cliff Hicks | 1 | 9 | 9.0 | 9 | 0 |
| Carl Ekern | 1 | 7 | 7.0 | 7 | 0 |
| Mickey Sutton | 1 | 4 | 4.0 | 4 | 0 |
| Johnnie Johnson | 1 | 0 | 0.0 | 0 | 0 |
| **Rams** | **16** | **305** | **19.1** | **49** | **2** |
| **Opponents** | **18** | **226** | **12.6** | **68** | **1** |

| Punting | No. | Yards | Avg. | TB | In20 | Long | Blk. |
|---|---|---|---|---|---|---|---|
| Dale Hatcher | 76 | 3,140 | 41.3 | 4 | 19 | 62 | 2 |
| **Rams** | **76** | **3,140** | **40.8** | **4** | **19** | **62** | **2** |
| **Opponents** | **83** | **3,097** | **37.3** | **5** | **21** | **56** | **4** |

| Punt Returns | No. | FC | Yards | Avg. | Long | TD |
|---|---|---|---|---|---|---|
| Henry Ellard | 15 | 6 | 107 | 7.1 | 29 | 0 |
| Cliff Hicks | 13 | 1 | 110 | 8.5 | 26 | 0 |
| Craig Rutledge | 3 | 0 | 10 | 3.3 | 7 | 0 |
| Phil Smith | 2 | 0 | 5 | 2.5 | 5 | 0 |
| Stavey Mobley | 1 | 0 | 12 | 12.0 | 12 | 0 |
| Johnnie Johnson | 1 | 0 | 5 | 5.0 | 5 | 0 |
| LeRoy Irvin | 1 | 0 | 0 | 0.0 | 0 | 0 |
| Mickey Sutton | 0 | 2 | 0 | 0.0 | 0 | 0 |
| Sam Johnson | 4 | 1 | -4 | -1.0 | 5 | 0 |
| **Rams** | **40** | **10** | **245** | **6.1** | **29** | **0** |
| **Opponents** | **43** | **10** | **317** | **7.4** | **48** | **0** |

| Kickoff Returns | No. | Yards | Avg. | Long | TD |
|---|---|---|---|---|---|
| Ron Brown | 27 | 581 | 21.5 | 95t | 1 |
| Casey Tiumalu | 8 | 158 | 19.8 | 25 | 0 |
| Tim Tyrrell | 6 | 116 | 19.3 | 30 | 0 |
| Johnnie Johnson | 4 | 119 | 29.8 | 53 | 0 |
| Charles White | 3 | 73 | 24.3 | 26 | 0 |
| Mickey Sutton | 2 | 37 | 18.5 | 19 | 0 |
| Mike McDonald | 3 | 31 | 10.3 | 15 | 0 |
| Mike Guman | 2 | 18 | 9.0 | 12 | 0 |
| Richard Brown | 1 | 15 | 15.0 | 15 | 0 |
| Tom Cox | 1 | 12 | 12.0 | 12 | 0 |
| Henry Ellard | 1 | 8 | 8.0 | 8 | 0 |
| **Rams** | **63** | **1,282** | **20.3** | **95t** | **1** |
| **Opponents** | **57** | **1,112** | **19.5** | **71** | **0** |

| Field Goals | 1-19 | 20-29 | 30-39 | 40-49 | 50+ |
|---|---|---|---|---|---|
| Mike Lansford | 1-1 | 6-6 | 3-4 | 7-9 | 0-1 |
| **Rams** | 1-1 | 6-6 | 3-4 | 7-9 | 0-1 |
| **Opponents** | **1-1** | **6-6** | **6-7** | **7-9** | **1-1** |

**Lansford** (28,44,47) (27) (37) (50M, 39) (40, 40) (27) (22) ( ) (28, 20) (37) (33B) (48,47,48) (18, 41M) (47) ( )

**Opponents** (44,19) ( ) (27) (32M) (35) (23, 48, 41, 47M) (22) (32) (44) (22, 29) (33) (53, 36, 39, 44M) ( ) (24, 42, 44, 47, 37) ( )

# 1986 (10-6) 2nd, NFC West - John Robinson

| Date | W/L | Score | Opponent | Attend. |
|---|---|---|---|---|
| 9/7 | W | 16-10 | at St. Louis | (40,347) |
| 9/14 | W | 16-13 | San Francisco | (65,195) |
| 9/21 | W | 24-7 | at Indianapolis | (59,012) |
| 9/28 | L | 20-34 | at Philadelphia | (65,646) |
| 10/5 | W | 26-20 | Tampa Bay (OT) | (50,585) |
| 10/12 | L | 14-26 | at Atlanta | (51,662) |
| 10/19 | W | 14-10 | Detroit | (50,992) |
| 10/26 | W | 14-7 | Atlanta | (56,993) |
| 11/3 | W | 20-17 | at Chicago | (64,877) |
| 11/9 | L | 0-6 | at New Orleans | (62,352) |
| 11/16 | L | 28-30 | New England | (64,339) |
| 11/23 | W | 26-13 | New Orleans | (58,600) |
| 11/30 | W | 17-3 | at New York Jets | (76,891) |
| 12/7 | W | 29-10 | Dalals | (64,949) |
| 12/14 | L | 31-37 | Miami (OT) | (62,629) |
| 12/19 | L | 14-24 | at San Francisco | (60,366) |
| **12/28** | **L** | **7-19** | **at Washington*** | **(54,180)** |
| Total Attendance | | | | (1,009,615) |

* **Denotes NFC Wild Card**

| | Rams | OPP |
|---|---|---|
| **First Downs** | **269** | **272** |
| Rushing | 139 | 93 |
| Passing | 105 | 169 |
| Penalty | 25 | 10 |
| 3rd Down Efficiency | 74-222-33.3% | 70-226-30.9% |
| 4th Down Efficiency | 3-8-37.5% | 8-17-47.1% |
| **Total Net Yards** | **4,653** | **4,871** |
| Avg./Game | 290.8 | 304.4 |
| Total Plays | 1008 | 1,038 |
| Avg./Play | 4.6 | 4.7 |
| **Net Yards Rushing** | **2,457** | **1,681** |
| Avg./Game | 153.6 | 105.1 |
| Total Rushes | 578 | 460 |
| **Net Yards Passing** | **2,196** | **3,190** |
| Avg./Game | 137.3 | 199.4 |
| Sacked-Yds. Lost | 27-184 | 39-292 |
| Gross Yards | 2,380 | 3,482 |
| Att-Comp-Int | 403-194-15 | 539-313-28 |
| Comp. % | 48.1 | 58.1 |
| **Punts/Avg.** | **98-38.2** | **96-41.4** |
| **Net Avg.** | **32.9** | **36.2** |
| **Penalties/Yards** | **84-603** | **92-804** |
| **Fumbles/ Ball Lost** | **39-22** | **25-15** |
| **Touchdowns** | **37** | **28** |
| Rushing | 16 | 9 |
| Passing | 15 | 17 |
| Returns | 6 | 2 |

| Score by Periods | 1 | 2 | 3 | 4 | OT | T |
|---|---|---|---|---|---|---|
| **Rams** | 59 | 98 | 72 | 74 | 6 | 309 |
| Opponents | 46 | 87 | 72 | 56 | 6 | 267 |

| Scoring | TD | Ru | Pa | Rt | PAT | FG | S | Pts. |
|---|---|---|---|---|---|---|---|---|
| Mike Lansford | 0 | 0 | 0 | 0 | 34-35 | 17-24 | 0 | 85 |
| Eric Dickerson | 11 | 11 | 0 | 0 | 0-0 | 0-0 | 0 | 66 |
| Barry Redden | 5 | 4 | 1 | 0 | 0-0 | 0-0 | 0 | 30 |
| Henry Ellard | 4 | 0 | 4 | 0 | 0-0 | 0-0 | 0 | 24 |
| Ron Brown | 3 | 0 | 3 | 0 | 0-0 | 0-0 | 0 | 18 |
| Mike Young | 3 | 0 | 3 | 0 | 0-0 | 0-0 | 0 | 18 |
| LeRoy Irvin | 3 | 0 | 0 | 3 | 0-0 | 0-0 | 0 | 18 |
| Kevin House | 2 | 0 | 2 | 0 | 0-0 | 0-0 | 0 | 12 |
| Nolan Cromwell | 1 | 0 | 0 | 1 | 0-0 | 0-0 | 0 | 6 |
| Bobby Duckworth | 1 | 0 | 1 | 0 | 0-0 | 0-0 | 0 | 6 |
| Jim Everett | 1 | 1 | 0 | 0 | 0-0 | 0-0 | 0 | 6 |
| David Hill | 1 | 0 | 1 | 0 | 0-0 | 0-0 | 0 | 6 |
| Mark Jerue | 1 | 0 | 0 | 1 | 0-0 | 0-0 | 0 | 6 |
| Tom Newberry | 1 | 0 | 0 | 1 | 0-0 | 0-0 | 0 | 6 |
| Gary Jeter | 0 | 0 | 0 | 0 | 0-0 | 0-0 | 1 | 2 |
| **Rams** | **37** | **16** | **15** | **6** | **34-36** | **17-24** | **1** | **309** |
| **Opponents** | **28** | **9** | **17** | **2** | **27-27** | **24-31** | **0** | **267** |

**Sacks:** Gary Jeter 8.0, Kevin Greene 7.0, Doug Reed 6.5, Mike Wilcher 5.5, Shawn Miller 5.0, Mel Owens 4.0, Greg Meisner 2.0, Carl Ekern 1.0
**Rams: 39.0; Opponents 27.0**

**Usual Starters**

| | | | |
|---|---|---|---|
| WR | Henry Ellard (8) | DE | Doug Reed (10) |
| LT | Irv Pankey (16) | NT | Shawn Miller (16) |
| LG | Vince Newberry (14) | DE | Reggie Doss (16) |
| C | Doug Smith (16) | OLB | Mike Wilcher (16) |
| RG | Dennis Harrah (16) | ILB | Mark Jerue (16) |
| RT | Jackie Slater (16) | ILB | Carl Ekern (13) |
| TE | Kent Hill (15) | OLB | Mel Owens (16) |
| WR | Ron Brown (12) | CB | Jerry Gray (16) |
| QB | Steve Bartkowski (6), Steve Dils (5), Jim Everett (5) | CB | LeRoy Irvin (15) |
| | | SS | Nolan Cromwell (16) |
| FB | Barry Redden (13) | FS | Vince Newsome (16) |
| RB | Eric Dickerson (16) | | |

| Rushing | No. | Yards | Avg. | Long | TD |
|---|---|---|---|---|---|
| Eric Dickerson | 404 | 1,821 | 4.5 | 42t | 11 |
| Barry Redden | 110 | 467 | 4.2 | 41t | 4 |
| Charles White | 22 | 126 | 5.7 | 19 | 0 |
| Jim Everett | 16 | 46 | 2.9 | 14 | 1 |
| Ron Brown | 4 | 5 | 1.3 | 11 | 0 |
| Steve Dils | 10 | 5 | 0.5 | 5 | 0 |
| Rob Carpenter | 2 | 3 | 1.5 | 3 | 0 |
| Steve Bartkowski | 6 | 3 | 0.5 | 7 | 0 |
| Mike Guman | 2 | 2 | 1.0 | 3 | 0 |
| Tony Hunter | 1 | -6 | -6.0 | -6 | 0 |
| Henry Ellard | 1 | -15 | -15.0 | -15 | 0 |
| **Rams** | **578** | **2,457** | **4.3** | **42t** | **16** |
| **Opponents** | **460** | **1,681** | **3.7** | **59t** | **9** |

| Receiving | No. | Yards | Avg. | Long | TD |
|---|---|---|---|---|---|
| Henry Ellard | 34 | 447 | 13.1 | 34 | 4 |
| Barry Redden | 28 | 217 | 7.8 | 24 | 1 |
| Eric Dickerson | 26 | 205 | 7.9 | 28 | 0 |
| Ron Brown | 25 | 396 | 15.8 | 65t | 3 |
| Tony Hunter | 15 | 206 | 13.7 | 42 | 0 |
| Mike Young | 15 | 181 | 12.1 | 21 | 3 |
| David Hill | 14 | 202 | 14.4 | 33 | 1 |
| Bobby Duckworth | 9 | 141 | 15.7 | 32 | 1 |
| Mike Guman | 9 | 68 | 7.6 | 13 | 0 |
| Kevin House | 7 | 178 | 25.4 | 60t | 2 |
| Chuck Scott | 5 | 76 | 15.2 | 21 | 0 |
| Darren Long | 5 | 47 | 9.4 | 13 | 0 |
| Tim Tyrrell | 1 | 9 | 9.0 | 9 | 0 |
| Charles White | 1 | 7 | 7.0 | 7 | 0 |
| **Rams** | **194** | **2,380** | **12.3** | **65t** | **15** |
| **Opponents** | **313** | **3,482** | **11.1** | **69t** | **17** |

| Interceptions | No. | Yards | Avg. | Long | TD |
|---|---|---|---|---|---|
| Jerry Gray | 8 | 101 | 12.6 | 28 | 0 |
| LeRoy Irvin | 6 | 150 | 25.0 | 50t | 1 |
| Nolan Cromwell | 5 | 101 | 20.2 | 80t | 1 |
| Vince Newsome | 3 | 45 | 15.0 | 34 | 0 |
| Mickey Sutton | 2 | 25 | 12.5 | 20 | 0 |
| Mark Jerue | 2 | 23 | 11.5 | 22t | 1 |
| Johnnie Johnson | 1 | 13 | 13.0 | 13 | 0 |
| Mike Wilcher | 1 | 0 | 0.0 | 0 | 0 |
| **Rams** | **28** | **458** | **16.4** | **80t** | **3** |
| **Opponents** | **15** | **128** | **8.5** | **34** | **0** |

| Punting | No. | Yards | Avg. | TB | In20 | Long | Blk. |
|---|---|---|---|---|---|---|---|
| Dale Hatcher | 98 | 3,740 | 38.6 | 5 | 26 | 57 | 1 |
| **Rams** | **98** | **3,740** | **38.6** | **5** | **26** | **57** | **1** |
| **Opponents** | **96** | **3,975** | **41.4** | **7** | **26** | **59** | **0** |

| Punt Returns | No. | FC | Yards | Avg. | Long | TD |
|---|---|---|---|---|---|---|
| Henry Ellard | 14 | 10 | 127 | 9.1 | 20 | 0 |
| Mickey Sutton | 28 | 5 | 234 | 8.4 | 32 | 0 |
| Johnnie Johnson | 0 | 7 | 0 | 0.0 | 0 | 0 |
| **Rams** | **42** | **22** | **361** | **8.6** | **32** | **0** |
| **Opponents** | **47** | **30** | **416** | **8.9** | **32** | **0** |

| Kickoff Returns | No. | Yards | Avg. | Long | TD |
|---|---|---|---|---|---|
| Ron Brown | 36 | 794 | 22.1 | 55 | 0 |
| Charles White | 12 | 216 | 18.0 | 28 | 0 |
| Mickey Sutton | 5 | 91 | 18.2 | 22 | 0 |
| Mike Guman | 2 | 28 | 14.0 | 16 | 0 |
| Rob Carpenter | 2 | 19 | 9.5 | 11 | 0 |
| Henry Ellard | 1 | 18 | 18.0 | 18 | 0 |
| Duval Love | 1 | -6 | -6.0 | -6 | 0 |
| **Rams** | **59** | **1,160** | **19.7** | **55** | **0** |
| **Opponents** | **64** | **1,282** | **20.0** | **84** | **0** |

| Field Goals | 1-19 | 20-29 | 30-39 | 40-49 | 50+ |
|---|---|---|---|---|---|
| Mike Lansford | 1-1 | 5-6 | 6-9 | 4-6 | 1-2 |
| **Rams** | 1-1 | 5-6 | 6-9 | 4-6 | 1-2 |
| **Opponents** | **3-3** | **8-8** | **5-6** | **8-13** | **0-1** |

**Mike Lansford** (26) (24, 38M, 32, 18) (46) ( ) (34, 40) (47M, 33B) ( ) ( ) (26, 50) (37M) (42M) (32, 47, 29, 44) (38, 29M, 50M) (37, 27) (32) ( )

**Opponents** (28, 48M) (44B, 46, 29, 49M) (60M) (22, 41) (26, 37) (23, 32, 49, 41) (49M, 47) (32M) (30) (20, 22) (42, 45, 19) (33,18) (25) (48) (18) (30, 42B)

| Passing | Att. | Comp. | Yards | Pct. | Yards/Att. | TD | TD% | Int. | Int% | Long | Sack/Lost | Rating |
|---|---|---|---|---|---|---|---|---|---|---|---|---|
| Jim Everett | 147 | 73 | 1,018 | 49.7 | 6.93 | 8 | 5.4 | 8 | 5.4 | 60t | 8/50 | 67.8 |
| Steve Dils | 129 | 59 | 693 | 45.7 | 5.37 | 4 | 3.1 | 4 | 3.1 | 65t | 7/44 | 60.0 |
| Steve Bartkowski | 126 | 61 | 654 | 48.4 | 5.19 | 2 | 1.6 | 2 | 1.6 | 42 | 11/84 | 59.4 |
| Eric Dickerson | 1 | 1 | 15 | 100.0 | 15.00 | 1 | 100.0 | 0 | 0.0 | 15t | 0/0 | 158.3 |
| Kevin House | 0 | 0 | 0 | 0.0 | 0.00 | 0 | 0.0 | 0 | 0.0 | 0 | 1/6 | 0.0 |
| **Rams** | **403** | **194** | **2,380** | **48.1** | **5.10** | **15** | **3.7** | **15** | **3.7** | **65t** | **27/184** | **63.7** |
| **Opponents** | **539** | **313** | **3,482** | **58.1** | **5.52** | **17** | **3.2** | **28** | **5.2** | **69t** | **39/292** | **66.3** |

# 1985 (11-5) 1st, NFC West - John Robinson

| Date | W/L | Score | Opponent | Attend. |
|---|---|---|---|---|
| 9/8 | W | 20-16 | Denver | (52,522) |
| 9/15 | W | 17-6 | at Philadelphia | (60,920) |
| 9/23 | W | 35-24 | at Seattle | (63,292) |
| 9/29 | W | 17-6 | Atlanta | (49,870) |
| 10/6 | W | 13-10 | Minnesota | (59,269) |
| 10/13 | W | 31-27 | at Tampa Bay | (39,607) |
| 10/20 | W | 16-0 | at Kansas City | (64,474) |
| 10/27 | L | 14-28 | San Francisco | (65,939) |
| 11/3 | W | 28-10 | New Orleans | (49,030) |
| 11/10 | L | 19-24 | at New York Giants | (74,663) |
| 11/17 | L | 14-30 | at Atlanta | (29,960) |
| 11/24 | W | 34-17 | Green Bay | (52,710) |
| 12/1 | L | 3-29 | at New Orleans | (44,122) |
| 12/9 | W | 27-20 | at San Francisco | (60,581) |
| 12/15 | W | 46-14 | St. Louis | (52,052) |
| 12/23 | L | 6-16 | Los Angeles Raiders | (66,676) |
| **1/4/1986** | **W** | **20-0** | **Dallas*** | **(66,351)** |
| **1/12 /1986** | **L** | **0-24** | **at Chicago^** | **(63,522)** |
| Total Attendance | | | | (1,015,560) |

*** Denotes NFC Divisional**
**^ Denotes NFC Championship**

| | Rams | OPP |
|---|---|---|
| **First Downs** | **258** | **281** |
| Rushing | 115 | 104 |
| Passing | 131 | 155 |
| Penalty | 12 | 22 |
| 3rd Down Efficiency | 69-205-33.8% | 86-236-36.2% |
| 4th Down Efficiency | 7-13-53.8% | 12-19-63.2% |
| **Total Net Yards** | **4,520** | **4,648** |
| Avg./Game | 282.5 | 290.5 |
| Total Plays | 963 | 1048 |
| Avg./Play | 4.7 | 4.4 |
| **Net Yards Rushing** | **2,057** | **1,586** |
| Avg./Game | 128.6 | 99.1 |
| Total Rushes | 503 | 444 |
| **Net Yards Passing** | **2,463** | **3,062** |
| Avg./Game | 153.9 | 191.4 |
| Sacked-Yds. Lost | 57-409 | 56-421 |
| Gross Yards | 2,872 | 3,483 |
| Att-Comp-Int | 403-234-14 | 548-296-29 |
| Comp. % | 58.1 | 54.0 |
| **Punts/Avg.** | **88-42.7** | **89-42.0** |
| **Net Avg.** | **38.0** | **34.6** |
| **Penalties/Yards** | **97-730** | **72-529** |
| **Fumbles/ Ball Lost** | **35-21** | **30-17** |
| **Touchdowns** | **39** | **30** |
| Rushing | 15 | 9 |
| Passing | 16 | 19 |
| Returns | 8 | 2 |

| Score by Periods | 1 | 2 | 3 | 4 | T |
|---|---|---|---|---|---|
| **Rams** | 54 | 102 | 82 | 102 | 340 |
| Opponents | 47 | 99 | 53 | 78 | 277 |

| Scoring | TD | Ru | Pa | Rt | PAT | FG | S | Pts. |
|---|---|---|---|---|---|---|---|---|
| Mike Lansford | 0 | 0 | 0 | 0 | 38-39 | 22-29 | 0 | 104 |
| Eric Dickerson | 12 | 12 | 0 | 0 | 0-0 | 0-0 | 0 | 72 |
| Henry Ellard | 6 | 0 | 5 | 1 | 0-0 | 0-0 | 0 | 36 |
| Ron Brown | 6 | 0 | 3 | 3 | 0-0 | 0-0 | 0 | 36 |
| Tony Hunter | 4 | 0 | 4 | 0 | 0-0 | 0-0 | 0 | 24 |
| Charles White | 3 | 3 | 0 | 0 | 0-0 | 0-0 | 0 | 18 |
| Bobby Duckworth | 3 | 0 | 3 | 0 | 0-0 | 0-0 | 0 | 18 |
| David Hill | 1 | 0 | 1 | 0 | 0-0 | 0-0 | 0 | 6 |
| LeRoy Irvin | 1 | 0 | 0 | 1 | 0-0 | 0-0 | 0 | 6 |
| Carl Ekern | 1 | 0 | 0 | 1 | 0-0 | 0-0 | 0 | 6 |
| Johnnie Johnson | 1 | 0 | 0 | 1 | 0-0 | 0-0 | 0 | 6 |
| Gary Green | 1 | 0 | 0 | 1 | 0-0 | 0-0 | 0 | 6 |
| Reggie Doss | 0 | 0 | 0 | 0 | 0-0 | 0-0 | 1 | 2 |
| **Rams** | **39** | **15** | **16** | **8** | **38-39** | **22-29** | **1** | **340** |
| **Opponents** | **30** | **9** | **19** | **2** | **28-30** | **23-29** | **0** | **277** |

**Sacks:** Mike Wilcher 12.0, Gary Jeter 12.0, Mel Owens 9.0, Doug Reed 6.5, Shawn Miller 5.0, Reggie Doss 3.0, Dennis Harrison 3.0, Jim Collins 2.0, Vince Newsome 1.0, Gary Green 1.0, Nolan Cromwell 1.0, Charles DeJurnett 0.5
**Rams: 56.0; Opponents 27.0**

**Usual Starters**

| | | | |
|---|---|---|---|
| WR | Henry Ellard (16) | DE | Doug Reed (16) |
| LT | Irv Pankey (12) | NT | Charles DeJurnett (14) |
| LG | Kent Hill (16) | DE | Reggie Doss (16) |
| C | Doug Smith (16) | OLB | Mel Ownes (15) |
| RG | Dennis Harrah (16) | ILB | Jim Collins (16) |
| RT | Jackie Slater (16) | ILB | Carl Ekern (16) |
| TE | David Hill (16) | OLB | Jim Collins (15) |
| WR | Ron Brown (9) | CB | Gary Green (16) |
| QB | Dieter Brock (15) | CB | LeRoy Irvin (16) |
| TE | Tony Hunter (9) | SS | Nolan Cromwell (16) |
| RB | Eric Dickerson (14) | FS | Johnnie Johnson (15) |

| Rushing | No. | Yards | Avg. | Long | TD |
|---|---|---|---|---|---|
| Eric Dickerson | 292 | 1,234 | 4.2 | 43 | 12 |
| Barry Redden | 87 | 380 | 4.4 | 41 | 0 |
| Charles White | 70 | 310 | 4.4 | 32 | 3 |
| Lynn Cain | 11 | 46 | 4.2 | 9 | 0 |
| Dieter Brock | 20 | 38 | 1.9 | 13 | 0 |
| Mike Guman | 11 | 32 | 2.9 | 6 | 0 |
| Ron Brown | 2 | 13 | 6.5 | 9 | 0 |
| Henry Ellard | 3 | 8 | 2.7 | 16 | 0 |
| Jeff Kemp | 5 | 0 | 0.0 | 3 | 0 |
| Steve Dils | 2 | -4 | -2.0 | -2 | 0 |
| **Rams** | **503** | **2,057** | **4.1** | **43** | **15** |
| **Opponents** | **444** | **1,586** | **3.6** | **36** | **9** |

| Receiving | No. | Yards | Avg. | Long | TD |
|---|---|---|---|---|---|
| Henry Ellard | 54 | 811 | 15.0 | 64t | 5 |
| Tony Hunter | 50 | 562 | 11.2 | 47t | 4 |
| David Hill | 29 | 271 | 9.3 | 37 | 1 |
| Bobby Duckworth | 25 | 422 | 16.9 | 42 | 3 |
| Eric Dickerson | 20 | 126 | 6.3 | 33 | 0 |
| Barry Redden | 16 | 162 | 10.1 | 32 | 0 |
| Ron Brown | 14 | 215 | 15.4 | 43t | 3 |
| Mike Young | 14 | 157 | 11.2 | 23 | 0 |
| Lynn Cain | 5 | 24 | 4.8 | 13 | 0 |
| Mike Guman | 3 | 23 | 7.7 | 11 | 0 |
| James McDonald | 2 | 58 | 29.0 | 35 | 0 |
| Mike Barber | 1 | 29 | 29.0 | 29 | 0 |
| Chalres White | 1 | 12 | 12.0 | 12 | 0 |
| **Rams** | **234** | **2,872** | **12.3** | **64t** | **16** |
| **Opponents** | **296** | **3,483** | **11.8** | **73** | **19** |

| Interceptions | No. | Yards | Avg. | Long | TD |
|---|---|---|---|---|---|
| Gary Green | 6 | 84 | 14.0 | 41t | 1 |
| LeRoy Irvin | 6 | 83 | 13.8 | 34t | 1 |
| Johnnie Johnson | 5 | 96 | 19.2 | 46 | 1 |
| Vince Newsome | 3 | 20 | 6.7 | 20 | 0 |
| Carl Ekern | 2 | 55 | 27.5 | 33t | 1 |
| Tim Fox | 2 | 8 | 4.0 | 8 | 0 |
| Jim Collins | 2 | 8 | 4.0 | 4 | 0 |
| Nolan Cromwell | 2 | 5 | 2.5 | 5 | 0 |
| Mike Wilcher | 1 | 0 | 0.0 | 0 | 0 |
| **Rams** | **29** | **359** | **12.4** | **46** | **4** |
| **Opponents** | **14** | **138** | **9.9** | **30** | **1** |

| Punting | No. | Yards | Avg. | TB | In20 | Long | Blk. |
|---|---|---|---|---|---|---|---|
| Dale Hatcher | 87 | 3,761 | 43.2 | 6 | 32 | 67 | 1 |
| **Rams** | **87** | **3,761** | **43.2** | **6** | **32** | **67** | **1** |
| **Opponents** | **89** | **3,738** | **42.0** | **8** | **23** | **61** | **0** |

| Punt Returns | No. | FC | Yards | Avg. | Long | TD |
|---|---|---|---|---|---|---|
| Henry Ellard | 37 | 9 | 501 | 13.5 | 80t | 1 |
| Johnnie Johnson | 0 | 7 | 0 | 0.0 | 2 | 0 |
| Charles White | 1 | 0 | 0 | 0.0 | 0 | 0 |
| **Rams** | **38** | **16** | **501** | **13.2** | **80t** | **1** |
| **Opponents** | **43** | **22** | **297** | **6.9** | **23** | **0** |

| Kickoff Returns | No. | Yards | Avg. | Long | TD |
|---|---|---|---|---|---|
| Ron Brown | 28 | 918 | 32.8 | 98t | 3 |
| Charles White | 17 | 300 | 17.6 | 32 | 0 |
| Lynn Cain | 6 | 115 | 19.2 | 28 | 0 |
| Mike Guman | 2 | 30 | 15.0 | 17 | 0 |
| Tony Slaton | 1 | 18 | 18.0 | 18 | 0 |
| Shawn Miller | 1 | 10 | 10.0 | 10 | 0 |
| Nolan Cromwell | 1 | 3 | 3.0 | 3 | 0 |
| **Rams** | **56** | **1,394** | **24.9** | **98t** | **3** |
| **Opponents** | **66** | **1,253** | **19.0** | **62** | **0** |

| Field Goals | 1-19 | 20-29 | 30-39 | 40-49 | 50+ |
|---|---|---|---|---|---|
| Mike Lansford | 0-0 | 5-5 | 9-12 | 6-8 | 2-4 |
| **Rams** | 0-0 | 5-5 | 9-12 | 6-8 | 2-4 |
| **Opponents** | **0-0** | **7-8** | **6-7** | **7-9** | **3-5** |

**Mike Lansford** (37, 33) (33, 45M, 31M) ( ) (52) (43,33) (27) (33,37,30) (51M) ( ) (31, 40, 26, 25) ( ) (40M, 43, 31M, 32) (41) (25, 29) (32M, 46) (50M, 52, 40)

**Opponents** (24) (50, 45, 53M) (26) (44, 47) (28M, 24) (34, 49) (50M) (41M, 31M) (51) (40) (39, 38, 27) (38) (47, 42, 35, 27, 35) ( ) ( ) (49M, 27, 51, 29)

| Passing | Att. | Comp. | Yards | Pct. | Yards/Att. | TD | TD% | Int. | Int% | Long | Sack/Lost | Rating |
|---|---|---|---|---|---|---|---|---|---|---|---|---|
| Dieter Brock | 365 | 218 | 2,658 | 59.7 | 7.28 | 16 | 4.4 | 13 | 3.6 | 64t | 51/351 | 82.0 |
| Jeff Kemp | 38 | 16 | 214 | 42.1 | 5.63 | 0 | 0.0 | 1 | 2.6 | 35t | 6/58 | 49.7 |
| **Rams** | **403** | **234** | **2,872** | **58.1** | **5.35** | **16** | **4.0** | **14** | **3.5** | **64t** | **57/409** | **78.9** |
| **Opponents** | **548** | **296** | **3,483** | **54.0** | **5.07** | **19** | **3.5** | **29** | **5.3** | **73** | **56/421** | **63.1** |

# 1984 (10-6) 2nd, NFC West - John Robinson

| Date | W/L | Score | Opponent | Attend. |
|---|---|---|---|---|
| 9/3 | L | 13-20 | Dallas | (65,403) |
| 9/9 | W | 20-17 | Cleveland | (43,043) |
| 9/16 | L | 14-24 | at Pittsburgh | (58,104) |
| 9/23 | W | 24-14 | at Cincinnati | (45,406) |
| 9/30 | W | 33-12 | New York Giants | (53,417) |
| 10/7 | L | 28-30 | Atlanta | (47,832) |
| 10/14 | W | 28-10 | at New Orleans | (63,161) |
| 10/22 | W | 24-10 | at Atlanta | (52,861) |
| 10/28 | L | 0-33 | San Francisco | (65,481) |
| 11/4 | W | 16-13 | at St. Louis | (50,950) |
| 11/11 | W | 29-13 | Chicago | (62,021) |
| 11/18 | L | 6-31 | at Green Bay | (52,031) |
| 11/25 | W | 34-33 | at Tampa Bay | (42,242) |
| 12/2 | W | 34-21 | New Orleans | (49,348) |
| 12/9 | W | 27-16 | Houston | (49,092) |
| 12/16 | L | 16-19 | at San Francisco | (59,743) |
| **12/23** | **L** | **13-16** | **New York Giants** | **(67,037)** |
| Total Attendance | | | | (927,172) |

*** Denotes NFC Wild Card**

| | Rams | OPP |
|---|---|---|
| **First Downs** | **258** | **309** |
| Rushing | 140 | 108 |
| Passing | 100 | 179 |
| Penalty | 18 | 22 |
| 3rd Down Efficiency | 65-195-33.3% | 88-225-39.1% |
| 4th Down Efficiency | 1-8-12.5% | 12-22-54.5% |
| **Total Net Yards** | **5,006** | **5,266** |
| Avg./Game | 312.9 | 329.1 |
| Total Plays | 931 | 1058 |
| Avg./Play | 5.4 | 5.0 |
| **Net Yards Rushing** | **2,864** | **1,600** |
| Avg./Game | 179.0 | 100.0 |
| Total Rushes | 541 | 449 |
| **Net Yards Passing** | **2,142** | **3,666** |
| Avg./Game | 133.9 | 229.1 |
| Sacked-Yds. Lost | 32-240 | 43-298 |
| Gross Yards | 2,382 | 3,964 |
| Att-Comp-Int | 358-176-17 | 566-346-17 |
| Comp. % | 49.2 | 61.1 |
| **Punts/Avg.** | **74-38.7** | **71-41.5** |
| **Net Avg.** | **33.6** | **32.1** |
| **Penalties/Yards** | **93-830** | **115-871** |
| **Fumbles/ Ball Lost** | **31-18** | **42-22** |
| **Touchdowns** | **38** | **36** |
| Rushing | 16 | 15 |
| Passing | 16 | 18 |
| Returns | 6 | 3 |

| Score by Periods | 1 | 2 | 3 | 4 | T |
|---|---|---|---|---|---|
| **Rams** | 67 | 118 | 77 | 84 | 346 |
| Opponents | 55 | 110 | 57 | 94 | 316 |

| Scoring | TD | Ru | Pa | Rt | PAT | FG | S | Pts. |
|---|---|---|---|---|---|---|---|---|
| Mike Lansford | 0 | 0 | 0 | 0 | 37-38 | 25-33 | 0 | 112 |
| Eric Dickerson | 14 | 14 | 0 | 0 | 0-0 | 0-0 | 0 | 84 |
| Henry Ellard | 8 | 0 | 6 | 2 | 0-0 | 0-0 | 0 | 48 |
| Ron Brown | 4 | 0 | 4 | 0 | 0-0 | 0-0 | 0 | 24 |
| Drew Hill | 4 | 0 | 4 | 0 | 0-0 | 0-0 | 0 | 24 |
| Dwayne Crutchfield | 2 | 1 | 1 | 0 | 0-0 | 0-0 | 0 | 12 |
| LeRoy Irvin | 2 | 0 | 0 | 2 | 0-0 | 0-0 | 0 | 12 |
| Nolan Cromwell | 1 | 0 | 0 | 1 | 0-0 | 0-0 | 0 | 6 |
| Mike Guman | 1 | 0 | 0 | 1 | 0-0 | 0-0 | 0 | 6 |
| David Hill | 1 | 0 | 1 | 0 | 0-0 | 0-0 | 0 | 6 |
| Jeff Kemp | 1 | 1 | 0 | 0 | 0-0 | 0-0 | 0 | 6 |
| Ivory Sully | 0 | 0 | 0 | 0 | 0-0 | 0-0 | 1 | 2 |
| Norwood Vann | 0 | 0 | 0 | 0 | 0-0 | 0-0 | 1 | 2 |
| **Rams** | **38** | **16** | **16** | **6** | **37-38** | **25-33** | **2** | **346** |
| **Opponents** | **36** | **15** | **18** | **3** | **32-36** | **22-31** | **1** | **316** |

**Sacks:** Jack Youngblood 9.5, George Andrews 6.0, Reggie Doss 6.0, Mel Owens 3.5, Charles DeJurnett 3.0, Greg Meisner 2.5, Mike Wilcher 2.0, Gary Green 2.0, Carl Eckern 1.0, Doug Reed 1.0, Vince Newsome 1.0, Eric Harris 0.5, Jim Collins 0.5
**Rams: 38.0; Opponents 32.0**

**Usual Starters**

| | | | |
|---|---|---|---|
| WR | Henry Ellard (16) | DE | Jack Youngblood (15) |
| LT | Bill Bain (16) | NT | Greg Meisner (16) |
| LG | Kent Hill (16) | DE | Reggie Doss (16) |
| C | Doug Smith (16) | OLB | George Andrews (11) |
| RG | Dennis Harrah (15) | ILB | Jim Collins (16) |
| RT | Irv Pankey (9) | ILB | Carl Ekern (16) |
| TE | David Hill (16) | OLB | Mel Owens (16) |
| WR | Drew Hill (16) | CB | Gary Green (16) |
| QB | Jeff Kemp (13) | CB | LeRoy Irvin (16) |
| FB | Mike Guman (13) | SS | Eric Harris (7) |
| RB | Eric Dickerson (16) | FS | Johnnie Johnson (7) |
| | | FS | Cromwell (11) |

| Rushing | No. | Yards | Avg. | Long | TD |
|---|---|---|---|---|---|
| Eric Dickerson | 379 | 2,105 | 5.6 | 66 | 14 |
| Dwayne Crutchfield | 73 | 337 | 4.6 | 36 | 1 |
| Barry Redden | 45 | 247 | 5.5 | 35 | 0 |
| Jeff Kemp | 34 | 153 | 4.5 | 23 | 1 |
| Ron Brown | 2 | 25 | 12.5 | 16 | 0 |
| Mike Guman | 1 | 2 | 2.0 | 2 | 0 |
| Vince Ferragamo | 4 | 0 | 0.0 | 2 | 0 |
| Henry Ellard | 3 | -5 | -1.7 | 5 | 0 |
| **Rams** | **541** | **2,864** | **5.3** | **66** | **16** |
| **Opponents** | **449** | **1,600** | **3.6** | **31t** | **15** |

| Receiving | No. | Yards | Avg. | Long | TD |
|---|---|---|---|---|---|
| Henry Ellard | 34 | 622 | 18.3 | 63t | 6 |
| David Hill | 31 | 300 | 9.7 | 26 | 1 |
| Ron Brown | 23 | 478 | 20.8 | 54 | 4 |
| Eric Dickerson | 21 | 139 | 6.6 | 19 | 0 |
| Mike Guman | 19 | 161 | 8.5 | 29 | 0 |
| Drew Hill | 14 | 390 | 27.9 | 68 | 4 |
| Otis Grant | 9 | 64 | 7.1 | 15 | 0 |
| George Farmer | 7 | 75 | 10.7 | 23 | 0 |
| Mike Barber | 7 | 42 | 6.0 | 11 | 0 |
| James McDonald | 4 | 55 | 13.8 | 22 | 0 |
| Barry Redden | 4 | 39 | 9.8 | 14 | 0 |
| Dwayne Crutchfield | 2 | 11 | 5.5 | 7 | 1 |
| Chris Faulkner | 1 | 6 | 6.0 | 6 | 0 |
| **Rams** | **176** | **2,382** | **13.5** | **68** | **16** |
| **Opponents** | **346** | **3,964** | **11.5** | **64t** | **18** |

| Interceptions | No. | Yards | Avg. | Long | TD |
|---|---|---|---|---|---|
| LeRoy Irvin | 5 | 166 | 33.2 | 81 | 2 |
| Gary Green | 3 | 88 | 29.3 | 60 | 0 |
| Nolan Cromwell | 3 | 54 | 18.0 | 33t | 1 |
| Jim Collins | 2 | 43 | 21.5 | 40 | 0 |
| Johnnie Johnson | 2 | 21 | 10.5 | 21 | 0 |
| Vince Newsome | 1 | 31 | 31.0 | 31 | 0 |
| Mel Owens | 1 | -4 | -4.0 | -4 | 0 |
| **Rams** | **17** | **399** | **23.5** | **81t** | **3** |
| **Opponents** | **17** | **240** | **14.1** | **99t** | **2** |

| Punting | No. | Yards | Avg. | TB | In20 | Long | Blk. |
|---|---|---|---|---|---|---|---|
| John Misko | 74 | 2,866 | 38.7 | 9 | 21 | 58 | 0 |
| **Rams** | **74** | **2,866** | **38.7** | **9** | **21** | **58** | **0** |
| **Opponents** | **71** | **2,949** | **41.5** | **9** | **11** | **66** | **2** |

| Punt Returns | No. | FC | Yards | Avg. | Long | TD |
|---|---|---|---|---|---|---|
| Henry Ellard | 30 | 3 | 403 | 13.4 | 83t | 2 |
| LeRoy Irvin | 9 | 0 | 83 | 9.2 | 22 | 0 |
| Johnnie Johnson | 1 | 1 | 3 | 3.0 | 3 | 0 |
| **Rams** | **40** | **4** | **489** | **12.2** | **83t** | **2** |
| **Opponents** | **35** | **21** | **196** | **5.6** | **26** | **0** |

| Kickoff Returns | No. | Yards | Avg. | Long | TD |
|---|---|---|---|---|---|
| Barry Redden | 23 | 530 | 23.0 | 40 | 0 |
| Drew Hill | 26 | 543 | 20.9 | 40 | 0 |
| Henry Ellard | 2 | 24 | 12.0 | 12 | 0 |
| LeRoy Irvin | 2 | 33 | 16.5 | 22 | 0 |
| Mike Pleasant | 2 | 48 | 24.0 | 29 | 0 |
| Dwayne Crutchfield | 1 | 20 | 20.0 | 20 | 0 |
| Mike Guman | 1 | 43 | 43.0 | 43t | 1 |
| Ivory Sully | 1 | 3 | 3.0 | 3 | 0 |
| **Rams** | **58** | **1,244** | **21.4** | **43t** | **1** |
| **Opponents** | **74** | **1,288** | **17.4** | **43** | **0** |

| Field Goals | 1-19 | 20-29 | 30-39 | 40-49 | 50+ |
|---|---|---|---|---|---|
| Mike Lansford | 2-2 | 9-9 | 10-13 | 3-7 | 1-2 |
| **Rams** | 2-2 | 9-9 | 10-13 | 3-7 | 1-2 |
| **Opponents** | **1-1** | **6-6** | **4-6** | **7-13** | **4-5** |

**Mike Lansford** (31,36) (37,27) (35M) (46M, 45M, 29) (33,35,38M) ( ) ( ) (48M, 18) ( ) (33, 51M, 27, 32) (21,45,29) (21, 50) (35, 27) (25, 30) (35, 19, 41M) (41, 30M, 28, 42)

**Opponents** (31, 52) (25, 46M) (37M, 41) ( ) (44M) (52, 50, 37) (47) (42M, 39, 49M) (46, 46) (49, 43, 48M) (20, 52) (21, 54M, 36M) (26, 24) ( ) (21, 42, 18) (38, 48M)

| Passing | Att. | Comp. | Yards | Pct. | Yards/Att. | TD | TD% | Int. | Int% | Long | Sack/Lost | Rating |
|---|---|---|---|---|---|---|---|---|---|---|---|---|
| Jeff Kemp | 284 | 143 | 2,021 | 50.4 | 7.12 | 13 | 4.6 | 7 | 2.5 | 63t | 24/190 | 78.7 |
| Vince Ferragamo | 66 | 29 | 317 | 43.9 | 4.80 | 2 | 3.0 | 8 | 12.1 | 68 | 7/42 | 29.2 |
| Steve Dils | 7 | 4 | 44 | 57.1 | 6.29 | 1 | 14.3 | 1 | 14.3 | 14t | 1/8 | 75.9 |
| Eric Dickerson | 1 | 0 | 0 | 0.00 | 0.00 | 0 | 0.00 | 1 | 100.0 | 0 | 0/0 | 0.0 |
| **Rams** | **358** | **176** | **2,382** | **49.2** | **6.65** | **16** | **4.5** | **17** | **4.7** | **68** | **32/240** | **65.9** |
| **Opponents** | **566** | **346** | **3,964** | **61.1** | **7.00** | **18** | **3.2** | **17** | **3.0** | **64t** | **43/298** | **80.3** |

# 1983 (9-7) 2nd, NFC West - John Robinson

| Date | W/L | Score | Opponent | Attend. |
|---|---|---|---|---|
| 9/4 | W | 16-6 | at New York Giants | (75,281) |
| 9/11 | W | 30-27 | New Orleans | (45,572) |
| 9/18 | L | 24-27 | at Green Bay | (54,037) |
| 9/25 | L | 24-27 | at New York Jets (OT) | (52,070) |
| 10/2 | W | 21-10 | Detorit | (49,403) |
| 10/9 | W | 10-7 | at San Francisco | (59,119) |
| 10/16 | W | 27-21 | Atlanta | (50,404) |
| 10/23 | L | 35-45 | San Francisco | (66,070) |
| 10/30 | L | 14-30 | at Miami | (72,715) |
| 11/6 | W | 21-14 | Chicago | (53,010) |
| 11/14 | W | 36-13 | at Atlanta | (31,203) |
| 11/20 | L | 20-42 | Washington | (63,031) |
| 11/27 | W | 41-17 | Buffalo | (48,246) |
| 12/4 | L | 9-13 | at Philadelphia | (32,867) |
| 12/11 | L | 7-21 | New England | (46,503) |
| 12/18 | W | 26-24 | at New Orleans | (70,148) |
| **12/26** | **W** | **24-17** | **at Dallas*** | **(43,521)** |
| **1/1/1984** | **L** | **7-51** | **at Washington^** | **(55,363)** |
| Total Attendance | | | | (968,563) |

*** Denotes NFC Wild Card**
**^ Denotes NFC Divisonal**

| | Rams | OPP |
|---|---|---|
| **First Downs** | **316** | **311** |
| Rushing | 148 | 118 |
| Passing | 150 | 179 |
| Penalty | 18 | 14 |
| 3rd Down Efficiency | 77-200-38.5% | 87-219-39.7% |
| 4th Down Efficiency | 0-7-0% | 7-10-70% |
| **Total Net Yards** | **5,474** | **5,392** |
| Avg./Game | 342.1 | 337.0 |
| Total Plays | 1,023 | 1,078 |
| Avg./Play | 5.4 | 5.0 |
| **Net Yards Rushing** | **2,253** | **1,781** |
| Avg./Game | 140.8 | 111.3 |
| **Total Rushes** | **511** | **489** |
| **Net Yards Passing** | 3,221 | 3,611 |
| Avg./Game | 201.3 | 225.7 |
| Sacked-Yds. Lost | 23-190 | 33-258 |
| Gross Yards | 3,411 | 3,869 |
| Att-Comp-Int | 489-286-23 | 556-319-24 |
| Comp. % | 58.5 | 57.4 |
| **Punts/Avg.** | **83-39.8** | **83-41.7** |
| **Net Avg.** | **33.9** | **32.9** |
| **Penalties/Yards** | **96-748** | **89-804** |
| **Fumbles/ Ball Lost** | **38-24** | **38-20** |
| **Touchdowns** | **47** | **42** |
| Rushing | 20 | 21 |
| Passing | 23 | 18 |
| Returns | 4 | 3 |

| Score by Periods | 1 | 2 | 3 | 4 | OT | T |
|---|---|---|---|---|---|---|
| **Rams** | 46 | 114 | 91 | 110 | 0 | 361 |
| Opponents | 63 | 98 | 75 | 105 | 3 | 344 |

| Scoring | TD | Ru | Pa | Rt | PAT | FG | S | Pts. |
|---|---|---|---|---|---|---|---|---|
| Eric Dickerson | 20 | 18 | 2 | 0 | 0-0 | 0-0 | 0 | 120 |
| Chuck Nelson | 0 | 0 | 0 | 0 | 33-37 | 5-11 | 0 | 48 |
| George Farmer | 5 | 0 | 5 | 0 | 0-0 | 0-0 | 0 | 30 |
| Preston Dennard | 5 | 0 | 5 | 0 | 0-0 | 0-0 | 0 | 30 |
| Mike Lansford | 0 | 0 | 0 | 0 | 9-9 | 6-9 | 0 | 27 |
| Mike Guman | 4 | 0 | 4 | 0 | 0-0 | 0-0 | 0 | 24 |
| Mike Barber | 3 | 0 | 3 | 0 | 0-0 | 0-0 | 0 | 18 |
| Barry Redden | 2 | 2 | 0 | 0 | 0-0 | 0-0 | 0 | 12 |
| David Hill | 2 | 0 | 2 | 0 | 0-0 | 0-0 | 0 | 12 |
| Johnnie Johnson | 2 | 0 | 0 | 2 | 0-0 | 0-0 | 0 | 12 |
| James McDonald | 1 | 0 | 1 | 0 | 0-0 | 0-0 | 0 | 6 |
| Otis Grant | 1 | 0 | 1 | 0 | 0-0 | 0-0 | 0 | 6 |
| Henry Ellard | 1 | 0 | 0 | 1 | 0-0 | 0-0 | 0 | 6 |
| Nolan Cromwell | 1 | 0 | 0 | 1 | 0-0 | 0-0 | 0 | 6 |
| Jack Youngblood | 0 | 0 | 0 | 0 | 0-0 | 0-0 | 1 | 2 |
| Team | 0 | 0 | 0 | 0 | 0-0 | 0-0 | 1 | 2 |
| **Rams** | **47** | **20** | **23** | **4** | **42-47** | **11-20** | **2** | **361** |
| **Opponents** | **42** | **21** | **18** | **3** | **39-42** | **17-28** | **1** | **344** |

**Sacks:** Jack Youngblood 10.5, Gary Jeter 6.5, Reggie Doss 5.0, Mel Owens 4.0, Georege Andrews 3.0, Ivory Sully 1.0, LeRoy Irvin 1.0, Jim Collins 1.0, Johnnie Johnson 1.0
**RAMS: 33.0; Opponents 32.0**

**Usual Starters**

| | | | |
|---|---|---|---|
| WR | Preston Dennard (13) | DE | Jack Youngblood (15) |
| LT | Bill Bain (16) | NT | Greg Meisner (10) |
| LG | Kent Hill (16) | DE | Reggie Doss (16) |
| C | Doug Smith (14) | OLB | Georeg Andrews (16) |
| RG | Dennis Harrah (15) | ILB | Jim Collins (13) |
| RT | Jackie Slater (16) | ILB | Carl Ekern (16) |
| TE | Mike Barber (16) | OLB | Mel Owens (16) |
| WR | George Farmer (16) | CB | Eric Harris (11) |
| QB | Vince Ferragamo (16) | CB | LeRoy Irvin (13) |
| FB | Mike Guman (13) | SS | Nolan Cromwell (16) |
| RB | Eric Dickerson (16) | FS | Johnnie Johnson (16) |

| Rushing | No. | Yards | Avg. | LG | TD |
|---|---|---|---|---|---|
| Eroc Dickerson | 390 | 1,808 | 4.6 | 85t | 18 |
| Barry Redden | 75 | 372 | 5.0 | 40t | 2 |
| Mike Guman | 7 | 42 | 6.0 | 11 | 0 |
| Robert Alexander | 7 | 28 | 4.0 | 15 | 0 |
| Vince Ferragamo | 22 | 17 | 0.8 | 8 | 0 |
| Henry Ellard | 3 | 7 | 2.3 | 12 | 0 |
| Nolan Cromwell | 1 | 0 | 0.0 | 0 | 0 |
| Jeff Kemp | 3 | -2 | -0.7 | 0 | 0 |
| George Farmer | 1 | -9 | -9.0 | -9 | 0 |
| Otis Grant | 2 | -10 | -5.0 | 1 | 0 |
| **Rams** | **511** | **2,253** | **4.4** | **85t** | **20** |
| **Opponents** | **489** | **1,781** | **3.6** | **44** | **21** |

| Receiving | No. | Yards | Avg. | Long | TD |
|---|---|---|---|---|---|
| Mike Barber | 55 | 657 | 11.9 | 42t | 3 |
| Eric Dickerson | 51 | 404 | 7.9 | 37t | 2 |
| George Farmer | 40 | 556 | 13.9 | 46t | 5 |
| Mike Guman | 34 | 347 | 10.2 | 60 | 4 |
| Preston Dennard | 33 | 465 | 14.1 | 61t | 5 |
| David Hill | 28 | 280 | 10.0 | 34 | 2 |
| Henry Ellard | 16 | 268 | 16.8 | 44 | 0 |
| Otis Grant | 12 | 221 | 18.4 | 57 | 1 |
| Gordon Jones | 11 | 172 | 15.6 | 46 | 0 |
| Barry Redden | 4 | 30 | 7.5 | 9 | 0 |
| Robert Alexander | 1 | 10 | 10.0 | 10 | 0 |
| James McDonald | 1 | 1 | 1.0 | 1t | 1 |
| **Rams** | **286** | **3,411** | **11.9** | **61t** | **23** |
| **Opponents** | **319** | **3,869** | **12.1** | **48** | **18** |

| Interceptions | No. | Yards | Avg. | Long | TD |
|---|---|---|---|---|---|
| Kirk Collins | 5 | 113 | 22.6 | 58 | 0 |
| Johnnie Johnson | 4 | 115 | 28.8 | 60t | 2 |
| Eric Harris | 4 | 100 | 25.0 | 45 | 0 |
| LeRoy Irvin | 4 | 42 | 10.5 | 22 | 0 |
| Nolan Cromwell | 3 | 76 | 25.3 | 43t | 1 |
| Jim Collins | 2 | 46 | 23.0 | 29 | 0 |
| George Andrews | 1 | 22 | 22.0 | 22 | 0 |
| Carl Ekern | 1 | 1 | 1.0 | 1 | 0 |
| **Rams** | **24** | **515** | **21.5** | **60t** | **3** |
| **Opponents** | **23** | **303** | **13.2** | **45** | **0** |

| Punting | No. | Yards | Avg. | TB | In20 | Long | Blk. |
|---|---|---|---|---|---|---|---|
| John Misko | 83 | 3,301 | 40.3 | 12 | 18 | 67 | 1 |
| **Rams** | **83** | **3,301** | **40.3** | **12** | **18** | **67** | **1** |
| **Opponents** | **83** | **3,465** | **41.7** | **10** | **15** | **61** | **0** |

| Punt Returns | No. | FC | Yards | Avg. | Long | TD |
|---|---|---|---|---|---|---|
| Henry Ellard | 16 | 4 | 217 | 13.6 | 72t | 1 |
| LeRoy Irvin | 25 | 3 | 212 | 8.5 | 20 | 0 |
| Johnnie Johnson | 14 | 1 | 109 | 7.8 | 26 | 0 |
| **Rams** | **55** | **8** | **538** | **9.8** | **72t** | **1** |
| **Opponents** | **39** | **12** | **251** | **6.4** | **27** | **0** |

| Kickoff Returns | No. | Yards | Avg. | Long | TD |
|---|---|---|---|---|---|
| Barry Redden | 19 | 358 | 18.8 | 43 | 0 |
| Henry Ellard | 15 | 314 | 20.9 | 44 | 0 |
| Robert Alexander | 13 | 222 | 17.1 | 30 | 0 |
| Mike Guman | 2 | 30 | 15.0 | 21 | 0 |
| LeRoy Irvin | 1 | 22 | 22.0 | 22 | 0 |
| Jeff Simmons | 1 | 0 | 0.0 | 0 | 0 |
| Doug Barnett | 1 | 0 | 0.0 | 0 | 0 |
| **Rams** | **52** | **946** | **18.2** | **44** | **0** |
| **Opponents** | **71** | **1,325** | **18.7** | **46** | **0** |

| Field Goals | 1-19 | 20-29 | 30-39 | 40-49 | 50+ |
|---|---|---|---|---|---|
| Mike Lansford | 0-0 | 3-3 | 1-1 | 2-4 | 0-1 |
| Chuck Nelson | 0-0 | 1-3 | 3-4 | 1-4 | 0-0 |
| **Rams** | 0-0 | 4-6 | 4-5 | 3-8 | 0-1 |
| **Opponents** | **1-1** | **6-6** | **8-9** | **1-8** | **1-4** |

**Mike Lansford** ( ) ( ) ( ) ( ) ( ) ( ) ( ) ( ) ( ) ( ) ( ) ( ) ( ) (37, 45B, 49) (27, 28, 48M, 28) (52M) (42)

**Chuck Nelson** (36, 40M) ( ) (31, 27M) (47M, 34) ( ) (41) (21M) ( ) ( ) (41M) ( ) (36M, 27) ( ) ( ) ( ) ( )

**Opponents** (45M) (27, 46M, 30) (38) (47B, 34) (51) (51B) ( ) (30) (50M, 32) (45M) (31, 23) (40M, 42, 33, 43M, 32, 19) (52M, 20) (49M) (41M) (20)

| Passing | Att. | Comp. | Yards | Pct. | Yards/Att. | TD | TD% | Int. | Int% | Long | Sack/Lost | Rating |
|---|---|---|---|---|---|---|---|---|---|---|---|---|
| Vince Ferragamo | 464 | 274 | 3,276 | 59.1 | 7.06 | 22 | 4.7 | 23 | 5.3 | 61t | 21/178 | 75.9 |
| Jeff Kemp | 25 | 12 | 135 | 48.0 | 5.40 | 1 | 4.0 | 0 | 0.0 | 21 | 2/12 | 77.9 |
| **Rams** | **489** | **286** | **3,411** | **58.5** | **6.29** | **23** | **4.7** | **23** | **4.7** | **61t** | **23/190** | **76.0** |
| **Opponents** | **556** | **319** | **3,869** | **57.4** | **6.13** | **18** | **3.2** | **24** | **4.3** | **48** | **33/258** | **71.7** |

# 1982 (2-7) 4th, NFC West - Ray Malavasi

| Date | W/L | Score | Opponent | Attend. |
|---|---|---|---|---|
| 9/12 | L | 23-35 | at Green Bay | (53,694) |
| 9/19 | L | 14-19 | Detroit | (59,470) |
| 11/21 | L | 17-34 | at Atlanta | (39,686) |
| 11/28 | W | 20-14 | Kansas City | (45,793) |
| 12/2 | L | 24-30 | San Francisco | (58,574) |
| 12/12 | L | 24-27 | Denver | (48,112) |
| 12/18 | L | 31-37 | at Los Angeles Raiders | (56,646) |
| 12/26 | L | 26-34 | Chicago | (46,502) |
| 1/2 | W | 21-20 | at San Francisco | (54,256) |
| Total Attendance | | | | (462,733) |

| | Rams | OPP |
|---|---|---|
| **First Downs** | **163** | **193** |
| Rushing | 61 | 75 |
| Passing | 90 | 107 |
| Penalty | 12 | 11 |
| 3rd Down Efficiency | 43-117-36.8% | 55-123-43.7% |
| 4th Down Efficiency | 8-10-80.0% | 2-4-50.0% |
| **Total Net Yards** | **3,024** | **3,333** |
| Avg./Game | 336.0 | 370.3 |
| Total Plays | 563 | 606 |
| Avg./Play | 5.4 | 5.5 |
| **Net Yards Rushing** | **1,025** | **1,202** |
| Avg./Game | 113.9 | 133.6 |
| Total Rushes | 251 | 307 |
| **Net Yards Passing** | **1,999** | **2,131** |
| Avg./Game | 222.1 | 236.8 |
| Sacked-Yds. Lost | 15-137 | 18-159 |
| Gross Yards | 2,136 | 2,290 |
| Att-Comp-Int | 297-166-14 | 281-175-11 |
| Comp. % | 55.9 | 62.3 |
| **Punts/Avg.** | **46-42.6** | **42-38.1** |
| **Net Avg.** | **33.0** | **31.4** |
| **Penalties/Yards** | **63-550** | **64-531** |
| **Fumbles/ Ball Lost** | **23-10** | **15-7** |
| **Touchdowns** | **25** | **30** |
| Rushing | 13 | 13 |
| Passing | 11 | 16 |
| Returns | 1 | 1 |

| Score by Periods | 1 | 2 | 3 | 4 | T |
|---|---|---|---|---|---|
| **Rams** | 68 | 58 | 26 | 48 | 200 |
| Opponents | 34 | 80 | 41 | 95 | 250 |

| Scoring | TD | Ru | Pa | Rt | PAT | FG | S | Pts. |
|---|---|---|---|---|---|---|---|---|
| Wendell Tyler | 13 | 9 | 4 | 0 | 0-0 | 0-0 | 0 | 78 |
| Mike Lansford | 0 | 0 | 0 | 0 | 23-24 | 9-15 | 0 | 50 |
| Mike Guman | 2 | 2 | 0 | 0 | 0-0 | 0-0 | 0 | 12 |
| Preston Dennard | 2 | 0 | 2 | 0 | 0-0 | 0-0 | 0 | 12 |
| George Farmer | 2 | 0 | 2 | 0 | 0-0 | 0-0 | 0 | 12 |
| Mike Barber | 1 | 0 | 1 | 0 | 0-0 | 0-0 | 0 | 6 |
| Willie Miller | 1 | 0 | 1 | 0 | 0-0 | 0-0 | 0 | 6 |
| Nolan Cromwell | 1 | 1 | 0 | 0 | 0-0 | 0-0 | 0 | 6 |
| Ron Battle | 1 | 0 | 1 | 0 | 0-0 | 0-0 | 0 | 6 |
| Vince Ferragamo | 1 | 1 | 0 | 0 | 0-0 | 0-0 | 0 | 6 |
| LeRoy Irvin | 1 | 0 | 0 | 1 | 0-0 | 0-0 | 0 | 6 |
| Team | 0 | 0 | 0 | 0 | 0-1 | 0-0 | 0 | 0 |
| **Rams** | **25** | **13** | **11** | **1** | **23-25** | **9-15** | **0** | **200** |
| **Opponents** | **30** | **13** | **16** | **1** | **28-30** | **14-19** | **0** | **250** |

**Usual Starters**

| | | | |
|---|---|---|---|
| WR | Preston Dennard (9) | DE | Jack Youngblood (9) |
| LT | Irv Pankey (9) | DT | Mike Fanning (8) |
| LG | Kent Hill (9) | DT | Cody Jones (9) |
| C | Doug Smith (9) | DE | Reggie Doss (8) |
| RG | Dennis Harrah (9) | LLB | Mike Reilly (2) |
| RT | Jackie Slater (9) | MLB | Jim Youngblood (9) |
| TE | Mike Barber (9) | RLB | George Andrews (9) |
| WR | Willie Miller (9) | CB | Pat Thomas (9) |
| QB | Vince Ferragamo (5) | CB | Luvious Smith (9) |
| FB | Mike Guman (9) | SS | Johnnie Johnson (9) |
| RB | Wendell Tyler (9) | FS | Nolan Cromwell (9) |

| Rushing | No. | Yards | Avg. | Long | TD |
|---|---|---|---|---|---|
| Wendell Tyler | 137 | 564 | 4.1 | 54 | 9 |
| Mike Guman | 69 | 266 | 3.9 | 15 | 2 |
| Jewerl Thomas | 16 | 80 | 5.0 | 11 | 0 |
| Bert Jones | 11 | 73 | 6.6 | 17 | 0 |
| Barry Redden | 8 | 24 | 3.0 | 7 | 0 |
| Nolan Cromwell | 1 | 17 | 17.0 | 17 | 1 |
| Willie Miller | 1 | 5 | 5.0 | 5 | 0 |
| Vince Ferragamo | 4 | 3 | 0.8 | 2 | 1 |
| Robert Alexander | 1 | 3 | 3.0 | 3 | 0 |
| Ron Battle | 1 | 1 | 1.0 | 1 | 0 |
| Billy Waddy | 2 | -11 | -5.5 | 5 | 0 |
| **Rams** | **251** | **1,025** | **4.1** | **54** | **13** |
| **Opponents** | **307** | **1,202** | **3.9** | **32** | **13** |

| Receiving | No. | Yards | Avg. | Long | TD |
|---|---|---|---|---|---|
| Wendell Tyler | 38 | 375 | 9.9 | 40 | 4 |
| Mike Guman | 31 | 310 | 10.0 | 46 | 0 |
| Preston Dennard | 25 | 383 | 15.3 | 39 | 2 |
| Mike Barber | 18 | 166 | 9.2 | 21 | 1 |
| George Farmer | 17 | 344 | 20.2 | 42t | 2 |
| Willie Miller | 15 | 346 | 23.1 | 85t | 1 |
| Jewerl Thomas | 8 | 49 | 6.1 | 11 | 0 |
| Drew Hill | 7 | 92 | 13.1 | 23 | 0 |
| Barry Redden | 4 | 16 | 4.0 | 11 | 0 |
| Rib Battle | 2 | 62 | 31.0 | 51t | 1 |
| Robert Alexander | 1 | -7 | -7.0 | -7 | 0 |
| **Rams** | **166** | **2,136** | **12.9** | **85t** | **11** |
| **Opponents** | **175** | **2,290** | **13.1** | **52** | **16** |

| Interceptions | No. | Yards | Avg. | Long | TD |
|---|---|---|---|---|---|
| Rod Perry | 3 | 57 | 19.0 | 33 | 0 |
| Nolan Cromwell | 3 | 33 | 11.0 | 21 | 0 |
| Pat Thomas | 3 | 0 | 0.0 | 0 | 0 |
| Carl Ekern | 1 | 9 | 9.0 | 9 | 0 |
| Johnnie Johnson | 1 | 7 | 7.0 | 7 | 0 |
| **Rams** | **11** | **106** | **9.6** | **33** | **0** |
| **Opponents** | **14** | **98** | **7.0** | **19** | **0** |

| Punting | No. | Yards | Avg. | TB | In20 | Long | Blk. |
|---|---|---|---|---|---|---|---|
| John Misko | 45 | 1,961 | 43.6 | 2 | 10 | 59 | 1 |
| **Rams** | **45** | **1,961** | **43.6** | **2** | **10** | **59** | **1** |
| **Opponents** | **42** | **1,601** | **38.1** | **2** | **12** | **56** | **0** |

| Punt Returns | No. | FC | Yards | Avg. | Long | TD |
|---|---|---|---|---|---|---|
| LeRoy Irvin | 22 | 1 | 242 | 11.0 | 63t | 1 |
| **Rams** | **22** | **1** | **242** | **11.0** | **63t** | **1** |
| **Opponents** | **31** | **2** | **401** | **12.9** | **93t** | **1** |

| Kickoff Returns | No. | Yards | Avg. | Long | TD |
|---|---|---|---|---|---|
| Barry Redden | 22 | 502 | 22.8 | 85 | 0 |
| Ivory Sully | 5 | 84 | 16.8 | 24 | 0 |
| Robert Alexander | 8 | 139 | 17.4 | 32 | 0 |
| Mike Guman | 8 | 102 | 12.8 | 24 | 0 |
| Drew Hill | 2 | 42 | 21.0 | 24 | 0 |
| **Rams** | **45** | **869** | **19.3** | **85** | **0** |
| **Opponents** | **36** | **844** | **23.4** | **45** | **0** |

| Field Goals | 1-19 | 20-29 | 30-39 | 40-49 | 50+ |
|---|---|---|---|---|---|
| Mike Lansford | 0-0 | 4-5 | 5-8 | 0-0 | 0-2 |
| **Rams** | **0-0** | **4-5** | **5-8** | **0-0** | **0-2** |
| **Opponents** | **1-1** | **2-3** | **5-7** | **6-6** | **0-2** |

**Mike Lansford** (32,29,28,51M) (39M) (28, 34M) ( ) (36, 52M) (39) (36) (29, 37, 32, 27M) ( )

**Opponents** ( ) (45,46,30,33) (38M, 49, 29) (57M) (33,44, 38) (47, 18) (24) (41, 31, 35M) (24B)

| Passing | Att. | Comp. | Yards | Pct. | Yards/Att. | TD | TD% | Int. | Int% | Long | Sack/Lost | Rating |
|---|---|---|---|---|---|---|---|---|---|---|---|---|
| Vince Ferragamo | 209 | 118 | 1,609 | 56.5 | 7.70 | 9 | 4.3 | 9 | 4.3 | 85t | 7/65 | 77.7 |
| Bert Jones | 87 | 48 | 527 | 55.2 | 6.06 | 2 | 2.3 | 4 | 4.6 | 51t | 8/72 | 61.8 |
| Mike Guman | 1 | 0 | 0 | 0.0 | 0.0 | 0 | 0.0 | 1 | 100.0 | 0 | 0/0 | 0.0 |
| **Rams** | **297** | **166** | **2,136** | **55.9** | **6.41** | **11** | **3.4** | **14** | **4.7** | **85t** | **15/137** | **71.3** |
| **Opponents** | **281** | **175** | **2,290** | **62.3** | **7.03** | **16** | **5.7** | **11** | **3.9** | **52** | **18/159** | **90.6** |

# 1981 (6-10) 3rd, NFC West - Ray Malavasi

| Date | W/L | Score | Opponent | Attend. |
|---|---|---|---|---|
| 9/6 | L | 20-27 | Houston | (63,198) |
| 9/13 | L | 17-23 | at New Orleans | (62,063) |
| 9/20 | W | 35-23 | Green Bay | (61,286) |
| 9/28 | W | 24-7 | at Chicago | (62,461) |
| 10/4 | W | 27-16 | Cleveland | (63,924) |
| 10/11 | W | 37-35 | at Atlanta | (57,841) |
| 10/18 | L | 17-29 | at Dallas | (64,649) |
| 10/25 | L | 17-20 | at San Francisco | (59,190) |
| 11/1 | W | 20-13 | Detroit | (61,814) |
| 11/8 | L | 13-21 | New Orleans | (61,068) |
| 11/15 | L | 10-24 | at Cincinnati | (56,836) |
| 11/22 | L | 31-33 | San Francisco | (63,456) |
| 11/29 | L | 0-24 | at Pittsburgh | (51,854) |
| 12/6 | L | 7-10 | at New York Giants | (59,659) |
| 12/14 | W | 21-16 | Atlanta | (57,054) |
| 12/20 | L | 7-30 | Washington | (52,224) |
| Total Attendance | | | | (958,577) |

| | Rams | OPP |
|---|---|---|
| **First Downs** | **305** | **285** |
| Rushing | 142 | 125 |
| Passing | 134 | 128 |
| Penalty | 29 | 32 |
| 3rd Down Efficiency | 80-232-34.5% | 77-231-32.1% |
| **Total Net Yards** | **4,793** | **5,124** |
| Avg./Game | 299.6 | 320.3 |
| Total Plays | 1,086 | 1,067 |
| Avg./Play | 4.4 | 4.8 |
| **Net Yards Rushing** | **2,236** | **2,397** |
| Avg./Game | 139.8 | 149.8 |
| Total Rushes | 559 | 585 |
| **Net Yards Passing** | **2,557** | **2,727** |
| Avg./Game | 159.8 | 170.4 |
| Sacked-Yds. Lost | 50-451 | 43-330 |
| Gross Yards | 3,008 | 3,057 |
| Att-Comp-Int | 477-235-32 | 439-204-17 |
| Comp. % | 49.3 | 46.5 |
| **Punts/Avg.** | **89-42.0** | **94-41.0** |
| **Net Avg.** | **35.9** | **30.6** |
| **Penalties/Yards** | **117-916** | **118-1008** |
| **Fumbles/ Ball Lost** | **34-15** | **37-16** |
| **Touchdowns** | **36** | **39** |
| Rushing | 17 | 19 |
| Passing | 15 | 17 |
| Returns | 4 | 3 |

| Score by Periods | 1 | 2 | 3 | 4 | T |
|---|---|---|---|---|---|
| **Rams** | 51 | 115 | 49 | 88 | 303 |
| Opponents | 81 | 105 | 88 | 77 | 351 |

| Scoring | TD | Ru | Pa | Rt | PAT | FG | S | Pts. |
|---|---|---|---|---|---|---|---|---|
| Tyler | 17 | 12 | 5 | 0 | 0-0 | 0-0 | 0 | 102 |
| Corral | 0 | 0 | 0 | 0 | 36-36 | 17-26 | 0 | 87 |
| Dennard | 4 | 0 | 4 | 0 | 0-0 | 0-0 | 0 | 24 |
| Guman | 4 | 4 | 0 | 0 | 0-0 | 0-0 | 0 | 24 |
| Irvin | 3 | 0 | 0 | 3 | 0-0 | 0-0 | 0 | 18 |
| D. Hill | 3 | 0 | 3 | 0 | 0-0 | 0-0 | 0 | 18 |
| Arnold | 2 | 0 | 2 | 0 | 0-0 | 0-0 | 0 | 12 |
| Bryant | 1 | 1 | 0 | 0 | 0-0 | 0-0 | 0 | 6 |
| J. Harris | 1 | 0 | 0 | 1 | 0-0 | 0-0 | 0 | 6 |
| Childs | 1 | 0 | 1 | 0 | 0-0 | 0-0 | 0 | 6 |
| **Rams** | **36** | **17** | **15** | **4** | **36-36** | **17-26** | **0** | **303** |
| **Opponents** | **39** | **19** | **17** | **3** | **37-39** | **26-33** | **1** | **351** |

**Usual Starters**

| | | | |
|---|---|---|---|
| WR | Preston Dennard (15) | DE | Jack Youngblood (16) |
| LT | Irv Pankey (12) | DT | Mike Fanning (16) |
| LG | Kent Hill (11) | DT | Cody Jones (16) |
| C | Doug Smith (13) | DE | Reggie Doss (8) |
| RG | Dennis Harrah (13) | LLB | Jim Youngblood (16) |
| RT | Jackie Slater (11) | MLB | Carl Ekern (16) |
| TE | Walt Arnold (9) | RLB | George Andrews (16) |
| WR | Willie Miller (9) | CB | Pat Thomas (9) |
| QB | Pat Haden (11) | CB | Rod Perry (16) |
| FB | Cullen Bryant (12) | SS | Johnnie Johnson (16) |
| RB | Wendell Tyler (15) | FS | Nolan Cromwell (16) |

| Rushing | No. | Yards | Avg. | Long | TD |
|---|---|---|---|---|---|
| Wendell Tyler | 260 | 1,074 | 4.1 | 69t | 12 |
| Cullen Bryant | 109 | 436 | 4.0 | 20 | 1 |
| Mike Guman | 115 | 433 | 3.8 | 18 | 4 |
| Jewerl Thomas | 34 | 118 | 3.5 | 40 | 0 |
| Pat Haden | 18 | 104 | 5.8 | 16 | 0 |
| Preston Dennard | 6 | 29 | 4.8 | 21 | 0 |
| Nolan Cromwell | 1 | 17 | 17.0 | 17 | 0 |
| Drew Hill | 1 | 14 | 14.0 | 14 | 0 |
| Jeff Kemp | 2 | 9 | 4.5 | 7 | 0 |
| Dan Pastorini | 7 | 5 | 0.7 | 13 | 0 |
| Henry Childs | 1 | 0 | 0.0 | 0 | 0 |
| Jeff Rutledge | 5 | -3 | -0.6 | 4 | 0 |
| **Rams** | **559** | **2,236** | **4.0** | **69t** | **17** |
| **Opponents** | **585** | **2,397** | **4.1** | **59t** | **19** |

| Receiving | No. | Yards | Avg. | Long | TD |
|---|---|---|---|---|---|
| Preston Dennard | 49 | 821 | 16.8 | 64 | 4 |
| Wendell Tyler | 45 | 436 | 9.7 | 67t | 5 |
| Billy Waddy | 31 | 460 | 14.8 | 46 | 0 |
| Cullen Bryant | 22 | 160 | 7.3 | 39 | 0 |
| Walt Arnold | 20 | 212 | 10.6 | 24 | 2 |
| Mike Guman | 18 | 130 | 7.2 | 14 | 0 |
| Drew Hill | 16 | 355 | 22.2 | 45 | 3 |
| Henry Childs | 12 | 145 | 12.1 | 39 | 1 |
| Willie Miller | 10 | 147 | 14.7 | 20 | 0 |
| Jeff Moore | 7 | 105 | 15.0 | 35 | 0 |
| Jewerl Thomas | 5 | 37 | 7.4 | 13 | 0 |
| **Rams** | **235** | **3,008** | **12.8** | **67t** | **15** |
| **Opponents** | **204** | **3,057** | **15.0** | **64** | **17** |

| Interceptions | No. | Yards | Avg. | Long | TD |
|---|---|---|---|---|---|
| Nolan Cromwell | 5 | 94 | 18.8 | 94 | 0 |
| Pat Thomas | 4 | 80 | 20.0 | 64 | 0 |
| LeRoy Irvin | 3 | 18 | 6.0 | 18 | 0 |
| Rod Perry | 3 | 18 | 6.0 | 10 | 0 |
| Jim Youngblood | 1 | 20 | 20.0 | 20 | 0 |
| Joe Harris | 1 | 7 | 7.0 | 7 | 0 |
| **Rams** | **17** | **237** | **13.9** | **94** | **0** |
| **Opponents** | **32** | **361** | **11.3** | **43** | **1** |

| Punting | No. | Yards | Avg. | TB | In20 | Long | Blk. |
|---|---|---|---|---|---|---|---|
| Frank Corral | 89 | 3,735 | 42.0 | 3 | 19 | 67 | 0 |
| **Rams** | **89** | **3,735** | **42.0** | **3** | **19** | **67** | **0** |
| **Opponents** | **94** | **3,856** | **41.0** | **15** | **16** | **72** | **0** |

| Punt Returns | No. | FC | Yards | Avg. | Long | TD |
|---|---|---|---|---|---|---|
| LeRoy Irvin | 46 | 6 | 615 | 13.4 | 84t | 3 |
| Johnnie Johnson | 1 | 2 | 39 | 39.0 | 39 | 0 |
| Drew Hill | 2 | 0 | 22 | 11.0 | 12 | 0 |
| **Rams** | **49** | **8** | **676** | **13.8** | **84t** | **3** |
| **Opponents** | **52** | **8** | **481** | **9.3** | **55** | **0** |

| Kickoff Returns | No. | Yards | Avg. | Long | TD |
|---|---|---|---|---|---|
| Drew Hill | 60 | 1,170 | 19.5 | 50 | 0 |
| Ivory Sully | 3 | 31 | 10.3 | 22 | 0 |
| Greg Meisner | 1 | 17 | 17.0 | 17 | 0 |
| Jewerl Thomas | 1 | 15 | 15.0 | 15 | 0 |
| Mike Guman | 1 | 10 | 10.0 | 10 | 0 |
| Jairo Penaranda | 1 | 1 | 1.0 | 1 | 0 |
| Irv Pankey | 1 | 0 | 0.0 | 0 | 0 |
| **Rams** | **68** | **1,244** | **18.3** | **50** | **0** |
| **Opponents** | **60** | **1,443** | **24.1** | **95t** | **2** |

| Field Goals | 1-19 | 20-29 | 30-39 | 40-49 | 50+ |
|---|---|---|---|---|---|
| Frank Corral | 0-0 | 6-9 | 5-6 | 6-11 | 0-0 |
| **RAMS** | **0-0** | **6-9** | **5-6** | **6-11** | **0-0** |
| **Opponents** | **3-3** | **4-5** | **8-11** | **10-12** | **1-2** |

**Frank Corral** (35, 29M, 36) (40) ( ) (24) (22M, 38, 41) (25, 37, 25) (40) (49M, 25, 26M, 32M, 45M) (42, 31) (44, 24) (22) (44) (40B) (49M) (47M) ( )

**Opponents** (50, 41, 44B) (45, 46, 34) (19, 23, 44) ( ) (35, 29B) ( ) (40, 39) (42, 18) (49, 45, 30M) (32M, 35M) (37) (47, 34, 32, 37) (21) (49M, 60M, 19) (45, 25, 22) (35)

| Passing | Att. | Comp. | Yards | Pct. | Yards/Att. | TD | TD% | Int. | Int% | Long | Sack/Lost | Rating |
|---|---|---|---|---|---|---|---|---|---|---|---|---|
| Jeff Rutledge | 50 | 30 | 442 | 60.0 | 8.84 | 3 | 6.0 | 4 | 8.0 | 64 | 6/62 | 75.6 |
| Pat Haden | 267 | 138 | 1,815 | 51.7 | 6.80 | 9 | 3.4 | 13 | 4.9 | 67t | 28/227 | 64.4 |
| Dan Pastorini | 152 | 64 | 719 | 42.1 | 4.73 | 2 | 1.3 | 14 | 9.2 | 46 | 14/149 | 22.9 |
| Jeff Kemp | 6 | 2 | 25 | 33.3 | 4.17 | 0 | 0.0 | 1 | 16.7 | 19 | 2/13 | 7.6 |
| Mike Guman | 1 | 1 | 7 | 100.0 | 7.00 | 1 | 100.0 | 0 | 0.0 | 0 | 0/0 | 135.4 |
| Frank Corral | 1 | 0 | 0 | 0.0 | 0.00 | 0 | 0.0 | 0 | 0.0 | 0 | 0/0 | 39.6 |
| **Rams** | **477** | **235** | **3,008** | **49.3** | **4.85** | **15** | **3.1** | **32** | **6.7** | **67t** | **50/451** | **51.9** |
| **Opponents** | **439** | **204** | **3,057** | **46.5** | **6.96** | **17** | **3.9** | **17** | **3.9** | **64** | **43/330** | **90.6** |

# 1980 (11-5) 2nd, NFC West - Ray Malavasi

| Date | W/L | Score | Opponent | Attend. |
|---|---|---|---|---|
| 9/7 | L | 20-41 | Detroit | (64,892) |
| 9/11 | L | 9-10 | at Tampa Bay | (66,576) |
| 9/21 | W | 51-21 | Green Bay | (63,850) |
| 9/28 | W | 28-7 | at New York Giants | (73,414) |
| 10/5 | W | 48-26 | San Francisco | (62,188) |
| 10/12 | W | 21-13 | at St. Louis | (50,230) |
| 10/19 | W | 31-17 | at San Francisco | (55,360) |
| 10/26 | L | 10-13 | at Atlanta | (57,401) |
| 11/2 | W | 45-31 | New Orleans | (59,909) |
| 11/9 | L | 14-35 | Miami | (62,045) |
| 11/16 | W | 17-14 | at New England | (60,609) |
| 11/24 | W | 27-7 | at New Orleans | (53,448) |
| 11/30 | W | 38-13 | New York Jets | (59,743) |
| 12/7 | L | 7-10 | at Buffalo (OT) | (77,133) |
| 12/15 | W | 38-14 | Dallas | (65,154) |
| 12/21 | W | 20-17 | Atlanta (OT) | (62,469) |
| **12/28** | **L** | **13-34** | **at Dallas*** | **(64,533)** |
| Total Attendance | | | | (1,058,954) |

* **Denotes NFC Wild Card**

| | Rams | OPP |
|---|---|---|
| **First Downs** | **316** | **281** |
| Rushing | 144 | 112 |
| Passing | 157 | 141 |
| Penalty | 15 | 28 |
| 3rd Down Eff. | 113-256-44.1% | 70-230-30.4% |
| **Total Net Yards** | **6,006** | **4,546** |
| Avg./Game | 375.4 | 284.1 |
| Total Plays | 1,095 | 1011 |
| Avg./Play | 5.5 | 4.5 |
| **Net Yards Rushing** | **2,799** | **1,945** |
| Avg./Game | 174,9 | 121.6 |
| Total Rushes | 615 | 445 |
| **Net Yards Passing** | **3,207** | **2,601** |
| Avg./Game | 200.4 | 162.6 |
| Sacked-Yds. Lost | 29-234 | 56-496 |
| Gross Yards | 3,441 | 3,097 |
| Att-Comp-Int | 451-261-23 | 510-245-25 |
| Comp. % | 57.9 | 48.0 |
| **Punts/Avg.** | **36-39.5** | **90-42.1** |
| **Net Avg.** | **33.1** | **36.2** |
| **Penalties/Yards** | **118-973** | **83-778** |
| **Fumbles/ Ball Lost** | **29-13** | **30-17** |
| **Touchdowns** | **54** | **38** |
| Rushing | 17 | 13 |
| Passing | 31 | 23 |
| Returns | 6 | 2 |

| Score by Periods | 1 | 2 | 3 | 4 | OT | T |
|---|---|---|---|---|---|---|
| **Rams** | 95 | 172 | 92 | 62 | 3 | 424 |
| Opponents | 30 | 89 | 54 | 113 | 3 | 289 |

| Scoring | TD | Ru | Pa | Rt | PAT | FG | S | Pts. |
|---|---|---|---|---|---|---|---|---|
| Frank Corral | 0 | 0 | 0 | 0 | 51-52 | 16-30 | 0 | 99 |
| Elvis Peacock | 9 | 7 | 2 | 0 | 0-0 | 0-0 | 0 | 54 |
| Willie Miller | 8 | 0 | 8 | 0 | 0-0 | 0-0 | 0 | 48 |
| Cullen Bryant | 6 | 3 | 3 | 0 | 0-0 | 0-0 | 0 | 36 |
| Preston Dennard | 6 | 0 | 6 | 0 | 0-0 | 0-0 | 0 | 36 |
| Billy Waddy | 5 | 0 | 5 | 0 | 0-0 | 0-0 | 0 | 30 |
| Mike Guman | 4 | 4 | 0 | 0 | 0-0 | 0-0 | 0 | 24 |
| Drew Hill | 3 | 0 | 2 | 1 | 0-0 | 0-0 | 0 | 18 |
| Victor Hicks | 3 | 0 | 3 | 0 | 0-0 | 0-0 | 0 | 18 |
| Jewerl Thomas | 3 | 2 | 0 | 1 | 0-0 | 0-0 | 0 | 18 |
| Nolan Cromwell | 1 | 0 | 0 | 1 | 1-1 | 0-0 | 0 | 7 |
| Vince Ferragamo | 1 | 1 | 0 | 0 | 0-0 | 0-0 | 0 | 6 |
| Jeff Moore | 1 | 0 | 1 | 0 | 0-0 | 0-0 | 0 | 6 |
| Walt Arnold | 1 | 0 | 1 | 0 | 0-0 | 0-0 | 0 | 6 |
| Jim Youngblood | 1 | 0 | 0 | 1 | 0-0 | 0-0 | 0 | 6 |
| Rod Perry | 1 | 0 | 0 | 1 | 0-0 | 0-0 | 0 | 6 |
| Johnnie Johnson | 1 | 0 | 0 | 1 | 0-0 | 0-0 | 0 | 6 |
| TEAM | 0 | 0 | 0 | 0 | 0-1 | 0-0 | 0 | 0 |
| **Rams** | **54** | **17** | **31** | **6** | **52-54** | **16-30** | **0** | **424** |
| **Opponents** | **38** | **13** | **23** | **2** | **34-38** | **9-20** | **0** | **289** |

**Usual Starters**

| | | | |
|---|---|---|---|
| WR | Preston Dennard (16) | DE | Jack Youngblood (16) |
| LT | Doug France (16) | DT | Larry Brooks (14) |
| LG | Kent Hill (16) | DT | Cody Jones (15) |
| C | Rich Saul (16) | DE | Fred Dryer (16) |
| RG | Dennis Harrah (8) | LLB | Jim Youngblood (15) |
| RT | Jackie Slater (15) | MLB | Jack Reynolds (16) |
| TE | Victoy Hicks (14) | RLB | George Andrews (8) |
| WR | Billy Waddy (15) | CB | Pat Thomas (14) |
| QB | Vince Ferragamo (15) | CB | Rod Perry (16) |
| FB | Cullen Bryant (16) | SS | Johnnie Johnson (16) |
| RB | Elvis Peacock (9) | FS | Nolan Cromwell (16) |

| Rushing | No. | Yards | Avg. | Long | TD |
|---|---|---|---|---|---|
| Cullen Bryant | 183 | 807 | 4.4 | 20 | 3 |
| Elvis Peacock | 164 | 777 | 4.7 | 36 | 7 |
| Jewerl Thomas | 65 | 427 | 6.6 | 61 | 2 |
| Mike Guman | 100 | 410 | 4.1 | 17 | 4 |
| Wendell Tyler | 30 | 157 | 5.2 | 17 | 0 |
| Eddie Hill | 39 | 120 | 3.1 | 19 | 0 |
| Vince Ferragamo | 15 | 34 | 2.3 | 15 | 1 |
| Preston Dennard | 2 | 20 | 10.0 | 21 | 0 |
| Victor Hicks | 1 | 19 | 19.0 | 19 | 0 |
| Lydell Mitchell | 7 | 16 | 2.3 | 5 | 0 |
| Pat Haden | 3 | 12 | 4.0 | 6 | 0 |
| Drew Hill | 1 | 4 | 4.0 | 4 | 0 |
| Nolan Cromwell | 2 | 0 | 0.0 | 0 | 0 |
| Bob Lee | 1 | -1 | -1.0 | -1 | 0 |
| Billy Waddy | 1 | -1 | -1.0 | -1 | 0 |
| Willie Miller | 1 | -2 | -2.0 | -2 | 0 |
| **Rams** | **615** | **2,799** | **4.6** | **61** | **17** |
| **Opponents** | **445** | **1,945** | **4.4** | **65** | **13** |

| Receiving | No. | Yards | Avg. | Long | TD |
|---|---|---|---|---|---|
| Cullen Bryant | 53 | 386 | 7.3 | 25 | 3 |
| Billy Waddy | 38 | 670 | 17.6 | 44t | 5 |
| Preston Dennard | 36 | 596 | 16.6 | 44 | 6 |
| Elvis Peacock | 25 | 213 | 8.5 | 59t | 2 |
| Victor Hicks | 23 | 318 | 13.8 | 32t | 3 |
| Willie Miller | 22 | 358 | 16.3 | 45 | 8 |
| Drew Hill | 19 | 416 | 21.9 | 74t | 2 |
| Mike Guman | 14 | 131 | 9.4 | 41 | 0 |
| Jeff Moore | 10 | 168 | 16.8 | 37 | 1 |
| Walt Arnold | 5 | 75 | 15.0 | 33 | 1 |
| Jewerl Thomas | 5 | 30 | 6.0 | 11 | 0 |
| Eddie Hill | 4 | 29 | 7.3 | 11 | 0 |
| Terry Nelson | 3 | 22 | 7.3 | 12 | 0 |
| Lydell Mitchell | 2 | 21 | 10.5 | 13 | 0 |
| Wendell Tyler | 2 | 8 | 4.0 | 5 | 0 |
| **Rams** | **261** | **3,441** | **13.2** | **74t** | **31** |
| **Opponents** | **245** | **3,097** | **12.6** | **60** | **23** |

| Interceptions | No. | Yards | Avg. | Long | TD |
|---|---|---|---|---|---|
| Nolan Cromwell | 8 | 140 | 17.5 | 34 | 1 |
| Rod Perry | 5 | 115 | 23.0 | 83t | 1 |
| Johnnie Johnson | 3 | 102 | 34.0 | 99t | 1 |
| Ppat Thomas | 3 | 14 | 4.7 | 14 | 0 |
| LeRoy Irvin | 2 | 80 | 40.0 | 80 | 0 |
| Jeff Delaney | 2 | 42 | 21.0 | 27 | 0 |
| Jim Youngblood | 1 | 33 | 33.0 | 33t | 1 |
| Jack Reynolds | 1 | 20 | 20.0 | 20 | 0 |
| **Rams** | **25** | **546** | **21.8** | **99t** | **4** |
| **Opponents** | **23** | **302** | **13.3** | **47** | **1** |

| Punting | No. | Yards | Avg. | TB | In20 | Long | Blk. |
|---|---|---|---|---|---|---|---|
| Frank Corral | 36 | 3,002 | 39.5 | 5 | 14 | 65 | 1 |
| **Rams** | **36** | **3,002** | **39.5** | **5** | **14** | **65** | **1** |
| **Opponents** | **90** | **3,789** | **42.1** | **11** | **28** | **63** | **1** |

| Punt Returns | No. | FC | Yards | Avg. | Long | TD |
|---|---|---|---|---|---|---|
| LeRoy Irvin | 42 | 7 | 296 | 7.0 | 26 | 0 |
| Billy Waddy | 2 | 0 | 10 | 5.0 | 10 | 0 |
| mike Guman | 2 | 1 | 6 | 3.0 | 3 | 0 |
| Johnnie Johnson | 1 | 4 | 3 | 3.0 | 3 | 0 |
| Nolan Cromwell | 0 | 2 | 0 | 0.0 | 0 | 0 |
| **Rams** | **47** | **14** | **315** | **6.7** | **26** | **0** |
| **Opponents** | **42** | **5** | **353** | **8.4** | **32** | **0** |

| Kickoff Returns | No. | Yards | Avg. | Long | TD |
|---|---|---|---|---|---|
| Drew Hill | 43 | 880 | 20.5 | 98t | 1 |
| Mike Guman | 2 | 25 | 12.5 | 13 | 0 |
| Ppat Thomas | 1 | 12 | 12.0 | 12 | 0 |
| Jewerl Thomas | 2 | 21 | 10.5 | 15 | 0 |
| Ivory Sully | 4 | 36 | 9.0 | 20 | 0 |
| LeRoy Irvin | 1 | 5 | 5.0 | 5 | 0 |
| **Rams** | **53** | **979** | **18.5** | **98t** | **1** |
| **Opponents** | **78** | **1,553** | **19.9** | **88** | **0** |

| Field Goals | 1-19 | 20-29 | 30-39 | 40-49 | 50+ |
|---|---|---|---|---|---|
| Frank Corral | 1-1 | 11-12 | 2-5 | 2-9 | 0-3 |
| **Rams** | **1-1** | **11-12** | **2-5** | **2-9** | **0-3** |
| **Opponents** | **1-1** | **1-1** | **4-7** | **2-9** | **1-2** |

**Frank Corral** ( ) (42, 32, 27) (29) ( ) (28, 35) (43M, 41M) (47) (23, 41M, 55M) (27, 22M) ( ) (29) (53M, 59M, 23, 19) (25, 49M, 43M) (39M) (33M, 27) (47M, 26, 37M, 47M, 23)

**Opponents** (52, 38) (40M, 43) ( ) ( ) ( ) (44M, 44M) (39) (44M) (47M, 36) ( ) (47M) (47M) (22, 40) (38M, 38M, 30) (51M) (39M, 18)

| Passing | Att. | Comp. | Yards | Pct. | Yards/Att. | TD | TD% | Int. | Int% | Long | Sack/Lost | Rating |
|---|---|---|---|---|---|---|---|---|---|---|---|---|
| Vince Ferragamo | 404 | 240 | 3,199 | 59.4 | 7.92 | 30 | 7.4 | 19 | 4.7 | 74t | 23/191 | 89.7 |
| Pat Haden | 41 | 19 | 185 | 46.3 | 4.51 | 0 | 0.0 | 4 | 9.8 | 23 | 4/30 | 19.9 |
| Mike Guman | 1 | 1 | 31 | 100.0 | 31.00 | 1 | 100.0 | 0 | 0.0 | 31t | 1/5 | 158.3 |
| Jeff Rutledge | 4 | 1 | 26 | 25.0 | 6.50 | 0 | 0.0 | 0 | 0.0 | 26 | 1/8 | 54.2 |
| Nolan Cromwell | 1 | 0 | 0 | 0.0 | 0.00 | 0 | 0.0 | 0 | 0.0 | 0 | 0/0 | 39.6 |
| **Rams** | **451** | **261** | **3,441** | **57.9** | **6.68** | **31** | **6.9** | **23** | **5.1** | **74t** | **29/234** | **83.8** |
| **Opponents** | **510** | **245** | **3,097** | **48.0** | **4.59** | **23** | **4.5** | **25** | **4.9** | **60** | **56/496** | **62.0** |

# 1979 (9-7) 1st, NFC West - Ray Malavasi

| Date | W/L | Score | Opponent | Attend. |
|---|---|---|---|---|
| 9/2 | L | 17-24 | Oakland | (59,000) |
| 9/6 | W | 13-9 | at Denver | (74,884) |
| 9/16 | W | 27-24 | San Francisco | (44,303) |
| 9/23 | L | 6-21 | at Tampa Bay | (69,497) |
| 9/30 | W | 21-0 | St. Louis | (48,160) |
| 10/7 | W | 35-17 | at New Orleans | (68,986) |
| 10/14 | L | 6-30 | at Dallas | (64,462) |
| 10/21 | L | 16-40 | San Diego | (64,245) |
| 10/28 | L | 14-20 | New York Giants | (43,376) |
| 11/4 | W | 24-0 | at Seattle | (62,048) |
| 11/11 | L | 23-27 | at Chicago | (51,483) |
| 11/19 | W | 20-14 | Atlanta | (54,097) |
| 11/25 | W | 26-20 | at San Francisco | (49,282) |
| 12/2 | W | 27-21 | Minnesota (OT) | (56,700) |
| 12/9 | W | 34-13 | at Atlanta | (49,236) |
| 12/16 | L | 14-29 | New Orleans | (53,879) |
| **12/30** | **W** | **21-19** | **at Dallas*** | **(64,792)** |
| **1/6/1980** | **W** | **9-0** | **at Tampa Bay^** | **(72,033)** |
| **1/20/1980** | **L** | **19-31** | **Pittsburgh (SB XIV)^^** | **(103,985)** |
| Total Attendance | | | | (1,154,448) |

*** Denotes NFC Divisional game**
**^ Denotes NFC Championship**
**^^ Denotes Super Bowl XIV in Pasadena, Calif.**

| | Rams | OPP |
|---|---|---|
| **First Downs** | **299** | **266** |
| Rushing | 134 | 115 |
| Passing | 138 | 133 |
| Penalty | 27 | 18 |
| 3rd Down Efficiency | 91-256-35.5% | 85-251-33.9 |
| **Total Net Yards** | **5,133** | **4,553** |
| Avg./Game | 320.8 | 284.6 |
| Total Plays | 1,087 | 1,054 |
| Avg./Play | 4.7 | 4.3 |
| **Net Yards Rushing** | **2,460** | **1,997** |
| Avg./Game | 153.8 | 124.8 |
| Total Rushes | 592 | 548 |
| **Net Yards Passing** | **2,673** | **2,556** |
| Avg./Game | 167.1 | 159.8 |
| Sacked-Yds. Lost | 39-359 | 52-451 |
| Gross Yards | 3,032 | 3,007 |
| Att-Comp-Int | 456-242-29 | 454-220-25 |
| Comp. % | 53.1 | 48.5 |
| **Punts/Avg.** | **95-39.3** | **108-40.3** |
| **Net Avg.** | **33.6** | **35.0** |
| **Penalties/Yards** | **98-743** | **105-993** |
| **Fumbles/ Ball Lost** | **38-20** | **38-16** |
| **Touchdowns** | **41** | **38** |
| Rushing | 16 | 13 |
| Passing | 19 | 24 |
| Returns | 6 | 1 |

| Score by Periods | 1 | 2 | 3 | 4 | OT | T |
|---|---|---|---|---|---|---|
| **Rams** | 80 | 131 | 47 | 59 | 6 | 323 |
| Opponents | 47 | 98 | 81 | 83 | 0 | 309 |

| Scoring | TD | Ru | Pa | Rt | PAT | FG | S | Pts. |
|---|---|---|---|---|---|---|---|---|
| Frank Corral | 0 | 0 | 0 | 0 | 36-39 | 13-25 | 0 | 75 |
| Wendell Tyler | 10 | 9 | 1 | 0 | 0-0 | 0-0 | 0 | 60 |
| Cullen Bryant | 5 | 5 | 0 | 0 | 0-0 | 0-0 | 0 | 30 |
| Preston Dennard | 4 | 0 | 4 | 0 | 0-0 | 0-0 | 0 | 24 |
| Terry Nelson | 3 | 0 | 3 | 0 | 0-0 | 0-0 | 0 | 18 |
| Billy Waddy | 3 | 0 | 3 | 0 | 0-0 | 0-0 | 0 | 18 |
| Eddie Hill | 2 | 1 | 1 | 0 | 0-0 | 0-0 | 0 | 12 |
| Ron Jessie | 2 | 0 | 2 | 0 | 0-0 | 0-0 | 0 | 12 |
| Charlie Young | 2 | 0 | 2 | 0 | 0-0 | 0-0 | 0 | 12 |
| Jim Youngblood | 2 | 0 | 0 | 2 | 0-0 | 0-0 | 0 | 12 |
| Nolan Cromwell | 1 | 0 | 0 | 0 | 0-0 | 0-0 | 0 | 6 |
| Joe Harris | 1 | 0 | 0 | 1 | 0-0 | 0-0 | 0 | 6 |
| Drew Hill | 1 | 0 | 1 | 0 | 0-0 | 0-0 | 0 | 6 |
| Jim Jodat | 1 | 0 | 0 | 1 | 0-0 | 0-0 | 0 | 6 |
| Sid Justin | 1 | 0 | 0 | 1 | 0-0 | 0-0 | 0 | 6 |
| Williw Miller | 1 | 0 | 1 | 0 | 0-0 | 0-0 | 0 | 6 |
| Jack Reynolds | 1 | 0 | 0 | 1 | 0-0 | 0-0 | 0 | 6 |
| Ron Smith | 1 | 0 | 1 | 0 | 0-0 | 0-0 | 0 | 6 |
| Team | 0 | 0 | 0 | 0 | 0-1 | 0-0 | 1 | 2 |
| **Rams** | **41** | **16** | **19** | **6** | **36-40** | **13-25** | **1** | **323** |
| **Opponents** | **38** | **13** | **24** | **1** | **35-38** | **14-21** | **2** | **309** |

**Usual Starters**

| | | | |
|---|---|---|---|
| WR | Preston Dennard (11) | DE | Jack Youngblood (16) |
| LT | Doug France (13) | DT | Larry Brooks (16) |
| LG | Kent Hill (9) | DT | Mike Fanning (16) |
| C | Rich Saul (16) | DE | Fred Dryer (16) |
| RG | Dennis Harrah (12) | LLB | Jim Youngblood (16) |
| RT | Jackie Slater (16) | MLB | Jack Reynolds (16) |
| TE | Terry Nelson (16) | RLB | Bob Budzinski (16) |
| WR | Billy Waddy (6) | CB | Dwayne O'Steen (12) |
| QB | Pat Haden (10) | CB | Rod Perry (7) |
| FB | Cullen Bryant (16) | | Pat Thomas (7) |
| RB | Wenell Tyler (12) | SS | Dave Elmendorf (16) |
| | | FS | Nolan Cromwell (16) |

| Rushing | No. | Yards | Avg. | Long | TD |
|---|---|---|---|---|---|
| Wendell Tyler | 218 | 1,109 | 5.1 | 63t | 9 |
| Cullen Bryant | 177 | 619 | 3.5 | 15 | 5 |
| Lawrence McCutcheon | 73 | 243 | 3.3 | 21 | 0 |
| Elvis Peacock | 52 | 224 | 4.3 | 15 | 0 |
| Eddie Hill | 29 | 114 | 3.9 | 27 | 1 |
| Pat Haden | 16 | 97 | 6.1 | 17 | 0 |
| Preston Dennard | 4 | 32 | 8.0 | 15 | 0 |
| Jeff Rutledge | 5 | 27 | 5.4 | 14 | 0 |
| Jim Jodat | 6 | 6 | 1.0 | 4 | 0 |
| Nolan Cromwell | 1 | 5 | 5.0 | 5 | 1 |
| Willie Miller | 1 | 4 | 4.0 | 4 | 0 |
| Ken Clark | 1 | 3 | 3.0 | 3 | 0 |
| Vince Ferragamo | 3 | -2 | -0.7 | 2 | 0 |
| Bob Lee | 4 | -5 | -1.3 | 0 | 0 |
| Terry Nelson | 2 | -16 | -8.0 | -6 | 0 |
| **Rams** | **592** | **2,460** | **4.2** | **63t** | **16** |
| **Opponents** | **548** | **1,997** | **3.6** | **27** | **13** |

| Receiving | No. | Yards | Avg. | Long | TD |
|---|---|---|---|---|---|
| Preston Dennard | 43 | 766 | 17.8 | 50 | 4 |
| Wendell Tyler | 32 | 308 | 9.6 | 71t | 1 |
| Cullen Bryant | 31 | 227 | 7.3 | 24 | 0 |
| Terry Nelson | 25 | 293 | 11.7 | 26 | 3 |
| Elvis Peacock | 21 | 261 | 12.4 | 49 | 0 |
| Lawrence McCutcheon | 19 | 101 | 5.3 | 11 | 0 |
| Ron Smith | 16 | 300 | 18.8 | 38 | 1 |
| Billy Waddy | 14 | 220 | 15.7 | 40t | 3 |
| Charle Young | 13 | 144 | 11.1 | 23 | 2 |
| Ron Jessie | 11 | 169 | 15.4 | 39t | 2 |
| Willie Miller | 8 | 111 | 13.9 | 23 | 1 |
| Drew Hill | 4 | 94 | 23.5 | 43 | 1 |
| Eddie Hill | 4 | 36 | 9.0 | 21t | 1 |
| George Andrews | 1 | 2 | 2.0 | 2 | 0 |
| **Rams** | **242** | **3,032** | **12.5** | **71t** | **19** |
| **Opponents** | **220** | **3,007** | **13.7** | **68t** | **24** |

| Interceptions | No. | Yards | Avg. | Long | TD |
|---|---|---|---|---|---|
| Nolan Cromwell | 5 | 109 | 21.8 | 34 | 0 |
| Jim Youngblood | 5 | 89 | 17.8 | 34t | 2 |
| Dwayne O'Steen | 4 | 42 | 10.5 | 36 | 0 |
| Dave Elmendorf | 3 | 39 | 13.0 | 32 | 0 |
| Eddie Brown | 3 | 32 | 10.7 | 25 | 0 |
| Pat Thomas | 3 | 5 | 1.7 | 5 | 0 |
| Bob Brudzinski | 1 | 26 | 26.0 | 26 | 0 |
| Sid Justin | 1 | 13 | 13.0 | 13 | 0 |
| **Rams** | **25** | **355** | **14.2** | **36** | **2** |
| **Opponents** | **29** | **387** | **13.3** | **50** | **0** |

| Punting | No. | Yards | Avg. | TB | In20 | Long | Blk. |
|---|---|---|---|---|---|---|---|
| Ken Clark | 93 | 3,731 | 40.1 | 7 | 17 | 60 | 2 |
| **Rams** | **95** | **3,731** | **39.3** | **7** | **17** | **60** | **2** |
| **Opponents** | **108** | **4,347** | **40.3** | **11** | **20** | **73** | **2** |

| Punt Returns | No. | FC | Yards | Avg. | Long | TD |
|---|---|---|---|---|---|---|
| Eddie Brown | 56 | 19 | 332 | 5.9 | 30 | 0 |
| Drew Hill | 1 | 0 | 0 | 0.0 | 0 | 0 |
| Sid Justin | 1 | 0 | -2 | -2.0 | -2 | 0 |
| **Rams** | **58** | **19** | **330** | **5.7** | **30** | **0** |
| **Opponents** | **59** | **6** | **405** | **6.9** | **18** | **0** |

| Kickoff Returns | No. | Yards | Avg. | Long | TD |
|---|---|---|---|---|---|
| Drew Hill | 40 | 803 | 20.1 | 39 | 0 |
| Eddie Hill | 15 | 305 | 20.3 | 43 | 0 |
| Eddie Brown | 5 | 103 | 20.6 | 28 | 0 |
| Elvis Peacock | 3 | 46 | 15.3 | 18 | 0 |
| Jim Jodat | 2 | 19 | 9.5 | 19 | 0 |
| Wendell Tyler | 1 | 16 | 16.0 | 16 | 0 |
| **Rams** | **66** | **1,292** | **19.6** | **55** | **0** |
| **Opponents** | **58** | **1,303** | **22.5** | **70** | **0** |

| Field Goals | 1-19 | 20-29 | 30-39 | 40-49 | 50+ |
|---|---|---|---|---|---|
| Frank Corral | 1-1 | 5-5 | 2-6 | 5-12 | 0-1 |
| **RAMS** | 1-1 | 5-5 | 2-6 | 5-12 | 0-1 |
| **Opponents** | **1-1** | **1-2** | **10-12** | **2-5** | **0-1** |

**Frank Corral** (46) (30, 34, 40M) (49, 43) (47M, 47M) (52M, 38M) ( ) (42, 41) (42) (33) (40M, 23) (27, 47M) ( ) (23, 24, 39M) (39) (45M, 18, 24) ( )

**Opponents** (38) ( ) (32) (32B) (31M) (32) (32) (37, 31) (49, 71M, 31) ( ) (38, 35) ( ) (24M, 43, 19) (46, 43B) ( ) (49M, 35, 24)

| Passing | Att. | Comp. | Yards | Pct. | Yards/Att. | TD | TD% | Int. | Int% | Long | Sack/Lost | Rating |
|---|---|---|---|---|---|---|---|---|---|---|---|---|
| Pat Haden | 290 | 163 | 1,854 | 56.2 | 6.39 | 11 | 3.8 | 14 | 4.8 | 50 | 21/178 | 68.2 |
| Vince Ferragamo | 110 | 53 | 778 | 48.2 | 7.07 | 5 | 4.5 | 10 | 9.1 | 71t | 11/115 | 48.8 |
| Jeff Rutledge | 32 | 13 | 125 | 40.6 | 3.91 | 1 | 3.1 | 4 | 12.5 | 22 | 3/27 | 23.0 |
| Bob Lee | 22 | 11 | 243 | 50.0 | 11.05 | 2 | 9.1 | 1 | 4.5 | 41t | 4/39 | 101.4 |
| Ken Clark | 2 | 2 | 32 | 100.0 | 16.00 | 0 | 0.0 | 0 | 0.0 | 30 | 0/0 | 118.8 |
| **Rams** | **456** | **242** | **3,032** | **53.1** | **5.40** | **19** | **4.2** | **29** | **6.4** | **71t** | **39/359** | **61.4** |
| **Opponents** | **454** | **220** | **3,007** | **48.5** | **5.05** | **24** | **5.3** | **25** | **5.5** | **68t** | **52/451** | **64.7** |

# 1978 (12-4) 1st, NFC West - Ray Malavasi

| Date | W/L | Score | Opponent | Attend. |
|---|---|---|---|---|
| 9/3 | W | 16-14 | at Philadelphia | (64,721) |
| 9/10 | W | 10-0 | Atlanta | (46,201) |
| 9/17 | W | 27-14 | Dallas | (65,749) |
| 9/24 | W | 10-6 | at Houston | (45,749) |
| 10/1 | W | 26-20 | at New Orleans | (61,654) |
| 10/8 | W | 27-10 | San Francisco | (59,337) |
| 10/15 | W | 34-17 | at Minnesota | (46,551) |
| 10/22 | L | 3-10 | New Orleans | (47,574) |
| 10/30 | L | 7-15 | at Atlanta | (57,250) |
| 11/5 | W | 26-23 | Tampa Bay | (55,182) |
| 11/12 | W | 10-7 | Pittsburgh | (63,089) |
| 11/19 | W | 31-28 | at San Francisco | (45,022) |
| 11/26 | L | 19-30 | at Cleveland | (55,158) |
| 12/3 | W | 20-17 | at New York Giants | (62,629) |
| 12/11 | L | 19-20 | Cincinnati | (47,471) |
| 12/17 | W | 31-14 | Green Bay | (42,500) |
| **12/31** | **W** | **34-10** | **Minnesota*** | **(69,631)** |
| **1/7/1979** | **L** | **0-28** | **Dallas^** | **(67,470)** |
| Total Attendance | | | | (1,002,938) |

*** Denotes NFC Divisional game**
**^ Denotes NFC Championship**

| | Rams | OPP |
|---|---|---|
| **First Downs** | **301** | **229** |
| Rushing | 128 | 89 |
| Passing | 148 | 113 |
| Penalty | 25 | 27 |
| 3rd Down Efficiency | 92-245-37.6% | 80-236-33.9% |
| **Total Net Yards** | **5,182** | **3,893** |
| Avg./Game | 323.9 | 243.3 |
| Total Plays | 1,109 | 951 |
| Avg./Play | 4.7 | 4.1 |
| **Net Yards Rushing** | **2,308** | **1,845** |
| Avg./Game | 144.3 | 115.3 |
| Total Rushes | 609 | 505 |
| **Net Yards Passing** | **2,874** | **2,048** |
| Avg./Game | 179.6 | 128.0 |
| Sacked-Yds. Lost | 34-235 | 47-401 |
| Gross Yards | 3,109 | 2,449 |
| Att-Comp-Int | 466-236-22 | 399-188-28 |
| Comp. % | 50.6 | 47.1 |
| **Punts/Avg.** | **85-36.1** | **104-38.0** |
| **Net Avg.** | **32.3** | **30.2** |
| **Penalties/Yards** | **133-1169** | **100-755** |
| **Fumbles/ Ball Lost** | **39-22** | **33-15** |
| **Touchdowns** | **33** | **28** |
| Rushing | 12 | 11 |
| Passing | 13 | 15 |
| Returns | 8 | 2 |

| Score by Periods | 1 | 2 | 3 | 4 | T |
|---|---|---|---|---|---|
| **Rams** | 66 | 100 | 37 | 113 | 316 |
| Opponents | 20 | 70 | 57 | 98 | 245 |

| Scoring | TD | Ru | Pa | Rt | PAT | FG | S | Pts. |
|---|---|---|---|---|---|---|---|---|
| Frank Corral | 0 | 0 | 0 | 0 | 31-33 | 29-43 | 0 | 118 |
| Cullen Bryant | 7 | 7 | 0 | 0 | 0-0 | 0-0 | 0 | 42 |
| Willie Miller | 5 | 0 | 5 | 0 | 0-0 | 0-0 | 0 | 30 |
| John Cappelletti | 4 | 3 | 1 | 0 | 0-0 | 0-0 | 0 | 24 |
| Ron Jessie | 4 | 0 | 4 | 0 | 0-0 | 0-0 | 0 | 24 |
| Rod Perry | 3 | 0 | 0 | 3 | 0-0 | 0-0 | 0 | 18 |
| Nolan Cromwell | 2 | 1 | 0 | 1 | 0-0 | 0-0 | 0 | 12 |
| Lawrence McCutcheon | 2 | 0 | 2 | 0 | 0-0 | 0-0 | 0 | 12 |
| Billy Waddy | 1 | 0 | 1 | 0 | 0-0 | 0-0 | 0 | 6 |
| Dwight Scales | 1 | 0 | 0 | 1 | 0-0 | 0-0 | 0 | 6 |
| Terry Nelson | 1 | 1 | 0 | 0 | 0-0 | 0-0 | 0 | 6 |
| Bob Brudzinski | 1 | 0 | 0 | 1 | 0-0 | 0-0 | 0 | 6 |
| Isiah Robertson | 1 | 0 | 0 | 1 | 0-0 | 0-0 | 0 | 6 |
| Pat Thomas | 1 | 0 | 0 | 1 | 0-0 | 0-0 | 0 | 6 |
| **Rams** | **33** | **12** | **13** | **8** | **31-33** | **29-43** | **0** | **316** |
| **Opponents** | **28** | **11** | **15** | **2** | **26-28** | **17-26** | **0** | **245** |

**Usual Starters**

| | | | |
|---|---|---|---|
| WR | Ron Jessie (16) | DE | Jack Youngblood (16) |
| LT | Doug France (16) | DT | Larry Brooks (14) |
| LG | Tom Mack (16) | DT | Cody Jones (16) |
| C | Rich Saul (15) | DE | Fred Dryer (16) |
| RG | Dennis Harrah (15) | LLB | Jim Youngblood (16) |
| RT | John Williams (16) | MLB | Jack Reynolds (16) |
| TE | Terry Nelson (13) | RLB | Bob Budzinski (10)t |
| WR | Willie Miller (14) | CB | Pat Thomas (12) |
| QB | Pat Haden (16) | CB | Rod Perry (16) |
| FB | Cullen Bryant (9) | SS | Dave Elmendorf (16) |
| | John Cappelletti (14) | FS | Bill Simpson (16) |

| Rushing | No. | Yards | Avg. | Long | TD |
|---|---|---|---|---|---|
| Cullen Bryant | 178 | 658 | 3.7 | 26 | 7 |
| John Cappelletti | 174 | 604 | 3.5 | 26 | 3 |
| Lawrence McCutcheon | 118 | 420 | 3.6 | 18 | 0 |
| Pat Haden | 33 | 206 | 6.2 | 24 | 0 |
| Jim Jodat | 26 | 100 | 3.8 | 18 | 0 |
| Rod Phillips | 28 | 81 | 2.9 | 11 | 0 |
| Terry Nelson | 6 | 67 | 11.2 | 17 | 1 |
| Jerry Latin | 18 | 64 | 3.6 | 11 | 0 |
| Wendell Tyler | 14 | 45 | 3.2 | 18 | 0 |
| Billy Waddy | 5 | 31 | 6.2 | 11 | 0 |
| Nolan Cromwell | 1 | 16 | 16.0 | 16t | 1 |
| Vince Ferragamo | 2 | 10 | 5.0 | 12 | 0 |
| Anthony Davis | 3 | 7 | 2.3 | 4 | 0 |
| Charle Young | 2 | 6 | 3.0 | 5 | 0 |
| Willie Miller | 1 | -7 | -7.0 | -7 | 0 |
| **Rams** | **609** | **2,308** | **3.8** | **26** | **12** |
| **Opponents** | **505** | **1,845** | **3.7** | **57t** | **11** |

| Receiving | No. | Yards | Avg. | Long | TD |
|---|---|---|---|---|---|
| Willie Miller | 50 | 767 | 15.3 | 52 | 5 |
| Ron Jessie | 49 | 752 | 15.3 | 47t | 4 |
| John Cappelletti | 41 | 382 | 9.3 | 37 | 1 |
| Terry Nelson | 23 | 344 | 15.0 | 52 | 0 |
| Charle Young | 18 | 213 | 11.8 | 19 | 0 |
| Billy Waddy | 14 | 258 | 18.4 | 68t | 1 |
| Lawrence McCutcheon | 12 | 76 | 6.3 | 33 | 2 |
| Cullen Bryant | 8 | 76 | 9.5 | 37 | 0 |
| Rod Phillips | 7 | 48 | 6.9 | 16 | 0 |
| Dwight Scales | 5 | 105 | 21.0 | 38 | 0 |
| Preston Dennard | 3 | 35 | 11.7 | 15 | 0 |
| Jim Jodat | 3 | 21 | 7.0 | 10 | 0 |
| Wendell Tyler | 2 | 17 | 8.5 | 16 | 0 |
| Ron Smith | 1 | 15 | 15.0 | 15 | 0 |
| **Rams** | **236** | **3,109** | **12.2** | **68t** | **13** |
| **Opponents** | **188** | **2,449** | **13.0** | **66** | **15** |

| Interceptions | No. | Yards | Avg. | Long | TD |
|---|---|---|---|---|---|
| Rod Perry | 8 | 117 | 14.6 | 44t | 3 |
| Pat Thomas | 8 | 96 | 12.0 | 33t | 1 |
| Bill Simpson | 5 | 82 | 16.4 | 28 | 0 |
| Dave Elmendorf | 3 | 20 | 6.7 | 12 | 0 |
| Jim Youngblood | 2 | 50 | 25.0 | 36 | 0 |
| Bob Brudzinski | 1 | 31 | 31.0 | 31t | 1 |
| Nolan Cromwell | 1 | 31 | 31.0 | 31 | 0 |
| **Rams** | **28** | **427** | **15.3** | **44t** | **5** |
| **Opponents** | **22** | **269** | **12.2** | **44** | **0** |

| Punting | No. | Yards | Avg. | TB | In20 | Long | Blk. |
|---|---|---|---|---|---|---|---|
| Glen Walker | 83 | 3,069 | 37.0 | 5 | 26 | 61 | 2 |
| **Rams** | **83** | **3,069** | **36.1** | **5** | **26** | **61** | **2** |
| **Opponents** | **104** | **3,956** | **38.0** | **5** | **15** | **58** | **2** |

| Punt Returns | No. | FC | Yards | Avg. | Long | TD |
|---|---|---|---|---|---|---|
| Jackie Wallace | 52 | 5 | 618 | 11.9 | 58 | 0 |
| Eddie Brown | 1 | 0 | 13 | 13.0 | 13 | 0 |
| Cullen Bryant | 3 | 0 | 27 | 9.0 | 21 | 0 |
| Nolan Cromwell | 1 | 2 | 8 | 8.0 | 8 | 0 |
| Billy Waddy | 10 | 0 | 45 | 4.5 | 12 | 0 |
| **Rams** | **67** | **7** | **711** | **10.6** | **58** | **0** |
| **Opponents** | **38** | **19** | **223** | **5.9** | **57t** | **1** |

| Kickoff Returns | No. | Yards | Avg. | Long | TD |
|---|---|---|---|---|---|
| Jerry Latin | 22 | 467 | 21.2 | 41 | 0 |
| Jim Jodat | 22 | 447 | 20.3 | 35 | 0 |
| Larry Marshall | 2 | 50 | 25.0 | 38 | 0 |
| Rod Phillips | 3 | 52 | 17.3 | 24 | 0 |
| Wendell Tyler | 2 | 31 | 15.5 | 21 | 0 |
| Doug Smith | 1 | 8 | 8.0 | 8 | 0 |
| **Rams** | **52** | **1,055** | **20.3** | **41** | **0** |
| **Opponents** | **64** | **1,335** | **20.9** | **89t** | **1** |

| Field Goals | 1-19 | 20-29 | 30-39 | 40-49 | 50+ |
|---|---|---|---|---|---|
| Frank Corral | 2-2 | 13-15 | 8-12 | 6-13 | 0-1 |
| **Rams** | **2-2** | **13-15** | **8-12** | **6-13** | **0-1** |
| **Opponents** | **0-0** | **7-8** | **7-13** | **3-4** | **0-1** |

**Frank Corral** (29, 47, 46, 48M) (19) (47M) (25, 29B) (51M, 49M, 34, 39) (47, 45M, 38) (31, 40, 38M) (20, 38B) (49M, 43M) (29, 27, 32, 27) (25M, 37) (24, 31M) (25, 46, 26B, 27, 48) (27, 44M, 35) (37, 30, 29, 17) (24)

**Opponents** (37B) ( ) (49M) (32, 20) (26M) (25) (38) (32) (21, 37, 30, 26, 37) (42, 31M, 25, 30) (31M, 53M) (39M, 35M) (41) (27) (24, 37B, 42) ( )

| Passing | Att. | Comp. | Yards | Pct. | Yards/Att. | TD | TD% | Int. | Int% | Long | Sack/Lost | Rating |
|---|---|---|---|---|---|---|---|---|---|---|---|---|
| Pat Haden | 444 | 229 | 2,995 | 51.6 | 6.75 | 13 | 2.9 | 19 | 4.3 | 68t | 32/216 | 65.0 |
| Vince Ferragamo | 20 | 7 | 114 | 35.0 | 5.70 | 0 | 0.0 | 2 | 10.0 | 28 | 2/19 | 15.4 |
| Lawrence McCutcheon | 1 | 0 | 0 | 0.0 | 0.00 | 0 | 0.0 | 0 | 0.0 | 0 | 0/0 | 39.6 |
| Glen Walker | 1 | 0 | 0 | 0.0 | 0.00 | 0 | 0.0 | 1 | 100.0 | 0 | 0/0 | 0.0 |
| **Rams** | **466** | **236** | **3,109** | **50.6** | **5.75** | **13** | **2.8** | **22** | **4.9** | **68t** | **34/235** | **61.8** |
| **Opponents** | **399** | **188** | **2,449** | **47.1** | **5.13** | **15** | **3.8** | **28** | **7.1** | **66** | **47/401** | **50.2** |

# 1977 (10-4) 1st, NFC West - Chuck Knox

| Date | W/L | Score | Opponent | Attend. |
|---|---|---|---|---|
| 9/18 | L | 6-17 | at Atlanta | (55,649) |
| 9/25 | W | 20-0 | Philadelphia | (46,031) |
| 10/2 | W | 34-14 | San Francisco | (55,466) |
| 10/10 | L | 23-24 | at Chicago | (51,412) |
| 10/16 | W | 14-7 | New Orleans | (46,045) |
| 10/24 | W | 35-3 | Minnesota | (62,414) |
| 10/30 | L | 26-27 | at New Orleans | (59,023) |
| 11/6 | W | 31-0 | Tampa Bay | (45,493) |
| 11/13 | W | 24-6 | at Green Bay | (52,948) |
| 11/20 | W | 23-10 | at San Francisco | (56,779) |
| 11/27 | W | 9-0 | at Cleveland | (70,352) |
| 12/4 | W | 20-14 | Oakland | (67,075) |
| 12/11 | W | 23-7 | Atlanta | (52,574) |
| 12/17 | L | 14-17 | at Washington | (54,208) |
| **12/26** | **L** | **7-14** | **Minnesota*** | **(62,538)** |
| Total Attendance | | | | (838,007) |

*** Denotes NFC Divisional game**

| | Rams | OPP |
|---|---|---|
| **First Downs** | **270** | **203** |
| Rushing | 139 | 90 |
| Passing | 112 | 94 |
| Penalty | 19 | 19 |
| 3rd Down Efficiency | 100-228-43.9% | 59-200-29.5% |
| **Total Net Yards** | **4,591** | **3,575** |
| Avg./Game | 327.9 | 255.4 |
| Total Plays | 985 | 868 |
| Avg./Play | 4.7 | 4.1 |
| **Net Yards Rushing** | **2,575** | **1,698** |
| Avg./Game | 183.9 | 121.3 |
| Total Rushes | 621 | 462 |
| **Net Yards Passing** | **2,016** | **1,877** |
| Avg./Game | 144.0 | 134.1 |
| Sacked-Yds. Lost | 25-237 | 36-359 |
| Gross Yards | 2,253 | 2,236 |
| Att-Comp-Int | 339-182-11 | 370-180-25 |
| Comp. % | 53.7 | 48.6 |
| **Punts/Avg.** | **73-35.2** | **89-38.7** |
| **Net Avg.** | **31.4** | **33.2** |
| **Penalties/Yards** | **89-869** | **94-825** |
| **Fumbles/ Ball Lost** | **32-17** | **26-16** |
| **Touchdowns** | **36** | **18** |
| Rushing | 19 | 7 |
| Passing | 16 | 11 |
| Returns | 1 | 0 |

| Score by Periods | 1 | 2 | 3 | 4 | T |
|---|---|---|---|---|---|
| **Rams** | 68 | 102 | 41 | 91 | 302 |
| Opponents | 34 | 45 | 30 | 37 | 146 |

| Scoring | TD | Ru | Pa | Rt | PAT | FG | S | Pts. |
|---|---|---|---|---|---|---|---|---|
| Rafael Septien | 0 | 0 | 0 | 0 | 32-35 | 18-30 | 0 | 86 |
| Lawrence McCutcheon | 9 | 7 | 2 | 0 | 0-0 | 0-0 | 0 | 54 |
| John Cappelletti | 6 | 5 | 1 | 0 | 0-0 | 0-0 | 0 | 36 |
| Harold Jackson | 6 | 0 | 6 | 0 | 0-0 | 0-0 | 0 | 36 |
| Wendell Tyler | 3 | 3 | 0 | 0 | 0-0 | 0-0 | 0 | 18 |
| Terry Nelson | 3 | 0 | 3 | 0 | 0-0 | 0-0 | 0 | 18 |
| Pat Haden | 2 | 2 | 0 | 0 | 0-0 | 0-0 | 0 | 12 |
| Jim Jodat | 2 | 1 | 1 | 0 | 0-0 | 0-0 | 0 | 12 |
| Rod Phillips | 1 | 1 | 0 | 0 | 0-0 | 0-0 | 0 | 6 |
| Dwight Scales | 1 | 0 | 1 | 0 | 0-0 | 0-0 | 0 | 6 |
| Charle Young | 1 | 0 | 1 | 0 | 0-0 | 0-0 | 0 | 6 |
| Jim Youngblood | 1 | 0 | 0 | 1 | 0-0 | 0-0 | 0 | 6 |
| Billy Waddy | 1 | 0 | 1 | 0 | 0-0 | 0-0 | 0 | 6 |
| Bad Snap | 0 | 0 | 0 | 0 | 0-1 | 0-0 | 0 | 0 |
| **Rams** | **36** | **19** | **16** | **1** | **32-36** | **18-30** | **0** | **302** |
| **Opponents** | **18** | **7** | **11** | **0** | **17-18** | **7-18** | **0** | **146** |

## Usual Starters

| | | | |
|---|---|---|---|
| WR | Harold Jackson (14) | DE | Jack Youngblood (14) |
| LT | Doug France (13) | DT | Larry Brooks (14) |
| LG | Tom Mack (14) | DT | Cody Jones (14) |
| C | Rich Saul (14) | DE | Fred Dryer (14) |
| RG | Dennis Harrah (8) | LLB | Jim Youngblood (14) |
| RT | John Williams (14) | MLB | Jack Reynolds (6) |
| TE | Terry Nelson (14) | RLB | Isaiah Robertson (14) |
| WR | Billy Waddy (11) | CB | Pat Thomas (12) |
| QB | Pat Haden (10) | CB | Monte Jackson (14) |
| FB | John Cappelletti (14) | SS | Dave Elmendorf (14) |
| RB | Lawrence McCutcheon (14) | FS | Bill Simpson (14) |

| Rushing | No. | Yards | Avg. | Long | TD |
|---|---|---|---|---|---|
| Lawrence McCutcheon | 294 | 1,238 | 4.2 | 48 | 7 |
| John Cappelletti | 178 | 598 | 3.4 | 15 | 5 |
| Wendell Tyler | 61 | 317 | 5.2 | 44t | 3 |
| Rod Phillips | 37 | 183 | 4.9 | 25 | 1 |
| Pat Haden | 29 | 106 | 3.7 | 23 | 2 |
| Cullen Bryant | 6 | 42 | 7.0 | 24 | 0 |
| Billy Waddy | 2 | 34 | 17.0 | 30 | 0 |
| Terry Nelson | 3 | 31 | 10.3 | 18 | 0 |
| Jim Jodat | 5 | 15 | 3.0 | 5 | 1 |
| Harold Jackson | 1 | 6 | 6.0 | 6 | 0 |
| Joe Namath | 4 | 5 | 1.3 | 7 | 0 |
| Vince Ferragamo | 1 | 0 | 0.0 | 0 | 0 |
| **Rams** | **621** | **2,575** | **4.1** | **48** | **19** |
| **Opponents** | **462** | **1,698** | **3.7** | **51** | **7** |

| Receiving | No. | Yards | Avg. | Long | TD |
|---|---|---|---|---|---|
| Harold Jackson | 48 | 666 | 13.9 | 58 | 6 |
| Terry Nelson | 31 | 401 | 12.9 | 46 | 3 |
| John Cappelletti | 28 | 228 | 8.1 | 25t | 1 |
| Lawrence McCutcheon | 25 | 274 | 11.0 | 30 | 2 |
| Billy Waddy | 23 | 355 | 15.4 | 42 | 1 |
| Ron Jessie | 9 | 139 | 15.4 | 21 | 0 |
| Dwight Scales | 5 | 104 | 20.8 | 32 | 1 |
| Charle Young | 5 | 35 | 7.0 | 17 | 1 |
| Cullen Bryant | 4 | 28 | 7.0 | 14 | 0 |
| Jackie Wallace | 1 | 13 | 13.0 | 13 | 0 |
| Rod Phillips | 1 | 5 | 5.0 | 5 | 0 |
| Wendell Tyler | 1 | 3 | 3.0 | 3 | 0 |
| Jim Jodat | 1 | 2 | 2.0 | 2t | 1 |
| **Rams** | **182** | **2,253** | **12.4** | **58** | **16** |
| **Opponents** | **180** | **2,236** | **12.4** | **73t** | **11** |

| Interceptions | No. | Yards | Avg. | Long | TD |
|---|---|---|---|---|---|
| Bill Simpson | 6 | 157 | 26.2 | 42 | 0 |
| Pat Thomas | 5 | 97 | 19.4 | 30 | 0 |
| Monte Jackson | 5 | 73 | 14.6 | 33 | 0 |
| Dave Elmendorf | 2 | 51 | 25.5 | 27 | 0 |
| Jim Youngblood | 2 | 27 | 13.5 | 25t | 1 |
| Bob Brudzinski | 2 | 24 | 12.0 | 23 | 0 |
| Jackie Wallace | 1 | 23 | 23.0 | 23 | 0 |
| Isaiah Robertson | 1 | 20 | 20.0 | 20 | 0 |
| Rod Perry | 1 | 0 | 0.0 | 0 | 0 |
| **Rams** | **25** | **472** | **18.9** | **42** | **1** |
| **Opponents** | **11** | **136** | **12.4** | **43** | **0** |

| Punting | No. | Yards | Avg. | TB | In20 | Long | Blk. |
|---|---|---|---|---|---|---|---|
| Glen Walker | 73 | 2,568 | 35.2 | 8 | 11 | 56 | 0 |
| **Rams** | **73** | **2,568** | **35.2** | **8** | **11** | **56** | **0** |
| **Opponents** | **88** | **3,440** | **38.7** | **8** | **15** | **68** | **0** |

| Punt Returns | No. | FC | Yards | Avg. | Long | TD |
|---|---|---|---|---|---|---|
| Cullen Bryant | 20 | 1 | 141 | 7.1 | 26 | 0 |
| Billy Waddy | 31 | 5 | 219 | 7.1 | 48 | 0 |
| **Rams** | **51** | **6** | **360** | **7.1** | **48** | **0** |
| **Opponents** | **29** | **15** | **116** | **4.0** | **12** | **0** |

| Kickoff Returns | No. | Yards | Avg. | Long | TD |
|---|---|---|---|---|---|
| Wendell Tyler | 24 | 523 | 21.8 | 37 | 0 |
| Jim Jodat | 5 | 129 | 25.8 | 38 | 0 |
| Cullen Bryant | 2 | 35 | 17.5 | 26 | 0 |
| Rod Phillips | 1 | 10 | 10.0 | 10 | 0 |
| Carl Ekern | 1 | 8 | 8.0 | 8 | 0 |
| **Rams** | **33** | **705** | **21.4** | **38** | **0** |
| **Opponents** | **53** | **1,156** | **21.8** | **36** | **0** |

| Field Goals | 1-19 | 20-29 | 30-39 | 40-49 | 50+ |
|---|---|---|---|---|---|
| Rafael Septien | 1-1 | 10-11 | 5-6 | 2-10 | 0-2 |
| **Rams** | **1-1** | **10-11** | **5-6** | **2-10** | **0-2** |
| **Opponents** | **0-0** | **1-2** | **4-7** | **2-8** | **0-1** |

**Rafael Septien** ( ) (20, 23, 46M) (33, 36M, 24) (22, 29, 43M, 24) (29M) ( ) (36, 27, 52M) (31, 41M) (48M, 32, 41M) (45, 25,20, 46M) (18) (46M, 21, 44) (36) (51M, 40M)

**Opponents** (33, 42M) ( ) (24M) (33, 47M) (44M) (42) (23, 31, 50M, 42M) ( ) (39) (37M) ( ) (39B) (36M, 46M) (45M)

| Passing | Att. | Comp. | Yards | Pct. | Yards/Att. | TD | TD% | Int. | Int% | Long | Sack/Lost | Rating |
|---|---|---|---|---|---|---|---|---|---|---|---|---|
| Pat Haden | 216 | 122 | 1,551 | 56.5 | 7.18 | 11 | 5.1 | 6 | 2.8 | 58 | 17/151 | 84.4 |
| Joe Namath | 107 | 50 | 606 | 46.7 | 5.66 | 3 | 2.8 | 5 | 4.7 | 42 | 7/76 | 54.3 |
| Vince Ferragamo | 15 | 9 | 83 | 60.0 | 5.53 | 2 | 13.3 | 0 | 0.0 | 17 | 1/10 | 114.7 |
| Glen Walker | 1 | 1 | 13 | 100.0 | 13.00 | 0 | 0.0 | 0 | 0.0 | 13 | 0/0 | 118.8 |
| **Rams** | **339** | **182** | **2,253** | **53.7** | **5.54** | **16** | **4.7** | **11** | **3.2** | **58** | **25/237** | **76.7** |
| **Opponents** | **370** | **180** | **2,236** | **48.6** | **4.62** | **11** | **3.2** | **25** | **7.2** | **73** | **36/359** | **49.6** |

# 1976 (10-3-1) 1st, NFC West - Chuck Knox

| Date | W/L | Score | Opponent | Attend. |
|---|---|---|---|---|
| 9/12 | W | 30-14 | at Atlanta | (53,607) |
| 9/19 | T | 10-10 | at Minnesota (OT) | (47,310) |
| 9/26 | W | 24-10 | New York Giants | (60,698) |
| 10/3 | W | 31-28 | at Miami | (60,753) |
| 10/11 | L | 0-16 | San Francisco | (80,532) |
| 10/17 | W | 20-12 | Chicago | (71,751) |
| 10/24 | W | 16-10 | at New Orleans | (51,984) |
| 10/31 | W | 45-6 | Seattle | (52,035) |
| 11/8 | L | 12-20 | at Cincinnati | (52,480) |
| 11/14 | L | 28-30 | St. Louis | (64,698) |
| 11/21 | W | 23-3 | at San Francisco | (58,573) |
| 11/28 | W | 33-14 | New Orleans | (54,906) |
| 12/4 | W | 59-0 | Atlanta | (57,366) |
| 12/11 | W | 20-17 | at Detroit | (73,155) |
| **12/19** | **W** | **14-12** | **at Dallas*** | **(62,436)** |
| **12/26** | **L** | **13-24** | **at Minnesota^** | **(47,191)** |
| Total Attendance | | | | (949,475) |

*** Denotes NFC Divisional game**
**^ Denotes NFC Championship game**

| | Rams | OPP |
|---|---|---|
| **First Downs** | **265** | **213** |
| Rushing | 143 | 79 |
| Passing | 111 | 118 |
| Penalty | 11 | 16 |
| 3rd Down Eff. | 100-223-44.8% | 66-204-32.4% |
| **Total Net Yards** | **4,869** | **3,656** |
| Avg./Game | 347.8 | 261.1 |
| Total Plays | 960 | 871 |
| Avg./Play | 5.1 | 4.2 |
| **Net Yards Rushing** | **2,528** | **1,564** |
| Avg./Game | 180.6 | 111.7 |
| Total Rushes | 613 | 429 |
| **Net Yards Passing** | **2,341** | **2,092** |
| Avg./Game | 167.2 | 149.4 |
| Sacked-Yds. Lost | 32-288 | 45-395 |
| Gross Yards | 2,629 | 2,487 |
| Att-Comp-Int | 315-171-15 | 397-199-32 |
| Comp. % | 54.3 | 50.1 |
| **Punts/Avg.** | **79-38.1** | **95-41.2** |
| **Net Avg.** | **33.0** | **33.9** |
| **Penalties/Yards** | **83-764** | **82-747** |
| **Fumbles/ Ball Lost** | **29-21** | **31-16** |
| **Touchdowns** | **44** | **22** |
| Rushing | 23 | 11 |
| Passing | 17 | 11 |
| Returns | 4 | 0 |

| Score by Periods | 1 | 2 | 3 | 4 | OT | T |
|---|---|---|---|---|---|---|
| **Rams** | 62 | 81 | 79 | 129 | 0 | 351 |
| Opponents | 37 | 38 | 81 | 34 | 0 | 190 |

| Scoring | TD | Ru | Pa | Rt | PAT | FG | S | Pts. |
|---|---|---|---|---|---|---|---|---|
| Tom Dempsey | 0 | 0 | 0 | 0 | 36-44 | 17-26 | 0 | 87 |
| Lawrence McCutcheon | 11 | 9 | 2 | 0 | 0-0 | 0-0 | 0 | 66 |
| Ron Jessie | 6 | 0 | 6 | 0 | 0-0 | 0-0 | 0 | 36 |
| Harold Jackson | 5 | 0 | 5 | 0 | 0-0 | 0-0 | 0 | 30 |
| Pat Haden | 4 | 4 | 0 | 0 | 0-0 | 0-0 | 0 | 24 |
| Monte Jackson | 3 | 0 | 0 | 3 | 0-0 | 0-0 | 0 | 18 |
| Cullen Bryant | 3 | 2 | 0 | 1 | 0-0 | 0-0 | 0 | 18 |
| James Harris | 2 | 2 | 0 | 0 | 0-0 | 0-0 | 0 | 12 |
| John Cappelletti | 2 | 1 | 1 | 0 | 0-0 | 0-0 | 0 | 12 |
| Jim Bertelsen | 2 | 2 | 0 | 0 | 0-0 | 0-0 | 0 | 12 |
| Tom Geredine | 1 | 0 | 1 | 0 | 0-0 | 0-0 | 0 | 6 |
| Ron Jaworski | 1 | 1 | 0 | 0 | 0-0 | 0-0 | 0 | 6 |
| Bob Klein | 1 | 0 | 1 | 0 | 0-0 | 0-0 | 0 | 6 |
| Rod Phillips | 1 | 1 | 0 | 0 | 0-0 | 0-0 | 0 | 6 |
| Dwight Scales | 1 | 0 | 1 | 0 | 0-0 | 0-0 | 0 | 6 |
| Rob Scribner | 1 | 1 | 0 | 0 | 0-0 | 0-0 | 0 | 6 |
| **Rams** | **44** | **23** | **17** | **4** | **36-44** | **17-26** | **0** | **351** |
| **Opponents** | **22** | **11** | **11** | **0** | **20-22** | **12-20** | **0** | **190** |

**Usual Starters**

| | | | |
|---|---|---|---|
| WR | Harold Jackson (14) | DE | Jack Youngblood (14) |
| LT | Doug France (14) | DT | Larry Brooks (14) |
| LG | Tom Mack (14) | DT | Merlin Olsen (14) |
| C | Rich Saul (14) | DE | Fred Dryer (14) |
| RG | Dennis Harrah (14) | LLB | Jim Youngblood (11) |
| RT | John Williams (14) | MLB | Jack Reynolds (14) |
| TE | Rob Klein (11) | RLB | Isaiah Robertson (14) |
| WR | Ron Jessie (14) | CB | Rod Perry (14) |
| QB | James Harris (13) | CB | Monte Jackson (14) |
| FB | John Cappelletti (14) | SS | Dave Elmendorf (14) |
| RB | Lawrence McCutcheon (14) | FS | Bill Simpson (14) |

| Rushing | No. | Yards | Avg. | Long | TD |
|---|---|---|---|---|---|
| Lawrence McCutcheon | 291 | 1,168 | 4.0 | 40 | 9 |
| John Cappelletti | 177 | 688 | 3.9 | 38 | 1 |
| Rod Phillips | 34 | 206 | 6.1 | 33 | 1 |
| Jim Bertelsen | 42 | 155 | 3.7 | 18 | 2 |
| Pat Haden | 25 | 84 | 3.4 | 16 | 4 |
| James Harris | 12 | 76 | 6.3 | 20 | 2 |
| Cullen Bryant | 21 | 64 | 3.0 | 12 | 2 |
| Ron Jessie | 4 | 37 | 9.3 | 22 | 0 |
| Harold Jackson | 1 | 15 | 15.0 | 15 | 0 |
| Ron Jaworski | 2 | 15 | 7.5 | 14 | 1 |
| Rob Scribner | 2 | 12 | 6.0 | 11 | 1 |
| Tom Geredine | 1 | 8 | 8.0 | 8 | 0 |
| Steve Preece | 1 | 0 | 0.0 | 0 | 0 |
| **Rams** | **613** | **2,528** | **4.1** | **40** | **23** |
| **Opponents** | **429** | **1,564** | **3.6** | **60** | **11** |

| Receiving | No. | Yards | Avg. | Long | TD |
|---|---|---|---|---|---|
| Harold Jackson | 39 | 751 | 19.3 | 65 | 5 |
| Ron Jessie | 34 | 779 | 22.9 | 58 | 6 |
| John Cappelletti | 30 | 302 | 10.1 | 32 | 1 |
| Lawrence McCutcheon | 28 | 305 | 10.9 | 42 | 2 |
| Bob Klein | 20 | 229 | 11.5 | 26 | 1 |
| Jim Bertelsen | 6 | 33 | 5.5 | 10 | 0 |
| Terry Nelson | 4 | 48 | 12.0 | 16 | 0 |
| Rod Phillips | 4 | 23 | 5.8 | 15 | 0 |
| Dwight Scales | 3 | 105 | 35.0 | 80 | 1 |
| Cullen Bryant | 2 | 28 | 14.0 | 25 | 0 |
| Tom Geredine | 1 | 23 | 23.0 | 23 | 1 |
| Dennis Harrah | 0 | 3 | 0.0 | 0 | 0 |
| **Rams** | **171** | **2,629** | **15.4** | **80** | **17** |
| **Opponents** | **199** | **2,487** | **12.5** | **57** | **11** |

| Interceptions | No. | Yards | Avg. | Long | TD |
|---|---|---|---|---|---|
| Monte Jackson | 10 | 173 | 17.3 | 46 | 3 |
| Rod Perry | 8 | 79 | 9.9 | 43 | 0 |
| Bill Simpson | 4 | 62 | 15.5 | 30 | 0 |
| Isaiah Robertson | 4 | 28 | 7.0 | 14 | 0 |
| Jim Youngblood | 2 | 28 | 14.0 | 26 | 0 |
| Dave Elmendorf | 2 | 0 | 0.0 | 0 | 0 |
| Steve Preece | 1 | 6 | 6.0 | 6 | 0 |
| Rick Kay | 1 | 0 | 0.0 | 0 | 0 |
| **Rams** | **32** | **376** | **11.8** | **46** | **3** |
| **Opponents** | **15** | **211** | **14.1** | **42** | **0** |

| Punting | No. | Yards | Avg. | TB | In20 | Long | Blk. |
|---|---|---|---|---|---|---|---|
| Rusty Jackson | 77 | 3,006 | 39.0 | 6 | 16 | 61 | 0 |
| **Rams** | **79** | **3,006** | **38.1** | **6** | **16** | **61** | **2** |
| **Opponents** | **95** | **3,918** | **41.2** | **11** | **16** | **68** | **0** |

| Punt Returns | No. | FC | Yards | Avg. | Long | TD |
|---|---|---|---|---|---|---|
| Cullen Bryant | 29 | 2 | 321 | 11.1 | 25 | 0 |
| Dwight Scales | 4 | 0 | 46 | 11.5 | 21 | 0 |
| Rob Scribner | 8 | 1 | 54 | 6.8 | 20 | 0 |
| Jim Bertelsen | 10 | 0 | 55 | 5.5 | 19 | 0 |
| Freeman Johns | 1 | 0 | 0 | 0.0 | 0 | 0 |
| **Rams** | **52** | **3** | **476** | **9.2** | **25** | **0** |
| **Opponents** | **39** | **17** | **281** | **7.2** | **34** | **0** |

| Kickoff Returns | No. | Yards | Avg. | Long | TD |
|---|---|---|---|---|---|
| Cullen Bryant | 16 | 459 | 28.7 | 90 | 1 |
| Freeman Johns | 2 | 56 | 28.0 | 34 | 0 |
| Tom Geredine | 9 | 181 | 20.1 | 27 | 0 |
| Pat Thomas | 7 | 140 | 20.0 | 30 | 0 |
| Dwight Scales | 7 | 136 | 19.4 | 27 | 0 |
| Rob Scribner | 3 | 53 | 18.0 | 22 | 0 |
| Terry Nelson | 0 | 1 | 0.0 | 0 | 0 |
| **Rams** | **44** | **1,027** | **23.3** | **90** | **1** |
| **Opponents** | **70** | **1,383** | **19.8** | **84** | **0** |

| Field Goals | 1-19 | 20-29 | 30-39 | 40-49 | 50+ |
|---|---|---|---|---|---|
| Tom Dempsey | 2-2 | 5-8 | 4-5 | 6-10 | 0-1 |
| **Rams** | **2-2** | **5-8** | **4-5** | **6-10** | **0-1** |
| **Opponents** | **3-3** | **3-3** | **2-3** | **4-8** | **0-3** |

**Tom Dempsey** (25) (48M, 42, 20M) (44) (49B, 22B, 29M, 19) (47M) (44, 52M, 37) (49) (20) (19, 23) ( ) (42) (33, 25) (42, 29) (35, 32, 27M, 42M)

**Opponents** ( ) (33, 41M, 35M) (22) (42M) (18) (42, 50M, 48M, 42M) (22) (43, 41) (50M) (40, 32, 25) (19, 50M) ( ) ( ) (19)

| Passing | Att. | Comp. | Yards | Pct. | Yards/Att. | TD | TD% | Int. | Int% | Long | Sack/Lost | Rating |
|---|---|---|---|---|---|---|---|---|---|---|---|---|
| Pat Haden | 105 | 60 | 896 | 57.1 | 8.53 | 8 | 7.6 | 4 | 3.8 | 65 | 13/86 | 94.7 |
| James Harris | 158 | 91 | 1,460 | 57.6 | 9.24 | 8 | 5.1 | 6 | 3.8 | 80 | 14/151 | 89.8 |
| Ron Jaworski | 52 | 20 | 273 | 38.5 | 5.25 | 1 | 1.9 | 5 | 9.6 | 42 | 5/51 | 22.8 |
| **Rams** | **315** | **171** | **2,629** | **54.3** | **6.75** | **17** | **5.4** | **15** | **4.8** | **80** | **32/288** | **80.1** |
| **Opponents** | **397** | **199** | **2,487** | **50.1** | **4.73** | **11** | **2.8** | **32** | **8.1** | **57** | **45/395** | **45.6** |

# 1975 (12-2) 1st, NFC West - Chuck Knox

| Date | W/L | Score | Opponent | Attend. |
|---|---|---|---|---|
| 9/21 | L | 7-18 | at Dallas | (49,091) |
| 9/28 | W | 23-14 | at San Francisco | (57,379) |
| 10/5 | W | 24-13 | Baltimore | (60,011) |
| 10/12 | W | 13-10 | at San Diego (OT) | (38,482) |
| 10/19 | W | 22-7 | Atlanta | (60,581) |
| 10/26 | W | 38-14 | New Orleans | (54,723) |
| 11/3 | W | 42-3 | at Philadelphia | (64,601) |
| 11/9 | L | 23-24 | San Francisco | (74,064) |
| 11/16 | W | 16-7 | at Atlanta | (44,595) |
| 11/23 | W | 28-10 | Chicago | (58,690) |
| 11/27 | W | 20-0 | at Detroit | (69,552) |
| 12/7 | W | 14-7 | at New Orleans | (39,958) |
| 12/14 | W | 22-5 | Green Bay | (59,312) |
| 12/20 | W | 10-3 | Pittsburgh | (69,389) |
| **12/27** | **W** | **35-23** | **St. Louis*** | **(72,650)** |
| **1/4** | **L** | **7-37** | **Dallas^** | **(84,843)** |
| Total Attendance | | | | (957,921) |

*** Denotes NFC Divisional game**
**^ Denotes NFC Championship game**

| | Rams | OPP |
|---|---|---|
| **First Downs** | **273** | **204** |
| Rushing | 134 | 77 |
| Passing | 120 | 103 |
| Penalty | 19 | 24 |
| 3rd Down Efficiency | 95-214-44.4% | 74-207-35.7% |
| **Total Net Yards** | **4,566** | **3,322** |
| Avg./Game | 326.1 | 237.3 |
| Total Plays | 949 | 853 |
| Avg./Play | 4.8 | 3.9 |
| **Net Yards Rushing** | **2,371** | **1,533** |
| Avg./Game | 169.4 | 109.5 |
| Total Rushes | 585 | 423 |
| **Net Yards Passing** | **2,195** | **1,789** |
| Avg./Game | 156.8 | 127.8 |
| Sacked-Yds. Lost | 30-255 | 43-337 |
| Gross Yards | 2,450 | 2,126 |
| Att-Comp-Int | 334-181-17 | 387-187-22 |
| Comp. % | 54.2 | 48.3 |
| **Punts/Avg.** | **73-39.4** | **89-39.7** |
| **Penalties/Yards** | **73-746** | **85-626** |
| **Fumbles/ Ball Lost** | **26-8** | **31-18** |
| **Touchdowns** | **36** | **15** |
| Rushing | 18 | 4 |
| Passing | 14 | 11 |
| Returns | 4 | 0 |

| Score by Periods | 1 | 2 | 3 | 4 | OT | T |
|---|---|---|---|---|---|---|
| **Rams** | 65 | 71 | 71 | 102 | 3 | 312 |
| Opponents | 15 | 35 | 34 | 51 | 0 | 135 |

| Scoring | TD | Ru | Pa | Rt | PAT | FG | S | Pts. |
|---|---|---|---|---|---|---|---|---|
| Tom Dempsey | 0 | 0 | 0 | 0 | 31-36 | 21-26 | 0 | 94 |
| Harold Jackson | 7 | 0 | 7 | 0 | 0-0 | 0-0 | 0 | 42 |
| John Cappelletti | 6 | 6 | 0 | 0 | 0-0 | 0-0 | 0 | 36 |
| Jim Bertelsen | 3 | 3 | 0 | 0 | 0-0 | 0-0 | 0 | 18 |
| Ron Jessie | 3 | 0 | 3 | 0 | 0-0 | 0-0 | 0 | 18 |
| Lawrence McCutcheon | 3 | 2 | 1 | 0 | 0-0 | 0-0 | 0 | 18 |
| Bob Klein | 2 | 0 | 2 | 0 | 0-0 | 0-0 | 0 | 12 |
| Cullen Bryant | 2 | 2 | 0 | 0 | 0-0 | 0-0 | 0 | 12 |
| Rob Scribner | 2 | 2 | 0 | 0 | 0-0 | 0-0 | 0 | 12 |
| Ron Jaworski | 2 | 2 | 0 | 0 | 0-0 | 0-0 | 0 | 12 |
| James Harris | 1 | 1 | 0 | 0 | 0-0 | 0-0 | 0 | 6 |
| Jack Snow | 1 | 0 | 1 | 0 | 0-0 | 0-0 | 0 | 6 |
| Monte Jackson | 1 | 0 | 0 | 1 | 0-0 | 0-0 | 0 | 6 |
| Isaiah Roberston | 1 | 0 | 0 | 1 | 0-0 | 0-0 | 0 | 6 |
| Fred Dryer | 1 | 0 | 0 | 1 | 0-0 | 0-0 | 0 | 6 |
| Jim Peterson | 1 | 0 | 0 | 1 | 0-0 | 0-0 | 0 | 6 |
| Jack Youngblood | 0 | 0 | 0 | 0 | 0-0 | 0-0 | 2 | 2 |
| **Rams** | **36** | **18** | **14** | **4** | **31-36** | **21-26** | **1** | **312** |
| **Opponents** | **15** | **4** | **11** | **0** | **13-15** | **10-19** | **0** | **135** |

**Usual Starters**

| | | | |
|---|---|---|---|
| WR | Harold Jackson (14) | DE | Jack Youngblood (14) |
| LT | Charlie Cowan (13) | DT | Larry Brooks (9) |
| LG | Tom Mack (14) | DT | Merlin Olsen (14) |
| C | Rich Saul (14) | DE | Fred Dryer (14) |
| RG | Joe Scibelli (14) | LLB | Ken Geddes (14) |
| RT | John Williams (14) | MLB | Jack Reynolds (14) |
| TE | Bob Klein (11) | RLB | Isaiah Robertson (14) |
| WR | Ron Jessie (14) | CB | Eddie McMillan (14) |
| QB | James Harris (13) | CB | Monte Jackson (9) |
| FB | Cullen Bryant (13) | SS | Dave Elmendorf (14) |
| RB | Lawrence McCutcheon (14) | FS | Bill Simpson (14) |

| Rushing | No. | Yards | Avg. | Long | TD |
|---|---|---|---|---|---|
| McCutcheon | 213 | 911 | 4.3 | 43 | 2 |
| Bryant | 117 | 467 | 4.0 | 18 | 2 |
| Bertelsen | 116 | 457 | 3.9 | 19 | 3 |
| Scribner | 42 | 216 | 5.1 | 34 | 2 |
| Cappelletti | 48 | 158 | 3.3 | 30 | 6 |
| Phillips | 17 | 69 | 4.1 | 20 | 0 |
| J. Harris | 18 | 45 | 2.5 | 15 | 1 |
| Jaworski | 12 | 33 | 2.8 | 21 | 2 |
| Jessie | 2 | 15 | 7.5 | 9 | 0 |
| **Rams** | **585** | **2,371** | **4.1** | **43** | **18** |
| **Opponents** | **423** | **1,533** | **3.6** | **38** | **4** |

| Receiving | No. | Yds. | Avg. | Long | TD |
|---|---|---|---|---|---|
| H. Jackson | 43 | 786 | 18.3 | 54 | 7 |
| Jessie | 41 | 547 | 13.3 | 34 | 3 |
| McCutcheon | 31 | 230 | 7.4 | 24 | 1 |
| Bryant | 20 | 229 | 11.5 | 31 | 0 |
| Klein | 16 | 237 | 14.8 | 44 | 2 |
| Bertelsen | 14 | 208 | 14.9 | 22 | 0 |
| McGee | 6 | 83 | 13.8 | 22 | 0 |
| Snow | 4 | 86 | 21.5 | 42 | 1 |
| Scribner | 2 | 28 | 14.0 | 25 | 0 |
| Phillips | 2 | 10 | 5.0 | 8 | 0 |
| T. Nelson | 1 | 5 | 5.0 | 5 | 0 |
| Cowan | 1 | 1 | 1.0 | 1 | 0 |
| **Rams** | **181** | **2,450** | **13.5** | **54** | **14** |
| **Opponents** | **187** | **2,126** | **11.4** | **68** | **11** |

| Interceptions | No. | Yards | Avg. | Long | TD |
|---|---|---|---|---|---|
| Simpson | 6 | 90 | 15.0 | 29 | 0 |
| Robertson | 4 | 118 | 29.5 | 76 | 1 |
| Elmendorf | 4 | 48 | 12.0 | 26 | 0 |
| McMillan | 3 | 64 | 21.3 | 31 | 0 |
| M. Jackson | 2 | 13 | 6.5 | 10 | 0 |
| Dryer | 1 | 20 | 20.0 | 20 | 1 |
| Reynolds | 1 | 15 | 15.0 | 15 | 0 |
| Geddes | 1 | 4 | 4.0 | 4 | 0 |
| **Rams** | **22** | **372** | **16.9** | **76** | **2** |
| **Opponents** | **17** | **204** | **12.0** | **37** | **0** |

| Punting | No. | Yards | Avg. | Long | Blk. |
|---|---|---|---|---|---|
| Carrell | 73 | 2,874 | 39.4 | 57 | 0 |
| **RAMS** | **73** | **2,874** | **39.4** | **57** | **0** |
| **Opponents** | **89** | **3,529** | **39.7** | **60** | **3** |

| Punt Returns | No. | FC | Yards | Avg. | Long | TD |
|---|---|---|---|---|---|---|
| Bryant | 2 | 0 | 47 | 23.5 | 40 | 0 |
| Bertelsen | 11 | 1 | 143 | 13.0 | 38 | 0 |
| Elmendorf | 15 | 0 | 125 | 8.3 | 23 | 0 |
| Scribner | 26 | 1 | 205 | 7.9 | 16 | 0 |
| Simpson | 1 | 0 | -3 | -3.0 | -3 | 0 |
| **Rams** | **55** | **2** | **517** | **9.4** | **40** | **0** |
| **Opponents** | **45** | **5** | **406** | **9.0** | **39** | **0** |

| Kickoff Returns | No. | Yards | Avg. | Long | TD |
|---|---|---|---|---|---|
| Scribner | 1 | 24 | 24.0 | 24 | 0 |
| McGee | 17 | 404 | 23.8 | 46 | 0 |
| Bryant | 12 | 280 | 23.3 | 42 | 0 |
| Bertlesen | 1 | 17 | 17.0 | 17 | 0 |
| Cappelletti | 3 | 39 | 13.0 | 17 | 0 |
| **Rams** | **34** | **764** | **22.5** | **46** | **0** |
| **Opponents** | **64** | **1,347** | **21.0** | **40** | **0** |

| Field Goals | 1-19 | 20-29 | 30-39 | 40-49 | 50+ |
|---|---|---|---|---|---|
| Tom Dempsey | 2-2 | 7-7 | 7-10 | 4-5 | 1-2 |
| **Rams** | **2-2** | **7-7** | **7-10** | **4-5** | **1-2** |
| **Opponents** | **1-1** | **2-3** | **5-7** | **1-2** | **2-3** |

**Tom Dempsey** ( ) (47, 31, 51) (27) (19, 57M, 41M, 22) (35, 25, 20) (39) ( ) (23) (33, 42, 17) (27) ( ) (47, 37) (40, 39, 38) (26)

**Opponents** (32M, 25, 28M, 39, 19, 31) (62M, 38M) ( ) (38M, 42M, 36) ( ) (36) (54) ( ) (55) ( ) ( ) (48) (20)

| Passing | Att. | Comp. | Yards | Pct. | Yards/Att. | TD | TD% | Int. | Int% | Long | Sack/Lost | Rating |
|---|---|---|---|---|---|---|---|---|---|---|---|---|
| James Harris | 285 | 157 | 2,148 | 55.1 | 7.54 | 14 | 4.9 | 15 | 5.3 | 54 | 21/180 | 73.7 |
| Ron Jaworski | 48 | 24 | 302 | 50.0 | 6.29 | 0 | 0.0 | 2 | 4.2 | 25 | 9/75 | 52.5 |
| Lawrence McCutcheon | 1 | 0 | 0 | 0.0 | 0.00 | 0 | 0.0 | 0 | 0.0 | 0 | 0/0 | 39.6 |
| **Rams** | **334** | **181** | **2,450** | **54.2** | **6.03** | **14** | **4.2** | **17** | **5.1** | **54** | **30/255** | **70.6** |
| **Opponents** | **387** | **187** | **2,126** | **48.3** | **4.16** | **11** | **2.8** | **22** | **5.7** | **68** | **43/337** | **51.0** |

# 1974 (10-4) 1st, NFC West - Chuck Knox

| Date | W/L | Score | Opponent | Attend. |
|---|---|---|---|---|
| 9/15 | W | 17-10 | at Denver | (56,981) |
| 9/22 | W | 24-0 | New Orleans | (57,314) |
| 9/29 | L | 14-20 | at New England | (59,712) |
| 10/6 | W | 16-13 | Detroit | (56,599) |
| 10/13 | L | 6-17 | at Green Bay (Mil.) | (45,938) |
| 10/20 | W | 37-14 | San Francisco | (67,319) |
| 10/27 | W | 20-13 | at New York Jets | (56,110) |
| 11/4 | W | 15-13 | at San Francisco | (57,526) |
| 11/10 | W | 21-0 | Atlanta | (62,133) |
| 11/17 | L | 7-20 | at New Orleans | (35,727) |
| 11/24 | W | 20-17 | Minnesota | (84,327) |
| 12/1 | W | 30-7 | at Atlanta | (18,648) |
| 12/9 | L | 17-23 | Washington | (87,313) |
| 12/15 | W | 19-14 | Buffalo | (78,967) |
| **12/22** | **W** | **19-10** | **Washington*** | **(80,118)** |
| **12/29** | **L** | **10-14** | **at Minnesota^** | **(47,404)** |
| Total Attendance | | | | (952,136) |

*** Denotes NFC Divisional game**
**^ Denotes NFC Championship game**

| | Rams | OPP |
|---|---|---|
| **First Downs** | **265** | **186** |
| Rushing | 132 | 66 |
| Passing | 112 | 109 |
| Penalty | 21 | 11 |
| 3rd Down Efficiency | 88-202-42.6% | 65-205-31.7% |
| **Total Net Yards** | **4,332** | **3,404** |
| Avg./Game | 309.4 | 243.1 |
| Total Plays | 925 | 806 |
| Avg./Play | 4.7 | 4.2 |
| **Net Yards Rushing** | **2,125** | **1,302** |
| Avg./Game | 151.8 | 93.0 |
| Total Rushes | 566 | 381 |
| **Net Yards Passing** | **2,207** | **2,102** |
| Avg./Game | 157.6 | 150.1 |
| Sacked-Yds. Lost | 21-161 | 44-363 |
| Gross Yards | 2,368 | 2,465 |
| Att-Comp-Int | 338-169-13 | 381-194-22 |
| Comp. % | 50.0 | 50.9 |
| **Punts/Avg.** | **75-36.4** | **95-41.2** |
| **Penalties/Yards** | **58-550** | **82-772** |
| **Fumbles/ Ball Lost** | **29-14** | **15-3** |
| **Touchdowns** | **35** | **22** |
| Rushing | 16 | 4 |
| Passing | 16 | 16 |
| Returns | 3 | 2 |

| Score by Periods | 1 | 2 | 3 | 4 | T |
|---|---|---|---|---|---|
| **Rams** | 63 | 65 | 57 | 78 | 263 |
| Opponents | 3 | 85 | 45 | 48 | 181 |

| Scoring | TD | Ru | Pa | Rt | PAT | FG | S | Pts. |
|---|---|---|---|---|---|---|---|---|
| David Ray | 0 | 0 | 0 | 0 | 25-31 | 9-16 | 0 | 52 |
| Tony Baker | 5 | 5 | 0 | 0 | 0-0 | 0-0 | 0 | 30 |
| James Harris | 5 | 5 | 0 | 0 | 0-0 | 0-0 | 0 | 30 |
| Harold Jackson | 5 | 0 | 5 | 0 | 0-0 | 0-0 | 0 | 30 |
| Lawrence McCutcheon | 5 | 3 | 2 | 0 | 0-0 | 0-0 | 0 | 30 |
| Bob Klein | 4 | 0 | 4 | 0 | 0-0 | 0-0 | 0 | 24 |
| Jack Snow | 3 | 0 | 3 | 0 | 0-0 | 0-0 | 0 | 18 |
| Jim Bertelsen | 2 | 2 | 0 | 0 | 0-0 | 0-0 | 0 | 12 |
| Dave Elmendorf | 2 | 0 | 0 | 2 | 0-0 | 0-0 | 0 | 12 |
| Cullen Bryant | 1 | 0 | 0 | 1 | 0-0 | 0-0 | 0 | 6 |
| Ron Jaworski | 1 | 1 | 0 | 0 | 0-0 | 0-0 | 0 | 6 |
| Lance Rentzel | 1 | 0 | 1 | 0 | 0-0 | 0-0 | 0 | 6 |
| Rob Scribner | 1 | 0 | 1 | 0 | 0-0 | 0-0 | 0 | 6 |
| Mike Burke | 0 | 0 | 0 | 0 | 1-3 | 0-0 | 0 | 1 |
| **Rams** | **35** | **16** | **16** | **3** | **26-35** | **9-16** | **0** | **263** |
| **Opponents** | **22** | **4** | **16** | **2** | **19-22** | **10-14** | **0** | **181** |

**Usual Starters**

| | | | |
|---|---|---|---|
| WR | Harold Jackson (14) | DE | Jack Youngblood (14) |
| LT | Charlie Cowan (13) | DT | Larry Brooks (13) |
| LG | Tom Mack (14) | DT | Merlin Olsen (14) |
| C | Ken Iman (14) | DE | Fred Dryer (14) |
| RG | Joe Scibelli (14) | LLB | Ken Geddes (14) |
| RT | John Williams (14) | MLB | Jack Reynolds (14) |
| TE | Bob Klein (11) | RLB | Isaish Robertson (14) |
| WR | Jack Snow (14) | CB | Eddie McMillan (9) |
| QB | James Harris (9) | CB | Charlie Stukes (13) |
| RB | Jim Bertelsen (13) | SS | Dave Elmendorf (14) |
| RB | Lawrence McCutcheon (14) | FS | Steve Preece (9) |

| Rushing | No. | Yards | Avg. | Long | TD |
|---|---|---|---|---|---|
| Lawrence McCutcheon | 236 | 1,109 | 4.7 | 23 | 3 |
| Jim Bertelsen | 127 | 419 | 3.3 | 20 | 2 |
| John Cappelletti | 55 | 198 | 3.6 | 20 | 0 |
| Tony Baker | 53 | 135 | 2.5 | 13 | 5 |
| James Harris | 42 | 112 | 2.7 | 15 | 5 |
| Les Josephson | 11 | 35 | 3.2 | 8 | 0 |
| Ron Jaworski | 7 | 34 | 4.9 | 17 | 1 |
| John Hadl | 11 | 28 | 2.5 | 9 | 0 |
| Rob Scribner | 9 | 24 | 2.7 | 5 | 0 |
| Cullen Bryant | 10 | 24 | 2.4 | 7 | 0 |
| Jack Snow | 1 | 13 | 13.0 | 13 | 0 |
| Harold Jackson | 1 | 4 | 4.0 | 4 | 0 |
| Terry Nelson | 1 | 3 | 3.0 | 3 | 0 |
| Steve Preece | 1 | -4 | -4.0 | -4 | 0 |
| Lance Rentzel | 1 | -9 | -9,0 | -9 | 0 |
| **Rams** | **566** | **2,125** | **3.8** | **23** | **16** |
| **Opponents** | **381** | **1,302** | **3.4** | **25** | **4** |

| Receiving | No. | Yards | Avg. | Long | TD |
|---|---|---|---|---|---|
| Lawrence McCutcheon | 39 | 408 | 10.5 | 50 | 2 |
| Harold Jackson | 30 | 514 | 17.1 | 44 | 5 |
| Jack Snow | 24 | 397 | 16.5 | 44 | 3 |
| Bob Klein | 24 | 336 | 14.0 | 32 | 4 |
| Jim Bertelsen | 20 | 175 | 8.8 | 19 | 0 |
| Lance Rentzel | 18 | 396 | 22.0 | 38 | 1 |
| John Cappelletti | 6 | 35 | 5.8 | 9 | 0 |
| Tony Baker | 4 | 65 | 16.3 | 42 | 0 |
| Rob Scribner | 2 | 28 | 14.0 | 14 | 1 |
| Cullen Bryant | 2 | 14 | 7.0 | 8 | 0 |
| **Rams** | **169** | **2,368** | **14.0** | **50** | **16** |
| **Opponents** | **194** | **2,465** | **12.7** | **79** | **16** |

| Interceptions | No. | Yards | Avg. | Long | TD |
|---|---|---|---|---|---|
| Dave Elmendorf | 7 | 186 | 26.6 | 57 | 2 |
| Tim Stukes | 7 | 90 | 12.9 | 41 | 0 |
| Steve Preece | 3 | 38 | 12.7 | 17 | 0 |
| Ken Geddes | 2 | 15 | 7.5 | 15 | 0 |
| Isaiah Robertson | 2 | 11 | 5.5 | 6 | 0 |
| Bill Simpson | 1 | 0 | 0.0 | 0 | 0 |
| **Rams** | **22** | **340** | **15.5** | **57** | **2** |
| **Opponents** | **13** | **92** | **7.1** | **33** | **0** |

| Punting | No. | Yards | Avg. | Long | Blk. |
|---|---|---|---|---|---|
| Mike Burke | 46 | 1,701 | 37.0 | 51 | 0 |
| Dave Chapple | 29 | 1,028 | 35.4 | 51 | 1 |
| **Rams** | **75** | **2,729** | **36.4** | **51** | **1** |
| **Opponents** | **95** | **3,917** | **41.2** | **71** | **1** |

| Punt Returns | No. | FC | Yards | Avg. | Long | TD |
|---|---|---|---|---|---|---|
| Jim Bertelsen | 11 | 4 | 132 | 12.0 | 19 | 0 |
| Cullen Bryant | 17 | 0 | 171 | 10.1 | 23 | 0 |
| Rob Scribner | 8 | 1 | 70 | 8.8 | 23 | 0 |
| Dave Elmendorf | 17 | 0 | 134 | 7.9 | 18 | 0 |
| **Rams** | **53** | **5** | **507** | **9.6** | **23** | **0** |
| **Opponents** | **40** | **5** | **453** | **11.3** | **68** | **1** |

| Kickoff Returns | No. | Yards | Avg. | Long | TD |
|---|---|---|---|---|---|
| Cullen Bryant | 23 | 617 | 26.8 | 84 | 1 |
| Willie McGee | 12 | 288 | 24.0 | 35 | 0 |
| Pat Curran | 1 | 16 | 16.0 | 16 | 0 |
| Cappelletti | 2 | 17 | 8.5 | 12 | 0 |
| Scribner | 1 | 0 | 0.0 | 0 | 0 |
| Ji. Youngblood | 1 | 0 | 0.0 | 0 | 0 |
| **Rams** | **40** | **938** | **23.5** | **84** | **1** |
| **Opponents** | **58** | **1,232** | **21.2** | **43** | **0** |

| Field Goals | 1-19 | 20-29 | 30-39 | 40-49 | 50+ |
|---|---|---|---|---|---|
| David Ray | 1-1 | 5-6 | 2-5 | 1-4 | 0-0 |
| **Rams** | **1-1** | **5-6** | **2-5** | **1-4** | **0-0** |
| **Opponents** | **0-0** | **3-3** | **4-4** | **1-2** | **1-1** |

**David Ray** (19, 45M) (20) (41B) (20) ( ) (46) (31M) (20) ( ) (36M) ( ) (20M, 23) (37) ( )

**Opponents** (39) ( ) (39, 23) ( ) ( ) ( ) ( ) (46, 31, 44B) ( ) (28, 51) (36) ( ) (25) ( )

| Passing | Att. | Comp. | Yards | Pct. | Yards/Att. | TD | TD% | Int. | Int% | Long | Sack/Lost | Rating |
|---|---|---|---|---|---|---|---|---|---|---|---|---|
| James Harris | 198 | 106 | 1,544 | 53.5 | 7.80 | 11 | 5.6 | 6 | 3.0 | 50 | 12/101 | 85.3 |
| John Hadl | 115 | 53 | 680 | 46.1 | 5.91 | 5 | 4.3 | 6 | 5.2 | 38 | 6/36 | 57.8 |
| Ron Jaworski | 24 | 10 | 144 | 41.7 | 6.00 | 0 | 0.0 | 1 | 4.2 | 22 | 3/4 | 44.3 |
| Mike Burke | 1 | 0 | 0 | 0.0 | 0.00 | 0 | 0.0 | 0 | 0.0 | 0 | 0/0 | 39.6 |
| **Rams** | **338** | **169** | **2,368** | **50.0** | **6.19** | **16** | **4.7** | **13** | **3.8** | **50** | **21/161** | **69.2** |
| **Opponents** | **381** | **194** | **2,465** | **50.9** | **4.96** | **16** | **4.2** | **22** | **5.8** | **79** | **44/363** | **61.6** |

# 1973 (12-2) 1st, NFC West - Chuck Knox

| Date | W/L | Score | Opponent | Attend. |
|---|---|---|---|---|
| 9/16 | W | 23-13 | at Kansas City | (62,315) |
| 9/23 | W | 31-0 | Atlanta | (61,197) |
| 9/30 | W | 40-20 | at San Francisco | (57,487) |
| 10/7 | W | 31-26 | at Houston | (34,875) |
| 10/14 | W | 37-31 | Dallas | (81,428) |
| 10/21 | W | 24-7 | Green Bay | (80,558) |
| 10/28 | L | 9-10 | at Minnesota | (47,787) |
| 11/4 | L | 13-15 | at Atlanta | (55,837) |
| 11/11 | W | 29-7 | New Orleans | (70,358) |
| 11/18 | W | 31-13 | San Francisco | (78,358) |
| 11/25 | W | 24-13 | at New Orleans | (67,192) |
| 12/2 | W | 26-0 | at Chicago | (47,620) |
| 12/10 | W | 40-6 | New York Giants | (73,328) |
| 12/16 | W | 30-17 | Cleveland | (73,948) |
| **12/23** | **L** | **16-27** | **at Dallas** | **(64,291)** |
| Total Attendance | | | | (956,579) |

*** Denotes NFC Divisional game**

| | Rams | OPP |
|---|---|---|
| **First Downs** | **294** | **173** |
| Rushing | 177 | 71 |
| Passing | 101 | 87 |
| Penalty | 16 | 15 |
| 3rd Down Efficiency | 85-205-41.5% | 40-170-24.7% |
| **Total Net Yards** | **4,906** | **2,951** |
| Avg./Game | 350.4 | 210.8 |
| Total Plays | 947 | 739 |
| Avg./Play | 5.2 | 4.0 |
| **Net Yards Rushing** | **2,925** | **1,270** |
| Avg./Game | 208.9 | 90.7 |
| Total Rushes | 659 | 366 |
| **Net Yards Passing** | **1,981** | **1,681** |
| Avg./Game | 141.5 | 120.1 |
| Sacked-Yds. Lost | 17-126 | 45-342 |
| Gross Yards | 2,107 | 2,023 |
| Att-Comp-Int | 271-144-11 | 328-179-20 |
| Comp. % | 53.1 | 54.6 |
| **Punts/Avg.** | **51-40.8** | **81-40.8** |
| **Penalties/Yards** | **54-606** | **61-566** |
| **Fumbles/ Ball Lost** | **21-9** | **29-18** |
| **Touchdowns** | **42** | **17** |
| Rushing | 18 | 5 |
| Passing | 22 | 10 |
| Returns | 2 | 2 |

| Score by Periods | 1 | 2 | 3 | 4 | T |
|---|---|---|---|---|---|
| **Rams** | 70 | 166 | 71 | 81 | 388 |
| Opponents | 39 | 49 | 26 | 64 | 178 |

| Scoring | TD | Ru | Pa | Rt | PAT | FG | S | Pts. |
|---|---|---|---|---|---|---|---|---|
| David Ray | 0 | 0 | 0 | 0 | 40-42 | 30-47 | 0 | 130 |
| Harold Jackson | 13 | 0 | 13 | 0 | 0-0 | 0-0 | 0 | 78 |
| Tony Baker | 7 | 7 | 0 | 0 | 0-0 | 0-0 | 0 | 42 |
| Jim Bertelsen | 5 | 4 | 1 | 0 | 0-0 | 0-0 | 0 | 30 |
| Lawrence McCutcheon | 5 | 2 | 3 | 0 | 0-0 | 0-0 | 0 | 30 |
| Jack Snow | 2 | 0 | 2 | 0 | 0-0 | 0-0 | 0 | 12 |
| Larry Smith | 2 | 2 | 0 | 0 | 0-0 | 0-0 | 0 | 12 |
| Les Josephson | 2 | 2 | 0 | 0 | 0-0 | 0-0 | 0 | 12 |
| Bob Klein | 2 | 0 | 2 | 0 | 0-0 | 0-0 | 0 | 12 |
| Pat Curran | 1 | 0 | 1 | 0 | 0-0 | 0-0 | 0 | 6 |
| Steve Preece | 1 | 1 | 0 | 0 | 0-0 | 0-0 | 0 | 6 |
| Cullen Bryant | 1 | 0 | 0 | 1 | 0-0 | 0-0 | 0 | 6 |
| Isaiah Robertson | 1 | 0 | 0 | 1 | 0-0 | 0-0 | 0 | 6 |
| Fred Dryer | 0 | 0 | 0 | 0 | 0-0 | 0-0 | 2 | 4 |
| Team | 0 | 0 | 0 | 0 | 0-0 | 0-0 | 1 | 2 |
| **Rams** | **42** | **18** | **22** | **2** | **40-42** | **30-47** | **3** | **388** |
| **Opponents** | **17** | **5** | **10** | **2** | **16-17** | **20-27** | **0** | **178** |

### Usual Starters

| | | | |
|---|---|---|---|
| WR | Harodl Jackson (14) | DE | Jack Youngblood (14) |
| LT | Charlie Cowan (14) | DT | Larry Brooks (14) |
| LG | Tom Mack (14) | DT | Merlin Olsen (14) |
| C | Ken Iman (14) | DE | Fred Dryer (14) |
| RG | Joe Scibelli (14) | LLB | Ken Geddes (14) |
| RT | John Williams (14) | MLB | Jack Reynolds (14) |
| TE | Bob Klein (14) | RLB | Isaiah Robertson (14) |
| WR | Jack Snow (14) | CB | Eddie McMillan (14) |
| QB | John Hadl (14) | CB | Charlie Stukes (14) |
| RB | Jim Bertelsen (14) | SS | Dave Elmendorf (14) |
| RB | Lawrence McCutcheon (12) | FS | Steve Preece (14) |

| Rushing | No. | Yards | Avg. | Long | TD |
|---|---|---|---|---|---|
| Lawrence McCutcheon | 210 | 1,097 | 5.2 | 37 | 2 |
| Jim Bertelsen | 206 | 854 | 4.1 | 49 | 4 |
| Tony Baker | 85 | 344 | 4.0 | 17 | 7 |
| Larry Smith | 79 | 291 | 3.7 | 16 | 2 |
| Les Josephson | 36 | 174 | 4.8 | 14 | 2 |
| Rob Scribner | 20 | 109 | 5.5 | 17 | 0 |
| James Harris | 4 | 29 | 7.3 | 19 | 0 |
| Dick Gordon | 1 | 19 | 19.0 | 19 | 0 |
| Steve Preece | 1 | 11 | 11.0 | 11 | 1 |
| Dave Chapple | 1 | 0 | 0.0 | 0 | 0 |
| John Hadl | 14 | 5 | 0.4 | 6 | 0 |
| Harold Jackson | 2 | -8 | -4.0 | -3 | 0 |
| **Rams** | **659** | **2,925** | **4.4** | **49** | **18** |
| **Opponents** | **366** | **1,270** | **3.5** | **25** | **5** |

| Receiving | No. | Yards | Avg. | Long | TD |
|---|---|---|---|---|---|
| Harodl Jackson | 40 | 874 | 21.9 | 69 | 13 |
| Lawrence McCutcheon | 30 | 289 | 9.6 | 31 | 3 |
| Bob Klein | 21 | 277 | 13.2 | 23 | 2 |
| Jim Bertelsen | 19 | 267 | 14.1 | 44 | 1 |
| Jack Snow | 16 | 252 | 15.8 | 38 | 2 |
| Larry Smith | 10 | 65 | 6.5 | 11 | 0 |
| Pat Curran | 5 | 56 | 11.2 | 27 | 0 |
| Rob Scribner | 2 | 19 | 9.5 | 13 | 0 |
| Rod Sherman | 1 | 8 | 8.0 | 8 | 0 |
| **Rams** | **144** | **2,107** | **14.6** | **69** | **22** |
| **Opponents** | **179** | **2,023** | **11.3** | **65** | **10** |

| Interceptions | No. | Yards | Avg. | Long | TD |
|---|---|---|---|---|---|
| Charlie Stukes | 5 | 104 | 20.8 | 42 | 0 |
| Eddie McMillan | 4 | 20 | 5.0 | 15 | 0 |
| Isaiah Robertson | 3 | 57 | 19.0 | 49 | 1 |
| Jack Reynolds | 2 | 52 | 26.0 | 49 | 0 |
| Steve Preece | 2 | 25 | 12.5 | 25 | 0 |
| Dave Elmendorf | 1 | 16 | 16.0 | 16 | 0 |
| Jack Youngblood | 1 | 15 | 15.0 | 15 | 0 |
| Bob Stein | 1 | 6 | 6.0 | 6 | 0 |
| Al Clark | 1 | 5 | 5.0 | 5 | 0 |
| **Rams** | **20** | **300** | **15.0** | **49** | **1** |
| **Opponents** | **11** | **103** | **9.4** | **30** | **1** |

| Punting | No. | Yards | Avg. | Long | Blk. |
|---|---|---|---|---|---|
| Dave Chapple | 51 | 2,079 | 40.8 | 65 | 1 |
| **Rams** | **51** | **2,079** | **40.8** | **65** | **1** |
| **Opponents** | **81** | **3,308** | **40.8** | **59** | **0** |

| Punt Returns | No. | FC | Yards | Avg. | Long | TD |
|---|---|---|---|---|---|---|
| Jim Bertelsen | 26 | 10 | 259 | 10.0 | 34 | 0 |
| Dave Elmendorf | 22 | 3 | 187 | 8.5 | 30 | 0 |
| Rob Scribner | 3 | 1 | 32 | 10.7 | 17 | 0 |
| **Rams** | **51** | **14** | **478** | **9.4** | **34** | **0** |
| **Opponents** | **24** | **8** | **261** | **10.9** | **26** | **0** |

| Kickoff Returns | No. | Yards | Avg. | Long | TD |
|---|---|---|---|---|---|
| Cullen Bryant | 13 | 369 | 28.4 | 93 | 1 |
| Rob Scribner | 11 | 314 | 28.5 | 57 | 0 |
| Al Clark | 2 | 80 | 40.0 | 58 | 0 |
| Dick Gordon | 3 | 68 | 22.7 | 25 | 0 |
| Dave Elmendorf | 2 | 23 | 11.5 | 23 | 0 |
| Pat Curran | 1 | 24 | 24.0 | 24 | 0 |
| Larry Smith | 1 | 16 | 16.0 | 16 | 0 |
| Jim Bertelsen | 1 | 15 | 15.0 | 15 | 0 |
| Lawrence McCutcheon | 1 | 6 | 6.0 | 6 | 0 |
| Bob Klein | 1 | 0 | 0.0 | 0 | 0 |
| **Rams** | **36** | **915** | **25.4** | **93** | **1** |
| **Opponents** | **68** | **1,318** | **19.4** | **35** | **0** |

| Field Goals | 1-19 | 20-29 | 30-39 | 40-49 | 50+ |
|---|---|---|---|---|---|
| David Ray | 9-10 | 7-9 | 9-16 | 5-11 | 0-1 |
| **Rams** | **9-10** | **7-9** | **9-16** | **5-11** | **0-1** |
| **Opponents** | **7-7** | **7-7** | **6-6** | **0-5** | **0-1** |

**David Ray** (27, 47M, 19M) (34, 36M, 47M) (16, 19, 27, 25) (17, 26M) (27, 37, 35, 49M) (44, 40, 49M) (30, 35, 47, 32B, 43M) (32, 42) (19, 11, 8, 39M) (37, 49M) (20, 30M, 27M) (30, 16, 39, 26, 52M) (16, 31M) (48, 27, 15, 35M, 35M)

**Opponents** (49M, 52M) ( ) (35, 24) (8, 35, 37, 36) (8) ( ) (15, 25M, 47B, 45) (28, 30, 12, 26, 16) (41M) (24, 17) (37, 24, 43M) ( ) (15, 27) (22)

| Passing | Att. | Comp. | Yards | Pct. | Yards/Att. | TD | TD% | Int. | Int% | Long | Sack/Lost | Rating |
|---|---|---|---|---|---|---|---|---|---|---|---|---|
| Hadl | 258 | 135 | 2,008 | 52.3 | 7.8 | 22 | 8.5 | 11 | 4.3 | 69 | 17/126 | 88.8 |
| J. Harris | 11 | 7 | 68 | 63.6 | 6.2 | 0 | 0.0 | 0 | 0.0 | 27 | 0/0 | 80.8 |
| L. Smith | 2 | 2 | 31 | 100.0 | 15.5 | 0 | 0.0 | 0 | 0.0 | 21 | 0/0 | 118.9 |
| **Rams** | **271** | **144** | **2,107** | **53.1** | **7.8** | **22** | **8.1** | **11** | **4.1** | **69** | **17/126** | **84.9** |
| **Opponents** | **328** | **179** | **2,023** | **54.6** | **6.1** | **10** | **3.0** | **20** | **6.1** | **65** | **45/342** | **58.0** |

# 1972 (6-7-1) 3rd, NFC West - Tommy Prothro

| Date | W/L | Score | Opponent | Attend. |
|---|---|---|---|---|
| 9/17 | W | 34-14 | New Orleans | (66,303) |
| 9/24 | T | 13-13 | at Chicago | (55,701) |
| 10/1 | L | 3-31 | at Atlanta | (57,122) |
| 10/8 | W | 31-7 | San Francisco | (77,382) |
| 10/15 | W | 34-3 | at Philadelphia | (65,720) |
| 10/22 | W | 15-12 | Cincinnati | (73,385) |
| 10/29 | L | 17-45 | atOakland | (54,660) |
| 11/5 | W | 20-7 | Atlanta | (75,018) |
| 11/12 | L | 10-16 | Denver | (65,398) |
| 11/17 | L | 41-45 | Minnesota | (77,982) |
| 11/26 | L | 16-19 | at New Orleans | (64,325) |
| 12/4 | W | 26-16 | at San Francisco | (61,214) |
| 12/10 | L | 14-24 | at St. Louis | (36,873) |
| 12/17 | L | 17-34 | Detroit | (71,761) |
| Total Attendance | | | | (902,844) |

| | Rams | OPP |
|---|---|---|
| **First Downs** | **238** | **235** |
| Rushing | 113 | 101 |
| Passing | 108 | 110 |
| Penalty | 17 | 24 |
| **Total Net Yards** | **4,355** | **3,907** |
| Avg./Game | 311.1 | 279.1 |
| Total Plays | 859 | 843 |
| Avg./Play | 5.1 | 4.6 |
| **Net Yards Rushing** | **2,209** | **1,762** |
| Avg./Game | 157.8 | 125.9 |
| Total Rushes | 472 | 438 |
| **Net Yards Passing** | **2,146** | **2,145** |
| Avg./Game | 153.3 | 153.2 |
| Sacked-Yds. Lost | 16-136 | 42-327 |
| Gross Yards | 2,282 | 2,472 |
| Att-Comp-Int | 371-184-22 | 363-181-16 |
| Comp. % | 49.6 | 49.9 |
| **Punts/Avg.** | **53-44.2** | **71-41.2** |
| **Penalties/Yards** | **78-648** | **60-553** |
| **Fumbles/ Ball Lost** | **24-9** | **25-11** |
| **Touchdowns** | **31** | **34** |
| Rushing | 17 | 9 |
| Passing | 13 | 20 |
| Returns | 1 | 5 |

| Score by Periods | 1 | 2 | 3 | 4 | T |
|---|---|---|---|---|---|
| **Rams** | 53 | 97 | 94 | 47 | 291 |
| Opponents | 53 | 90 | 57 | 86 | 286 |

| Scoring | TD | Ru | Pa | Rt | PAT | FG | S | Pts. |
|---|---|---|---|---|---|---|---|---|
| Ray | 0 | 0 | 0 | 0 | 31-31 | 24-41 | 0 | 103 |
| Bertelsen | 6 | 5 | 1 | 0 | 0-0 | 0-0 | 0 | 36 |
| Ellison | 6 | 5 | 1 | 0 | 0-0 | 0-0 | 0 | 36 |
| Snow | 4 | 0 | 4 | 0 | 0-0 | 0-0 | 0 | 24 |
| L. Smith | 3 | 2 | 1 | 0 | 0-0 | 0-0 | 0 | 18 |
| B. Thomas | 3 | 3 | 0 | 0 | 0-0 | 0-0 | 0 | 18 |
| Rentzel | 2 | 1 | 1 | 0 | 0-0 | 0-0 | 0 | 12 |
| Sweet | 1 | 0 | 1 | 0 | 0-0 | 0-0 | 1 | 8 |
| Klein | 1 | 0 | 1 | 0 | 0-0 | 0-0 | 0 | 6 |
| Josephson | 1 | 0 | 1 | 0 | 0-0 | 0-0 | 0 | 6 |
| Gabriel | 1 | 1 | 0 | 0 | 0-0 | 0-0 | 0 | 6 |
| Gordon | 1 | 0 | 1 | 0 | 0-0 | 0-0 | 0 | 6 |
| Howard | 1 | 0 | 0 | 1 | 0-0 | 0-0 | 0 | 6 |
| Love | 1 | 0 | 1 | 0 | 0-0 | 0-0 | 0 | 6 |
| **Rams** | **31** | **17** | **13** | **1** | **31-31** | **24-41** | **1** | **291** |
| **Opponents** | **34** | **9** | **20** | **5** | **32-34** | **16-30** | **0** | **286** |

**Usual Starters**

| | | | |
|---|---|---|---|
| WR | Jack Snow (14) | DE | Jack Youngblood (10) |
| LT | Charlie Cowan (13) | DT | Merlin Olsen (14) |
| LG | Tom Mack (12) | DT | Larry Brooks (8) |
| C | Ken Iman (14) | DE | Coy Bacon (14) |
| RG | Joe Scibelli (13) | LLB | Jim Purnell (12) |
| RT | Harry Schuh (14) | MLB | Marlin McKeever (14) |
| TE | Bob Klein (13) | RLB | Isaiah Robertson (14) |
| WR | Lance Rentzel (14) | CB | Al Clark (6) |
| QB | Roman Gabriel (13) | | Clancy Williams (6) |
| RB | Jim Bertelsen (8) | CB | Gene Howard (13) |
| RB | Willie Ellison (12) | S | Dave Elmendorf (14) |
| | | S | Jim Nettles (14) |

| Rushing | No. | Yards | Avg. | Long | TD |
|---|---|---|---|---|---|
| Willie Ellison | 170 | 764 | 4.5 | 37 | 5 |
| Jim Bertelsen | 123 | 581 | 4.7 | 42 | 5 |
| Bob Thomas | 77 | 433 | 5.6 | 49 | 3 |
| Larry Smith | 60 | 276 | 4.6 | 68 | 2 |
| Les Josephson | 18 | 75 | 4.2 | 13 | 0 |
| Lance Rentzel | 7 | 71 | 10.1 | 18 | 1 |
| Roman Gabriel | 14 | 16 | 1.1 | 11 | 1 |
| Joe Sweet | 1 | 1 | 1.0 | 1 | 0 |
| Pete Beathard | 1 | -1 | -1.0 | -1 | 0 |
| Bob Klein | 1 | -7 | -7.0 | -7 | 0 |
| **Rams** | **472** | **2,209** | **4.7** | **68** | **17** |
| **Opponents** | **438** | **1,762** | **4.0** | **56** | **9** |

| Receiving | No. | Yards | Avg. | Long | TD |
|---|---|---|---|---|---|
| Jack Snow | 30 | 590 | 19.7 | 57 | 4 |
| Jim Bertelsen | 29 | 331 | 11.4 | 22 | 1 |
| Bob Klein | 29 | 330 | 11.4 | 26 | 1 |
| Lance Rentzel | 27 | 365 | 13.5 | 40 | 1 |
| Willie Ellison | 23 | 141 | 6.1 | 39 | 1 |
| Larry Smith | 15 | 186 | 12.4 | 47 | 1 |
| Les Josephson | 14 | 170 | 12.1 | 34 | 1 |
| Bob Thomas | 11 | 95 | 8.6 | 19 | 0 |
| Dick Gordon | 3 | 29 | 9.7 | 17 | 1 |
| Joe Sweet | 2 | 26 | 13.0 | 17 | 1 |
| John Love | 1 | 19 | 19.0 | 19 | 1 |
| **Rams** | **184** | **2,282** | **12.4** | **57** | **13** |
| **Opponents** | **181** | **2,472** | **13.6** | **98** | **20** |

| Interceptions | No. | Yards | Avg. | Long | TD |
|---|---|---|---|---|---|
| Jim Nettles | 6 | 168 | 28.0 | 43 | 0 |
| Dave Elmendorf | 3 | 29 | 9.7 | 15 | 0 |
| Gene Howard | 3 | 26 | 8.7 | 24 | 1 |
| Marlin McKeever | 2 | 8 | 4.0 | 8 | 0 |
| Al Clark | 1 | 18 | 18.0 | 18 | 0 |
| Jim Purnell | 1 | 2 | 2.0 | 2 | 0 |
| **Rams** | **16** | **251** | **15.7** | **43** | **1** |
| **Opponents** | **22** | **439** | **20.0** | **88** | **3** |

| Punting | No. | Yards | Avg. | Long | Blk. |
|---|---|---|---|---|---|
| Dave Chapple | 53 | 2,344 | 44.2 | 70 | 0 |
| **Rams** | **53** | **2,344** | **44.2** | **70** | **0** |
| **Opponents** | **71** | **2,926** | **41.2** | **71** | **0** |

| Punt Returns | No. | FC | Yards | Avg. | Long | TD |
|---|---|---|---|---|---|---|
| Jim Bertelsen | 16 | 3 | 232 | 14.5 | 60 | 0 |
| John Love | 10 | 4 | 39 | 3.9 | 10 | 0 |
| Dick Gordon | 4 | 0 | 20 | 5.0 | 12 | 0 |
| Dave Elmendorf | 3 | 9 | 56 | 18.7 | 41 | 0 |
| **Rams** | **33** | **16** | **347** | **10.5** | **60** | **0** |
| **Opponents** | **22** | **10** | **54** | **2.5** | **19** | **0** |

| Kickoff Returns | No. | Yards | Avg. | Long | TD |
|---|---|---|---|---|---|
| Willie Ellison | 14 | 345 | 24.6 | 32 | 0 |
| Bob Thomas | 8 | 212 | 26.5 | 43 | 0 |
| John Love | 8 | 167 | 20.9 | 27 | 0 |
| Dick Gordon | 4 | 141 | 35.3 | 53 | 0 |
| Roger Williams | 6 | 141 | 23.5 | 29 | 0 |
| Jim Bertelsen | 4 | 88 | 22.0 | 25 | 0 |
| Pat Curran | 4 | 37 | 9.3 | 19 | 0 |
| Al Clark | 3 | 59 | 19.7 | 28 | 0 |
| Gene Howard | 2 | 51 | 25.5 | 28 | 0 |
| John Pergine | 3 | 46 | 15.3 | 19 | 0 |
| **Rams** | **56** | **1,287** | **23.0** | **53** | **0** |
| **Opponents** | **54** | **999** | **18.5** | **57** | **0** |

| Field Goals | 1-19 | 20-29 | 30-39 | 40-49 | 50+ |
|---|---|---|---|---|---|
| David Ray | 6-7 | 5-7 | 9-11 | 4-13 | 0-4 |
| **Rams** | **6-7** | **5-7** | **9-11** | **4-13** | **0-4** |

| Passing | Att. | Comp. | Yards | Pct. | Yards/Att. | TD | TD% | Int. | Int% | Long | Sack/Lost | Rating |
|---|---|---|---|---|---|---|---|---|---|---|---|---|
| Roman Gabriel | 323 | 165 | 2,027 | 51.1 | 6.3 | 12 | 3.7 | 15 | 4.6 | 57 | 12/102 | 63.8 |
| Pete Beathard | 48 | 19 | 255 | 39.6 | 5.3 | 1 | 2.1 | 7 | 14.6 | 33 | 4/34 | 24.6 |
| **Rams** | **371** | **184** | **2,282** | **49.6** | **6.2** | **13** | **3.5** | **22** | **5.9** | **57** | **16/136** | **56.0** |
| **Opponents** | **363** | **181** | **2,472** | **49.9** | **6.8** | **20** | **5.5** | **16** | **4.4** | **98** | **42/327** | **72.0** |

# 1971 (8-5-1) 2nd, NFC West - Tommy Prothro

| Date | W/L | Score | Opponent | Attend. |
|---|---|---|---|---|
| 9/19 | L | 20-24 | at New Orleans | (70,915) |
| 9/26 | T | 20-20 | Atlanta | (57,895) |
| 10/3 | W | 17-3 | Chicago | (66,957) |
| 10/10 | W | 20-13 | at San Francisco | (44,000) |
| 10/17 | W | 24-16 | at Atlanta | (58,850) |
| 10/24 | W | 30-13 | Green Bay | (75,351) |
| 10/31 | L | 14-20 | Miami | (72,903) |
| 11/8 | L | 17-24 | at Baltimore | (57,722) |
| 11/14 | W | 21-13 | at Detroit | (54,418) |
| 11/21 | W | 17-6 | San Francisco | (80,050) |
| 11/25 | L | 21-28 | at Dallas | (66,595) |
| 12/5 | W | 45-28 | New Orleans | (73,610) |
| 12/13 | L | 24-38 | Washington | (80,402) |
| 12/19 | W | 23-14 | at Pittsburgh | (45,233) |
| Total Attendance | | | | (904,901) |

| | Rams | OPP |
|---|---|---|
| **First Downs** | **234** | **239** |
| Rushing | 105 | 91 |
| Passing | 111 | 129 |
| Penalty | 18 | 19 |
| **Total Net Yards** | **4,233** | **4,037** |
| Avg./Game | 302.4 | 288.4 |
| Total Plays | 856 | 879 |
| Avg./Play | 4.9 | 4.6 |
| **Net Yards Rushing** | **2,139** | **1,658** |
| Avg./Game | 152.8 | 118.4 |
| Total Rushes | 460 | 455 |
| **Net Yards Passing** | **2,094** | **2,379** |
| Avg./Game | 149.6 | 169.9 |
| Sacked-Yds. Lost | 26-210 | 37-314 |
| Gross Yards | 2,304 | 2,693 |
| Att-Comp-Int | 370-185-11 | 387-200-27 |
| Comp. % | 50.0 | 51.6 |
| **Punts/Avg.** | **70-41.4** | **66-39.4** |
| **Penalties/Yards** | **79-642** | **62-665** |
| **Fumbles/ Ball Lost** | **32-18** | **22-7** |
| **Touchdowns** | **37** | **30** |
| Rushing | 15 | 11 |
| Passing | 18 | 15 |
| Returns | 4 | 4 |

| Score by Periods | 1 | 2 | 3 | 4 | T |
|---|---|---|---|---|---|
| **Rams** | 85 | 77 | 48 | 103 | 313 |
| Opponents | 40 | 76 | 75 | 69 | 260 |

| Scoring | TD | Ru | Pa | Rt | PAT | FG | S | Pts. |
|---|---|---|---|---|---|---|---|---|
| David Ray | 0 | 0 | 0 | 0 | 37-37 | 18-29 | 0 | 91 |
| Lance Rentzel | 6 | 1 | 5 | 0 | 0-0 | 0-0 | 0 | 36 |
| Les Josephson | 5 | 3 | 2 | 0 | 0-0 | 0-0 | 0 | 30 |
| Larry Smith | 5 | 5 | 0 | 0 | 0-0 | 0-0 | 0 | 30 |
| Jack Snow | 5 | 0 | 5 | 0 | 0-0 | 0-0 | 0 | 30 |
| Willie Ellison | 4 | 4 | 0 | 0 | 0-0 | 0-0 | 0 | 24 |
| Bob Klein | 4 | 0 | 4 | 0 | 0-0 | 0-0 | 0 | 24 |
| Roman Gabriel | 2 | 2 | 0 | 0 | 0-0 | 0-0 | 0 | 12 |
| Kermit Alexander | 1 | 0 | 0 | 1 | 0-0 | 0-0 | 0 | 6 |
| Pat Curran | 1 | 0 | 1 | 0 | 0-0 | 0-0 | 0 | 6 |
| Gene Howard | 1 | 0 | 0 | 1 | 0-0 | 0-0 | 0 | 6 |
| Matt Maslowski | 1 | 0 | 1 | 0 | 0-0 | 0-0 | 0 | 6 |
| Jim Nettles | 1 | 0 | 0 | 1 | 0-0 | 0-0 | 0 | 6 |
| Travis Williams | 1 | 0 | 0 | 1 | 0-0 | 0-0 | 0 | 6 |
| **Rams** | **37** | **15** | **18** | **4** | **37-37** | **18-29** | **0** | **313** |
| **Opponents** | **30** | **11** | **15** | **4** | **29-30** | **17-32** | **0** | **260** |

### Usual Starters

| | | | |
|---|---|---|---|
| WR | Jack Snow (14) | DE | Deacon Jones (11) |
| LT | Charlie Cowan (14) | DT | Merline Olsen (14) |
| LG | Tom Mack (14) | DT | Phil Olsen (8) |
| C | Ken Iman (14) | | Bill Nelson (6) |
| RG | Joe Scibelli (14) | DE | Coy Bacon (14) |
| RT | Harry Schuh (14) | LLB | Jim Purnell (14) |
| TE | Bob Klein (14) | MLB | Marlin McKeever (14) |
| WR | Lance Rentzel (14) | RLB | Isaiah Robertson (12) |
| QB | Roman Gabriel (14) | CB | Jim Nettles (14) |
| RB | Willie Ellison (13) | CB | Alvin Howard (14) |
| RB | Les Josephson (9) | S | Kermit Alexander (14) |
| | Larry Smith (6) | S | Dave Elmendorf (14) |

| Rushing | No. | Yards | Avg. | Long | TD |
|---|---|---|---|---|---|
| Ellison | 211 | 1,000 | 4.7 | 80 | 4 |
| Josephson | 99 | 449 | 4.5 | 57 | 3 |
| L. Smith | 91 | 404 | 4.4 | 64 | 5 |
| Rentzel | 14 | 113 | 8.1 | 50 | 1 |
| T. Williams | 18 | 103 | 5.7 | 36 | 0 |
| Gabriel | 18 | 48 | 2.7 | 10 | 2 |
| Klein | 3 | 21 | 7.0 | 13 | 0 |
| White | 2 | 11 | 5.5 | 6 | 0 |
| Rhome | 3 | 0 | 0.0 | 0 | 0 |
| Snow | 1 | -10 | -10.0 | -10 | 0 |
| **Rams** | **460** | **2,139** | **4.7** | **80** | **15** |
| **Opponents** | **455** | **1,658** | **3.6** | **25** | **11** |

| Receiving | No. | Yards | Avg. | Long | TD |
|---|---|---|---|---|---|
| Rentzel | 38 | 534 | 14.1 | 41 | 5 |
| Snow | 37 | 666 | 18.0 | 68 | 5 |
| Ellison | 32 | 238 | 7.4 | 49 | 0 |
| L. Smith | 31 | 324 | 10.5 | 34 | 0 |
| Josephson | 26 | 230 | 8.8 | 29 | 2 |
| Klein | 14 | 160 | 11.4 | 33 | 4 |
| Maslowski | 3 | 82 | 27.3 | 36 | 1 |
| T. Williams | 3 | 68 | 22.7 | 43 | 0 |
| Curran | 1 | 2 | 2.0 | 2 | 1 |
| **Rams** | **185** | **2,304** | **12.5** | **68** | **18** |
| **Opponents** | **200** | **2,693** | **13.5** | **74** | **15** |

| Interceptions | No. | Yards | Avg. | Long | TD |
|---|---|---|---|---|---|
| Howard | 6 | 99 | 16.5 | 35 | 0 |
| Nettles | 5 | 97 | 19.4 | 44 | 1 |
| McKeever | 4 | 38 | 9.5 | 15 | 0 |
| Robertson | 4 | 32 | 8.0 | 20 | 0 |
| Alexander | 3 | 122 | 40.7 | 82 | 1 |
| Elmendorf | 2 | 32 | 16.0 | 32 | 0 |
| Purnell | 2 | 32 | 16.0 | 17 | 0 |
| Bacon | 1 | 0 | 0.0 | 0 | 0 |
| **Rams** | **27** | **452** | **16.7** | **82** | **2** |
| **Opponents** | **11** | **83** | **7.5** | **46** | **1** |

| Punting | No. | Yards | Avg. | Long | Blk. |
|---|---|---|---|---|---|
| Studstill | 70 | 2,896 | 41.4 | 60 | 0 |
| **Rams** | **70** | **2,896** | **41.4** | **60** | **0** |
| **Opponents** | **66** | **2,600** | **39.3** | **64** | **0** |

| Punt Returns | No. | FC | Yards | Avg. | Long | TD |
|---|---|---|---|---|---|---|
| Haymond | 24 | 11 | 123 | 5.1 | 28 | 0 |
| Rentzel | 9 | 5 | 40 | 4.4 | 24 | 0 |
| Alexander | 1 | 3 | 5 | 5.0 | 5 | 0 |
| T. Williams | 1 | 0 | 4 | 4.0 | 4 | 0 |
| Howard | 0 | 1 | 0 | 0.0 | 0 | 0 |
| **Rams** | **35** | **20** | **172** | **4.9** | **28** | **0** |
| **Opponents** | **27** | **20** | **67** | **2.4** | **21** | **0** |

| Kickoff Returns | No. | Yards | Avg. | Long | TD |
|---|---|---|---|---|---|
| T. Williams | 25 | 743 | 29.7 | 105t | 1 |
| Haymond | 9 | 207 | 23.0 | 34 | 0 |
| Howard | 7 | 164 | 23.4 | 34 | 0 |
| R. Williams | 4 | 100 | 25.0 | 57 | 0 |
| Curran | 3 | 35 | 11.7 | 15 | 0 |
| Youngblood | 2 | 36 | 18.0 | 22 | 0 |
| LaHood | 1 | 25 | 25.0 | 25 | 0 |
| B. Thomas | 1 | 12 | 12.0 | 12 | 0 |
| Josephson | 1 | 0 | 0.0 | 0 | 0 |
| Saul | 1 | 0 | 0.0 | 0 | 0 |
| **Rams** | **54** | **1,322** | **24.5** | **105t** | **1** |
| **Opponents** | **57** | **1,176** | **20.6** | **89t** | **1** |

| Field Goals | 1-19 | 20-29 | 30-39 | 40-49 | 50+ |
|---|---|---|---|---|---|
| Ray | 6-7 | 6-8 | 2-3 | 4-10 | 0-1 |
| **Rams** | **6-7** | **6-8** | **2-3** | **4-10** | **0-1** |

| Passing | Att. | Comp. | Yards | Pct. | Yards/Att. | TD | TD% | Int. | Int% | Long | Sack/Lost | Rating |
|---|---|---|---|---|---|---|---|---|---|---|---|---|
| Roman Gabriel | 352 | 180 | 2,238 | 51.1 | 6.36 | 17 | 4.8 | 10 | 2.8 | 68 | 25/200 | 75.4 |
| Jerry Rhome | 18 | 5 | 66 | 27.8 | 3.67 | 1 | 5.5 | 1 | 5.5 | 27 | 1/10 | 37.7 |
| **Rams** | **370** | **185** | **2,304** | **50.0** | **6.21** | **18** | **4.8** | **11** | **3.0** | **68** | **26/210** | **73.5** |
| **Opponents** | **387** | **200** | **2,693** | **51.6** | **6.96** | **15** | **3.8** | **27** | **7.0** | **74** | **37/314** | **58.0** |

# 1970 (9-4-1) 2nd, NFC West - George Allen

| Date | W/L | Score | Opponent | Attend. |
|---|---|---|---|---|
| 9/18 | W | 34-13 | St. Louis | (63,130) |
| 9/27 | W | 19-0 | at Buffalo | (46,206) |
| 10/4 | W | 37-10 | San Diego | (69,564) |
| 10/11 | L | 6-20 | San Francisco | (77,272) |
| 10/18 | W | 31-21 | at Green Bay | (56,263) |
| 10/26 | L | 3-13 | at Minnesota | (47,900) |
| 11/1 | W | 30-17 | at New Orleans | (77,861) |
| 11/8 | T | 10-10 | Atlanta | (67,232) |
| 11/15 | L | 20-31 | New York Jets | (76,378) |
| 11/22 | W | 17-7 | at Atlanta | (58,850) |
| 11/29 | W | 30-13 | at San Francisco | (59,602) |
| 12/6 | W | 34-16 | New Orleans | (66,410) |
| 12/14 | L | 23-28 | Detroit | (79,441) |
| 12/20 | W | 31-3 | at New York Giants | (62,870) |
| Total Attendance | | | | (908,979) |

| | Rams | OPP |
|---|---|---|
| **First Downs** | **224** | **195** |
| Rushing | 93 | 64 |
| Passing | 120 | 113 |
| Penalty | 11 | 18 |
| **Total Net Yards** | **4,271** | **3,548** |
| Avg./Game | 305.1 | 253.4 |
| Total Plays | 879 | 826 |
| Avg./Play | 4.9 | 4.3 |
| **Net Yards Rushing** | **1,763** | **1,359** |
| Avg./Game | 125.9 | 97.0 |
| Total Rushes | 430 | 395 |
| **Net Yards Passing** | **2,508** | **2,189** |
| Avg./Game | 179.1 | 156.3 |
| Sacked-Yds. Lost | 23-150 | 53-426 |
| Gross Yards | 2,658 | 2,615 |
| Att-Comp-Int | 426-218-13 | 378-196-19 |
| Comp. % | 51.2 | 51.8 |
| **Punts/Avg.** | **67-39.1** | **88-37.8** |
| **Penalties/Yards** | **88-959** | **77-825** |
| **Fumbles/ Ball Lost** | **27-17** | **28-16** |
| **Touchdowns** | **34** | **22** |
| Rushing | 12 | 6 |
| Passing | 17 | 15 |
| Returns | 5 | 1 |

| Score by Periods | 1 | 2 | 3 | 4 | T |
|---|---|---|---|---|---|
| **Rams** | 54 | 116 | 56 | 99 | 325 |
| Opponents | 40 | 67 | 47 | 48 | 202 |

| Scoring | TD | Ru | Pa | Rt | PAT | FG | S | Pts. |
|---|---|---|---|---|---|---|---|---|
| Ray | 0 | 0 | 0 | 0 | 34-34 | 29-45 | 0 | 121 |
| Ellison | 7 | 5 | 2 | 0 | 0-0 | 0-0 | 0 | 42 |
| Snow | 7 | 0 | 7 | 0 | 0-0 | 0-0 | 0 | 42 |
| Josephson | 5 | 5 | 0 | 0 | 0-0 | 0-0 | 0 | 30 |
| Truax | 3 | 0 | 3 | 0 | 0-0 | 0-0 | 0 | 18 |
| L. Smith | 2 | 1 | 1 | 0 | 0-0 | 0-0 | 0 | 12 |
| Studstill | 2 | 0 | 2 | 0 | 0-0 | 0-0 | 0 | 12 |
| Alexander | 1 | 0 | 0 | 1 | 0-0 | 0-0 | 0 | 6 |
| Bacon | 1 | 0 | 0 | 1 | 0-0 | 0-0 | 0 | 6 |
| Curran | 1 | 0 | 0 | 1 | 0-0 | 0-0 | 0 | 6 |
| Gabriel | 1 | 1 | 0 | 0 | 0-0 | 0-0 | 0 | 6 |
| Haymond | 1 | 0 | 0 | 1 | 0-0 | 0-0 | 0 | 6 |
| Long | 1 | 0 | 1 | 0 | 0-0 | 0-0 | 0 | 6 |
| Mason | 1 | 0 | 1 | 0 | 0-0 | 0-0 | 0 | 6 |
| C. Williams | 1 | 0 | 0 | 1 | 0-0 | 0-0 | 0 | 6 |
| **Rams** | **34** | **12** | **17** | **5** | **34-34** | **29-45** | **0** | **325** |
| **Opponents** | **22** | **6** | **15** | **1** | **22-22** | **16-25** | **0** | **202** |

## Usual Starters

| | | | |
|---|---|---|---|
| WR | Jack Snow (14) | DE | Deacon Jones (13) |
| LT | Charlie Cowan (14) | DT | Merlin Olsen (14) |
| LG | Tom Mack (14) | DT | Diron Talbert (14) |
| C | Ken Iman (14) | DE | Coy Bacon (14) |
| RG | Joe Scibelli (14) | LLB | Jack Pardee (14) |
| RT | Bob Brown (14) | MLB | Myron Pottios (14) |
| TE | Billy Truax (14) | RLB | Maxie Baughan (8) |
| WR | Wendell Tucker (12) | CB | Clancy Williams (12) |
| QB | Roman Gabriel (14) | CB | Kermit Alexander (14) |
| RB | Larry Smith (9) | S | Richie Petitbon (14) |
| RB | Les Josephson (12) | S | Eddie Meador (13) |

| Rushing | No. | Yards | Avg. | Long | TD |
|---|---|---|---|---|---|
| Les Josephson | 150 | 640 | 4.3 | 23 | 5 |
| Willie Ellison | 90 | 381 | 4.2 | 24 | 5 |
| Larry Smith | 77 | 338 | 4.4 | 19 | 1 |
| Tommy Mason | 44 | 123 | 2.8 | 13 | 0 |
| Roman Gabriel | 28 | 104 | 3.7 | 15 | 1 |
| Pat Curran | 25 | 92 | 3.7 | 11 | 0 |
| Jeff Jordan | 10 | 50 | 5.0 | 10 | 0 |
| Pat Studstill | 1 | 23 | 23.0 | 23 | 0 |
| Elijah Pitts | 3 | 8 | 2.7 | 3 | 0 |
| Richie Petitbon | 1 | 3 | 3.0 | 3 | 0 |
| Mitch Johnson | 1 | 1 | 1.0 | 1 | 0 |
| **Rams** | **430** | **1,763** | **4.1** | **24** | **12** |
| **Opponents** | **395** | **1,359** | **3.4** | **49** | **6** |

| Receiving | No. | Yards | Avg. | Long | TD |
|---|---|---|---|---|---|
| Jack Snow | 51 | 859 | 16.8 | 71 | 7 |
| Les Josephson | 44 | 427 | 9.7 | 30 | 0 |
| Billy Truax | 36 | 420 | 11.7 | 34 | 3 |
| Larry Smith | 24 | 164 | 6.8 | 17 | 1 |
| Pat Studstill | 18 | 252 | 14.0 | 40 | 2 |
| Wendell Tucker | 12 | 230 | 19.2 | 51 | 0 |
| Tommy Mason | 12 | 127 | 10.6 | 32 | 1 |
| Willie Ellison | 10 | 84 | 8.4 | 20 | 2 |
| Bob Long | 3 | 35 | 11.7 | 15 | 1 |
| Pat Curran | 3 | 25 | 8.3 | 14 | 0 |
| Bob Klein | 2 | 20 | 10.0 | 12 | 0 |
| David Ray | 1 | 11 | 11.0 | 11 | 0 |
| Clancy Williams | 1 | 9 | 9.0 | 9 | 0 |
| Jeff Jordan | 1 | -5 | -5.0 | -5 | 0 |
| **Rams** | **218** | **2,658** | **12.2** | **71** | **17** |
| **Opponents** | **196** | **2,615** | **13.3** | **67** | **15** |

| Interceptions | No. | Yards | Avg. | Long | TD |
|---|---|---|---|---|---|
| Clancy Williams | 5 | 108 | 21.6 | 65 | 1 |
| Kermit Alexander | 4 | 47 | 11.8 | 25 | 1 |
| Jim Nettles | 3 | 54 | 18.0 | 32 | 0 |
| Myron Pottios | 2 | 27 | 13.5 | 14 | 0 |
| Eddie Meador | 2 | 22 | 11.0 | 12 | 0 |
| Richie Petitbon | 1 | 10 | 10.0 | 10 | 0 |
| Jack Pardee | 1 | 9 | 9.0 | 9 | 0 |
| Maxie Baughan | 1 | 3 | 3.0 | 3 | 0 |
| **Rams** | **19** | **280** | **14.7** | **65** | **2** |
| **Opponents** | **13** | **92** | **7.1** | **19** | **0** |

| Punting | No. | Yards | Avg. | Long | Blk. |
|---|---|---|---|---|---|
| Pat Studstill | 67 | 2,618 | 39.0 | 53 | 0 |
| **Rams** | **67** | **2,618** | **39.0** | **53** | **0** |
| **Opponents** | **88** | **3,329** | **37.8** | **67** | **2** |

| Punt Returns | No. | FC | Yards | Avg. | Long | TD |
|---|---|---|---|---|---|---|
| Alvin Haymond | 53 | 15 | 376 | 7.1 | 30 | 0 |
| Kermit Alexander | 7 | 1 | 38 | 5.4 | 49 | 0 |
| Jim Nettles | 2 | 0 | 4 | 2.0 | 4 | 0 |
| Nate Shaw | 0 | 1 | 0 | 0.0 | 0 | 0 |
| **Rams** | **62** | **17** | **418** | **6.7** | **49** | **0** |
| **Opponents** | **32** | **15** | **181** | **5.7** | **59** | **0** |

| Kickoff Returns | No. | Yards | Avg. | Long | TD |
|---|---|---|---|---|---|
| Alvin Haymond | 35 | 1,022 | 29.2 | 98t | 1 |
| Kermit Alexander | 7 | 126 | 18.0 | 30 | 0 |
| Pat Curran | 3 | 51 | 17.0 | 21 | 0 |
| Willie Ellison | 1 | 20 | 20.0 | 20 | 0 |
| Mitch Johnson | 1 | 17 | 17.0 | 17 | 0 |
| **Rams** | **47** | **1,236** | **26.3** | **98t** | **1** |
| **Opponents** | **71** | **1,278** | **18.0** | **44** | **0** |

| Field Goals | 1-19 | 20-29 | 30-39 | 40-49 | 50+ |
|---|---|---|---|---|---|
| David Ray | 10-11 | 11-14 | 5-11 | 3-9 | 0-0 |
| **Rams** | **10-11** | **11-14** | **5-11** | **3-9** | **0-0** |

| Passing | Att. | Comp. | Yards | Pct. | YardsAtt. | TD | TD% | Int. | Int% | Long | Sack/Lost | Rating |
|---|---|---|---|---|---|---|---|---|---|---|---|---|
| Roman Gabriel | 407 | 211 | 2,552 | 51.8 | 6.27 | 16 | 3.9 | 12 | 2.9 | 71 | 20/134 | 72.2 |
| Karl Sweetan | 13 | 6 | 81 | 46.2 | 6.23 | 1 | 7.6 | 0 | 0.0 | 22 | 2/15 | 92.1 |
| Les Josephson | 1 | 1 | 25 | 100.0 | 25.00 | 0 | 0.0 | 0 | 0.0 | 25 | 1/1 | 118.8 |
| Larry Smith | 2 | 0 | 0 | 0.0 | 0.00 | 0 | 0.0 | 0 | 0.0 | 0 | 0/0 | 39.6 |
| Pat Curran | 2 | 0 | 0 | 0.0 | 0.00 | 0 | 0.0 | 1 | 50.0 | 0 | 0/0 | 0.0 |
| Pat Studstill | 1 | 0 | 0 | 0.0 | 0.00 | 0 | 0.0 | 0 | 0.0 | 0 | 0/0 | 39.6 |
| **Rams** | **426** | **218** | **2,658** | **51.2** | **5.59** | **17** | **3.9** | **13** | **3.1** | **71** | **23/150** | **71.3** |
| **Opponents** | **378** | **196** | **2,615** | **51.9** | **5.08** | **15** | **3.9** | **19** | **5.0** | **67** | **53/426** | **66.4** |

# 1969 (11-3) 1st, NFC West - George Allen

| Date | W/L | Score | Opponent | Attend. |
|---|---|---|---|---|
| 9/21 | W | 27-20 | at Baltimore | (56,864) |
| 9/28 | W | 17-7 | Atlanta | (58,031) |
| 10/5 | W | 36-17 | New Orleans | (54,879) |
| 10/12 | W | 27-21 | at San Francisco | (45,995) |
| 10/19 | W | 34-21 | Green Bay | (78,947) |
| 10/26 | W | 9-7 | at Chicago | (45,985) |
| 11/2 | W | 38-6 | at Atlanta | (54,357) |
| 11/9 | W | 41-30 | San Francisco | (73,975) |
| 11/16 | W | 23-17 | at Philadelphia | (60,658) |
| 11/23 | W | 24-23 | Dallas | (79,105) |
| 11/30 | W | 24-13 | at Washington | (50,352) |
| 12/7 | L | 13-20 | Minnesota | (80,430) |
| 12/14 | L | 0-28 | at Detroit | (53,256) |
| 12/21 | L | 7-13 | Baltimore | (73,326) |
| **12/27** | **L** | **20-23** | **at Minnesota*** | **(47,900)** |
| **1/3/1968** | **W** | **31-0** | **Dallas**** | **(31,151)** |
| Total Attendance | | | | (945,211) |

*** Western Conference Playoff**
**** Playoff Bowl Game at Miami**

| | Rams | OPP |
|---|---|---|
| **First Downs** | **209** | **242** |
| Rushing | 75 | 84 |
| Passing | 114 | 125 |
| Penalty | 20 | 33 |
| **Total Net Yards** | **3,934** | **4,001** |
| Avg./Game | 281.0 | 285.8 |
| Total Plays | 814 | 895 |
| Avg./Play | 4.8 | 4.5 |
| **Net Yards Rushing** | **1,413** | **1,475** |
| Avg./Game | 100.9 | 105.4 |
| Total Rushes | 382 | 415 |
| **Net Yards Passing** | **2,521** | **2,526** |
| Avg./Game | 180.1 | 180.4 |
| Sacked-Yds. Lost | 17-129 | 50-393 |
| Gross Yards | 2,650 | 2,919 |
| Att-Comp-Int | 416-222-7 | 430-202-26 |
| Comp. % | 53.4 | 46.9 |
| **Punts/Avg.** | **80-40.7** | **77-41.0** |
| **Penalties/Yards** | **95-994** | **88-709** |
| **Fumbles/ Ball Lost** | **23-12** | **33-12** |
| **Touchdowns** | **36** | **26** |
| Rushing | 8 | 8 |
| Passing | 25 | 18 |
| Other | 3 | 0 |

| Score by Periods | 1 | 2 | 3 | 4 | T |
|---|---|---|---|---|---|
| **Rams** | 60 | 102 | 78 | 80 | 320 |
| Opponents | 53 | 82 | 37 | 71 | 243 |

| Scoring | TD | Ru | Pa | Rt | PAT | FG | S | Pts. |
|---|---|---|---|---|---|---|---|---|
| Bruce Gossett | 0 | 0 | 0 | 0 | 36-36 | 22-34 | 0 | 102 |
| Wendell Tucker | 7 | 0 | 7 | 0 | 0-0 | 0-0 | 0 | 42 |
| Jack Snow | 6 | 0 | 6 | 0 | 0-0 | 0-0 | 0 | 36 |
| Roman Gabriel | 5 | 5 | 0 | 0 | 0-0 | 0-0 | 0 | 30 |
| Billy Truax | 5 | 0 | 5 | 0 | 0-0 | 0-0 | 0 | 30 |
| Larry Smith | 3 | 1 | 2 | 0 | 0-0 | 0-0 | 0 | 18 |
| Tommy Mason | 2 | 1 | 1 | 0 | 0-0 | 0-0 | 0 | 12 |
| Les Josephson | 2 | 0 | 2 | 0 | 0-0 | 0-0 | 0 | 12 |
| Eddie Meador | 2 | 0 | 0 | 2 | 0-0 | 0-0 | 0 | 12 |
| Willie Ellison | 2 | 1 | 1 | 0 | 0-0 | 0-0 | 0 | 12 |
| Ron Smith | 1 | 0 | 0 | 1 | 0-0 | 0-0 | 0 | 6 |
| Bob Klein | 1 | 0 | 1 | 0 | 0-0 | 0-0 | 0 | 6 |
| TEAM | 0 | 0 | 0 | 0 | 0-0 | 0-0 | 1 | 2 |
| **Rams** | **36** | **8** | **25** | **3** | **36-36** | **22-34** | **1** | **320** |
| **Opponents** | **26** | **8** | **18** | **0** | **25-26** | **20-25** | **1** | **243** |

**Usual Starters**

| | | | |
|---|---|---|---|
| WR | Jack Snow (14) | DE | Deacon Jones (14) |
| LT | Charlie Cowan (14) | DT | Merlin Olsen (14) |
| LG | Tom Mack (14) | DT | Coy Bacon (13) |
| C | Ken Iman (14) | DE | Dirion Talbert (13) |
| RG | Joe Scibelli (7) | LLB | Jack Pardee (14) |
| | Mike LaHood (7) | MLB | Doug Woodlief (11) |
| RT | Bob Brown (14) | RLB | Maxie Baughan (13) |
| TE | Billy Truax (13) | CB | Clancy Williams (14) |
| WR | Wendell Tucker (14) | CB | Ron Smith (11) |
| QB | Roman Gabriel (14) | S | Richie Petitbon (12) |
| RB | Les Josephson (14) | S | Eddie Meador (14) |
| RB | Larry Smith (14) | | |

| Rushing | No. | Yards | Avg. | Long | TD |
|---|---|---|---|---|---|
| Larry Smith | 166 | 599 | 3.6 | 46 | 1 |
| Les Josephson | 124 | 461 | 3.7 | 17 | 0 |
| Roman Gabriel | 35 | 156 | 4.5 | 22 | 5 |
| Tommy Mason | 33 | 135 | 4.1 | 17 | 1 |
| Willie Ellison | 20 | 56 | 2.8 | 15 | 1 |
| Eddie Meador | 1 | 5 | 5.0 | 5 | 0 |
| Dick Bass | 1 | 1 | 1.0 | 1 | 0 |
| Izzy Lang | 1 | 1 | 1.0 | 1 | 0 |
| Karl Sweetan | 1 | -1 | -1.0 | -1 | 0 |
| **Rams** | **382** | **1,413** | **3.7** | **46** | **8** |
| **Opponents** | **415** | **1,475** | **3.6** | **28** | **8** |

| Receiving | No. | Yards | Avg. | Long | TD |
|---|---|---|---|---|---|
| Jack Snow | 49 | 734 | 15.0 | 74 | 6 |
| Larry Smith | 46 | 300 | 6.5 | 38 | 2 |
| Wendell Tucker | 38 | 629 | 16.6 | 93 | 7 |
| Billy Truax | 37 | 431 | 11.7 | 49 | 5 |
| Less Josephson | 32 | 295 | 9.2 | 51 | 2 |
| Tommy Mason | 11 | 185 | 16.9 | 67 | 1 |
| Willie Ellison | 4 | 31 | 7.8 | 14 | 1 |
| Pat Studstill | 3 | 28 | 9.3 | 11 | 0 |
| Bob Klein | 2 | 17 | 8.5 | 16 | 1 |
| **Rams** | **222** | **2,650** | **11.9** | **93** | **25** |
| **Opponents** | **202** | **2,919** | **14.5** | **70** | **18** |

| Interceptions | No. | Yards | Avg. | Long | TD |
|---|---|---|---|---|---|
| Eddie Meador | 5 | 97 | 19.4 | 38 | 2 |
| Richie Petitbon | 5 | 46 | 9.2 | 25 | 0 |
| Clancy Williams | 4 | 97 | 24.3 | 40 | 0 |
| Doug Woodlief | 4 | 29 | 7.3 | 10 | 0 |
| Ron Smith | 3 | 70 | 23.3 | 24 | 1 |
| Jim Nettles | 2 | 37 | 18.5 | 25 | 0 |
| Jack Pardee | 1 | 19 | 19.0 | 19 | 0 |
| Myron Pottios | 1 | 16 | 16.0 | 16 | 0 |
| Willie Daniel | 1 | 13 | 13.0 | 13 | 0 |
| **Rams** | **26** | **424** | **16.3** | **40** | **3** |
| **Opponents** | **7** | **40** | **5.7** | **29** | **0** |

| Punting | No. | Yards | Avg. | Long | Blk. |
|---|---|---|---|---|---|
| Pat Studstill | 80 | 3,259 | 40.7 | 60 | 0 |
| **Rams** | **80** | **3,259** | **40.7** | **60** | **0** |
| **Opponents** | **77** | **3,154** | **41.0** | **58** | **1** |

| Punt Returns | No. | FC | Yards | Avg. | Long | TD |
|---|---|---|---|---|---|---|
| Alvin Haymond | 33 | 8 | 435 | 13.2 | 52 | 0 |
| Ron Smith | 23 | 6 | 122 | 5.3 | 21 | 0 |
| John Pergine | 1 | 0 | 0 | 0.0 | 0 | 0 |
| Eddie Meador | 1 | 0 | -1 | -1.0 | -1 | 0 |
| **Rams** | **58** | **14** | **556** | **9.6** | **52** | **0** |
| **Opponents** | **36** | **13** | **181** | **5.0** | **19** | **0** |

| Kickoff Returns | No. | Yards | Avg. | Long | TD |
|---|---|---|---|---|---|
| Ron Smith | 27 | 585 | 21.7 | 37 | 0 |
| Alvin Haymond | 16 | 375 | 23.4 | 36 | 0 |
| Izzu Lang | 4 | 70 | 17.5 | 25 | 0 |
| Pat Curran | 2 | 28 | 14.0 | 22 | 0 |
| Willie Ellison | 2 | 38 | 19.0 | 22 | 0 |
| George Burman | 1 | 11 | 11.0 | 11 | 0 |
| Bob Klein | 1 | 0 | 0.0 | 0 | 0 |
| **Rams** | **53** | **1,107** | **20.9** | **37** | **0** |
| **Opponents** | **56** | **1,208** | **21.6** | **88** | **0** |

| Field Goals | 1-19 | 20-29 | 30-39 | 40-49 | 50+ |
|---|---|---|---|---|---|
| Bruce Gossett | 7-7 | 8-8 | 6-7 | 1-11 | 0-1 |
| **Rams** | **7-7** | **8-8** | **6-7** | **1-11** | **0-1** |

| Passing | Att. | Comp. | Yards | Pct. | Yards/Att. | TD | TD% | Int. | Int% | Long | Sack/Lost | Rating |
|---|---|---|---|---|---|---|---|---|---|---|---|---|
| Roman Gabriel | 399 | 217 | 2,549 | 54.4 | 6.39 | 24 | 6.0 | 7 | 1.8 | 93t | 14/112 | 86.8 |
| Karl Sweetan | 13 | 5 | 101 | 38.5 | 7.77 | 1 | 7.7 | 0 | 0.0 | 67t | 1/4 | 92.1 |
| Willie Ellison | 2 | 0 | 0 | 0.0 | 0.00 | 0 | 0.0 | 0 | 0.0 | 0 | 0/0 | 39.6 |
| Larry Smith | 1 | 0 | 0 | 0.0 | 0.00 | 0 | 0.0 | 0 | 0.0 | 0 | 2/13 | 39.6 |
| Eddie Meador | 1 | 0 | 0 | 0.0 | 0.00 | 0 | 0.0 | 0 | 0.0 | 0 | 0/0 | 39.6 |
| **Rams** | **416** | **222** | **2,650** | **53.4** | **5.82** | **25** | **6.0** | **7** | **1.7** | **93t** | **17/129** | **86.1** |
| **Opponents** | **430** | **202** | **2,919** | **46.9** | **6.79** | **18** | **4.2** | **26** | **6.0** | **70** | **50/393** | **58.3** |

# 1968 (10-3-1) 2nd, NFC West - George Allen

| Date | W/L | Score | Opponent | Attend. |
|---|---|---|---|---|
| 9/16 | W | 24-13 | at St. Louis | (49,757) |
| 9/22 | W | 45-10 | Pittsburgh | (49,647) |
| 9/29 | W | 24-6 | at Cleveland | (82,514) |
| 10/6 | W | 24-10 | San Francisco | (69,520) |
| 10/13 | W | 16-14 | at Green Bay (Mil.) | (49,646) |
| 10/20 | W | 27-14 | Atlanta | (54,443) |
| 10/27 | L | 10-27 | at Baltimore | (60,238) |
| 11/3 | W | 10-7 | Detroit | (77,982) |
| 11/10 | W | 17-10 | at Atlanta | (53,979) |
| 11/17 | T | 20-20 | at San Francisco | (41,815) |
| 11/24 | W | 24-21 | NEew York Giants | (68,534) |
| 12/1 | W | 31-3 | at Minnesota | (47,644) |
| 12/8 | L | 16-17 | Chicago | (66,368) |
| 12/15 | L | 24-28 | Baltimore | (69,397) |
| Total Attendance | | | | (841,484) |

| | Rams | OPP |
|---|---|---|
| **First Downs** | **245** | **190** |
| Rushing | 111 | 66 |
| Passing | 115 | 104 |
| Penalty | 19 | 20 |
| **Total Net Yards** | **4,104** | **3,118** |
| Avg./Game | 293.1 | 222.7 |
| Total Plays | 887 | 750 |
| Avg./Play | 4.7 | 4.2 |
| **Net Yards Rushing** | **1,932** | **1,305** |
| Avg./Game | 138.0 | 93.2 |
| Total Rushes | 503 | 397 |
| **Net Yards Passing** | **2,172** | **1,813** |
| Avg./Game | 155.1 | 129.5 |
| Sacked-Yds. Lost | 28-241 | 51-383 |
| Gross Yards | 2,413 | 2,196 |
| Att-Comp-Int | 384-189-17 | 353-158-25 |
| Comp. % | 49.2 | 44.8 |
| **Punts/Avg.** | **81-39.6** | **88-40.0** |
| **Penalties/Yards** | **74-760** | **88-806** |
| **Fumbles/ Ball Lost** | **21-12** | **31-19** |
| **Touchdowns** | **37** | **25** |
| Rushing | 14 | 9 |
| Passing | 20 | 12 |
| Other | 3 | 4 |

| Score by Periods | 1 | 2 | 3 | 4 | T |
|---|---|---|---|---|---|
| **Rams** | 62 | 91 | 64 | 95 | 312 |
| Opponents | 57 | 71 | 27 | 45 | 200 |

| Scoring | TD | Ru | Pa | Rt | PAT | FG | S | Pts. |
|---|---|---|---|---|---|---|---|---|
| Bruce Gossett | 0 | 0 | 0 | 0 | 37-37 | 17-31 | 0 | 88 |
| Willie Ellison | 7 | 5 | 2 | 0 | 0-0 | 0-0 | 0 | 42 |
| Bernie Casey | 5 | 0 | 5 | 0 | 0-0 | 0-0 | 0 | 30 |
| Wednell Tucker | 4 | 0 | 4 | 0 | 0-0 | 0-0 | 0 | 24 |
| Roman Gabriel | 4 | 4 | 0 | 0 | 0-0 | 0-0 | 0 | 24 |
| Dick Bass | 3 | 1 | 2 | 0 | 0-0 | 0-0 | 0 | 18 |
| Billy Truax | 3 | 0 | 3 | 0 | 0-0 | 0-0 | 0 | 18 |
| Tommy Mason | 3 | 3 | 0 | 0 | 0-0 | 0-0 | 0 | 18 |
| Jack Snow | 3 | 0 | 3 | 0 | 0-0 | 0-0 | 0 | 18 |
| Jack Pardee | 2 | 0 | 0 | 2 | 0-0 | 0-0 | 0 | 12 |
| Ron Smith | 1 | 0 | 0 | 1 | 0-0 | 0-0 | 0 | 6 |
| Henry Dyer | 1 | 1 | 0 | 0 | 0-0 | 0-0 | 0 | 6 |
| Pat Studstill | 1 | 0 | 1 | 0 | 0-0 | 0-0 | 0 | 6 |
| Dave Pivec | 0 | 0 | 0 | 0 | 0-0 | 0-0 | 1 | 2 |
| **Rams** | **37** | **14** | **20** | **3** | **37-37** | **17-31** | **1** | **312** |
| **Opponents** | **25** | **9** | **12** | **4** | **23-24** | **9-17** | **0** | **200** |

### Usual Starters

| | | | |
|---|---|---|---|
| E | Jack Snow (13) | DE | Deacon Jones (14) |
| LT | Joe Carollo (14) | DT | Merlin Olsen (14) |
| LG | Tom Mack (14) | DT | Roger Brown (14) |
| C | Ken Iman (14) | DE | Gregg Schumacher (9) |
| RG | Joe Scibelli (14) | LLB | Jack Pardee (14) |
| RT | Charlie Cowan (13) | MLB | Myron Pottios (14) |
| TE | Billy Truax (13) | RLB | Maxie Baughan (14) |
| FL | Bernie Casey (11) | CB | Clancy Williams (12) |
| QB | Roman Gabriel (14) | CB | Irv Cross (14) |
| RB | Willie Ellison (8) | S | Ron Smith (14) |
| | Tommy Mason (7) | S | Eddie Meador (14) |
| RB | Dick Bass (10) | | |

| Rushing | No. | Yards | Avg. | Long | TD |
|---|---|---|---|---|---|
| Willie Ellison | 151 | 616 | 4.1 | 52t | 5 |
| Dick Bass | 121 | 494 | 4.1 | 20 | 1 |
| Tommy Mason | 108 | 395 | 3.7 | 19 | 3 |
| Roman Gabriel | 34 | 139 | 4.1 | 19 | 4 |
| Mike Dennis | 29 | 136 | 4.7 | 16 | 0 |
| Henry Dyer | 55 | 136 | 2.5 | 15 | 1 |
| Eddie Meador | 1 | 11 | 11.0 | 11 | 0 |
| Milt Plum | 2 | 3 | 1.5 | 2 | 0 |
| Vilnis Ezerins | 2 | 2 | 1.0 | 1 | 0 |
| **Rams** | **503** | **1,932** | **3.8** | **52t** | **14** |
| **Opponents** | **397** | **1,305** | **3.3** | **28** | **9** |

| Receiving | No. | Yards | Avg. | Long | TD |
|---|---|---|---|---|---|
| Billy Truax | 35 | 417 | 11.9 | 22 | 3 |
| Bernie Casey | 29 | 565 | 19.5 | 55t | 5 |
| Jack Snow | 29 | 500 | 17.2 | 54 | 3 |
| Dick Bass | 27 | 195 | 7.2 | 28t | 2 |
| Willie Ellison | 20 | 248 | 12.4 | 36t | 2 |
| Tommy Mason | 15 | 144 | 9.6 | 31 | 0 |
| Mike Dennis | 8 | 53 | 6.6 | 17 | 0 |
| Henry Dyer | 8 | 37 | 4.6 | 15 | 0 |
| Wendell Tucker | 7 | 124 | 17.7 | 60t | 4 |
| Pat Studstill | 7 | 108 | 15.4 | 25 | 1 |
| Dave Pivec | 3 | 27 | 9.0 | 12 | 0 |
| Roman Gabriel | 1 | -5 | -5.0 | 0 | 0 |
| **Rams** | **189** | **2,413** | **12.8** | **60t** | **20** |
| **Opponents** | **158** | **2,196** | **13.9** | **65** | **12** |

| Interceptions | No. | Yards | Avg. | Long | TD |
|---|---|---|---|---|---|
| Clancy Williams | 7 | 51 | 7.3 | 36 | 0 |
| Eddie Meador | 6 | 37 | 6.2 | 20 | 0 |
| Maxie Baughan | 4 | 29 | 7.3 | 16 | 0 |
| Ron Smith | 3 | 28 | 9.3 | 19 | 0 |
| Irv Cross | 3 | 0 | 0.0 | 0 | 0 |
| Jack Pardee | 2 | 75 | 37.5 | 46t | 2 |
| **Rams** | **25** | **220** | **8.8** | **46t** | **2** |
| **Opponents** | **17** | **286** | **16.8** | **90t** | **2** |

| Punting | No. | Yards | Avg. | Long | Blk. |
|---|---|---|---|---|---|
| Pat Studstill | 81 | 3,207 | 39.6 | 58 | 0 |
| **Rams** | **81** | **3,207** | **39.6** | **58** | **0** |
| **Opponents** | **88** | **3,522** | **40.0** | **65** | **3** |

| Punt Returns | No. | FC | Yards | Avg. | Long | TD |
|---|---|---|---|---|---|---|
| Ron Smith | 27 | 6 | 171 | 6.3 | 24 | 0 |
| Eddie Meador | 17 | 15 | 136 | 8.0 | 40 | 0 |
| **Rams** | **44** | **21** | **307** | **7.0** | **40** | **0** |
| **Opponents** | **30** | **29** | **206** | **6.9** | **54** | **1** |

| Kickoff Returns | No. | Yards | Avg. | Long | TD |
|---|---|---|---|---|---|
| Ron Smith | 26 | 718 | 27.6 | 94t | 1 |
| Willie Ellison | 12 | 268 | 22.3 | 40 | 0 |
| Mike Dennis | 2 | 2 | 1.0 | 2 | 0 |
| Clancy Williams | 1 | 16 | 16.0 | 16 | 0 |
| Eddie Meador | 1 | 20 | 20.0 | 20 | 0 |
| Vilnis Ezerins | 1 | 0 | 0.0 | 0 | 0 |
| Dave Pivec | 2 | 0 | 0.0 | 0 | 0 |
| **Rams** | **45** | **1,024** | **22.8** | **94t** | **1** |
| **Opponents** | **62** | **1,262** | **20.4** | **98t** | **1** |

| Passing | Att. | Comp. | Yards | Pct. | Yards/Att. | TD | TD% | Int. | Int% | Long | Sack/Lost | Rating |
|---|---|---|---|---|---|---|---|---|---|---|---|---|
| Roman Gabriel | 366 | 184 | 2,364 | 50.3 | 6.46 | 19 | 5.2 | 16 | 4.4 | 60t | n/a | 70.0 |
| Milt Plum | 12 | 5 | 49 | 41.7 | 4.08 | 1 | 8.3 | 1 | 8.3 | 25 | n/a | 46.9 |
| Tommy Mason | 2 | 0 | 0 | 0.0 | 0.00 | 0 | 0.0 | 0 | 0.0 | 0 | n/a | 39.6 |
| Mike Dennis | 2 | 0 | 0 | 0.0 | 0.00 | 0 | 0.0 | 0 | 0.0 | 0 | n/a | 39.6 |
| Willie Ellison | 1 | 0 | 0 | 0.0 | 0.00 | 0 | 0.0 | 0 | 0.0 | 0 | n/a | 39.6 |
| Pat Studstill | 1 | 0 | 0 | 0.0 | 0.00 | 0 | 0.0 | 0 | 0.0 | 0 | n/a | 39.6 |
| **Rams** | **384** | **189** | **2,413** | **49.2** | **5.27** | **20** | **5.2** | **17** | **4.4** | **60t** | **28/241** | **68.2** |
| **Opponents** | **353** | **158** | **2,196** | **44.8** | **6.22** | **12** | **3.4** | **25** | **7.1** | **65** | **51/383** | **47.1** |

# 1967 (11-1-2) 1st, NFC West - George Allen

| Date | W/L | Score | Opponent | Attend. |
|---|---|---|---|---|
| 9/17 | W | 27-13 | at New Orleans | (80,879) |
| 9/22 | W | 39-3 | Minnesota | (52,255) |
| 10/1 | W | 35-13 | at Dallas | (75,229) |
| 10/8 | L | 24-27 | San Francisco | (60,424) |
| 10/15 | T | 24-24 | at Baltimore | (60,238) |
| 10/22 | T | 28-28 | Washington | (55,381) |
| 10/29 | W | 28-17 | atChicago | (46,073) |
| 11/5 | W | 17-7 | at San Francisco | (53,194) |
| 11/12 | W | 33-17 | Philadelphia | (57,628) |
| 11/19 | W | 31-7 | at Atlanta | (56,871) |
| 11/23 | W | 31-7 | at Detroit | (54,389) |
| 12/3 | W | 20-3 | Atlanta | (40,395) |
| 12/9 | W | 27-24 | Green Bay | (76,637) |
| 12/17 | W | 34-10 | Baltimore | (77,277) |
| **12/23** | **L** | **7-28** | **at Green Bay*** | **(49,861)** |
| **1/7** | **W** | **30-6** | **Cleveland**** | **(37,102)** |
| Total Attendance | | | | (933,833) |

*** Western Conference Playoff**
**** Playoff Bowl Game at Miami**

| | Rams | OPP |
|---|---|---|
| **First Downs** | **262** | **200** |
| Rushing | 106 | 75 |
| Passing | 133 | 104 |
| Penalty | 23 | 21 |
| **Total Net Yards** | **4,640** | **3,526** |
| Avg./Game | 331.4 | 251.9 |
| Total Plays | 880 | 806 |
| Avg./Play | 5.3 | 4.4 |
| **Net Yards Rushing** | **1,906** | **1,119** |
| Avg./Game | 136.1 | 79.9 |
| Total Rushes | 490 | 361 |
| **Net Yards Passing** | **2,734** | **2,407** |
| Avg./Game | 173.9 | 171.9 |
| Sacked-Yds. Lost | 25-213 | 43-287 |
| Gross Yards | 2,947 | 2,694 |
| Att-Comp-Int | 390-206-16 | 445-212-32 |
| Comp. % | 52.8 | 47.6 |
| **Punts/Avg.** | **68-42.2** | **86-40.8** |
| **Penalties/Yards** | **85-854** | **91-912** |
| **Fumbles/ Ball Lost** | **32-13** | **18-13** |
| **Touchdowns** | **48** | **23** |
| Rushing | 16 | 6 |
| Passing | 28 | 14 |
| Other | 4 | 3 |

| Score by Periods | 1 | 2 | 3 | 4 | T |
|---|---|---|---|---|---|
| **Rams** | 32 | 133 | 103 | 130 | 398 |
| Opponents | 54 | 60 | 34 | 48 | 196 |

| Scoring | TD | Ru | Pa | Rt | PAT | FG | S | Pts. |
|---|---|---|---|---|---|---|---|---|
| JGossett | 0 | 0 | 0 | 0 | 48-48 | 20-43 | 0 | 108 |
| Josephson | 8 | 4 | 4 | 0 | 0-0 | 0-0 | 0 | 48 |
| Snow | 8 | 0 | 8 | 0 | 0-0 | 0-0 | 0 | 48 |
| Casey | 8 | 0 | 8 | 0 | 0-0 | 0-0 | 0 | 48 |
| Bass | 7 | 6 | 1 | 0 | 0-0 | 0-0 | 0 | 42 |
| Gabriel | 6 | 6 | 0 | 0 | 0-0 | 0-0 | 0 | 36 |
| Truax | 4 | 0 | 4 | 0 | 0-0 | 0-0 | 0 | 24 |
| Pardee | 2 | 0 | 0 | 2 | 0-0 | 0-0 | 0 | 12 |
| Pope | 2 | 0 | 2 | 0 | 0-0 | 0-0 | 0 | 12 |
| Meador | 2 | 0 | 0 | 2 | 0-0 | 0-0 | 0 | 12 |
| Pivec | 1 | 0 | 1 | 0 | 0-0 | 0-0 | 0 | 6 |
| D. Jones | 0 | 0 | 0 | 0 | 0-0 | 0-0 | 1 | 2 |
| **Rams** | **48** | **16** | **28** | **4** | **48-48** | **20-43** | **1** | **398** |
| **Opponents** | **23** | **6** | **14** | **3** | **22-23** | **12-26** | **0** | **196** |

**Usual Starters**

| | | | |
|---|---|---|---|
| E | Jack Snow | DE | Deacon Jones |
| LT | Joe Carollo | DT | Merlin Olsen |
| LG | Tom Mack | DT | Roger Brown |
| C | Ken Iman | DE | Lamar Lundy |
| RG | Joe Scibelli | LLB | Jack Pardee |
| RT | Charlie Cowan | MLB | Myron Pottios |
| TE | Billy Truax | RLB | Maxie Baughan |
| FL | Bernie Casey | CB | Clancy Williams |
| QB | Roman Gabriel | CB | Irv Cross |
| RB | Les Josephson | S | Chuck Lamson |
| RB | Dick Bass | S | Eddie Meador |

| Rushing | No. | Yards | Avg. | Long | TD |
|---|---|---|---|---|---|
| Josephson | 178 | 800 | 4.5 | 27 | 4 |
| Bass | 187 | 627 | 3.4 | 27 | 6 |
| Mason | 63 | 213 | 3.4 | 16 | 0 |
| Gabriel | 43 | 198 | 4.6 | 23 | 6 |
| Ellison | 14 | 84 | 6.0 | 42 | 0 |
| Stiger | 3 | 6 | 2.0 | 3 | 0 |
| Munson | 2 | -22 | -11.0 | 0 | 0 |
| **Rams** | **490** | **1,906** | **3.9** | **42** | **16** |
| **Opponents** | **361** | **1,119** | **3.1** | **31** | **6** |

| Receiving | No. | Yards | Avg. | Long | TD |
|---|---|---|---|---|---|
| Casey | 53 | 871 | 16.4 | 57t | 8 |
| Truax | 37 | 487 | 13.2 | 41 | 4 |
| Josephson | 37 | 400 | 10.8 | 48 | 4 |
| Snow | 28 | 735 | 26.3 | 80t | 8 |
| Bass | 27 | 212 | 7.9 | 30 | 1 |
| Mason | 13 | 70 | 5.4 | 24 | 0 |
| Pope | 8 | 152 | 19.0 | 48t | 2 |
| Pivec | 2 | 2 | 1.0 | 2t | 1 |
| Ellison | 1 | 18 | 18.0 | 18 | 0 |
| **Rams** | **206** | **2,947** | **14.3** | **80t** | **28** |
| **Opponents** | **212** | **2,694** | **12.7** | **86t** | **14** |

| Interceptions | No. | Yards | Avg. | Long | TD |
|---|---|---|---|---|---|
| Meador | 8 | 103 | 12.9 | 30t | 2 |
| Pardee | 6 | 95 | 15.8 | 40t | 2 |
| C. Williams | 4 | 75 | 18.8 | 29 | 0 |
| Baughan | 4 | 69 | 17.3 | 31 | 0 |
| Daniel | 2 | 45 | 22.5 | 35 | 0 |
| Woodlief | 2 | 24 | 12.0 | 15 | 0 |
| Lamson | 2 | 18 | 9.0 | 10 | 0 |
| Cross | 2 | 0 | 0.0 | 0 | 0 |
| Pottios | 1 | 24 | 24.0 | 24 | 0 |
| Crabb | 1 | 23 | 23.0 | 23 | 0 |
| **Rams** | **32** | **476** | **14.9** | **40t** | **4** |
| **Opponents** | **16** | **186** | **11.6** | **38** | **0** |

| Punting | No. | Yards | Avg. | Long | Blk. |
|---|---|---|---|---|---|
| Kilgore | 68 | 2,872 | 42.2 | 68 | 2 |
| **Rams** | **68** | **2,872** | **42.2** | **68** | **2** |
| **Opponents** | **86** | **3,510** | **40.8** | **69** | **2** |

| Punt Returns | No. | FC | Yards | Avg. | Long | TD |
|---|---|---|---|---|---|---|
| Cross | 17 | 6 | 136 | 8.0 | 39 | 0 |
| Meador | 21 | 7 | 131 | 6.2 | 22 | 0 |
| Tucker | 6 | 1 | 40 | 6.7 | 11 | 0 |
| Stiger | 4 | 0 | 9 | 2.3 | 5 | 0 |
| Crabb | 1 | 0 | 0 | 0.0 | 0 | 0 |
| Winston | 1 | 0 | 12 | 12.0 | 12 | 0 |
| **Rams** | **50** | **14** | **328** | **6.6** | **39** | **0** |
| **Opponents** | **33** | **8** | **240** | **7.3** | **51** | **0** |

| Kickoff Returns | No. | Yards | Avg. | Long | TD |
|---|---|---|---|---|---|
| Ellison | 13 | 340 | 26.2 | 58 | 0 |
| Tucker | 11 | 242 | 22.0 | 37 | 0 |
| C. Williams | 7 | 161 | 23.0 | 29 | 0 |
| Josephson | 5 | 91 | 18.2 | 35 | 0 |
| Cross | 4 | 134 | 33.5 | 50 | 0 |
| Winston | 3 | 65 | 21.7 | 24 | 0 |
| **Rams** | **43** | **1,033** | **24.0** | **58** | **0** |
| **Opponents** | **66** | **1,414** | **21.4** | **104t** | **2** |

| Passing | Att. | Comp. | Yards | Pct. | Yards/Att. | TD | TD% | Int. | Int% | Long | Sack/Lost | Rating |
|---|---|---|---|---|---|---|---|---|---|---|---|---|
| Roman Gabriel | 371 | 196 | 2,779 | 52.8 | 7.49 | 25 | 6.7 | 13 | 2.9 | 80t | n/a | 85.2 |
| Bill Munson | 10 | 5 | 38 | 50.0 | 3.80 | 1 | 10.0 | 2 | 20.0 | 18 | n/a | 52.1 |
| Tommy Mason | 3 | 2 | 65 | 66.7 | 21.67 | 1 | 33.3 | 0 | 0.0 | 51t | n/a | 149.3 |
| Les Josephson | 5 | 2 | 47 | 40.0 | 9.40 | 0 | 0.0 | 1 | 20.0 | 24 | n/a | 35.0 |
| Eddie Meador | 1 | 1 | 18 | 100.0 | 18.00 | 1 | 100.0 | 0 | 0.0 | 18 | n/a | 158.3 |
| **Rams** | **390** | **206** | **2,947** | **52.8** | **6.59** | **28** | **7.2** | **16** | **4.1** | **80t** | **25/213** | **84.4** |
| **Opponents** | **445** | **212** | **2,694** | **47.7** | **6.05** | **14** | **3.1** | **32** | **7.2** | **86t** | **43/287** | **47.5** |

# 1966 (8-6) 3rd, Western Conf - George Allen

| Date | W/L | Score | Opponent | Attend. |
|---|---|---|---|---|
| 9/11 | W | 19-14 | at Atlanta | (54,418) |
| 9/16 | W | 31-17 | Chicago | (58,916) |
| 9/25 | L | 13-24 | at Green Bay | (50,861) |
| 9/30 | W | 34-3 | San Francisco | (45,642) |
| 10/9 | W | 14-7 | at Detroit | (52,793) |
| 10/16 | L | 7-35 | at Minnesota | (47,426) |
| 10/23 | L | 10-17 | at Chicago | (47,475) |
| 10/30 | L | 3-17 | Baltimore | (57,898) |
| 11/6 | L | 13-21 | at San Francisco | (35,372) |
| 11/13 | W | 55-14 | New York Giants | (34,746) |
| 11/20 | W | 21-6 | Minnesota | (38,775) |
| 11/27 | W | 23-7 | at Baltimore | (60,238) |
| 12/4 | W | 23-3 | Detroit | (40,039) |
| 12/18 | L | 23-27 | Green Bay | (72,416) |
| Total Attendance | | | | (697,015) |

| | Rams | OPP |
|---|---|---|
| **First Downs** | **255** | **196** |
| Rushing | 103 | 64 |
| Passing | 133 | 114 |
| Penalty | 19 | 18 |
| **Total Net Yards** | **4,282** | **3,771** |
| Avg./Game | 305.9 | 269.4 |
| Total Plays | 952 | 852 |
| Avg./Play | 4.5 | 4.4 |
| **Net Yards Rushing** | **1,742** | **1,302** |
| Avg./Game | 124.4 | 93.0 |
| Total Rushes | 448 | 401 |
| **Net Yards Passing** | **2,540** | **2,469** |
| Avg./Game | 181.4 | 176.4 |
| Sacked-Yds. Lost | 54-351 | 45-361 |
| Gross Yards | 2,891 | 2,830 |
| Att-Comp-Int | 450-249-17 | 406-190-26 |
| Comp. % | 55.3 | 46.8 |
| **Punts/Avg.** | **71-42.8** | **73-43.8** |
| **Penalties/Yards** | **72-651** | **76-704** |
| **Fumbles/ Ball Lost** | **25-12** | **37-20** |
| **Touchdowns** | **29** | **26** |
| Rushing | 12 | 10 |
| Passing | 12 | 13 |
| Returns | 5 | 3 |

| Scoring | TD | Ru | Pa | Rt | PAT | FG | S | Pts. |
|---|---|---|---|---|---|---|---|---|
| Bruce Gossett | 0 | 0 | 0 | 0 | 29-29 | 28-49 | 0 | 113 |
| Dick Bass | 8 | 8 | 0 | 0 | 0-0 | 0-0 | 0 | 48 |
| Tom Moore | 4 | 1 | 3 | 0 | 0-0 | 0-0 | 0 | 24 |
| Roman Gabriel | 3 | 3 | 0 | 0 | 0-0 | 0-0 | 0 | 18 |
| Jack Snow | 3 | 0 | 3 | 0 | 0-0 | 0-0 | 0 | 18 |
| Tommy McDonald | 2 | 0 | 2 | 0 | 0-0 | 0-0 | 0 | 12 |
| Les Josephson | 1 | 0 | 1 | 0 | 0-0 | 0-0 | 0 | 6 |
| Bucky Pope | 1 | 0 | 1 | 0 | 0-0 | 0-0 | 0 | 6 |
| Jim Stiger | 1 | 0 | 1 | 0 | 0-0 | 0-0 | 0 | 6 |
| Marlin McKeever | 1 | 0 | 1 | 0 | 0-0 | 0-0 | 0 | 6 |
| Irv Cross | 1 | 0 | 0 | 1 | 0-0 | 0-0 | 0 | 6 |
| Lamar Lundy | 1 | 0 | 0 | 1 | 0-0 | 0-0 | 0 | 6 |
| Billy Truax | 1 | 0 | 0 | 1 | 0-0 | 0-0 | 0 | 6 |
| Clancy Williams | 1 | 0 | 0 | 1 | 0-0 | 0-0 | 0 | 6 |
| Chuck Lamson | 1 | 0 | 0 | 1 | 0-0 | 0-0 | 0 | 6 |
| Rosey Grier | 0 | 0 | 0 | 0 | 0-0 | 0-0 | 1 | 2 |
| **Rams** | **29** | **12** | **12** | **5** | **29-29** | **28-49** | **1** | **289** |
| **Opponents** | **26** | **10** | **13** | **3** | **26-26** | **10-22** | **0** | **212** |

### Usual Starters

| | | | |
|---|---|---|---|
| E | Jack Snow | DE | Deacon Jones |
| LT | Joe Carollo | DT | Merlin Olsen |
| LG | Tom Mack | DT | Rosey Grier |
| C | Ken Iman | DE | Lamar Lundy |
| RG | Joe Scibelli | LLB | Jack Pardee |
| RT | Charlie Cowan | MLB | Bill George |
| TE | Billy Truax | RLB | Maxie Baughan |
| FL | Tommy McDonald | CB | Clancy Williams |
| QB | Roman Gabriel | CB | Irv Cross |
| RB | Les Josephson | S | Chuck Lamson |
| RB | Dick Bass | S | Eddie Meador |

| Rushing | No. | Yards | Avg. | Long | TD |
|---|---|---|---|---|---|
| Dick Bass | 248 | 1,090 | 4.7 | 50 | 8 |
| Tom Moore | 104 | 292 | 2.8 | 18 | 1 |
| Roman Gabriel | 52 | 176 | 3.9 | 14 | 3 |
| Les Josephson | 14 | 97 | 6.9 | 14 | 0 |
| Jim Stiger | 24 | 95 | 4.0 | 19 | 0 |
| Eddie Meador | 1 | 7 | 7.0 | 7 | 0 |
| Bill Munson | 4 | 3 | 0.8 | 2 | 0 |
| **Rams** | **448** | **1,742** | **3.9** | **50** | **12** |
| **Opponents** | **401** | **1,302** | **3.2** | **n/a** | **10** |

| Receiving | No. | Yards | Avg. | Long | TD |
|---|---|---|---|---|---|
| Tom Moore | 60 | 433 | 7.2 | 30t | 3 |
| Tommy McDonald | 55 | 714 | 13.0 | 62 | 2 |
| Jack Snow | 34 | 634 | 18.6 | 84t | 3 |
| Dick Bass | 31 | 274 | 8.8 | 40 | 0 |
| Billy Truax | 29 | 314 | 10.8 | 21 | 0 |
| Marlin McKeever | 23 | 277 | 12.0 | 31 | 1 |
| Jim Stiger | 8 | 72 | 9.0 | 18 | 1 |
| Steve Heckard | 5 | 102 | 20.4 | 50 | 0 |
| Les Josephson | 2 | 10 | 5.0 | 6 | 1 |
| Claude Crabb | 1 | 47 | 47.0 | 47 | 0 |
| Bucky Pope | 1 | 14 | 14.0 | 14t | 1 |
| **Rams** | **249** | **2,891** | **11.6** | **84t** | **12** |
| **Opponents** | **190** | **2,830** | **12.9** | **n/a** | **13** |

| Interceptions | No. | Yards | Avg. | Long | TD |
|---|---|---|---|---|---|
| Clancy Williams | 8 | 97 | 12.1 | 32t | 1 |
| Eddie Meador | 5 | 60 | 12.0 | 31 | 0 |
| Chuck Lamson | 5 | 59 | 11.8 | 44t | 1 |
| Maxie Baughan | 2 | 3 | 1.5 | 3 | 0 |
| Jack Pardee | 2 | 0 | 0.0 | 0 | 0 |
| Irv Cross | 1 | 60 | 60.0 | 60t | 1 |
| Deacon Jones | 1 | 50 | 50.0 | 50 | 0 |
| Lamar Lundy | 1 | 33 | 33.0 | 33t | 1 |
| Hank Gremminger | 1 | 0 | 0.0 | 0 | 0 |
| **Rams** | **26** | **362** | **13.9** | **60t** | **4** |
| **Opponents** | **17** | **338** | **19.9** | **100t** | **2** |

| Punting | No. | Yards | Avg. | Long | Blk. |
|---|---|---|---|---|---|
| Jon Kilgore | 71 | 3,037 | 42.8 | 58 | 0 |
| **Rams** | **71** | **3,037** | **42.8** | **58** | **0** |
| **Opponents** | **73** | **3,194** | **43.8** | **n/a** | **n/a** |

| Punt Returns | No. | FC | Yards | Avg. | Long | TD |
|---|---|---|---|---|---|---|
| Jim Stiger | 33 | 7 | 259 | 7.8 | 49 | 0 |
| Irv Cross | 12 | 4 | 82 | 6.8 | 24 | 0 |
| **Rams** | **45** | **11** | **341** | **7.6** | **49** | **0** |
| **Opponents** | **49** | **n/a** | **269** | **5.5** | **76** | **0** |

| Kickoff Returns | No. | Yards | Avg. | Long | TD |
|---|---|---|---|---|---|
| Clancy Williams | 15 | 420 | 28.0 | 81 | 0 |
| Irv Cross | 12 | 348 | 29.0 | 67 | 0 |
| Jim Stiger | 7 | 150 | 21.4 | 28 | 0 |
| Henry Dyer | 5 | 61 | 12.2 | 21 | 0 |
| Dan Currie | 1 | 25 | 25.0 | 25 | 0 |
| Marlin McKeever | 1 | 8 | 8.0 | 8 | 0 |
| Chuck Lamson | 1 | 3 | 3.0 | 3 | 0 |
| **Rams** | **42** | **1,015** | **24.2** | **81** | **0** |
| **Opponents** | **58** | **1,329** | **22.9** | **94** | **1** |

| Passing | Att. | Comp. | Yards | Pct. | Yards/Att. | TD | TD% | Int. | Int% | LG | Sack/Lost | Rating |
|---|---|---|---|---|---|---|---|---|---|---|---|---|
| Roman Gabriel | 397 | 217 | 2,540 | 54.7 | 6.40 | 10 | 2.5 | 16 | 4.0 | 84t | n/a | 65.9 |
| Bill Munson | 50 | 30 | 284 | 60.0 | 5.68 | 2 | 4.0 | 1 | 2.0 | 25 | n/a | 80.8 |
| Jon Kilgore | 1 | 1 | 47 | 100.0 | 47.00 | 0 | 0.0 | 0 | 0.0 | 47 | n/a | 118.8 |
| Tom Moore | 1 | 1 | 20 | 100.0 | 20.00 | 0 | 0.0 | 0 | 0.0 | 20 | n/a | 118.8 |
| Eddie Meador | 1 | 0 | 0 | 0.0 | 0.00 | 0 | 0.0 | 0 | 0.0 | 0 | n/a | 39.6 |
| **Rams** | **450** | **249** | **2,891** | **55.3** | **5.04** | **12** | **2.7** | **17** | **3.8** | **84t** | **54/351** | **68.1** |
| **Opponents** | **406** | **190** | **2,830** | **46.8** | **5.47** | **13** | **3.2** | **26** | **6.4** | **n/a** | **45/361** | **54.1** |

# 1965 (4-10) 7th, Western Conf - H. Svare

| Date | W/L | Score | Opponent | Attend. |
|---|---|---|---|---|
| 9/19 | L | 0-20 | at Detroit | (46,941) |
| 9/26 | W | 30-28 | Chicago | (36,359) |
| 10/3 | L | 35-38 | Minnesota | (36,755) |
| 10/10 | L | 6-31 | at Chicago | (45,760) |
| 10/17 | L | 21-45 | San Francisco | (38,615) |
| 10/24 | L | 20-35 | at Baltimore | (60,238) |
| 10/31 | L | 7-31 | Detroit | (35,187) |
| 11/7 | L | 13-24 | at Minnesota | (47,426) |
| 11/14 | L | 3-6 | at Green Bay | (48,485) |
| 11/21 | L | 27-30 | at San Francisco | (39,253) |
| 11/28 | W | 21-10 | Green Bay | (39,733) |
| 12/5 | W | 27-3 | at St. Louis | (27,943) |
| 12/12 | W | 42-7 | Cleveland | (49,048) |
| 12/18 | L | 17-20 | Baltimore | (46,636) |
| Total Attendance | | | | (598,379) |

| | Rams | OPP |
|---|---|---|
| **First Downs** | **251** | **208** |
| Rushing | 76 | 82 |
| Passing | 153 | 113 |
| Penalty | 22 | 13 |
| **Total Net Yards** | **4,179** | **4,023** |
| Avg./Game | 298.5 | 287.4 |
| Total Plays | 868 | 798 |
| Avg./Play | 4.8 | 5.0 |
| **Net Yards Rushing** | **1,464** | **1,409** |
| Avg./Game | 104.6 | 100.7 |
| Total Rushes | 378 | 417 |
| **Net Yards Passing** | **2,715** | **2,614** |
| Avg./Game | 193.9 | 186.7 |
| Sacked-Yds. Lost | 45-344 | 32-270 |
| Gross Yards | 3,059 | 2,884 |
| Att-Comp-Int | 445-230-19 | 349-205-11 |
| Comp. % | 51.7 | 58.7 |
| **Punts/Avg.** | **66-39.7** | **66-45.4** |
| **Penalties/Yards** | **61-560** | **70-566** |
| **Fumbles/ Ball Lost** | **40-22** | **27-15** |
| **Touchdowns** | **32** | **40** |
| Rushing | 8 | 16 |
| Passing | 22 | 22 |
| Returns | 2 | 2 |

| Scoring | TD | Ru | Pa | Rt | PAT | FG | S | Pts. |
|---|---|---|---|---|---|---|---|---|
| Bruce Gossett | 0 | 0 | 0 | 0 | 30-32 | 15-26 | 0 | 75 |
| Tommy McDonald | 9 | 0 | 9 | 0 | 0-0 | 0-0 | 0 | 54 |
| Dick Bass | 4 | 2 | 2 | 0 | 0-0 | 0-0 | 0 | 24 |
| Marlin McKeever | 4 | 0 | 4 | 0 | 0-0 | 0-0 | 0 | 24 |
| Terry Baker | 3 | 1 | 2 | 0 | 0-0 | 0-0 | 0 | 18 |
| Jack Snow | 3 | 0 | 3 | 0 | 0-0 | 0-0 | 0 | 18 |
| Roman Gabriel | 2 | 2 | 0 | 0 | 0-0 | 0-0 | 0 | 12 |
| Bill Munson | 1 | 1 | 0 | 0 | 0-0 | 0-0 | 0 | 6 |
| Ben Wilson | 1 | 1 | 0 | 0 | 0-0 | 0-0 | 0 | 6 |
| Billy Truax | 1 | 0 | 1 | 0 | 0-0 | 0-0 | 0 | 6 |
| Eddie Meador | 1 | 1 | 0 | 0 | 0-0 | 0-0 | 0 | 6 |
| Willie Brown | 1 | 0 | 1 | 0 | 0-0 | 0-0 | 0 | 6 |
| Aaron Martin | 1 | 0 | 0 | 1 | 0-0 | 0-0 | 0 | 6 |
| Frank Molden | 1 | 0 | 0 | 1 | 0-0 | 0-0 | 0 | 6 |
| Deacon Jones | 0 | 0 | 0 | 0 | 0-0 | 0-0 | 1 | 2 |
| **Rams** | **32** | **8** | **22** | **2** | **30-32** | **15-26** | **1** | **269** |
| **Opponents** | **40** | **16** | **22** | **2** | **40-40** | **16-32** | **0** | **328** |

**Usual Starters**

| | | | |
|---|---|---|---|
| E | Jack Snow | DE | Deacon Jones |
| T | Joe Carollo | DT | Merlin Olsen |
| LG | Don Chuy | DT | Rosey Grier |
| C | Ken Iman | DE | Lamar Lundy |
| RG | Joe Scibelli | LLB | Tony Guillory |
| RT | Charlie Cowan | MLB | Doug Woodlief |
| TE | Marlin McKeever | RLB | Dan Currie |
| FL | Tommy McDonald | CB | Clancy Williams |
| QB | Roman Gabriel | CB | Danny McIlhany |
| RB | Les Josephson | S | Chuck Lamson |
| RB | Dick Bass | S | Eddi Meador |

| Rushing | No. | Yards | Avg. | Long | TD |
|---|---|---|---|---|---|
| Dick Bass | 121 | 549 | 4.8 | 49t | 2 |
| Les Josephson | 71 | 225 | 3.5 | 18 | 0 |
| Ben Wilson | 60 | 189 | 3.4 | 20 | 1 |
| Bill Munson | 26 | 157 | 6.8 | 38 | 1 |
| Willie Brown | 44 | 133 | 3.5 | 19 | 0 |
| Terry Baker | 25 | 82 | 3.3 | 10 | 1 |
| Roman Gabriel | 23 | 79 | 4.1 | 17 | 2 |
| Eddie Meador | 2 | 35 | 17.5 | 24 | 1 |
| Jim Stiger | 3 | 12 | 4.0 | 4 | 0 |
| Clancy Williams | 3 | 3 | 1.0 | 2 | 0 |
| **Rams** | **378** | **1,464** | **3.9** | **49t** | **8** |
| **Opponents** | **417** | **1,409** | **3.4** | **n/a** | **16** |

| Receiving | No. | Yards | Avg. | Long | TD |
|---|---|---|---|---|---|
| Tommy McDonald | 67 | 1,036 | 15.5 | 51 | 9 |
| Marlin McKeever | 44 | 542 | 12.3 | 47t | 4 |
| Jack Snow | 38 | 559 | 14.7 | 60t | 3 |
| Terry Baker | 22 | 210 | 9.5 | 38t | 2 |
| Dick Bass | 21 | 230 | 11.0 | 36 | 2 |
| Les Josephson | 18 | 169 | 9.4 | 30 | 0 |
| Ben Wilson | 9 | 110 | 12.2 | 38 | 0 |
| Billy Truax | 6 | 108 | 18.0 | 59t | 1 |
| Willie Brown | 4 | 91 | 22.8 | 37 | 1 |
| Steve Heckard | 1 | 4 | 4.0 | 4 | 0 |
| **Rams** | **230** | **3,059** | **13.3** | **60t** | **22** |
| **Opponents** | **205** | **2,884** | **14.1** | **n/a** | **22** |

| Interceptions | No. | Yards | Avg. | Long | TD |
|---|---|---|---|---|---|
| Aaron Martin | 2 | 60 | 30.0 | 37t | 1 |
| Eddie Meador | 2 | 57 | 28.5 | 29 | 0 |
| Danny McIlhany | 2 | 7 | 3.5 | 7 | 0 |
| Chuck Lamson | 2 | 0 | 0.0 | 0 | 0 |
| Frank Molden | 1 | 59 | 59.0 | 59 | 0 |
| Jerry Richardson | 1 | 33 | 33.0 | 33 | 0 |
| Cliff Livingston | 1 | 8 | 8.0 | 0 | 0 |
| **Rams** | **11** | **224** | **20.4** | **59** | **1** |
| **Opponents** | **19** | **156** | **8.2** | **26** | **0** |

| Punting | No. | Yards | Avg. | Long | Blk. |
|---|---|---|---|---|---|
| Billy Lothridge | 42 | 1,619 | 38.5 | 55 | 1 |
| Jon Kilgore | 24 | 999 | 41.6 | 56 | 0 |
| **Rams** | **66** | **2,618** | **39.7** | **56** | **1** |
| **Opponents** | **66** | **2,997** | **45.4** | **n/a** | **n/a** |

| Punt Returns | No. | FC | Yards | Avg. | Long | TD |
|---|---|---|---|---|---|---|
| Jim Stiger | 13 | 1 | 106 | 8.2 | 22 | 0 |
| Willie Brown | 9 | 7 | 63 | 7.0 | 15 | 0 |
| Bobby Smith | 9 | 0 | 56 | 6.2 | 19 | 0 |
| Dick Bass | 1 | 0 | 0 | 0.0 | 0 | 0 |
| **Rams** | **32** | **8** | **225** | **7.0** | **22** | **0** |
| **Opponents** | **25** | **n/a** | **176** | **7.0** | **n/a** | **1** |

| Kickoff Returns | No. | Yards | Avg. | Long | TD |
|---|---|---|---|---|---|
| Willie Brown | 24 | 615 | 25.6 | 52 | 0 |
| Bobby Smith | 17 | 457 | 26.9 | 56 | 0 |
| Clancy Williams | 9 | 213 | 23.7 | 31 | 0 |
| Ben Wilson | 3 | 66 | 22.0 | 29 | 0 |
| **Rams** | **53** | **1,351** | **25.5** | **56** | **0** |
| **Opponents** | **54** | **1,364** | **25.3** | **92** | **0** |

| Passing | Att. | Comp. | Yards | Pct. | Yards/Att. | TD | TD% | Int. | Int% | Long | Sack/Lost | Rating |
|---|---|---|---|---|---|---|---|---|---|---|---|---|
| Roman Gabriel | 173 | 83 | 1,321 | 48.0 | 7.64 | 11 | 6.4 | 5 | 2.9 | 60t | n/a | 83.0 |
| Bill Munson | 267 | 144 | 1,701 | 53.9 | 6.37 | 10 | 3.7 | 14 | 5.2 | 47t | n/a | 64.2 |
| Les Josephson | 2 | 1 | 15 | 50.0 | 7.50 | 1 | 50.0 | 0 | 0.0 | 15t | n/a | 114.6 |
| Terry Baker | 1 | 1 | 14 | 100.0 | 14.00 | 0 | 0.0 | 0 | 0.0 | 14 | n/a | 118.8 |
| Ben Wilson | 1 | 1 | 8 | 100.0 | 8.00 | 0 | 0.0 | 0 | 0.0 | 8 | n/a | 118.8 |
| Eddie Meador | 1 | 0 | 0 | 0.0 | 0.00 | 0 | 0.0 | 0 | 0.0 | 0 | n/a | 39.6 |
| **Rams** | **445** | **230** | **3,059** | **51.7** | **6.87** | **22** | **4.9** | **19** | **4.3** | **60t** | **45/344** | **72.5** |
| **Opponents** | **349** | **205** | **2,884** | **58.7** | **6.86** | **22** | **6.3** | **11** | **3.2** | **n/a** | **32/270** | **93.3** |

# 1964 (5-7-2) 5th, Western Conf - H. Svare

| Date | W/L | Score | Opponent | Attend. |
|---|---|---|---|---|
| 9/13 | W | 26-14 | at Pittsburgh | (33,988) |
| 9/19 | T | 17-17 | Detroit | (52,001) |
| 9/27 | W | 22-13 | Minnesota | (50,009) |
| 10/4 | L | 20-35 | at Baltimore | (56,537) |
| 10/11 | L | 17-38 | at Chicago | (47,358) |
| 10/18 | W | 42-14 | San Francisco | (54,355) |
| 10/25 | W | 27-17 | at Green Bay | (47,617) |
| 11/1 | L | 17-37 | at Detroit | (52,064) |
| 11/8 | W | 20-10 | Philadelphia | (53,994) |
| 11/15 | L | 24-34 | Chicago | (61,115) |
| 11/22 | L | 7-24 | Baltimore | (72,137) |
| 11/29 | L | 13-34 | at Minnesota | (31,677) |
| 12/6 | L | 7-28 | at San Francisco | (31,791) |
| 12/13 | T | 24-24 | Green Bay | (40,735) |
| Total Attendance | | | | (685,378) |

| | Rams | OPP |
|---|---|---|
| **First Downs** | **208** | **235** |
| Rushing | 78 | 92 |
| Passing | 104 | 131 |
| Penalty | 26 | 12 |
| **Total Net Yards** | **3,908** | **4,195** |
| Avg./Game | 279.1 | 299.6 |
| Total Plays | 833 | 903 |
| Avg./Play | 4.7 | 4.6 |
| **Net Yards Rushing** | **1,629** | **1,501** |
| Avg./Game | 116.4 | 107.2 |
| Total Rushes | 400 | 419 |
| **Net Yards Passing** | **2,279** | **2,694** |
| Avg./Game | 162.8 | 192.4 |
| Sacked-Yds. Lost | 65-490 | 49-400 |
| Gross Yards | 2,769 | 3,094 |
| Att-Comp-Int | 368-173-20 | 435-213-17 |
| Comp. % | 47.0 | 49.0 |
| **Punts/Avg.** | **82-44.1** | **73-45.1** |
| **Penalties/Yards** | **76-803** | **70-675** |
| **Fumbles/ Ball Lost** | **40-19** | **28-13** |
| **Touchdowns** | **33** | **44** |
| Rushing | 11 | 14 |
| Passing | 18 | 27 |
| Returns | 4 | 3 |

| Scoring | TD | Ru | Pa | Rt | PAT | FG | S | Pts. |
|---|---|---|---|---|---|---|---|---|
| Bruce Gossett | 0 | 0 | 0 | 0 | 31-33 | 18-24 | 0 | 85 |
| Bucky Pope | 10 | 0 | 10 | 0 | 0-0 | 0-0 | 0 | 60 |
| Ben Wilson | 6 | 5 | 1 | 0 | 0-0 | 0-0 | 0 | 36 |
| Les Josephson | 4 | 3 | 1 | 0 | 0-0 | 0-0 | 0 | 24 |
| Red Phillips | 2 | 0 | 2 | 0 | 0-0 | 0-0 | 0 | 12 |
| Dick Bass | 2 | 2 | 0 | 0 | 0-0 | 0-0 | 0 | 12 |
| Bobby Smith | 2 | 0 | 0 | 2 | 0-0 | 0-0 | 0 | 12 |
| Carroll Dale | 2 | 0 | 2 | 0 | 0-0 | 0-0 | 0 | 12 |
| Duane Allen | 1 | 0 | 1 | 0 | 0-0 | 0-0 | 0 | 6 |
| Lamar Lundy | 1 | 0 | 0 | 1 | 0-0 | 0-0 | 0 | 6 |
| Roman Gabriel | 1 | 1 | 0 | 0 | 0-0 | 0-0 | 0 | 6 |
| Marlin McKeever | 1 | 0 | 1 | 0 | 0-0 | 0-0 | 0 | 6 |
| Aaron Martin | 1 | 0 | 0 | 1 | 0-0 | 0-0 | 0 | 6 |
| **Rams** | **33** | **11** | **18** | **4** | **31-33** | **18-24** | **0** | **283** |
| **Opponents** | **44** | **14** | **27** | **3** | **42-44** | **11-27** | **0** | **339** |

**Usual Starters**

| | | | |
|---|---|---|---|
| E | Red Phillips | DE | Deacon Jones |
| LT | Joe Carollo | DT | Merlin Olsen |
| LG | Charlie Cowan | DT | Rosey Grier |
| C | Art Hunter | DE | Lamar Lundy |
| RG | Don Chuy | LLB | Marlin McKeever |
| RT | Frank Varrichione | MLB | Mike Henry |
| TE | Marlin McKeever | RLB | Jack Pardee |
| FL | Bucky Pope | CB | Bobby Smith |
| QB | Bill Munson | CB | Eddie Meador |
| RB | Les Josephson | S | Lindon Crow |
| RB | Ben Wilson | S | Carver Shannon |

| Rushing | No. | Yards | Avg. | Long | TD |
|---|---|---|---|---|---|
| Ben Wilson | 159 | 553 | 3.5 | 27 | 5 |
| Les Josephson | 96 | 451 | 4.7 | 75 | 3 |
| Dick Bass | 72 | 342 | 4.8 | 59 | 2 |
| Bill Munson | 19 | 150 | 7.9 | 33 | 0 |
| Terry Baker | 24 | 82 | 3.4 | 18 | 0 |
| Carver Shannon | 17 | 35 | 2.1 | 8 | 0 |
| Bucky Pope | 2 | 11 | 5.5 | 17 | 0 |
| Roman Gabriel | 11 | 5 | 0.5 | 6 | 1 |
| **Rams** | **400** | **1,629** | **4.1** | **75** | **11** |
| **Opponents** | **419** | **1,501** | **3.6** | **n/a** | **14** |

| Receiving | No. | Yards | Avg. | Long | TD |
|---|---|---|---|---|---|
| Marlin McKeever | 41 | 582 | 14.2 | 46 | 1 |
| Carroll Dale | 32 | 544 | 17.0 | 44 | 2 |
| Bucky Pope | 25 | 786 | 31.4 | 95t | 10 |
| Les Josephson | 21 | 269 | 12.8 | 58 | 1 |
| Red Phillips | 17 | 245 | 14.4 | 33 | 2 |
| Ben Wilson | 15 | 116 | 7.7 | 30 | 1 |
| Dick Bass | 9 | 83 | 9.2 | 24 | 0 |
| Terry Baker | 8 | 92 | 11.5 | 31 | 0 |
| Duane Allen | 2 | 29 | 14.5 | 19 | 1 |
| Carver Shannon | 2 | 4 | 2.0 | 10 | 0 |
| Willie Brown | 1 | 19 | 19.0 | 19 | 0 |
| **Rams** | **173** | **2,769** | **16.0** | **95t** | **18** |
| **Opponents** | **213** | **2,694** | **12.7** | **n/a** | **27** |

| Interceptions | No. | Yards | Avg. | Long | TD |
|---|---|---|---|---|---|
| Jerry Richardson | 5 | 146 | 29.2 | 41 | 0 |
| Eddie Meador | 3 | 50 | 16.7 | 30 | 0 |
| Aaron Martin | 2 | 107 | 53.5 | 71t | 1 |
| Bobby Smith | 2 | 97 | 48.5 | 97t | 1 |
| Frank Budka | 2 | 18 | 9.0 | 18 | 0 |
| Jack Pardee | 1 | 32 | 32.0 | 32 | 0 |
| Lindon Crow | 1 | 23 | 23.0 | 23 | 0 |
| Lamar Lundy | 1 | 14 | 14.0 | 14t | 1 |
| **Rams** | **17** | **487** | **28.6** | **97t** | **3** |
| **Opponents** | **20** | **452** | **24.6** | **79** | **2** |

| Punting | No. | Yards | Avg. | Long | Blk. |
|---|---|---|---|---|---|
| Danny Villanueva | 82 | 3,616 | 44.1 | 58 | 0 |
| **Rams** | **82** | **3,616** | **44.1** | **58** | **0** |
| **Opponents** | **73** | **3,291** | **45.1** | **n/a** | **n/a** |

| Punt Returns | No. | FC | Yards | Avg. | Long | TD |
|---|---|---|---|---|---|---|
| Carver Shannon | 15 | 6 | 81 | 5.4 | 22 | 0 |
| Bobby Smith | 12 | 9 | 68 | 5.7 | 16 | 0 |
| Willie Brown | 4 | 3 | 23 | 5.8 | 8 | 0 |
| Eddie Meador | 2 | 2 | 9 | 4.5 | 9 | 0 |
| Dick Bass | 1 | 0 | 0 | 0.0 | 0 | 0 |
| **Rams** | **34** | **20** | **181** | **5.3** | **22** | **0** |
| **Opponents** | **43** | **n/a** | **360** | **8.4** | **52** | **0** |

| Kickoff Returns | No. | Yards | Avg. | Long | TD |
|---|---|---|---|---|---|
| Carver Shannon | 18 | 442 | 24.6 | 40 | 0 |
| Bobby Smith | 20 | 489 | 24.5 | 56 | 0 |
| Eddie Meador | 6 | 148 | 24.7 | 30 | 0 |
| Willie Brown | 6 | 122 | 20.3 | 26 | 0 |
| Aaron Martin | 2 | 18 | 9.0 | 11 | 0 |
| Gary Larsen | 2 | 14 | 7.0 | 14 | 0 |
| Dick Bass | 1 | 25 | 25.0 | 25 | 0 |
| Marv Harris | 1 | 0 | 0.0 | 0 | 0 |
| **Rams** | **56** | **1,258** | **22.5** | **56** | **0** |
| **Opponents** | **58** | **1,544** | **26.6** | **63** | **0** |

| Passing | Att. | Comp. | Yards | Pct. | Yds./Att. | TD | TD% | Int. | Int% | Long | Sack/Lost | Rating |
|---|---|---|---|---|---|---|---|---|---|---|---|---|
| Roman Gabriel | 143 | 65 | 1,236 | 45.5 | 8.64 | 9 | 6.3 | 5 | 3.5 | 70t | n/a | 82.4 |
| Bill Munson | 223 | 108 | 1,533 | 48.4 | 6.87 | 9 | 4.0 | 15 | 6.7 | 95t | n/a | 56.5 |
| Terry Baker | 1 | 0 | 0 | 0.0 | 0.00 | 0 | 0.0 | 0 | 0.0 | 0 | n/a | 39.6 |
| Eddie Meador | 1 | 0 | 0 | 0.0 | 0.00 | 0 | 0.0 | 0 | 0.0 | 0 | n/a | 39.6 |
| **Rams** | **368** | **173** | **2,769** | **47.0** | **7.52** | **18** | **4.9** | **20** | **5.4** | **95t** | **65/490** | **66.3** |
| **Opponents** | **435** | **213** | **2,694** | **49.0** | **6.19** | **27** | **6.2** | **17** | **3.9** | **n/a** | **49/400** | **73.1** |

# 1963 (5-9) 6th, Western Conf - H. Svare

| Date | W/L | Score | Opponent | Attend. |
|---|---|---|---|---|
| 9/14 | L | 2-23 | Detroit | (49,342) |
| 9/21 | L | 14-37 | Washington | (29,295) |
| 9/29 | L | 6-20 | at Cleveland | (54,713) |
| 10/6 | L | 10-42 | at Green Bay | (42,327) |
| 10/13 | L | 14-52 | Chiacgo | (40,476) |
| 10/20 | W | 27-24 | Minnesota | (30,565) |
| 10/27 | W | 28-21 | San Francisco | (45,532) |
| 11/3 | L | 13-21 | at Minnesota | (33,567) |
| 11/10 | L | 0-6 | at Chicago | (48,312) |
| 11/17 | W | 28-21 | at Detroit | (44,951) |
| 11/24 | W | 17-16 | Baltimore | (48,555) |
| 12/1 | W | 21-17 | at San Francisco | (33,321) |
| 12/7 | L | 14-31 | Green Bay | (52,357) |
| 12/15 | L | 16-19 | at Baltimore | (52,834) |
| Total Attendance | | | | (606,147) |

| | Rams | OPP |
|---|---|---|
| **First Downs** | **209** | **244** |
| Rushing | 80 | 100 |
| Passing | 117 | 126 |
| Penalty | 12 | 18 |
| **Total Net Yards** | **3,470** | **4,538** |
| Avg./Game | 247.8 | 324.1 |
| Total Plays | 848 | 837 |
| Avg./Play | 4.1 | 5.4 |
| **Net Yards Rushing** | **1,393** | **1,785** |
| Avg./Game | 99.5 | 127.5 |
| Total Rushes | 405 | 431 |
| **Net Yards Passing** | **2,007** | **2,753** |
| Avg./Game | 143.3 | 196.6 |
| Sacked-Yds. Lost | 59-481 | 27-272 |
| Gross Yards | 2,488 | 3,025 |
| Att-Comp-Int | 384-186-22 | 379-208-19 |
| Comp. % | 48.4 | 54.9 |
| **Punts/Avg.** | **85-44.7** | **61-42.5** |
| **Penalties/Yards** | **70-788** | **63-558** |
| **Fumbles/ Ball Lost** | **30-17** | **25-13** |
| **Touchdowns** | **26** | **43** |
| Rushing | 14 | 14 |
| Passing | 11 | 25 |
| Returns | 1 | 4 |

| Scoring | TD | Ru | Pa | Rt | PAT | FG | S | Pts. |
|---|---|---|---|---|---|---|---|---|
| Villanueva | 0 | 0 | 0 | 0 | 25-26 | 9-17 | 0 | 52 |
| Dale | 7 | 0 | 7 | 0 | 0-0 | 0-0 | 0 | 42 |
| Bass | 5 | 5 | 0 | 0 | 0-0 | 0-0 | 0 | 30 |
| Perkins | 4 | 4 | 0 | 0 | 0-0 | 0-0 | 0 | 24 |
| Gabriel | 3 | 3 | 0 | 0 | 0-0 | 0-0 | 0 | 18 |
| Arnett | 2 | 1 | 1 | 0 | 0-0 | 0-0 | 0 | 12 |
| Wilson | 2 | 1 | 1 | 0 | 0-0 | 0-0 | 0 | 12 |
| Atkins | 1 | 0 | 1 | 0 | 0-0 | 0-0 | 0 | 6 |
| Phillips | 1 | 0 | 1 | 0 | 0-0 | 0-0 | 0 | 6 |
| Shannon | 1 | 0 | 0 | 1 | 0-0 | 0-0 | 0 | 6 |
| Crow | 0 | 0 | 0 | 0 | 0-0 | 0-0 | 1 | 2 |
| **Rams** | **26** | **14** | **11** | **1** | **25-26** | **9-17** | **1** | **210** |
| **Opponents** | **43** | **14** | **25** | **4** | **39-43** | **17-35** | **1** | **350** |

**Usual Starters**

| | | | |
|---|---|---|---|
| E | Red Phillips | DE | Deacon Jones |
| LT | Joe Carollo | DT | Merlin Olsen |
| LG | Charlie Cowan | DT | Rosey Grier |
| C | Art Hunter | DE | Lamar Lundy |
| RG | Don Chuy | LLB | Marlin McKeever |
| RT | Frank Varrichione | MLB | Mike Henry |
| TE | Marlin McKeever | RLB | Jack Pardee |
| FL | Carroll Dale | CB | Bobby Smith |
| QB | Roman Gabriel | CB | Eddie Meador |
| RB | Dick Bass | S | Lindon Crow |
| RB | Jon Arnett | S | Carver Shannon |

| Rushing | No. | Yards | Avg. | Long | TD |
|---|---|---|---|---|---|
| Dick Bass | 143 | 520 | 3.6 | 51 | 5 |
| Ben Wilson | 109 | 394 | 3.6 | 39 | 1 |
| Jon Arnett | 58 | 208 | 3.6 | 20 | 1 |
| Roman Gabriel | 39 | 132 | 3.4 | 16 | 3 |
| Art Perkins | 37 | 70 | 1.9 | 8 | 4 |
| Terry Baker | 9 | 46 | 5.1 | 12 | 0 |
| Carroll Dale | 1 | 12 | 12.0 | 12 | 0 |
| Pervis Atkins | 5 | 11 | 2.2 | 6 | 0 |
| Eddie Meador | 1 | 1 | 1.0 | 1 | 0 |
| Zeke Bratkowski | 1 | 3 | 3.0 | 3 | 0 |
| **Rams** | **405** | **1,393** | **3.4** | **51** | **14** |
| **Opponents** | **431** | **1,785** | **4.1** | **n/a** | **14** |

| Receiving | No. | Yards | Avg. | Long | TD |
|---|---|---|---|---|---|
| Red Phillips | 54 | 793 | 14.7 | 52 | 1 |
| Carroll Dale | 34 | 638 | 18.8 | 66t | 7 |
| Dick Bass | 30 | 348 | 11.6 | 53 | 0 |
| Jon Arnett | 15 | 119 | 7.9 | 41 | 1 |
| Pervis Atkins | 14 | 174 | 12.4 | 21 | 1 |
| Marlin McKeever | 11 | 152 | 13.8 | 29 | 0 |
| Ben Wilson | 9 | 173 | 19.2 | 77t | 1 |
| John Adams | 9 | 93 | 10.3 | 19 | 0 |
| Art Perkins | 8 | 61 | 7.6 | 17 | 0 |
| Carver Shannon | 2 | 7 | 3.5 | 6 | 0 |
| **Rams** | **186** | **2,488** | **11.2** | **77t** | **11** |
| **Opponents** | **208** | **3,025** | **13.2** | **n/a** | **25** |

| Interceptions | No. | Yards | Avg. | Long | TD |
|---|---|---|---|---|---|
| Eddie Meador | 6 | 38 | 6.3 | 20 | 0 |
| Mike Henry | 5 | 43 | 8.6 | 28 | 0 |
| Bobby Smith | 2 | 11 | 6.5 | 11 | 0 |
| Jack Pardee | 2 | 5 | 2.5 | 5 | 0 |
| Carley Britt | 1 | 45 | 45.0 | 45 | 0 |
| Nat Whitmyer | 1 | 27 | 27.0 | 27 | 0 |
| Cliff Livingston | 1 | 13 | 13.0 | 13 | 0 |
| Deacon Jones | 1 | 0 | 0.0 | 0 | 0 |
| **Rams** | **19** | **182** | **9.6** | **45** | **0** |
| **Opponents** | **22** | **369** | **16.8** | **70t** | **2** |

| Punting | No. | Yards | Avg. | Long | Blk. |
|---|---|---|---|---|---|
| Villanueva | 81 | 3,678 | 45.4 | 68 | 0 |
| Adams | 4 | 121 | 30.3 | 42 | 0 |
| **Rams** | **85** | **3,799** | **44.7** | **68** | **0** |
| **Opponents** | **61** | **2,591** | **42.5** | **n/a** | **n/a** |

| Punt Returns | No. | FC | Yards | Avg. | Long | TD |
|---|---|---|---|---|---|---|
| Carver Shannon | 15 | 11 | 132 | 8.8 | 29 | 0 |
| Pervis Atkins | 12 | 3 | 36 | 3.0 | 9 | 0 |
| Bobby Smith | 2 | 0 | 20 | 10.0 | 20 | 0 |
| Dick Bass | 1 | 0 | 11 | 11.0 | 11 | 0 |
| Jon Arnett | 1 | 1 | 7 | 7.0 | 7 | 0 |
| Nat Whitmyer | 0 | 1 | 0 | 0.0 | 0 | 0 |
| **Rams** | **31** | **16** | **206** | **6.6** | **29** | **0** |
| **Opponents** | **60** | **n/a** | **681** | **11.4** | **51** | **0** |

| Kickoff Returns | No. | Yards | Avg. | Long | TD |
|---|---|---|---|---|---|
| Carver Shannon | 28 | 823 | 29.4 | 99t | 1 |
| Pervis Atkins | 19 | 429 | 22.6 | 35 | 0 |
| Jon Arnett | 12 | 279 | 23.3 | 34 | 0 |
| Nat Whitmyer | 3 | 80 | 26.7 | 30 | 0 |
| Marlin McKeever | 2 | 8 | 4.0 | 8 | 0 |
| Charlie Cowan | 2 | 0 | 0.0 | 0 | 0 |
| Ben Wilson | 1 | 17 | 17.0 | 17 | 0 |
| Art Perkins | 1 | 15 | 15.0 | 15 | 0 |
| Alvin Hall | 1 | 0 | 0.0 | 0 | 0 |
| Merlin Olsen | 1 | 0 | 0.0 | 0 | 0 |
| **Rams** | **70** | **1,651** | **23.6** | **99t** | **1** |
| **Opponents** | **44** | **1,076** | **24.5** | **98t** | **2** |

| Passing | Att. | Comp. | Yards | Pct. | Yards/Att. | TD | TD% | Int. | Int% | Long | Sack/Lost | Rating |
|---|---|---|---|---|---|---|---|---|---|---|---|---|
| Roman Gabriel | 281 | 130 | 1,947 | 46.3 | 6.93 | 8 | 2.8 | 11 | 3.9 | 77t | n/a | 62.7 |
| Zeke Bratkowski | 82 | 45 | 471 | 54.9 | 5.74 | 3 | 3.7 | 6 | 7.3 | 42 | n/a | 53.5 |
| Terry Baker | 19 | 11 | 140 | 57.9 | 7.37 | 0 | 0.0 | 4 | 21.1 | 49 | n/a | 41.4 |
| Dick Bass | 1 | 0 | 0 | 0.0 | 0.00 | 0 | 0.0 | 0 | 0.0 | 0 | n/a | 39.6 |
| Jon Arnett | 1 | 0 | 0 | 0.0 | 0.00 | 0 | 0.0 | 1 | 100.0 | 0 | n/a | 0.0 |
| **Rams** | **384** | **186** | **3,025** | **48.4** | **5.41** | **11** | **2.9** | **22** | **5.7** | **77t** | **59/481** | **55.9** |
| **Opponents** | **379** | **208** | **2,488** | **54.9** | **7.26** | **25** | **6.6** | **19** | **5.0** | **n/a** | **27/272** | **79.2** |

# 1962 (1-12-1) 7th, Western Conf - B. Waterfield (8)H. Svare (6)

| Date | W/L | Score | Opponent | Attend. |
|---|---|---|---|---|
| 9/16 | L | 27-30 | at Baltimore | (54,796) |
| 9/23 | L | 23-27 | Chicago | (44,376) |
| 9/30 | L | 17-27 | Dallas | (26,907) |
| 10/7 | L | 14-20 | at Washington | (38,264) |
| 10/14 | L | 10-13 | atDetroit | (53,714) |
| 10/21 | L | 14-38 | Minnesota | (33,071) |
| 10/28 | W | 28-14 | at San Francisco | (51,033) |
| 11/4 | L | 3-12 | Detroit | (44,241) |
| 11/11 | L | 2-14 | Baltimore | (39,502) |
| 11/18 | L | 17-24 | San Francisco | (42,554) |
| 11/25 | T | 24-24 | at Minnesota | (26,728) |
| 12/2 | L | 10-41 | at Green Bay | (46,833) |
| 12/9 | L | 14-30 | at Chicago | (38,685) |
| 12/16 | L | 17-20 | Green Bay | (60,057) |
| Total Attendance | | | | (600,761) |

| | Rams | OPP |
|---|---|---|
| **First Downs** | **201** | **256** |
| Rushing | 84 | 119 |
| Passing | 107 | 124 |
| Penalty | 10 | 13 |
| **Total Net Yards** | **3,865** | **4,981** |
| Avg./Game | 276.1 | 355.8 |
| Total Plays | 855 | 969 |
| Avg./Play | 5.2 | 5.7 |
| **Net Yards Rushing** | **1,689** | **2,092** |
| Avg./Game | 120.6 | 149.4 |
| Total Rushes | 376 | 501 |
| **Net Yards Passing** | **2,176** | **2,889** |
| Avg./Game | 155.4 | 206.4 |
| Sacked-Yds. Lost | n/a-348 | n/a-255 |
| Gross Yards | 2,524 | 3,144 |
| Att-Comp-Int | 372-189-19 | 379-217-19 |
| Comp. % | 50.8 | 57.3 |
| **Punts/Avg.** | **87-45.5** | **56-45.5** |
| **Penalties/Yards** | **71-704** | **52-592** |
| **Fumbles/ Ball Lost** | **26-16** | **30-12** |
| **Touchdowns** | **27** | **42** |
| Rushing | 10 | 14 |
| Passing | 14 | 25 |
| Returns | 3 | 3 |

| Scoring | TD | Ru | Pa | Rt | PAT | FG | S | Pts. |
|---|---|---|---|---|---|---|---|---|
| Danny Villanueva | 0 | 0 | 0 | 0 | 26-27 | 10-20 | 0 | 56 |
| Dick Bass | 8 | 6 | 2 | 0 | 0-0 | 0-0 | 0 | 48 |
| Red Phillips | 5 | 0 | 5 | 0 | 0-0 | 0-0 | 0 | 30 |
| Carroll Dale | 3 | 0 | 3 | 0 | 0-0 | 0-0 | 0 | 18 |
| Duane Allen | 2 | 0 | 2 | 0 | 0-0 | 0-0 | 0 | 12 |
| Jon Arnett | 2 | 2 | 0 | 0 | 0-0 | 0-0 | 0 | 12 |
| Art Perkins | 2 | 2 | 0 | 0 | 0-0 | 0-0 | 0 | 12 |
| Jack Pardee | 1 | 0 | 0 | 1 | 0-0 | 0-0 | 1 | 8 |
| Pervis Atkins | 1 | 0 | 1 | 0 | 0-0 | 0-0 | 0 | 6 |
| Lindon Crow | 1 | 0 | 0 | 1 | 0-0 | 0-0 | 0 | 6 |
| Ollie Matson | 1 | 0 | 1 | 0 | 0-0 | 0-0 | 0 | 6 |
| Merlin Olsen | 1 | 0 | 0 | 1 | 0-0 | 0-0 | 0 | 6 |
| **Rams** | **27** | **10** | **14** | **3** | **26-27** | **10-20** | **1** | **220** |
| **Opponents** | **42** | **14** | **25** | **3** | **38-42** | **14-33** | **1** | **334** |

## Usual Starters

| | | | |
|---|---|---|---|
| E | Red Phillips | DE | Deacon Jones |
| LT | Joe Carollo | DT | Merlin Olsen |
| LG | Charlie Cowan | DT | John LoVetere |
| C | Art Hunter | DE | Lamar Lundy |
| RG | Duane Puttnam | LLB | Marlin McKeever |
| RT | Frank Varrichione | MLB | Mike Henry |
| FL | Carroll Dale | RLB | Jack Pardee |
| FL | Pervis Atkins | CB | Carley Britt |
| QB | Zeke Bratkowski | CB | Eddie Meador |
| RB | Dick Bass | S | Lindon Crow |
| RB | Jon Arnett | S | Carver Shannon |

| Rushing | No. | Yards | Avg. | Long | TD |
|---|---|---|---|---|---|
| Dick Bass | 196 | 1,033 | 5.3 | 57 | 6 |
| Jon Arnett | 76 | 238 | 3.1 | 40 | 2 |
| Art Perkins | 48 | 181 | 3.8 | 20 | 2 |
| Roman Gabriel | 18 | 93 | 5.2 | 15 | 0 |
| Glenn Shaw | 18 | 76 | 4.2 | 30 | 0 |
| Ron Miller | 3 | 27 | 9.0 | 13 | 0 |
| Pervis Atkins | 7 | 19 | 2.7 | 16 | 0 |
| Zeke Bratkowski | 7 | 14 | 2.0 | 11 | 0 |
| Les Richter | 0 | 8 | -- | 8 | 0 |
| Ollie Matson | 3 | 0 | 0.0 | 2 | 0 |
| **Rams** | **376** | **1,689** | **4.5** | **57** | **10** |
| **Opponents** | **501** | **2,092** | **4.2** | **n/a** | **14** |

| Receiving | No. | Yards | Avg. | Long | TD |
|---|---|---|---|---|---|
| Red Phillips | 60 | 875 | 14.6 | 65t | 5 |
| Pervis Atkins | 35 | 393 | 11.2 | 48t | 1 |
| Dick Bass | 30 | 262 | 8.7 | 33t | 2 |
| Carroll Dale | 29 | 584 | 20.1 | 80t | 3 |
| Art Perkins | 14 | 83 | 5.9 | 13 | 0 |
| Jon Arnett | 12 | 137 | 11.4 | 40 | 0 |
| Duane Allen | 3 | 90 | 30.0 | 43t | 2 |
| Glenn Shaw | 3 | 51 | 17.0 | 30 | 0 |
| Ollie Matson | 3 | 49 | 16.3 | 20t | 1 |
| **Rams** | **189** | **2,524** | **11.5** | **80t** | **14** |
| **Opponents** | **217** | **2,889** | **13.3** | **n/a** | **25** |

| Interceptions | No. | Yards | Avg. | Long | TD |
|---|---|---|---|---|---|
| Lindon Crow | 5 | 100 | 20.0 | 65t | 1 |
| Carver Shannon | 4 | 33 | 8.3 | 20 | 0 |
| Charley Britt | 3 | 50 | 16.7 | 28 | 0 |
| Marlin McKeever | 2 | 1 | 0.5 | 1 | 0 |
| Bobby Smith | 1 | 47 | 47.0 | 47 | 0 |
| Merlin Olsen | 1 | 20 | 20.0 | 20t | 1 |
| Mike Henry | 1 | 10 | 10.0 | 10 | 0 |
| Alvin Hall | 1 | 0 | 0.0 | 0 | 0 |
| Eddie Meador | 1 | 0 | 0.0 | 0 | 0 |
| **Rams** | **19** | **261** | **13.7** | **65t** | **2** |
| **Opponents** | **19** | **293** | **15.4** | **101t** | **2** |

| Punting | No. | Yards | Avg. | Long | Blk. |
|---|---|---|---|---|---|
| Danny Villanueva | 87 | 3,960 | 45.5 | 65 | 1 |
| **Rams** | **87** | **3,960** | **45.5** | **65** | **1** |
| **Opponents** | **56** | **2,550** | **45.5** | **n/a** | **n/a** |

| Punt Returns | No. | Yards | Avg. | Long | TD |
|---|---|---|---|---|---|
| Pervis Atkins | 11 | 94 | 8.5 | 45 | 0 |
| Dick Bass | 6 | 81 | 13.5 | 48 | 0 |
| Jon Arnett | 5 | 49 | 9.8 | 21 | 0 |
| Alvin Hall | 4 | 21 | 5.3 | 11 | 0 |
| Bobby Smith | 1 | 7 | 7.0 | 7 | 0 |
| **Rams** | **27** | **252** | **9.3** | **48** | **0** |
| **Opponents** | **55** | **567** | **10.3** | **46** | **1** |

| Kickoff Returns | No. | Yards | Avg. | Long | TD |
|---|---|---|---|---|---|
| Pervis Atkins | 28 | 676 | 24.1 | 41 | 0 |
| Dick Bass | 19 | 446 | 23.5 | 40 | 0 |
| Alvin Hall | 8 | 178 | 22.3 | 32 | 0 |
| Jon Arnett | 2 | 87 | 43.5 | 50 | 0 |
| Bobby Smith | 2 | 60 | 30.0 | 41 | 0 |
| Deacon Jones | 1 | 0 | 0.0 | 0 | 0 |
| **Rams** | **60** | **1,447** | **24.1** | **50** | **0** |
| **Opponents** | **50** | **1,211** | **24.2** | **n/a** | **0** |

| Passing | Att. | Comp. | Yards | Pct. | Yards/Att. | TD | TD% | Int. | Int% | Long | Sack/Lost | Rating |
|---|---|---|---|---|---|---|---|---|---|---|---|---|
| Zeke Bratkowski | 219 | 110 | 1,541 | 50.2 | 7.04 | 9 | 4.1 | 16 | 7.3 | 80t | n/a | 56.5 |
| Roman Gabriel | 101 | 57 | 670 | 56.4 | 6.63 | 3 | 2.9 | 2 | 2.0 | 65t | n/a | 78.4 |
| Ron Miller | 43 | 17 | 250 | 39.5 | 5.81 | 1 | 2.3 | 1 | 2.3 | 55t | n/a | 57.3 |
| Jon Arnett | 5 | 3 | 28 | 60.0 | 5.60 | 1 | 20.0 | 0 | 0.0 | 15t | n/a | 115.0 |
| Ollie Matson | 1 | 1 | 13 | 100.0 | 13.00 | 0 | 0.0 | 0 | 0.0 | 13 | n/a | 118.8 |
| Dick Bass | 3 | 1 | 22 | 33.3 | 7.33 | 0 | 0.0 | 0 | 0.0 | 22 | n/a | 60.4 |
| **Rams** | **372** | **189** | **2,524** | **50.8** | **5.90** | **14** | **3.8** | **19** | **5.1** | **80t** | **n/a/348** | **64.0** |
| **Opponents** | **379** | **217** | **2,889** | **57.3** | **7.60** | **25** | **6.6** | **19** | **5.0** | **n/a** | **n/a/255** | **82.7** |

# 1961 (4-10) 6th, Western Conf - B. Waterfield

| Date | W/L | Score | Opponent | Attend. |
|---|---|---|---|---|
| 9/17 | L | 24-27 | at Baltimore | (54,259) |
| 9/23 | L | 17-21 | Chicago | (53,315) |
| 10/1 | W | 24-14 | Pittsburgh | (40,707) |
| 10/8 | L | 0-35 | at San Francisco | (59,004) |
| 10/15 | L | 13-14 | at Detroit | (45,873) |
| 10/22 | L | 14-24 | at New York Giants | (63,053) |
| 10/29 | L | 10-28 | Detroit | (49,123) |
| 11/5 | W | 31-17 | Minnesota | (38,594) |
| 11/12 | W | 17-7 | San Francisco | (63,766) |
| 11/19 | L | 17-35 | at Green Bay | (38,669) |
| 11/26 | L | 24-28 | at Chicago | (45,965) |
| 12/3 | L | 21-42 | at Minnesota | (30,068) |
| 12/9 | W | 34-17 | Baltimore | (41,268) |
| 12/17 | L | 17-24 | Green Bay | (49,169) |
| Total Attendance | | | | (672,833) |

| | Rams | OPP |
|---|---|---|
| **First Downs** | **236** | **279** |
| Rushing | 109 | 136 |
| Passing | 111 | 121 |
| Penalty | 16 | 22 |
| **Total Net Yards** | **4,295** | **4,813** |
| Avg./Game | 306.8 | 343.8 |
| Total Plays | 892 | 908 |
| Avg./Play | 4.8 | 5.4 |
| **Net Yards Rushing** | **1,958** | **2,440** |
| Avg./Game | 139.9 | 174.3 |
| Total Rushes | 415 | 508 |
| **Net Yards Passing** | **2,337** | **2,373** |
| Avg./Game | 166.9 | 169.5 |
| Sacked-Yds. Lost | n/a-372 | n/a-269 |
| Gross Yards | 2,709 | 2,642 |
| Att-Comp-Int | 386-199-21 | 328-184-23 |
| Comp. % | 51.6 | 56.1 |
| **Punts/Avg.** | **64-40.1** | **51-43.3** |
| **Penalties/Yards** | **63-599** | **75-662** |
| **Fumbles/ Ball Lost** | **21-11** | **27-16** |
| **Touchdowns** | **32** | **45** |
| Rushing | 17 | 26 |
| Passing | 13 | 19 |
| Returns | 2 | 0 |

| Scoring | TD | Ru | Pa | Rt | PAT | FG | S | Pts. |
|---|---|---|---|---|---|---|---|---|
| Danny Villanueva | 0 | 0 | 0 | 0 | 32-32 | 13-27 | 0 | 71 |
| Jon Arnett | 5 | 4 | 0 | 1 | 0-0 | 0-0 | 0 | 30 |
| Dick Bass | 5 | 4 | 0 | 1 | 0-0 | 0-0 | 0 | 30 |
| Ollie Matson | 5 | 2 | 3 | 0 | 0-0 | 0-0 | 0 | 30 |
| Red Phillips | 5 | 0 | 5 | 0 | 0-0 | 0-0 | 0 | 30 |
| Joe Marconi | 4 | 3 | 1 | 0 | 0-0 | 0-0 | 0 | 24 |
| Zeke Bratkowski | 3 | 3 | 0 | 0 | 0-0 | 0-0 | 0 | 18 |
| Duane Allen | 2 | 0 | 2 | 0 | 0-0 | 0-0 | 0 | 12 |
| Carroll Dale | 2 | 0 | 2 | 0 | 0-0 | 0-0 | 0 | 12 |
| Tommy Wilson | 1 | 1 | 0 | 0 | 0-0 | 0-0 | 0 | 6 |
| **Rams** | **32** | **17** | **13** | **2** | **32-32** | **13-27** | **0** | **263** |
| **Opponents** | **45** | **26** | **19** | **0** | **45-45** | **6-21** | **0** | **333** |

**Usual Starters**

| | | | |
|---|---|---|---|
| E | Red Phillips | DE | Deavon Jones |
| LT | Jim Boeke | DT | Urban Henry |
| LG | Charlie Cowan | DT | John LoVetere |
| C | Art Hunter | DE | Lamar Lundy |
| RG | Roy Hord | LLB | Jack Pardee |
| RT | Frank Varrichione | MLB | Les Richter |
| FL | Ollie Matson | RLB | Bill Jobko |
| FL | Carroll Dale | CB | Charley Britt |
| QB | Zeke Bratkowski | CB | Eddie Meador |
| RB | Dick Bass | S | Lindon Crow |
| RB | Jon Arnett | S | Clendon Thomas |

| Rushing | No. | Yards | Avg. | Long | TD |
|---|---|---|---|---|---|
| Jon Arnett | 158 | 609 | 3.9 | 26 | 4 |
| Dick Bass | 98 | 608 | 6.2 | 73t | 4 |
| Tommy Wilson | 44 | 220 | 5.0 | 34 | 1 |
| Ollie Matson | 24 | 181 | 7.5 | 69t | 2 |
| Joe Marconi | 36 | 146 | 4.1 | 14 | 3 |
| Frank Ryan | 38 | 139 | 3.7 | 28 | 0 |
| Zeke Bratkowski | 12 | 36 | 3.0 | 16 | 3 |
| Pervis Atkins | 5 | 19 | 3.8 | 13 | 0 |
| **Rams** | **415** | **1,958** | **4.7** | **73t** | **17** |
| **Opponents** | **508** | **2,440** | **4.9** | **n/a** | **26** |

| Receiving | No. | Yards | Avg. | Long | TD |
|---|---|---|---|---|---|
| Red Phillips | 78 | 1,092 | 14.0 | 69t | 5 |
| Carroll Dale | 35 | 561 | 16.0 | 68t | 2 |
| Ollie Matson | 29 | 537 | 18.5 | 96t | 3 |
| Jon Arnett | 28 | 194 | 6.9 | 29 | 0 |
| Dick Bass | 16 | 145 | 9.1 | 37 | 0 |
| Pervis Atkins | 5 | 67 | 13.4 | 28 | 0 |
| Joe Marconi | 4 | 20 | 5.0 | 8t | 1 |
| Duane Allen | 2 | 80 | 40.0 | 48t | 2 |
| Tommy Wilson | 1 | 12 | 12.0 | 12 | 0 |
| Joe Scibelli | 1 | 1 | 1.0 | 1 | 0 |
| **Rams** | **199** | **2,709** | **11.7** | **96t** | **13** |
| **Opponents** | **184** | **2,373** | **12.9** | **n/a** | **19** |

| Interceptions | No. | Yards | Avg. | Long | TD |
|---|---|---|---|---|---|
| Lindon Crow | 6 | 117 | 19.5 | 31 | 0 |
| Charley Britt | 5 | 29 | 5.8 | 13 | 0 |
| Les Richter | 4 | 44 | 11.0 | 17 | 0 |
| Clendon Thomas | 3 | 11 | 3.7 | 7 | 0 |
| Eddie Meador | 1 | 34 | 34.0 | 34 | 0 |
| Bill Jobko | 1 | 16 | 16.0 | 16 | 0 |
| Bob Long | 1 | 10 | 10.0 | 10 | 0 |
| George Strugar | 1 | 4 | 4.0 | 4 | 0 |
| Jack Pardee | 1 | 2 | 2.0 | 2 | 0 |
| Alvin Hall | 0 | 10 | 10.0 | 10 | 0 |
| **Rams** | **23** | **277** | **12.0** | **34** | **0** |
| **Opponents** | **21** | **280** | **13.3** | **41** | **0** |

| Punting | No. | Yards | Avg. | Long | Blk. |
|---|---|---|---|---|---|
| Danny Villanueva | 46 | 1,845 | 40.1 | 53 | 0 |
| Zeke Bratkowski | 12 | 458 | 38.2 | 51 | 0 |
| Joe Marconi | 6 | 265 | 44.2 | 50 | 0 |
| **Rams** | **64** | **2,568** | **40.1** | **53** | **0** |
| **Opponents** | **51** | **2,206** | **43.3** | **n/a** | **n/a** |

| Punt Returns | No. | Yards | Avg. | Long | TD |
|---|---|---|---|---|---|
| Jon Arnett | 10 | 75 | 7.5 | 17 | 0 |
| Dick Bass | 4 | 109 | 27.3 | 90t | 1 |
| **Rams** | **14** | **184** | **13.1** | **90t** | **1** |
| **Opponents** | **36** | **384** | **10.7** | **48** | **0** |

| Kickoff Returns | No. | Yards | Avg. | Long | TD |
|---|---|---|---|---|---|
| Dick Bass | 23 | 698 | 30.3 | 64 | 0 |
| Jon Arnett | 25 | 653 | 26.1 | 105t | 1 |
| Pervis Atkins | 4 | 77 | 19.3 | 20 | 0 |
| Frank Varrichione | 3 | 23 | 7.7 | 11 | 0 |
| Deacon Jones | 1 | 12 | 12.0 | 12 | 0 |
| **Rams** | **56** | **1,463** | **26.1** | **105t** | **1** |
| **Opponents** | **53** | **1,380** | **26.0** | **61** | **0** |

| Passing | Att. | Comp. | Yards | Pct. | Yards/Att. | TD | TD% | Int. | Int% | Long | Sack/Lost | Rating |
|---|---|---|---|---|---|---|---|---|---|---|---|---|
| Zeke Bratkowski | 230 | 124 | 1,547 | 53.9 | 6.73 | 8 | 3.5 | 13 | 5.7 | 84t | n/a | 63.1 |
| Frank Ryan | 142 | 72 | 1,115 | 50.7 | 7.85 | 5 | 3.5 | 7 | 4.9 | 96t | n/a | 68.3 |
| Jon Arnett | 13 | 3 | 47 | 23.1 | 3.62 | 0 | 0.0 | 1 | 7.7 | 20 | n/a | 10.1 |
| Danny Villanueva | 1 | 0 | 0 | 0.0 | 0.00 | 0 | 0.0 | 0 | 0.0 | 0 | n/a | 39.6 |
| **Rams** | **386** | **199** | **2,709** | **51.6** | **6.05** | **13** | **3.4** | **21** | **5.4** | **96t** | **n/a/372** | **62.8** |
| **Opponents** | **328** | **184** | **2,373** | **56.1** | **7.20** | **19** | **5.8** | **23** | **7.0** | **n/a** | **n/a/269** | **69.1** |

# 1960 (4-7-1) 6th, Western Conf - B. Waterfield

| Date | W/L | Score | Opponent | Attend. |
|---|---|---|---|---|
| 9/23 | L | 21-43 | St. Louis | (47,448) |
| 10/2 | L | 9-13 | at San Francisco | (53,633) |
| 10/9 | L | 27-34 | at Chicago | (47,776) |
| 10/16 | L | 17-31 | at Baltimore | (57,808) |
| 10/23 | T | 24-24 | Chicago | (63,438) |
| 10/30 | W | 48-35 | Detroit | (53,295) |
| 11/6 | W | 38-13 | at Dallas | (16,000) |
| 11/13 | L | 10-12 | at Detroit | (54,019) |
| 11/21 | W | 33-31 | at Green Bay | (35,763) |
| 12/4 | L | 7-23 | Sand Francisco | (77,254) |
| 12/11 | W | 10-3 | Baltimore | (75,461) |
| 12/17 | L | 21-35 | Green Bay | (53,445) |
| Total Attendance | | | | (635,340) |

| | Rams | OPP |
|---|---|---|
| **First Downs** | **194** | **221** |
| Rushing | 76 | 87 |
| Passing | 101 | 114 |
| Penalty | 17 | 20 |
| **Total Net Yards** | **3,271** | **4,073** |
| Avg./Game | 272.6 | 339.4 |
| Total Plays | 764 | 837 |
| Avg./Play | 4.3 | 4.9 |
| **Net Yards Rushing** | **1,449** | **1,718** |
| Avg./Game | 120.8 | 143.2 |
| Total Rushes | 343 | 419 |
| **Net Yards Passing** | **1,822** | **2,355** |
| Avg./Game | 151.8 | 196.3 |
| Sacked-Yds. Lost | n/a-366 | n/a-155 |
| Gross Yards | 2,188 | 2,510 |
| Att-Comp-Int | 335-177-22 | 339-168-23 |
| Comp. % | 52.8 | 49.6 |
| **Punts/Avg.** | **64-42.3** | **50-43.8** |
| **Penalties/Yards** | **64-625** | **59-517** |
| **Fumbles/ Ball Lost** | **17-9** | **29-13** |
| **Touchdowns** | **32** | **35** |
| Rushing | 9 | 16 |
| Passing | 19 | 18 |
| Returns | 4 | 1 |

| Scoring | TD | Ru | Pa | Rt | PAT | FG | S | Pts. |
|---|---|---|---|---|---|---|---|---|
| Danny Villanueva | 0 | 0 | 0 | 0 | 28-28 | 12-19 | 0 | 64 |
| Red Phillips | 8 | 0 | 8 | 0 | 0-0 | 0-0 | 0 | 48 |
| Jon Arnett | 4 | 2 | 2 | 0 | 0-0 | 0-0 | 0 | 24 |
| Carroll Dale | 3 | 0 | 3 | 0 | 0-0 | 0-0 | 0 | 18 |
| Joe Marconi | 3 | 3 | 0 | 0 | 0-0 | 0-0 | 0 | 18 |
| Frank Ryan | 2 | 1 | 1 | 0 | 0-0 | 0-0 | 0 | 12 |
| Clendon Thomas | 2 | 0 | 2 | 0 | 0-0 | 0-0 | 0 | 12 |
| Billy Wade | 2 | 2 | 0 | 0 | 0-0 | 0-0 | 0 | 12 |
| Tommy Wilson | 2 | 0 | 2 | 0 | 0-0 | 0-0 | 0 | 12 |
| Lou Michaels | 0 | 0 | 0 | 0 | 1-1 | 2-3 | 0 | 7 |
| Charley Britt | 1 | 0 | 0 | 1 | 0-0 | 0-0 | 0 | 6 |
| Lamar Lundy | 1 | 0 | 0 | 1 | 0-0 | 0-0 | 0 | 6 |
| John LoVetere | 1 | 0 | 0 | 1 | 0-0 | 0-0 | 0 | 6 |
| Ollie Matson | 1 | 1 | 0 | 0 | 0-0 | 0-0 | 0 | 6 |
| Eddie Meador | 1 | 0 | 0 | 1 | 0-0 | 0-0 | 0 | 6 |
| Del Shofner | 1 | 0 | 1 | 0 | 0-0 | 0-0 | 0 | 6 |
| Les Richter | 0 | 0 | 0 | 0 | 2-2 | 0-0 | 0 | 2 |
| **Rams** | **32** | **9** | **19** | **4** | **31-31** | **14-22** | **0** | **265** |
| **Opponents** | **35** | **16** | **18** | **1** | **34-35** | **17-29** | **1** | **297** |

**Usual Starters**

| | | | |
|---|---|---|---|
| E | Red Phillips | DE | Gene Brito |
| LT | Jim Boeke | DT | George Strugar |
| LG | Buck Lansford | DT | John LoVetere |
| C | Art Hunter | DE | Lamar Lundy |
| RG | Roy Hord | LLB | Jack Pardee |
| RT | Charlie Bradshaw | MLB | Les Richter |
| FL | Ollie Matson | RLB | Bill Jobko |
| FL | Carroll Dale | CB | Charley Britt |
| QB | Billy Wade | CB | Eddie Meador |
| RB | Joe Marconi | S | Will Sherman |
| RB | Jon Arnett | S | Clendon Thomas |

| Rushing | No. | Yards | Avg. | Long | TD |
|---|---|---|---|---|---|
| Jon Arnett | 104 | 436 | 4.2 | 31 | 2 |
| Joe Marconi | 42 | 240 | 5.7 | 75t | 3 |
| Billy Wade | 26 | 171 | 6.6 | 66t | 2 |
| Ollie Matson | 61 | 170 | 2.9 | 27 | 1 |
| Dick Bass | 31 | 153 | 4.9 | 33 | 0 |
| Tommy Wilson | 41 | 139 | 3.4 | 35 | 0 |
| Frank Ryan | 19 | 85 | 4.5 | 24 | 1 |
| Clendon Thomas | 16 | 63 | 3.9 | 33 | 0 |
| Buddy Humphrey | 2 | 7 | 3.5 | 6 | 0 |
| Del Shofner | 1 | -15 | -15.0 | -15 | 0 |
| **Rams** | **343** | **1,449** | **4.2** | **75t** | **9** |
| **Opponents** | **419** | **1,718** | **4.1** | **n/a** | **16** |

| Receiving | No. | Yards | Avg. | Long | TD |
|---|---|---|---|---|---|
| Red Phillips | 52 | 883 | 17.0 | 61t | 8 |
| Jon Arnett | 29 | 226 | 7.8 | 24t | 2 |
| Carroll Dale | 19 | 336 | 17.7 | 63 | 3 |
| Clendon Thomas | 17 | 275 | 16.2 | 58 | 2 |
| Ollie Matson | 15 | 98 | 6.5 | 24 | 0 |
| Dick Bass | 13 | 92 | 7.1 | 26 | 0 |
| Del Shofner | 12 | 122 | 10.2 | 17t | 1 |
| Tommy Wilson | 11 | 82 | 7.5 | 40t | 2 |
| Joe Marconit | 9 | 32 | 3.6 | 17 | 0 |
| Frank Ryan | 0 | 32 | -- | 32t | 1 |
| Billy Wade | 0 | 10 | -- | 10 | 0 |
| **Rams** | **177** | **2,188** | **12.4** | **63** | **19** |
| **Opponents** | **168** | **2,355** | **14.0** | **n/a** | **18** |

| Interceptions | No. | Yards | Avg. | Long | TD |
|---|---|---|---|---|---|
| Charley Britt | 5 | 117 | 23.4 | 73 | 1 |
| Eddie Meador | 4 | 46 | 11.5 | 26t | 1 |
| Les Richter | 2 | 29 | 14.5 | 20 | 0 |
| Don Ellersick | 2 | 12 | 6.0 | 12 | 0 |
| John Baker | 1 | 62 | 62.0 | 62 | 0 |
| Lamar Lundy | 1 | 25 | 25.0 | 25t | 1 |
| Bob Long | 1 | 23 | 23.0 | 23 | 0 |
| Del Shofner | 1 | 19 | 19.0 | 19 | 0 |
| Jerry Stalcup | 1 | 12 | 12.0 | 12 | 0 |
| Jack Pardee | 1 | 10 | 10.0 | 10 | 0 |
| Bill Jobko | 1 | 7 | 7.0 | 7 | 0 |
| Will Sherman | 1 | 0 | 0.0 | 0 | 0 |
| Clendon Thomas | 1 | 0 | 0.0 | 0 | 0 |
| Vern Valdez | 1 | 0 | 0.0 | 0 | 0 |
| **Rams** | **23** | **362** | **15.7** | **73** | **3** |
| **Opponents** | **22** | **182** | **8.3** | **43** | **0** |

| Punting | No. | Yards | Avg. | Long | Blk. |
|---|---|---|---|---|---|
| Del Shofner | 54 | 2,301 | 42.6 | 63 | 1 |
| Joe Marconi | 10 | 408 | 40.8 | 62 | 1 |
| **Rams** | **64** | **2,709** | **42.3** | **53** | **2** |
| **Opponents** | **50** | **2,190** | **43.8** | **n/a** | **n/a** |

| Punt Returns | No. | Yards | Avg. | Long | TD |
|---|---|---|---|---|---|
| Dick Bass | 11 | 62 | 5.6 | 22 | 0 |
| Jon Arnett | 10 | 60 | 6.0 | 29 | 0 |
| John LoVetere | 1 | 6 | 6.0 | 6t | 1 |
| Will Sherman | 1 | 1 | 1.0 | 1 | 0 |
| Ollie Matson | 1 | 0 | 0.0 | 0 | 0 |
| Eddie Meador | 1 | 0 | 0.0 | 0 | 0 |
| **Rams** | **25** | **129** | **5.2** | **29** | **1** |
| **Opponents** | **27** | **199** | **7.4** | **36** | **0** |

| Kickoff Returns | No. | Yards | Avg. | Long | TD |
|---|---|---|---|---|---|
| Jon Arnett | 17 | 416 | 24.5 | 43 | 0 |
| Dick Bass | 11 | 246 | 22.4 | 31 | 0 |
| Ollie Matson | 9 | 216 | 24.0 | 42 | 0 |
| Tommy Wilson | 2 | 48 | 24.0 | 27 | 0 |
| Lou Michaels | 1 | 15 | 15.0 | 15 | 0 |
| **Rams** | **40** | **941** | **23.5** | **43** | **0** |
| **Opponents** | **52** | **1083** | **20.8** | **65** | **0** |

| Passing | Att. | Comp. | Yards | Pct. | Yards/Att. | TD | TD% | Int. | Int% | Long | Sack/Lost | Rating |
|---|---|---|---|---|---|---|---|---|---|---|---|---|
| Billy Wade | 182 | 106 | 1,294 | 58.2 | 7.11 | 12 | 6.6 | 11 | 6.0 | 63 | n/a | 77.0 |
| Frank Ryan | 128 | 62 | 816 | 48.4 | 6.38 | 7 | 5.5 | 9 | 7.0 | 61t | n/a | 57.9 |
| Buddy Humphrey | 24 | 9 | 78 | 37.5 | 3.25 | 0 | 0.0 | 2 | 8.3 | 16 | n/a | 12.2 |
| Jon Arnett | 1 | 0 | 0 | 0.0 | 0.00 | 0 | 0.0 | 0 | 0.0 | 0 | n/a | 39.6 |
| **Rams** | **335** | **177** | **2,188** | **52.8** | **5.44** | **19** | **5.4** | **22** | **6.2** | **63** | **n/a/366** | **61.3** |
| **Opponents** | **339** | **168** | **2,355** | **49.6** | **6.90** | **18** | **5.3** | **23** | **6.8** | **n/a** | **n/a/155** | **61.8** |

# 1959 (1-10) 6th, Western Conf - Sid Gillman

| Date | W/L | Score | Opponent | Attend. |
|---|---|---|---|---|
| 9/26 | L | 21-23 | New York Giants | (71,297) |
| 10/4 | L | 0-34 | at San Francisco | (56,028) |
| 10/11 | W | 28-21 | at Chicago Bears | (47,036) |
| 10/18 | W | 45-6 | at Green Bay | (36,194) |
| 10/25 | L | 7-17 | Detroit | (74,288) |
| 11/1 | L | 21-26 | Chicago | (77,943) |
| 11/8 | L | 16-24 | San Francisco | (94,376) |
| 11/15 | L | 17-23 | at Detroit | (52,271) |
| 11/22 | L | 20-23 | at Philadelphia | (47,425) |
| 11/29 | L | 21-35 | at Baltimore | (57,557) |
| 12/6 | L | 20-38 | Green Bay | (61,044) |
| 12/12 | L | 26-45 | Baltimore | (65,528) |
| Total Attendance | | | | (740,987) |

| | Rams | OPP |
|---|---|---|
| **First Downs** | **232** | **216** |
| Rushing | 101 | 96 |
| Passing | 116 | 100 |
| Penalty | 15 | 20 |
| **Total Net Yards** | **4,260** | **3,794** |
| Avg./Game | 355.0 | 316.2 |
| Total Plays | 803 | 805 |
| Avg./Play | 5.3 | 4.7 |
| **Net Yards Rushing** | **1,778** | **1,704** |
| Avg./Game | 148.2 | 142.0 |
| Total Rushes | 371 | 427 |
| **Net Yards Passing** | **2,482** | **2,090** |
| Avg./Game | 206.8 | 174.2 |
| Sacked-Yds. Lost | n/a-241 | n/a-225 |
| Gross Yards | 2,723 | 2,315 |
| Att-Comp-Int | 356-196-22 | 287-151-7 |
| Comp. % | 55.1 | 52.6 |
| **Punts/Avg.** | **50-41.7** | **60-44.1** |
| **Penalties/Yards** | **51-465** | **60-562** |
| **Fumbles/ Ball Lost** | **34-19** | **25-14** |
| **Touchdowns** | **30** | **38** |
| Rushing | 15 | 15 |
| Passing | 14 | 17 |
| Returns | 1 | 6 |

| Scoring | TD | Ru | Pa | Rt | PAT | FG | S | Pts. |
|---|---|---|---|---|---|---|---|---|
| Del Shofner | 7 | 0 | 7 | 0 | 0-0 | 0-0 | 0 | 42 |
| Ollie Matson | 6 | 6 | 0 | 0 | 0-0 | 0-0 | 0 | 36 |
| Lou Michaels | 0 | 0 | 0 | 0 | 12-14 | 8-17 | 0 | 36 |
| Joe Marconi | 5 | 4 | 1 | 0 | 0-0 | 0-0 | 0 | 30 |
| Jon Arnett | 4 | 2 | 1 | 1 | 0-0 | 0-0 | 0 | 24 |
| Jack Morris | 0 | 0 | 0 | 0 | 15-15 | 3-8 | 0 | 24 |
| Red Phillips | 4 | 0 | 4 | 0 | 0-0 | 0-0 | 0 | 24 |
| Billy Wade | 2 | 2 | 0 | 0 | 0-0 | 0-0 | 0 | 12 |
| Frank Ryan | 1 | 1 | 0 | 0 | 0-0 | 0-0 | 0 | 6 |
| Tommy Wilson | 1 | 0 | 1 | 0 | 0-0 | 0-0 | 0 | 6 |
| Sam Williams | 0 | 0 | 0 | 0 | 0-0 | 0-0 | 1 | 2 |
| **Rams** | **30** | **15** | **14** | **1** | **27-29** | **11-25** | **1** | **242** |
| **Opponents** | **38** | **15** | **17** | **6** | **36-38** | **17-31** | **0** | **315** |

| Rushing | No. | Yards | Avg. | Long | TD |
|---|---|---|---|---|---|
| Ollie Matson | 161 | 863 | 5.4 | 50 | 6 |
| Jon Arnett | 73 | 371 | 5.1 | 80t | 2 |
| Tommy Wilson | 40 | 210 | 5.3 | 60 | 0 |
| Joe Marconi | 52 | 176 | 3.4 | 21 | 4 |
| Billy Wade | 25 | 95 | 3.8 | 17 | 2 |
| Frank Ryan | 19 | 57 | 3.0 | 13 | 1 |
| Del Shofner | 1 | 6 | 6.0 | 6 | 0 |
| **Rams** | **371** | **1,778** | **4.8** | **80t** | **15** |
| **Opponents** | **427** | **1,704** | **4.0** | **n/a** | **15** |

| Receiving | No. | Yards | Avg. | Long | TD |
|---|---|---|---|---|---|
| Del Shofner | 47 | 936 | 19.9 | 72t | 7 |
| Jon Arnett | 38 | 419 | 11.0 | 38t | 1 |
| Red Phillips | 37 | 541 | 14.6 | 64 | 4 |
| Leon Clarke | 29 | 453 | 15.6 | 60 | 0 |
| Ollie Matson | 18 | 130 | 7.2 | 49 | 0 |
| Tommy Wilson | 12 | 83 | 6.9 | 20 | 1 |
| Joe Marconi | 10 | 81 | 8.1 | 30 | 1 |
| Lamar Lundy | 4 | 74 | 18.5 | 26 | 0 |
| Clendon Thomas | 1 | 6 | 6.0 | 6 | 0 |
| **Rams** | **196** | **2,723** | **12.7** | **72t** | **14** |
| **Opponents** | **151** | **2,315** | **13.8** | **n/a** | **17** |

| Interceptions | No. | Yards | Avg. | Long | TD |
|---|---|---|---|---|---|
| Eddie Meador | 3 | 3 | 1.0 | 3 | 0 |
| Tom Franckhauser | 3 | 2 | 0.7 | 2 | 0 |
| Bill Jobko | 1 | 0 | 0.0 | 0 | 0 |
| **Rams** | **7** | **5** | **0.7** | **3** | **0** |
| **Opponents** | **22** | **305** | **13.9** | **39** | **1** |

| Punting | No. | Yards | Avg. | Long | Blk. |
|---|---|---|---|---|---|
| Del Shofner | 48 | 2,004 | 41.8 | 66 | 1 |
| Joe Marconi | 2 | 81 | 40.5 | 44 | 0 |
| **Rams** | **50** | **2,085** | **41.7** | **66** | **1** |
| **Opponents** | **60** | **2,648** | **44.1** | **n/a** | **n/a** |

| Punt Returns | No. | Yards | Avg. | Long | TD |
|---|---|---|---|---|---|
| Jon Arnett | 17 | 184 | 10.8 | 71t | 1 |
| Ollie Matson | 14 | 61 | 4.4 | 20 | 0 |
| Clendon Thomas | 3 | 6 | 2.0 | 6 | 0 |
| Don Burroughs | 1 | 0 | 0.0 | 0 | 0 |
| Eddie Meador | 1 | 0 | 0.0 | 0 | 0 |
| **Rams** | **36** | **251** | **7.0** | **71t** | **1** |
| **Opponents** | **30** | **205** | **6.8** | **78t** | **1** |

| Kickoff Returns | No. | Yards | Avg. | Long | TD |
|---|---|---|---|---|---|
| Ollie Matson | 16 | 367 | 22.9 | 48 | 0 |
| Jon Arnett | 14 | 320 | 22.9 | 42 | 0 |
| Tommy Wilson | 7 | 243 | 34.7 | 85 | 0 |
| Clendon Thomas | 3 | 95 | 31.7 | 48 | 0 |
| Roy Wilkins | 2 | 29 | 14.5 | 17 | 0 |
| Paul Dickson | 1 | 0 | 0.0 | 0 | 0 |
| **Rams** | **43** | **1054** | **24.5** | **85** | **0** |
| **Opponents** | **42** | **930** | **23.3** | **105t** | **1** |

| Passing | Att. | Comp. | Yards | Pct. | Yards/Att. | TD | TD% | Int. | Int% | Long | Sack/Lost | Rating |
|---|---|---|---|---|---|---|---|---|---|---|---|---|
| Billy Wade | 261 | 153 | 2,001 | 58.6 | 7.67 | 12 | 4.6 | 17 | 6.5 | 72t | n/a | 71.1 |
| Frank Ryan | 89 | 42 | 709 | 47.2 | 7.97 | 2 | 2.2 | 4 | 4.5 | 67t | n/a | 63.4 |
| Jon Arnett | 5 | 1 | 13 | 20.0 | 2.60 | 0 | 0.0 | 0 | 0.0 | 13 | n/a | 39.6 |
| Ollie Matson | 1 | 0 | 0 | 0.0 | 0.00 | 0 | 0.0 | 0 | 0.0 | 0 | n/a | 39.6 |
| **Rams** | **356** | **196** | **2,482** | **55.1** | **6.97** | **14** | **3.9** | **22** | **6.2** | **72t** | **n/a/241** | **64.4** |
| **Opponents** | **287** | **151** | **2,090** | **52.6** | **7.28** | **17** | **5.9** | **7** | **2.4** | **n/a** | **n/a/225** | **85.9** |

# 1958 (8-4) 3rd, Western Conf - Sid Gillman

| Date | W/L | Score | Opponent | Attend. |
|---|---|---|---|---|
| 9/28 | L | 27-30 | Cleveland | (69,993) |
| 10/5 | W | 33-3 | at San Francisco | (73,164) |
| 10/12 | W | 42-28 | at Detroit | (41,021) |
| 10/19 | L | 10-31 | at Chicago Bears | (41,387) |
| 10/26 | L | 24-41 | Detroit | (81,703) |
| 11/2 | W | 41-35 | Chicago Bears | (100,740) |
| 11/9 | W | 56-7 | San Francisco | (95,082) |
| 11/16 | W | 20-7 | at Green Bay | (28,051) |
| 11/23 | L | 7-34 | at Baltimore | (57,557) |
| 11/30 | W | 20-14 | at Chicago Cardinals | (13,041) |
| 12/6 | W | 30-28 | Baltimore | (100,202) |
| 12/14 | W | 34-20 | Green Bay | (54,634) |
| Total Attendance | | | | (756,575) |

| | Rams | OPP |
|---|---|---|
| **First Downs** | **209** | **235** |
| Rushing | 93 | 109 |
| Passing | 104 | 110 |
| Penalty | 12 | 16 |
| **Total Net Yards** | **4,406** | **3,828** |
| Avg./Game | 367.2 | 319.0 |
| Total Plays | 779 | 872 |
| Avg./Play | 5.7 | 4.4 |
| **Net Yards Rushing** | **1,734** | **1,777** |
| Avg./Game | 144.5 | 148.1 |
| Total Rushes | 345 | 405 |
| **Net Yards Passing** | **2,672** | **2,051** |
| Avg./Game | 222.7 | 170.1 |
| Sacked-Yds. Lost | n/a-237 | n/a-252 |
| Gross Yards | 2,909 | 2,303 |
| Att-Comp-Int | 358-186-26 | 381-188-28 |
| Comp. % | 52.0 | 49.3 |
| **Punts/Avg.** | **51-40.9** | **65-37.9** |
| **Penalties/Yards** | **67-636** | **47-476** |
| **Fumbles/ Ball Lost** | **34-23** | **22-13** |
| **Touchdowns** | **43** | **37** |
| Rushing | 18 | 12 |
| Passing | 19 | 21 |
| Returns | 6 | 4 |

| Scoring | TD | Ru | Pa | Rt | PAT | FG | S | Pts. |
|---|---|---|---|---|---|---|---|---|
| Paige Cothren | 0 | 0 | 0 | 0 | 42-42 | 14-25 | 0 | 84 |
| Tommy Wilson | 10 | 9 | 1 | 0 | 0-0 | 0-0 | 0 | 60 |
| Del Shofner | 8 | 0 | 8 | 0 | 0-0 | 0-0 | 0 | 48 |
| Jon Arnett | 7 | 6 | 1 | 0 | 0-0 | 0-0 | 0 | 42 |
| Leon Clarke | 5 | 0 | 4 | 1 | 0-0 | 0-0 | 0 | 30 |
| Lamar Lundy | 3 | 0 | 3 | 0 | 0-0 | 0-0 | 0 | 18 |
| Red Phillips | 2 | 0 | 2 | 0 | 0-0 | 0-0 | 0 | 12 |
| Will Sherman | 2 | 0 | 0 | 2 | 0-0 | 0-0 | 0 | 12 |
| Billy Wade | 2 | 2 | 0 | 0 | 0-0 | 0-0 | 0 | 12 |
| Dick Daugherty | 1 | 0 | 0 | 1 | 0-0 | 0-0 | 0 | 6 |
| Joe Marconi | 1 | 1 | 0 | 0 | 0-0 | 0-0 | 0 | 6 |
| Lou Michaels | 1 | 0 | 0 | 1 | 0-0 | 0-0 | 0 | 6 |
| Jack Morris | 1 | 0 | 0 | 1 | 0-0 | 0-0 | 0 | 6 |
| Glenn Holtzman | 0 | 0 | 0 | 0 | 0-0 | 0-0 | 1 | 2 |
| **Rams** | **43** | **19** | **19** | **6** | **42-42** | **14-25** | **1** | **344** |
| **Opponents** | **37** | **12** | **21** | **4** | **35-37** | **7-21** | **0** | **278** |

| Rushing | No. | Yards | Avg. | Long | TD |
|---|---|---|---|---|---|
| Jon Arnett | 133 | 683 | 5.1 | 57 | 6 |
| Tommy Wilson | 73 | 475 | 6.5 | 82t | 9 |
| Joe Marconi | 89 | 428 | 4.8 | 45 | 1 |
| Billy Wade | 42 | 90 | 2.1 | 22 | 2 |
| Frank Ryan | 5 | 45 | 9.0 | 12 | 0 |
| Ron Waller | 3 | 13 | 4.3 | 7 | 0 |
| **Rams** | **345** | **1,734** | **5.0** | **82t** | **18** |
| **Opponents** | **405** | **1,777** | **4.4** | **n/a** | **12** |

| Receiving | No. | Yards | Avg. | Long | TD |
|---|---|---|---|---|---|
| Del Shofner | 51 | 1,097 | 21.5 | 92t | 8 |
| Red Phillips | 35 | 524 | 15.0 | 93t | 2 |
| Jon Arnett | 35 | 494 | 14.1 | 75t | 1 |
| Lamar Lundy | 25 | 396 | 15.8 | 32 | 3 |
| Leon Clarke | 18 | 135 | 7.5 | 17t | 4 |
| Joe Marconi | 10 | 87 | 8.7 | 15 | 0 |
| Tommy Wilson | 9 | 101 | 11.2 | 38t | 1 |
| Ron Waller | 3 | 75 | 25.0 | 63 | 0 |
| **Rams** | **186** | **2,909** | **14.4** | **93** | **19** |
| **Opponents** | **188** | **2,303** | **12.3** | **n/a** | **12** |

| Interceptions | No. | Yards | Avg. | Long | TD |
|---|---|---|---|---|---|
| Don Burroughs | 7 | 72 | 10.3 | 46 | 0 |
| Jack Morris | 6 | 152 | 25.3 | 44t | 1 |
| Will Sherman | 5 | 171 | 34.2 | 70t | 2 |
| Jimmy Harris | 4 | 51 | 12.8 | 14 | 0 |
| Les Richter | 3 | 26 | 8.7 | 16 | 0 |
| Lou Michaels | 2 | 6 | 3.0 | 6t | 1 |
| Dick Daugherty | 1 | 12 | 12.0 | 12t | 1 |
| **Rams** | **28** | **490** | **17.5** | **70t** | **5** |
| **Opponents** | **26** | **316** | **12.2** | **46** | **2** |

| Punting | No. | Yards | Avg. | Long | Blk. |
|---|---|---|---|---|---|
| Del Shofner | 49 | 2,018 | 41.2 | 62 | 0 |
| Cledon Thomas | 2 | 66 | 33.3 | 34 | 0 |
| **Rams** | **51** | **2,084** | **40.9** | **62** | **0** |
| **Opponents** | **65** | **2,466** | **37.9** | **n/a** | **n/a** |

| Punt Returns | No. | Yards | Avg. | Long | TD |
|---|---|---|---|---|---|
| Jon Arnett | 18 | 223 | 12.4 | 58 | 0 |
| Ron Waller | 13 | 7 | 0.5 | 5 | 0 |
| Jack Morris | 8 | 9 | 1.1 | 9 | 0 |
| Will Sherman | 1 | 0 | 0.0 | 0 | 0 |
| Roy Wilkins | 1 | 0 | 0.0 | 0 | 0 |
| **Rams** | **41** | **239** | **5.8** | **58** | **0** |
| **Opponents** | **33** | **143** | **4.3** | **28** | **0** |

| Kickoff Returns | No. | Yards | Avg. | Long | TD |
|---|---|---|---|---|---|
| Jon Arnett | 16 | 331 | 20.7 | 32 | 0 |
| Tommy Wilson | 16 | 324 | 20.3 | 30 | 0 |
| Ron Waller | 7 | 120 | 17.1 | 23 | 0 |
| Jack Morris | 2 | 37 | 18.5 | 23 | 0 |
| Bob Fry | 2 | 23 | 11.5 | 14 | 0 |
| **Rams** | **43** | **835** | **19.4** | **32** | **0** |
| **Opponents** | **53** | **1,116** | **21.1** | **104t** | **1** |

| Passing | Att. | Comp. | Yards | Pct. | Yards/Att. | TD | TD% | Int. | Int% | LG | Sack/Lost | Rating |
|---|---|---|---|---|---|---|---|---|---|---|---|---|
| Billy Wade | 341 | 181 | 2875 | 53.1 | 8.43 | 18 | 5.3 | 22 | 6.5 | 93 | n/a | 72.2 |
| Frank Ryan | 14 | 5 | 34 | 35.7 | 2.43 | 1 | 7.1 | 3 | 21.4 | 14 | n/a | 28.6 |
| Del Shofner | 1 | 0 | 0 | 0.0 | 0.00 | 0 | 0.0 | 0 | 0.0 | 0 | n/a | 39.6 |
| Tommy Wilson | 1 | 0 | 0 | 0.0 | 0.00 | 0 | 0.0 | 1 | 100.0 | 0 | n/a | 0.0 |
| Jon Arnett | 1 | 0 | 0 | 0.0 | 0.00 | 0 | 0.0 | 0 | 0.0 | 0 | n/a | 39.6 |
| **Rams** | **358** | **186** | **2,672** | **52.0** | **7.46** | **19** | **5.3** | **26** | **7.3** | **93** | **n/a/237** | **63.9** |
| **Opponents** | **381** | **188** | **2,051** | **49.3** | **5.38** | **12** | **3.1** | **28** | **7.3** | **n/a** | **n/a/252** | **45.5** |

# 1957 (6-6) 4th, Western Conf - Sid Gillman

| Date | W/L | Score | Opponent | Attend. |
|---|---|---|---|---|
| 9/29 | W | 17-13 | Philadelphia | (62,506) |
| 10/6 | L | 20-23 | at San Francisco | (59,637) |
| 10/13 | L | 7-10 | at Detroit | (55,914) |
| 10/20 | L | 26-34 | at Chicago Bears | (47,337) |
| 10/27 | W | 35-17 | Detroit | (77,314) |
| 11/3 | L | 10-16 | Chicago Bears | (80,456) |
| 11/10 | W | 37-24 | San Fransico | (102,368) |
| 11/17 | W | 31-27 | at Green Bay | (19,540) |
| 11/24 | L | 31-45 | at Cleveland | (65,407) |
| 12/1 | L | 14-31 | at Baltimore | (52,060) |
| 12/8 | W | 42-17 | Green Bay | (70,572) |
| 12/15 | W | 37-21 | Baltimore | (52,560) |
| Total Attendance | | | | (756,575) |

| | Rams | OPP |
|---|---|---|
| **First Downs** | **235** | **216** |
| Rushing | 112 | 96 |
| Passing | 104 | 101 |
| Penalty | 19 | 19 |
| **Total Net Yards** | **4,143** | **3,725** |
| Avg./Game | 345.3 | 310.4 |
| Total Plays | 845 | 828 |
| Avg./Play | 4.9 | 4.5 |
| **Net Yards Rushing** | **2,142** | **1,845** |
| Avg./Game | 178.5 | 153.8 |
| Total Rushes | 474 | 440 |
| **Net Yards Passing** | **2,001** | **1,880** |
| Avg./Game | 166.8 | 156.7 |
| Sacked-Yds. Lost | n/a-255 | n/a-306 |
| Gross Yards | 2,256 | 2,186 |
| Att-Comp-Int | 296-144-23 | 301-153-14 |
| Comp. % | 48.6 | 50.8 |
| **Punts/Avg.** | **56-44.4** | **61-40.2** |
| **Penalties/Yards** | **60-580** | **49-516** |
| **Fumbles/ Ball Lost** | **24-14** | **24-11** |
| **Touchdowns** | **39** | **33** |
| Rushing | 15 | 15 |
| Passing | 21 | 15 |
| Returns | 3 | 3 |

| Scoring | TD | Ru | Pa | Rt | PAT | FG | S | Pts. |
|---|---|---|---|---|---|---|---|---|
| Paige Cothren | 0 | 0 | 0 | 0 | 38-39 | 11-19 | 0 | 71 |
| Elroy Hirsch | 6 | 0 | 6 | 0 | 0-0 | 0-0 | 0 | 36 |
| Jon Arnett | 6 | 2 | 3 | 1 | 0-0 | 0-0 | 0 | 36 |
| Joe Marconi | 4 | 3 | 1 | 0 | 0-0 | 0-0 | 0 | 24 |
| Norm Van Brocklin | 4 | 4 | 0 | 0 | 0-0 | 0-0 | 0 | 24 |
| Leon Clarke | 4 | 0 | 4 | 0 | 0-0 | 0-0 | 0 | 24 |
| Tommy Wilson | 4 | 3 | 1 | 0 | 0-0 | 0-0 | 0 | 24 |
| Tank Younger | 3 | 3 | 0 | 0 | 0-0 | 0-0 | 0 | 18 |
| Bob Boyd | 3 | 0 | 3 | 0 | 0-0 | 0-0 | 0 | 18 |
| Lamar Lundy | 3 | 0 | 3 | 0 | 0-0 | 0-0 | 0 | 18 |
| Dick Daugherty | 1 | 0 | 0 | 1 | 0-0 | 0-0 | 0 | 6 |
| Art Hauser | 1 | 0 | 0 | 1 | 0-0 | 0-0 | 0 | 6 |
| **Rams** | **39** | **15** | **21** | **3** | **38-39** | **11-19** | **1** | **307** |
| **Opponents** | **33** | **15** | **15** | **3** | **33-33** | **15-26** | **1** | **278** |

| Rushing | No. | Yards | Avg. | Long | TD |
|---|---|---|---|---|---|
| Tommy Wilson | 127 | 616 | 4.9 | 46 | 3 |
| Joe Marconi | 104 | 481 | 4.6 | 31 | 3 |
| Tank Younger | 96 | 401 | 4.2 | 29 | 3 |
| Jon Arnett | 86 | 347 | 4.0 | 68 | 2 |
| Ron Waller | 48 | 292 | 6.1 | 76 | 0 |
| Elroy Hirsch | 1 | 8 | 8.0 | 8 | 0 |
| Billy Wade | 1 | 5 | 5.0 | 5 | 0 |
| Norm Van Brocklin | 10 | -4 | -0.4 | 3 | 4 |
| Leon Clarke | 1 | -4 | -4.0 | -4 | 0 |
| **Rams** | **474** | **2,142** | **4.5** | **76** | **15** |
| **Opponents** | **440** | **1,845** | **4.2** | **n/a** | **15** |

| Receiving | No. | Yards | Avg. | Long | TD |
|---|---|---|---|---|---|
| Elroy Hirsch | 32 | 477 | 14.9 | 45 | 6 |
| Bob Boyd | 29 | 534 | 18.4 | 51 | 3 |
| Leon Clarke | 23 | 442 | 19.2 | 70t | 4 |
| Jon Arnett | 18 | 322 | 17.9 | 66t | 3 |
| Joe Marconi | 16 | 171 | 10.7 | 61t | 1 |
| Tank Younger | 8 | 61 | 7.6 | 16 | 0 |
| Tommy Wilson | 7 | 95 | 13.6 | 19 | 1 |
| Lamar Lundy | 6 | 114 | 19.0 | 34t | 3 |
| Ron Waller | 5 | 40 | 8.0 | 17 | 0 |
| **Rams** | **144** | **2,256** | **13.9** | **70t** | **21** |
| **Opponents** | **153** | **2,186** | **14.3** | **n/a** | **15** |

| Interceptions | No. | Yards | Avg. | Long | TD |
|---|---|---|---|---|---|
| Les Richter | 4 | 60 | 15.0 | 25 | 0 |
| Don Burroughs | 3 | 29 | 9.7 | 24 | 0 |
| Del Shofner | 2 | 27 | 13.5 | 15 | 0 |
| Will Sherman | 1 | 51 | 51.0 | 51 | 0 |
| Dick Daugherty | 1 | 32 | 32.0 | 32t | 1 |
| Jesse Whittenton | 1 | 31 | 31.0 | 31 | 0 |
| Bob Dougherty | 1 | 6 | 6.0 | 6 | 0 |
| Larry Morris | 1 | 0 | 0.0 | 0 | 0 |
| **Rams** | **14** | **236** | **16.9** | **51** | **1** |
| **Opponents** | **23** | **381** | **16.6** | **92t** | **1** |

| Punting | No. | Yards | Avg. | Long | Blk. |
|---|---|---|---|---|---|
| Norm Van Brocklin | 54 | 2,392 | 44.3 | 71 | 0 |
| Del Shofner | 2 | 97 | 48.5 | 52 | 0 |
| **Rams** | **56** | **2,489** | **44.4** | **71** | **0** |
| **Opponents** | **61** | **2,455** | **40.2** | **n/a** | **n/a** |

| Punt Returns | No. | Yards | Avg. | Long | TD |
|---|---|---|---|---|---|
| Ron Waller | 16 | 33 | 2.1 | 24 | 0 |
| Jon Arnett | 14 | 85 | 6.1 | 22 | 0 |
| Corky Taylor | 3 | 41 | 13.7 | 28 | 0 |
| Tommy Wilson | 1 | 28 | 28.0 | 28 | 0 |
| Don Burroughs | 1 | 11 | 11.0 | 11 | 0 |
| Will Sherman | 1 | 0 | 0.0 | 0 | 0 |
| **Rams** | **36** | **198** | **5.5** | **28** | **0** |
| **Opponents** | **37** | **229** | **6.2** | **48** | **0** |

| Kickoff Returns | No. | Yards | Avg. | Long | TD |
|---|---|---|---|---|---|
| Jon Arnett | 18 | 504 | 28.0 | 98t | 1 |
| Ron Waller | 13 | 289 | 22.2 | 46 | 0 |
| Tommy Wilson | 11 | 290 | 26.4 | 35 | 0 |
| Jack Pardee | 3 | 21 | 7.0 | 15 | 0 |
| Duane Putnam | 2 | 11 | 5.5 | 11 | 0 |
| Corky Taylor | 1 | 35 | 35.0 | 35 | 0 |
| Lamar Lundy | 1 | 0 | 0.0 | 0 | 0 |
| **Rams** | **49** | **1,150** | **23.5** | **98t** | **1** |
| **Opponents** | **53** | **1,268** | **23.9** | **99t** | **1** |

| Passing | Att. | Comp. | Yards | Pct. | Yards/Att. | TD | TD% | Int. | Int% | Long | Sack/Lost | Rating |
|---|---|---|---|---|---|---|---|---|---|---|---|---|
| Norm Van Brocklin | 265 | 132 | 2,105 | 49.8 | 7.94 | 20 | 7.5 | 21 | 7.9 | 70t | n/a | 68.8 |
| Billy Wade | 24 | 10 | 116 | 41.7 | 4.83 | 1 | 4.2 | 1 | 4.2 | 35 | n/a | 53.5 |
| Ron Waller | 6 | 2 | 35 | 33.3 | 5.83 | 0 | 0.0 | 0 | 0.0 | 30 | n/a | 54.2 |
| Tank Younger | 1 | 0 | 0 | 0.0 | 0.00 | 0 | 0.0 | 1 | 100.0 | 0 | n/a | 0.0 |
| **Rams** | **296** | **144** | **2,256** | **48.6** | **6.76** | **21** | **7.1** | **23** | **7.8** | **70** | **n/a/255** | **65.7** |
| **Opponents** | **301** | **153** | **2,186** | **50.8** | **7.26** | **15** | **5.0** | **14** | **4.7** | **n/a** | **n/a/306** | **71.9** |

# 1956 (4-8) 6th, Western Conf - Sid Gillman

| Date | W/L | Score | Opponent | Attend. |
|---|---|---|---|---|
| 9/30 | W | 27-7 | Philadelphia | (54,412) |
| 10/7 | L | 30-33 | at San Francisco | (54,589) |
| 10/14 | L | 21-24 | at Detroit | (56,281) |
| 10/21 | L | 17-42 | at Green Bay | (24,200) |
| 10/28 | L | 17-42 | Detroit | (76,758) |
| 11/4 | L | 24-35 | Chicago Bears | (69,894) |
| 11/11 | W | 30-6 | San Francisco | (69,828) |
| 11/18 | L | 21-30 | at Chicago Bears | (48,102) |
| 11/25 | L | 21-56 | at Baltimore | (40,321) |
| 12/2 | L | 13-30 | at Pittsburgh | (20,450) |
| 12/9 | W | 21-7 | Baltimore | (51,037) |
| 12/16 | W | 49-21 | Green Bay | (45,209) |
| Total Attendance | | | | (611,081) |

| | Rams | OPP |
|---|---|---|
| **First Downs** | **227** | **224** |
| Rushing | 103 | 109 |
| Passing | 111 | 100 |
| Penalty | 13 | 15 |
| **Total Net Yards** | **4,397** | **4,106** |
| Avg./Game | 366.4 | 342.2 |
| Total Plays | 780 | 841 |
| Avg./Play | 5.2 | 4.9 |
| **Net Yards Rushing** | **1,978** | **1,944** |
| Avg./Game | 164.8 | 162.0 |
| Total Rushes | 384 | 473 |
| **Net Yards Passing** | **2,419** | **2,162** |
| Avg./Game | 201.6 | 180.2 |
| Sacked-Yds. Lost | n/a-182 | n/a-212 |
| Gross Yards | 2,601 | 2,374 |
| Att-Comp-Int | 329-170-28 | 290-156-18 |
| Comp. % | 51.7 | 53.8 |
| **Punts/Avg.** | **48-43.1** | **58-42.0** |
| **Penalties/Yards** | **57-583** | **62-512** |
| **Fumbles/ Ball Lost** | **32-18** | **13-8** |
| **Touchdowns** | **38** | **39** |
| Rushing | 15 | 21 |
| Passing | 18 | 17 |
| Returns | 5 | 1 |

| Scoring | TD | Ru | Pa | Rt | PAT | FG | S | Pts. |
|---|---|---|---|---|---|---|---|---|
| Les Richter | 0 | 0 | 0 | 0 | 36-38 | 8-15 | 0 | 60 |
| Bob Boyd | 7 | 0 | 7 | 0 | 0-0 | 0-0 | 0 | 42 |
| Joe Marconi | 7 | 7 | 0 | 0 | 0-0 | 0-0 | 0 | 42 |
| Elroy Hirsch | 6 | 0 | 6 | 0 | 0-0 | 0-0 | 0 | 36 |
| Leon Clarke | 4 | 0 | 4 | 0 | 0-0 | 0-0 | 0 | 24 |
| Billy Wade | 3 | 3 | 0 | 0 | 0-0 | 0-0 | 0 | 18 |
| Tank Younger | 3 | 3 | 0 | 0 | 0-0 | 0-0 | 0 | 18 |
| Will Sherman | 2 | 0 | 0 | 2 | 0-0 | 0-0 | 0 | 12 |
| Bud McFadin | 1 | 0 | 0 | 1 | 0-0 | 1-4 | 0 | 9 |
| Bob Carey | 1 | 0 | 1 | 0 | 0-0 | 0-0 | 0 | 6 |
| Norm Van Brocklin | 1 | 1 | 0 | 0 | 0-0 | 0-0 | 0 | 6 |
| Ron Waller | 1 | 1 | 0 | 0 | 0-0 | 0-0 | 0 | 6 |
| Tommy Wilson | 1 | 0 | 0 | 1 | 0-0 | 0-0 | 0 | 6 |
| Jesse Whittenton | 1 | 0 | 0 | 1 | 0-0 | 0-0 | 0 | 6 |
| **Rams** | **38** | **15** | **18** | **5** | **36-38** | **9-19** | **0** | **291** |
| **Opponents** | **39** | **21** | **17** | **1** | **37-39** | **12-20** | **0** | **307** |

| Rushing | No. | Yards | Avg. | Long | TD |
|---|---|---|---|---|---|
| Ron Waller | 83 | 543 | 6.5 | 46 | 1 |
| Tank Younger | 114 | 518 | 4.5 | 33 | 3 |
| Tommy Wilson | 64 | 470 | 7.3 | 46 | 0 |
| Joe Marconi | 75 | 298 | 4.0 | 23 | 7 |
| Billy Wade | 26 | 93 | 3.6 | 33 | 3 |
| Brad Myers | 6 | 33 | 5.5 | 12 | 0 |
| Rudy Bukich | 1 | 8 | 8.0 | 8 | 0 |
| Norm Van Brocklin | 4 | 1 | 0.3 | 1 | 1 |
| Bob Boyd | 1 | -7 | -7.0 | 7 | 0 |
| **Rams** | **384** | **1,978** | **5.2** | **46** | **15** |
| **Opponents** | **473** | **1,944** | **4.1** | **n/a** | **21** |

| Receiving | No. | Yards | Avg. | Long | TD |
|---|---|---|---|---|---|
| Leon Clarke | 36 | 650 | 18.1 | 60t | 4 |
| Elroy Hirsch | 35 | 603 | 17.2 | 76t | 6 |
| Bob Boyd | 30 | 586 | 19.5 | 61t | 7 |
| Tank Younger | 18 | 268 | 14.9 | 54 | 0 |
| Joe Marconi | 12 | 70 | 5.8 | 31 | 0 |
| Ron Miller | 11 | 129 | 11.7 | 21 | 0 |
| Ron Waller | 9 | 76 | 8.4 | 16 | 0 |
| Tommy Wilson | 6 | 86 | 14.3 | 34 | 0 |
| Bob Carey | 5 | 60 | 12.0 | 18 | 1 |
| Tom Fears | 5 | 49 | 9.8 | 18 | 0 |
| **Rams** | **170** | **2,419** | **14.2** | **76** | **18** |
| **Opponents** | **156** | **2,374** | **15.2** | **n/a** | **17** |

| Interceptions | No. | Yards | Avg. | Long | TD |
|---|---|---|---|---|---|
| Will Sherman | 4 | 122 | 30.5 | 95t | 1 |
| Jim Cason | 4 | 63 | 15.8 | 29 | 0 |
| Jesse Whittenton | 3 | 83 | 27.7 | 32 | 1 |
| Hugh Pitts | 3 | 22 | 7.3 | 16 | 0 |
| Don Burroughs | 2 | 9 | 4.5 | 9 | 0 |
| Sid Fournet | 1 | 29 | 29.0 | 29 | 0 |
| Rex Shiver | 1 | 0 | 0.0 | 0 | 0 |
| **Rams** | **18** | **328** | **18.2** | **95t** | **2** |
| **Opponents** | **28** | **331** | **11.8** | **65** | **0** |

| Punting | No. | Yards | Avg. | Long | Blk. |
|---|---|---|---|---|---|
| Norm Van Brocklin | 48 | 2,070 | 43.1 | 72 | 0 |
| **Rams** | **48** | **2,070** | **43.1** | **72** | **0** |
| **Opponents** | **58** | **2,435** | **42.0** | **n/a** | **n/a** |

| Punt Returns | No. | Yards | Avg. | Long | TD |
|---|---|---|---|---|---|
| Will Sherman | 12 | 100 | 8.3 | 76t | 1 |
| Ron Waller | 14 | 65 | 4.6 | 15 | 0 |
| Jesse Whittenton | 10 | 21 | 2.1 | 10 | 0 |
| Skeets Quinlan | 4 | 41 | 10.3 | n/a | 0 |
| Tommy Wilson | 2 | 0 | 0.0 | 0 | 0 |
| Brad Myers | 1 | 26 | 26.0 | 26 | 0 |
| **Rams** | **43** | **253** | **5.9** | **76t** | **1** |
| **Opponents** | **31** | **342** | **11.0** | **59** | **0** |

| Kickoff Returns | No. | Yards | Avg. | Long | TD |
|---|---|---|---|---|---|
| Tommy Wilson | 15 | 477 | 31.8 | 103t | 1 |
| Ron Waller | 11 | 276 | 25.1 | 40 | 0 |
| Jesse Whittenton | 4 | 85 | 21.3 | 27 | 0 |
| Bob Boyd | 4 | 62 | 15.5 | 23 | 0 |
| Brad Myers | 3 | 57 | 19.0 | 21 | 0 |
| Skeets Quinlan | 3 | 37 | 12.3 | n/a | 0 |
| Charlie Toogood | 1 | 13 | 13.0 | 13 | 0 |
| Les Richter | 1 | 4 | 4.0 | 4 | 0 |
| Ken Panfil | 1 | 0 | 0.0 | 0 | 0 |
| Duane Putnam | 1 | 0 | 0.0 | 0 | 0 |
| **Rams** | **44** | **1,011** | **23.0** | **103t** | **1** |
| **Opponents** | **52** | **1,068** | **20.5** | **100t** | **1** |

| Passing | Att. | Comp. | Yards | Pct. | Yards/Att. | TD | TD% | Int. | Int% | Long | Sack/Lost | Rating |
|---|---|---|---|---|---|---|---|---|---|---|---|---|
| Billy Wade | 178 | 91 | 1,461 | 51.1 | 8.21 | 10 | 5.6 | 13 | 7.3 | 76t | n/a | 67.2 |
| Norm Van Brocklin | 124 | 68 | 966 | 54.8 | 7.79 | 7 | 5.6 | 12 | 9.7 | 58t | n/a | 59.5 |
| Rudy Bukich | 23 | 10 | 130 | 43.5 | 5.65 | 1 | 4.3 | 3 | 13.0 | 34 | n/a | 36.8 |
| Ron Waller | 3 | 1 | 44 | 33.3 | 14.67 | 0 | 0.0 | 0 | 0.0 | 44 | n/a | 81.9 |
| Tommy Wilson | 1 | 0 | 0 | 0.0 | 0.00 | 0 | 0.0 | 0 | 0.0 | 0 | n/a | 39.6 |
| **Rams** | **329** | **170** | **2,419** | **51.7** | **7.35** | **18** | **5.5** | **28** | **8.5** | **76t** | **n/a/182** | **58.6** |
| **Opponents** | **290** | **156** | **2,374** | **53.8** | **8.18** | **17** | **5.9** | **18** | **6.2** | **n/a** | **n/a/212** | **74.7** |

# 1955 (8-3-1) 1st, Western Conf - Sid Gillman

| Date | W/L | Score | Opponent | Attend. |
|---|---|---|---|---|
| 9/25 | W | 23-14 | at San Francisco | (60,100) |
| 10/2 | W | 27-26 | Pittsburgh | (45,816) |
| 10/9 | W | 17-10 | at Detroit | (54,836) |
| 10/16 | L | 28-30 | at Green Bay | (26,960) |
| 10/23 | W | 24-13 | Detroit | (68,690) |
| 10/30 | L | 20-31 | Chicago Bears | (69,587) |
| 11/6 | W | 27-14 | San Francisco | (85,302) |
| 11/13 | L | 3-24 | at Chicago Bears | (50,187) |
| 11/20 | T | 17-17 | at Baltimore | (41,186) |
| 11/27 | W | 23-21 | at Philadelphia | (31,648) |
| 12/4 | W | 20-14 | Baltimore | (37,024) |
| 12/11 | W | 31-17 | Green Bay | (90,535) |
| **12/26** | **L** | **14-38** | **Cleveland*** | **(85,693)** |
| Total Attendance | | | | (747,564) |

*** NFL Championship**

| | Rams | OPP |
|---|---|---|
| **First Downs** | **233** | **245** |
| Rushing | 118 | 95 |
| Passing | 103 | 122 |
| Penalty | 12 | 28 |
| **Total Net Yards** | **4,004** | **3,933** |
| Avg./Game | 333.7 | 327.8 |
| Total Plays | 887 | 847 |
| Avg./Play | 4.3 | 4.6 |
| **Net Yards Rushing** | **1,943** | **1,624** |
| Avg./Game | 161.9 | 135.3 |
| Total Rushes | 451 | 423 |
| **Net Yards Passing** | **2,061** | **2,309** |
| Avg./Game | 171.8 | 192.4 |
| Sacked-Yds. Lost | n/a-145 | n/a-209 |
| Gross Yards | 2,206 | 2,518 |
| Att-Comp-Int | 344-175-18 | 351-193-31 |
| Comp. % | 50.9 | 55.0 |
| **Punts/Avg.** | **60-44.6** | **56-42.4** |
| **Penalties/Yards** | **64-612** | **50-430** |
| **Fumbles/ Ball Lost** | **23-10** | **20-15** |
| **Touchdowns** | **31** | **29** |
| Rushing | 17 | 10 |
| Passing | 9 | 18 |
| Returns | 5 | 1 |

| Scoring | TD | Ru | Pa | Rt | PAT | FG | S | Pts. |
|---|---|---|---|---|---|---|---|---|
| Les Richter | 0 | 0 | 0 | 0 | 30-31 | 13-24 | 0 | 69 |
| Ron Waller | 8 | 7 | 1 | 0 | 0-0 | 0-0 | 0 | 48 |
| Tank Younger | 5 | 5 | 0 | 0 | 0-0 | 0-0 | 0 | 30 |
| Bob Boyd | 3 | 0 | 3 | 0 | 0-0 | 0-0 | 0 | 18 |
| Dan Towler | 3 | 3 | 0 | 0 | 0-0 | 0-0 | 0 | 18 |
| Elroy Hirsch | 2 | 0 | 2 | 0 | 0-0 | 0-0 | 0 | 12 |
| Tom Fears | 2 | 0 | 2 | 0 | 0-0 | 0-3 | 0 | 12 |
| Andy Robustelli | 2 | 0 | 0 | 2 | 0-0 | 0-0 | 0 | 12 |
| Corky Taylor | 2 | 0 | 1 | 1 | 0-0 | 0-0 | 0 | 12 |
| Skeets Quinlan | 1 | 0 | 0 | 1 | 0-0 | 0-0 | 0 | 6 |
| Larry Morris | 1 | 1 | 0 | 0 | 0-0 | 0-0 | 0 | 6 |
| Tom McCormick | 1 | 1 | 0 | 0 | 0-0 | 0-0 | 0 | 6 |
| Jim Cason | 1 | 0 | 0 | 1 | 0-0 | 0-0 | 0 | 6 |
| Bud McFadin | 0 | 0 | 0 | 0 | 0-0 | 1-5 | 0 | 3 |
| Bob Griffin | 0 | 0 | 0 | 0 | 0-0 | 0-0 | 1 | 2 |
| **Rams** | **31** | **17** | **9** | **5** | **30-31** | **14-32** | **1** | **258** |
| **Opponents** | **29** | **10** | **18** | **1** | **27-n/a** | **10-n/a** | **0** | **231** |

| Rushing | No. | Yards | Avg. | Long | TD |
|---|---|---|---|---|---|
| Ron Waller | 151 | 716 | 4.7 | 55 | 7 |
| Tank Younger | 138 | 644 | 4.7 | 54 | 5 |
| Larry Morris | 40 | 148 | 3.7 | 22 | 1 |
| Dan Towler | 43 | 137 | 3.2 | 14 | 3 |
| Corky Taylor | 26 | 95 | 3.7 | 13 | 0 |
| Skeets Quinlan | 15 | 70 | 4.7 | 12 | 0 |
| Tom McCormick | 16 | 66 | 4.1 | 14 | 1 |
| Billy Wade | 11 | 43 | 3.9 | 14 | 0 |
| Norm Van Brocklin | 11 | 24 | 2.2 | 9 | 0 |
| **Rams** | **451** | **1,943** | **4.3** | **55** | **17** |
| **Opponents** | **423** | **1,624** | **3.8** | **n/a** | **10** |

| Receiving | No. | Yards | Avg. | Long | TD |
|---|---|---|---|---|---|
| Tom Fears | 44 | 569 | 12.9 | 31 | 2 |
| Elroy Hirsch | 25 | 460 | 18.4 | 72t | 2 |
| Ron Waller | 24 | 228 | 9.5 | 30 | 1 |
| Bob Boyd | 22 | 383 | 17.4 | 74t | 3 |
| Skeets Quinlan | 19 | 245 | 12.9 | 46 | 0 |
| Woodley Lewis | 19 | 199 | 10.5 | 19 | 0 |
| Corky Taylor | 7 | 47 | 6.7 | 17 | 1 |
| Tank Younger | 6 | 51 | 8.5 | 13 | 0 |
| Dan Towler | 6 | 25 | 4.2 | 11 | 0 |
| Tom McCormick | 3 | -1 | 0.3 | 4 | 0 |
| **Rams** | **175** | **2,206** | **11.8** | **74t** | **9** |
| **Opponents** | **193** | **2,518** | **13.0** | **n/a** | **9** |

| Interceptions | No. | Yards | Avg. | Long | TD |
|---|---|---|---|---|---|
| Will Sherman | 11 | 101 | 9.2 | 36 | 0 |
| Don Burroughs | 9 | 103 | 11.4 | 34 | 0 |
| Jim Cason | 5 | 41 | 8.2 | 25t | 1 |
| Corky Taylor | 2 | 55 | 27.5 | 55t | 1 |
| Les Richter | 2 | 23 | 11.5 | 20 | 0 |
| Bob Griffin | 1 | 20 | 20.0 | 20 | 0 |
| Andy Robustelli | 1 | 10 | 10.0 | 10t | 1 |
| **Rams** | **31** | **353** | **11.4** | **55t** | **3** |
| **Opponents** | **18** | **338** | **18.8** | **63** | **0** |

| Punting | No. | Yards | Avg. | Long | Blk. |
|---|---|---|---|---|---|
| Norm Van Brocklin | 60 | 2,676 | 44.6 | 61 | 0 |
| **Rams** | **60** | **2,676** | **44.6** | **61** | **0** |
| **Opponents** | **56** | **2,373** | **42.4** | **n/a** | **n/a** |

| Punt Returns | No. | Yards | Avg. | Long | TD |
|---|---|---|---|---|---|
| Woodley Lewis | 29 | 105 | 3.6 | 22 | 0 |
| Ron Waller | 14 | 60 | 4.3 | 21 | 0 |
| Skeets Quinlan | 1 | 55 | 55.0 | 55t | 1 |
| Jack Ellena | 0 | 9 | 9.0 | 9 | 0 |
| **Rams** | **44** | **229** | **5.2** | **55t** | **1** |
| **Opponents** | **41** | **264** | **6.4** | **40** | **0** |

| Kickoff Returns | No. | Yards | Avg. | Long | TD |
|---|---|---|---|---|---|
| Woodley Lewis | 20 | 450 | 22.5 | 32 | 0 |
| Ron Waller | 17 | 461 | 27.1 | 39 | 0 |
| Tom McCormick | 2 | 42 | 21.0 | 23 | 0 |
| Gene Lipscomb | 2 | 32 | 16.0 | 17 | 0 |
| Art Hauser | 2 | 17 | 8.5 | 17 | 0 |
| Charlie Toogood | 1 | 11 | 11.0 | 11 | 0 |
| **Rams** | **44** | **1,013** | **23.0** | **39** | **0** |
| **Opponents** | **35** | **690** | **19.7** | **42** | **0** |

| Passing | Att. | Comp. | Yards | Pct. | Yards/Att. | TD | TD% | Int. | Int% | Long | Sack/Lost | Rating |
|---|---|---|---|---|---|---|---|---|---|---|---|---|
| Norm Van Brocklin | 272 | 144 | 1,890 | 52.9 | 6.95 | 8 | 3.1 | 15 | 5.7 | 74t | n/a | 64.3 |
| Billy Wade | 71 | 31 | 316 | 43.7 | 4.45 | 1 | 1.4 | 3 | 4.2 | 20 | n/a | 44.1 |
| Ron Waller | 1 | 0 | 0 | 0.0 | 0.00 | 0 | 0.0 | 0 | 0.0 | 25 | n/a | 39.6 |
| **Rams** | **344** | **175** | **2,206** | **50.9** | **5.99** | **9** | **2.6** | **18** | **5.2** | **74t** | **n/a/145** | **58.1** |
| **Opponents** | **351** | **193** | **2,518** | **55.0** | **7.17** | **18** | **2.6** | **31** | **8.8** | **n/a** | **n/a/209** | **49.5** |

# 1954 (6-5-1) 4th, Western Conf - H. Pool

| Date | W/L | Score | Opponent | Attend. |
|---|---|---|---|---|
| 9/26 | W | 48-0 | at Baltimore | (36,215) |
| 10/3 | T | 24-24 | San Francisco | (93,621) |
| 10/10 | L | 3-21 | at Detroit | (55,008) |
| 10/17 | L | 17-35 | at Green Bay | (17,465) |
| 10/24 | W | 42-38 | Chicago Bears | (48,204) |
| 10/31 | L | 24-27 | Detroit | (74,315) |
| 11/7 | W | 42-34 | at San Francisco | (58,958) |
| 11/14 | W | 28-17 | Chicago Cardinals | (40,786) |
| 11/21 | W | 17-16 | at New York Giants | (27,077) |
| 11/28 | L | 13-24 | at Chicago Bears | (32,338) |
| 12/4 | L | 21-22 | Baltimore | (30,821) |
| 12/12 | W | 35-27 | Green Bay | (38,839) |
| Total Attendance | | | | (553,647) |

| | Rams | OPP |
|---|---|---|
| **First Downs** | **255** | **240** |
| Rushing | 115 | 92 |
| Passing | 125 | 129 |
| Penalty | 15 | 19 |
| **Total Net Yards** | **5,187** | **4,182** |
| Avg./Game | 432.3 | 348.5 |
| Total Plays | 813 | 845 |
| Avg./Play | 6.4 | 4.9 |
| **Net Yards Rushing** | **2,140** | **1,615** |
| Avg./Game | 178.3 | 134.6 |
| Total Rushes | 432 | 368 |
| **Net Yards Passing** | **3,047** | **2,567** |
| Avg./Game | 253.9 | 213.9 |
| Sacked-Yds. Lost | n/a-133 | n/a-130 |
| Gross Yards | 3,180 | 2,697 |
| Att-Comp-Int | 321-171-23 | 393-219-23 |
| Comp. % | 53.3 | 55.7 |
| **Punts/Avg.** | **44-42.6** | **58-43.0** |
| **Penalties/Yards** | **77-757** | **63-605** |
| **Fumbles/ Ball Lost** | **27-18** | **18-6** |
| **Touchdowns** | **41** | **34** |
| Rushing | 24 | 14 |
| Passing | 15 | 16 |
| Returns | 2 | 4 |

| Scoring | TD | Ru | Pa | Rt | PAT | FG | S | Pts. |
|---|---|---|---|---|---|---|---|---|
| Dan Towler | 11 | 11 | 0 | 0 | 0-0 | 0-0 | 0 | 66 |
| Les Richter | 0 | 0 | 0 | 0 | 38-38 | 8-15 | 0 | 62 |
| Tank Younger | 8 | 8 | 0 | 0 | 0-0 | 0-0 | 0 | 48 |
| Bob Boyd | 6 | 0 | 6 | 0 | 0-0 | 0-0 | 0 | 36 |
| Skeets Quinlan | 6 | 4 | 2 | 0 | 0-0 | 0-0 | 0 | 36 |
| Tom Fears | 3 | 0 | 3 | 0 | 1-1 | 0-0 | 0 | 19 |
| Elroy Hirsch | 3 | 0 | 3 | 0 | 0-0 | 0-0 | 0 | 18 |
| Jack Dwyer | 1 | 0 | 0 | 1 | 0-0 | 0-0 | 0 | 6 |
| Woodley Lewis | 1 | 0 | 0 | 1 | 0-0 | 0-0 | 0 | 6 |
| Andy Robustelli | 1 | 0 | 1 | 0 | 0-0 | 0-0 | 0 | 6 |
| Billy Wade | 1 | 1 | 0 | 0 | 0-0 | 0-0 | 0 | 6 |
| Bob Carey | 0 | 0 | 0 | 0 | 2-2 | 1-1 | 0 | 5 |
| **Rams** | **41** | **24** | **15** | **2** | **41-41** | **9-16** | **0** | **314** |
| **Opponents** | **34** | **14** | **16** | **4** | **33-34** | **16-26** | **0** | **285** |

| Rushing | No. | Yards | Avg. | Long | TD |
|---|---|---|---|---|---|
| Tank Younger | 91 | 610 | 6.7 | 75t | 8 |
| Dan Towler | 149 | 599 | 4.0 | 24 | 11 |
| Skeets Quinlan | 82 | 490 | 6.0 | 35 | 4 |
| Billy Wade | 28 | 190 | 6.8 | 35 | 1 |
| Tom McCormick | 48 | 173 | 3.6 | 16 | 0 |
| Woodley Lewis | 26 | 72 | 2.8 | 18 | 0 |
| Tom Fears | 1 | 10 | 10.0 | 10 | 0 |
| Elroy Hirsch | 1 | 6 | 6.0 | 6 | 0 |
| Norm Van Brocklin | 6 | -10 | -1.7 | 5 | 0 |
| **Rams** | **432** | **2,140** | **5.0** | **75t** | **24** |
| **Opponents** | **368** | **1,615** | **4.4** | **n/a** | **14** |

| Receiving | No. | Yards | Avg. | Long | TD |
|---|---|---|---|---|---|
| Bob Boyd | 53 | 1,212 | 22.9 | 80t | 6 |
| Tom Fears | 36 | 546 | 15.2 | 43 | 3 |
| Elroy Hirsch | 35 | 720 | 20.6 | 66 | 3 |
| Skeets Quinlan | 18 | 324 | 18.0 | 80t | 2 |
| Dan Towler | 10 | 127 | 12.7 | 36 | 0 |
| Tank Younger | 8 | 76 | 9.5 | 21 | 0 |
| Bob Carey | 5 | 49 | 9.8 | 13 | 0 |
| Tom McCormick | 3 | 58 | 19.3 | 31 | 0 |
| Woodley Lewis | 2 | 19 | 9.5 | 12 | 0 |
| Andy Robustelli | 1 | 49 | 49.0 | 49t | 1 |
| **Rams** | **171** | **3,180** | **17.8** | **80t** | **15** |
| **Opponents** | **219** | **2,697** | **11.7** | **n/a** | **16** |

| Interceptions | No. | Yards | Avg. | Long | TD |
|---|---|---|---|---|---|
| Will Sherman | 6 | 70 | 11.7 | 28 | 0 |
| Don Doll | 5 | 51 | 10.2 | 26 | 0 |
| Jack Dwyer | 4 | 90 | 22.5 | 76t | 1 |
| Ed Hughes | 2 | 24 | 12.0 | 24 | 0 |
| Les Richter | 1 | 24 | 24.0 | 24 | 0 |
| Elroy Hirsch | 1 | 12 | 12.0 | 12 | 0 |
| Charlie Toogood | 1 | 3 | 3.0 | 3 | 0 |
| Hall Haynes | 1 | 0 | 0.0 | 0 | 0 |
| Paul Miller | 1 | 0 | 0.0 | 0 | 0 |
| Stan West | 1 | 0 | 0.0 | 0 | 0 |
| **Rams** | **23** | **274** | **11.9** | **76** | **1** |
| **Opponents** | **23** | **293** | **12.7** | **34t** | **1** |

| Punting | No. | Yards | Avg. | Long | Blk. |
|---|---|---|---|---|---|
| Norm Van Brocklin | 44 | 1,874 | 42.6 | 61 | 0 |
| **Rams** | **44** | **1,874** | **42.6** | **61** | **0** |
| **Opponents** | **58** | **2,492** | **43.0** | **n/a** | **n/a** |

| Punt Returns | No. | Yards | Avg. | Long | TD |
|---|---|---|---|---|---|
| Woodley Lewis | 22 | 82 | 3.7 | 16 | 0 |
| Tom McCormick | 7 | 8 | 1.1 | 5 | 0 |
| Will Sherman | 6 | 89 | 14.8 | 50 | 0 |
| Jack Dwyer | 6 | 18 | 3.0 | 7 | 0 |
| Skeets Quinlan | 1 | 4 | 4.0 | 4 | 0 |
| Don Doll | 1 | 0 | 0.0 | 0 | 0 |
| Ed Hughes | 1 | 0 | 0.0 | 0 | 0 |
| **Rams** | **44** | **201** | **4.6** | **50** | **0** |
| **Opponents** | **32** | **373** | **11.7** | **50** | **0** |

| Kickoff Returns | No. | Yards | Avg. | Long | TD |
|---|---|---|---|---|---|
| Woodley Lewis | 34 | 836 | 24.6 | 88t | 1 |
| Will Sherman | 6 | 130 | 21.7 | 38 | 0 |
| Skeets Quinlan | 4 | 69 | 17.3 | 23 | 0 |
| Jack Dwyer | 3 | 65 | 21.7 | 33 | 0 |
| Tom McCormick | 3 | 49 | 16.3 | 22 | 0 |
| Tom Dahms | 2 | 23 | 11.5 | 15 | 0 |
| Duane Putnam | 1 | 13 | 13.0 | 13 | 0 |
| Charlie Toogood | 1 | 11 | 11.0 | 11 | 0 |
| Gene Lipscomb | 1 | 6 | 6.0 | 6 | 0 |
| Andy Robustelli | 1 | 0 | 0.0 | 0 | 0 |
| **Rams** | **56** | **1202** | **21.5** | **88t** | **1** |
| **Opponents** | **46** | **1058** | **23.0** | **42** | **0** |

| Passing | Att. | Comp. | Yards | Pct. | Yards/Att. | TD | TD% | Int. | Int% | Long | Sack/Lost | Rating |
|---|---|---|---|---|---|---|---|---|---|---|---|---|
| Norm Van Brocklin | 260 | 139 | 2,637 | 53.5 | 10.14 | 13 | 5.0 | 21 | 8.1 | 80t | n/a | 71.9 |
| Billy Wade | 59 | 31 | 509 | 52.5 | 8.63 | 2 | 3.4 | 1 | 1.7 | 48 | n/a | 86.1 |
| Skeets Quinlan | 2 | 1 | 34 | 50.0 | 17.00 | 0 | 0.0 | 1 | 50.0 | 34 | n/a | 56.3 |
| **Rams** | **321** | **171** | **3,180** | **53.3** | **9.49** | **15** | **4.7** | **23** | **7.2** | **80t** | **n/a/133** | **73.5** |
| **Opponents** | **393** | **219** | **2,697** | **55.7** | **6.86** | **16** | **4.1** | **23** | **5.9** | **n/a** | **n/a/130** | **66.3** |

# 1953 (8-3-1) 3rd, Western Conf - H. Pool

| Date | W/L | Score | Opponent | Attend. |
|---|---|---|---|---|
| 9/27 | W | 21-7 | New York | (49,579) |
| 10/4 | L | 30-31 | at San Francisco | (43,922) |
| 10/11 | W | 38-20 | at Green Bay | (23,353) |
| 10/18 | W | 31-19 | at Detroit | (55,772) |
| 10/25 | W | 38-24 | Chicago Bears | (49,546) |
| 11/1 | W | 37-34 | Detroit | (93,751) |
| 11/8 | L | 27-31 | San Francisco | (85,865) |
| 11/15 | T | 24-24 | at Chicago Cardinals | (26,674) |
| 11/22 | W | 21-13 | at Baltimore | (27,268) |
| 11/29 | L | 21-24 | at Chicago Bears | (31,626) |
| 12/5 | W | 45-2 | Baltimore | (26,656) |
| 12/12 | W | 33-17 | Green Bay | (23,069) |
| Total Attendance | | | | (537,081) |

| | Rams | OPP |
|---|---|---|
| **First Downs** | **214** | **194** |
| Rushing | 105 | 91 |
| Passing | 104 | 92 |
| Penalty | 5 | 11 |
| **Total Net Yards** | **4,713** | **3,452** |
| Avg./Game | 392.8 | 287.7 |
| Total Plays | 835 | 839 |
| Avg./Play | 5.6 | 4.1 |
| **Net Yards Rushing** | **2,148** | **1,570** |
| Avg./Game | 179.0 | 130.8 |
| Total Rushes | 426 | 375 |
| **Net Yards Passing** | **2,565** | **1,882** |
| Avg./Game | 213.8 | 156.8 |
| Sacked-Yds. Lost | n/a-107 | n/a-299 |
| Gross Yards | 2,672 | 2,281 |
| Att-Comp-Int | 324-173-18 | 366-161-30 |
| Comp. % | 53.4 | 44.0 |
| **Punts/Avg.** | **60-42.2** | **75-40.5** |
| **Penalties/Yards** | **73-597** | **51-465** |
| **Fumbles/ Ball Lost** | **32-22** | **22-13** |
| **Touchdowns** | **48** | **29** |
| Rushing | 23 | 10 |
| Passing | 19 | 15 |
| Returns | 6 | 4 |

| Scoring | TD | Ru | Pa | Rt | PAT | FG | S | Pts. |
|---|---|---|---|---|---|---|---|---|
| Ben Agajanian | 0 | 0 | 0 | 0 | 36-37 | 10-24 | 0 | 66 |
| Tank Younger | 9 | 8 | 1 | 0 | 0-0 | 0-0 | 0 | 54 |
| Dan Towler | 8 | 7 | 1 | 0 | 0-0 | 0-0 | 0 | 48 |
| Skeets Quinlan | 6 | 4 | 2 | 0 | 0-0 | 0-0 | 0 | 36 |
| Tom Fears | 4 | 0 | 4 | 0 | 5-6 | 1-1 | 0 | 32 |
| Elroy Hirsch | 4 | 0 | 4 | 0 | 4-5 | 0-0 | 0 | 28 |
| Bob Boyd | 4 | 0 | 4 | 0 | 0-0 | 0-0 | 0 | 24 |
| Brad Myers | 3 | 3 | 0 | 0 | 0-0 | 0-0 | 0 | 18 |
| Vitamin Smith | 3 | 0 | 3 | 0 | 0-0 | 0-0 | 0 | 18 |
| Night Train Lane | 2 | 0 | 0 | 2 | 0-0 | 0-0 | 0 | 12 |
| Woodley Lewis | 2 | 0 | 0 | 2 | 0-0 | 0-0 | 0 | 12 |
| Rudy Bukich | 1 | 1 | 0 | 0 | 0-0 | 0-0 | 0 | 6 |
| Jack Dwyer | 1 | 0 | 0 | 1 | 0-0 | 0-0 | 0 | 6 |
| Herb Rich | 1 | 0 | 0 | 1 | 0-0 | 0-0 | 0 | 6 |
| **Rams** | **48** | **23** | **19** | **6** | **45-48** | **11-25** | **0** | **366** |
| **Opponents** | **29** | **10** | **15** | **4** | **27-28** | **11-23** | **1** | **236** |

| Rushing | No. | Yards | Avg. | Long | TD |
|---|---|---|---|---|---|
| Dan Towler | 152 | 879 | 5.8 | 73 | 7 |
| Skeets Quinlan | 97 | 705 | 7.3 | 74 | 4 |
| Tank Younger | 84 | 350 | 4.2 | 39 | 8 |
| Brad Myers | 40 | 124 | 3.1 | 31 | 3 |
| Tom McCormick | 20 | 29 | 1.5 | 8 | 0 |
| Rudy Bukich | 14 | 28 | 2.0 | 17 | 1 |
| Vitamin Smith | 8 | 26 | 3.3 | 21 | 0 |
| Norm Van Brocklin | 8 | 11 | 1.4 | 6 | 0 |
| Woodley Lewis | 2 | 2 | 1.0 | 5 | 0 |
| Elroy Hirsch | 1 | -6 | -6.0 | -6 | 0 |
| **Rams** | **426** | **2,148** | **5.0** | **74** | **23** |
| **Opponents** | **375** | **1,570** | **4.2** | **n/a** | **10** |

| Receiving | No. | Yards | Avg. | Long | TD |
|---|---|---|---|---|---|
| Elroy Hirsch | 61 | 941 | 15.4 | 70 | 4 |
| Bob Boyd | 24 | 548 | 22.8 | 70 | 4 |
| Tom Fears | 23 | 278 | 12.1 | 31 | 4 |
| Tank Younger | 20 | 259 | 13.0 | 48 | 1 |
| Skeets Quinlan | 17 | 260 | 15.3 | 59 | 2 |
| Dan Towler | 11 | 125 | 11.4 | 49 | 1 |
| Vitamin Smith | 6 | 151 | 25.2 | 54 | 3 |
| Tom McCormick | 5 | 72 | 14.4 | 20 | 0 |
| Brad Myers | 4 | 13 | 3.3 | 9 | 0 |
| Norb Hecker | 2 | 25 | 12.5 | 16 | 0 |
| **Rams** | **173** | **2,672** | **15.4** | **70** | **19** |
| **Opponents** | **161** | **2,281** | **14.3** | **n/a** | **15** |

| Interceptions | No. | Yards | Avg. | Long | TD |
|---|---|---|---|---|---|
| Norb Hecker | 7 | 91 | 13.0 | 24 | 0 |
| Woodley Lewis | 7 | 87 | 12.4 | 45 | 1 |
| Herb Rich | 3 | 95 | 31.7 | 53 | 1 |
| Don Paul | 3 | 50 | 16.7 | 32 | 0 |
| Night Train Lane | 3 | 9 | 3.0 | 8 | 0 |
| Jack Dwyer | 2 | 31 | 15.5 | 31 | 1 |
| Bob Boyd | 1 | 35 | 35.0 | 35 | 0 |
| Stan West | 1 | 10 | 10.0 | 10 | 0 |
| Harland Svare | 1 | 9 | 9.0 | 9 | 0 |
| Charlie Toogod | 1 | 0 | 0.0 | 0 | 0 |
| Bud McFadin | 1 | 0 | 0.0 | 0 | 0 |
| **Rams** | **30** | **417** | **13.9** | **53** | **3** |
| **Opponents** | **18** | **373** | **20.7** | **92t** | **2** |

| Punting | No. | Yards | Avg. | Long | Blk. |
|---|---|---|---|---|---|
| Norm Van Brocklin | 60 | 2,529 | 42.2 | 57 | 0 |
| **Rams** | **60** | **2,529** | **42.2** | **57** | **0** |
| **Opponents** | **75** | **3,036** | **40.5** | **n/a** | **n/a** |

| Punt Returns | No. | Yards | Avg. | Long | TD |
|---|---|---|---|---|---|
| Woodley Lewis | 35 | 267 | 7.6 | 78 | 1 |
| Vitamin Smith | 12 | 30 | 2.5 | 21 | 0 |
| Bob Boyd | 5 | 26 | 5.2 | 13 | 0 |
| Tom McCormick | 2 | 2 | 1.0 | 2 | 0 |
| Brad Myers | 1 | 1 | 1.0 | 1 | 0 |
| **Rams** | **55** | **326** | **5.9** | **78** | **1** |
| **Opponents** | **45** | **356** | **7.9** | **52** | **0** |

| Kickoff Returns | No. | Yards | Avg. | Long | TD |
|---|---|---|---|---|---|
| Woodley Lewis | 32 | 830 | 25.9 | 69 | 0 |
| Tom McCormick | 5 | 134 | 26.8 | 44 | 0 |
| Bob Boyd | 3 | 42 | 14.0 | 21 | 0 |
| Vitamin Smith | 2 | 44 | 22.0 | 26 | 0 |
| Skeets Quinlan | 2 | 38 | 19.0 | 22 | 0 |
| Tank Younger | 1 | 24 | 24.0 | 24 | 0 |
| Charlie Toogood | 1 | 19 | 19.0 | 19 | 0 |
| Leon McFadin | 1 | 5 | 5.0 | 5 | 0 |
| Harry Thompson | 1 | 0 | 0.0 | 0 | 0 |
| **Rams** | **48** | **1,136** | **23.7** | **69** | **0** |
| **Opponents** | **59** | **1,600** | **27.1** | **85** | **0** |

| Passing | Att. | Comp. | Yards | Pct. | Yards/Att. | TD | TD% | Int. | Int% | Long | Sack/Lost | Rating |
|---|---|---|---|---|---|---|---|---|---|---|---|---|
| Norm Van Brocklin | 286 | 156 | 2,393 | 54.5 | 8.37 | 19 | 6.6 | 14 | 4.9 | 70 | n/a | 84.1 |
| Rudy Bukich | 32 | 14 | 169 | 43.8 | 5.28 | 0 | 0.0 | 3 | 9.4 | 30 | n/a | 21.0 |
| Skeets Quinlan | 4 | 2 | 60 | 50.0 | 15.00 | 0 | 0.0 | 1 | 25.0 | 40 | n/a | 56.3 |
| Vitamin Smith | 2 | 1 | 50 | 50.0 | 25.00 | 0 | 0.0 | 0 | 0.0 | 50 | n/a | 95.8 |
| **Rams** | **324** | **173** | **2,672** | **53.4** | **7.92** | **19** | **5.9** | **18** | **5.6** | **70** | **n/a/107** | **77.3** |
| **Opponents** | **366** | **161** | **2,281** | **44.0** | **6.23** | **15** | **4.1** | **30** | **8.2** | **n/a** | **n/a/399** | **44.2** |

# 1952 (9-3) 2nd, Western - J. Stydahar (1) H. Pool (11)

| Date | W/L | Score | Opponent | Attend. |
|---|---|---|---|---|
| 9/28 | L | 7-37 | at Cleveland | (57,832) |
| 10/3 | L | 14-17 | Detroit | (42,743) |
| 10/12 | W | 30-28 | at Green Bay | (21,693) |
| 10/19 | L | 16-24 | at Detroit | (40,152) |
| 10/26 | W | 31-7 | Chicago Bears | (43,574) |
| 11/2 | W | 42-20 | Dallas | (30,702) |
| 11/9 | W | 27-6 | at Dallas | (10,000) |
| 11/16 | W | 40-24 | at Chicago Bears | (40,737) |
| 11/23 | W | 35-9 | San Francisco | (77,698) |
| 11/30 | W | 34-21 | at San Francisco | (48,731) |
| 12/7 | W | 45-27 | Green Bay | (49,822) |
| 12/14 | W | 28-14 | Pittsburgh | (74,130) |
| **12/21** | **L** | **21-31** | **at Detroit*** | **(47,645)** |
| Total Attendance | | | | (585,459) |

*** Conference Playoff**

| | Rams | OPP |
|---|---|---|
| **First Downs** | **205** | **212** |
| Rushing | 92 | 93 |
| Passing | 102 | 97 |
| Penalty | 11 | 22 |
| **Total Net Yards** | **4,249** | **3,865** |
| Avg./Game | 354.0 | 322.1 |
| Total Plays | 870 | 924 |
| Avg./Play | 4.9 | 4.2 |
| **Net Yards Rushing** | **1,811** | **1,613** |
| Avg./Game | 150.9 | 134.4 |
| Total Rushes | 411 | 441 |
| **Net Yards Passing** | **2,438** | **2,252** |
| Avg./Game | 203.1 | 187.7 |
| Sacked-Yds. Lost | n/a-146 | n/a-369 |
| Gross Yards | 2,584 | 2,621 |
| Att-Comp-Int | 329-167-31 | 360-161-38 |
| Comp. % | 50.8 | 44.7 |
| **Punts/Avg.** | **59-42.8** | **66-42.8** |
| **Penalties/Yards** | **100-891** | **77-746** |
| **Fumbles/ Ball Lost** | **32-17** | **26-18** |
| **Touchdowns** | **45** | **31** |
| Rushing | 18 | 10 |
| Passing | 17 | 18 |
| Returns | 10 | 3 |

| Scoring | TD | Ru | Pa | Rt | PAT | FG | S | Pts. |
|---|---|---|---|---|---|---|---|---|
| Bob Waterfield | 1 | 1 | 0 | 0 | 44-45 | 11-18 | 0 | 83 |
| Dan Towler | 10 | 10 | 0 | 0 | 0-0 | 0-0 | 0 | 60 |
| Vitamin Smith | 6 | 3 | 3 | 0 | 0-0 | 0-0 | 0 | 36 |
| Tom Fears | 6 | 0 | 6 | 0 | 0-0 | 0-0 | 0 | 36 |
| Elroy Hirsch | 4 | 0 | 4 | 0 | 0-0 | 0-0 | 0 | 24 |
| Skeets Quinlan | 3 | 1 | 2 | 0 | 0-0 | 0-0 | 0 | 18 |
| Bob Carey | 2 | 0 | 1 | 1 | 0-0 | 0-0 | 0 | 12 |
| Woodley Lewis | 2 | 0 | 0 | 2 | 0-0 | 0-0 | 0 | 12 |
| Jack Dwyer | 2 | 0 | 0 | 2 | 0-0 | 0-0 | 0 | 12 |
| Andy Robustelli | 2 | 0 | 0 | 2 | 0-0 | 0-0 | 0 | 12 |
| Night Train Lane | 2 | 0 | 0 | 2 | 0-0 | 0-0 | 0 | 12 |
| Tank Younger | 1 | 1 | 0 | 0 | 0-0 | 0-0 | 0 | 6 |
| Jack Myers | 1 | 1 | 0 | 0 | 0-0 | 0-0 | 0 | 6 |
| Ken Casner | 1 | 0 | 0 | 1 | 0-0 | 0-0 | 0 | 6 |
| Herb Rich | 1 | 0 | 0 | 1 | 0-0 | 0-0 | 0 | 6 |
| Paul Barry | 1 | 0 | 1 | 0 | 0-0 | 0-1 | 0 | 6 |
| **Rams** | **45** | **18** | **17** | **10** | **44-45** | **11-19** | **0** | **349** |
| **Opponents** | **31** | **10** | **18** | **3** | **28-29** | **6-16** | **0** | **234** |

| Rushing | No. | Yards. | Avg. | Long | TD |
|---|---|---|---|---|---|
| Dan Towler | 156 | 894 | 5.7 | 44 | 10 |
| Tank Younger | 63 | 331 | 5.3 | 38 | 1 |
| Skeets Quinlan | 52 | 224 | 4.3 | 36 | 1 |
| Vitamin Smith | 57 | 133 | 2.3 | 20 | 3 |
| Woodley Lewis | 19 | 114 | 6.0 | 51 | 0 |
| Jack Myers | 27 | 82 | 3.0 | 14 | 1 |
| Jerry Williams | 11 | 65 | 5.9 | 26 | 0 |
| Tom Fears | 1 | 0 | 0.0 | 0 | 0 |
| Paul Barry | 2 | -1 | -0.5 | 4 | 0 |
| Norm Van Brocklin | 7 | -10 | -1.4 | 9 | 0 |
| Bob Waterfield | 9 | -14 | -1.6 | 19 | 1 |
| Don Klosterman | 1 | -9 | -9.0 | -9 | 1 |
| **Rams** | **411** | **1,811** | **4.4** | **51** | **17** |
| **Opponents** | **441** | **1,613** | **3.7** | **n/a** | **10** |

| Receiving | No. | Yards | Avg. | Long | TD |
|---|---|---|---|---|---|
| Tom Fears | 48 | 600 | 12.5 | 36 | 6 |
| Bob Carey | 36 | 539 | 15.0 | 61 | 1 |
| Elroy Hirsch | 25 | 590 | 23.6 | 84 | 4 |
| Vitamin Smith | 16 | 254 | 15.9 | 56 | 3 |
| Skeets Quinlan | 14 | 265 | 18.9 | 80 | 2 |
| Tank Younger | 12 | 73 | 6.1 | 12 | 0 |
| Dan Towler | 11 | 68 | 6.2 | 13 | 0 |
| Paul Barry | 2 | 43 | 21.5 | 25 | 1 |
| Jack Myers | 2 | 1 | 0.5 | 3 | 0 |
| Bob Waterfield | 1 | 5 | 5.0 | 5 | 0 |
| **Rams** | **167** | **2,438** | **14.6** | **84** | **17** |
| **Opponents** | **161** | **2,621** | **16.3** | **n/a** | **18** |

| Interceptions | No. | Yards | Avg. | Long | TD |
|---|---|---|---|---|---|
| Night Train Lane | 14 | 298 | 21.3 | 80 | 2 |
| Herb Rich | 8 | 201 | 25.1 | 97 | 1 |
| Jack Dwyer | 4 | 48 | 12.0 | 23 | 0 |
| Jerry Williams | 4 | 41 | 10.3 | 22 | 0 |
| Don Paul | 2 | 40 | 20.0 | 30 | 0 |
| Tank Younger | 2 | 0 | 0.0 | 0 | 0 |
| Robert Hecker | 1 | 50 | 50.0 | 50 | 0 |
| Woodley Lewis | 1 | 20 | 20.0 | 20 | 0 |
| Andy Robustelli | 1 | 14 | 14.0 | 14 | 1 |
| Larry Brink | 1 | 0 | 0.0 | 0 | 0 |
| **Rams** | **38** | **712** | **18.7** | **97** | **4** |
| **Opponents** | **31** | **518** | **16.7** | **66t** | **3** |

| Punting | No. | Yards | Avg. | Long | Blk. |
|---|---|---|---|---|---|
| Norm Van Brocklin | 29 | 1,251 | 43.1 | 66 | 0 |
| Bob Waterfield | 30 | 1,275 | 42.5 | 59 | 0 |
| **Rams** | **59** | **2,526** | **42.8** | **66** | **0** |
| **Opponents** | **66** | **2,827** | **42.8** | **n/a** | **n/a** |

| Punt Returns | No. | Yards | Avg. | Long | TD |
|---|---|---|---|---|---|
| Woodley Lewis | 19 | 351 | 18.5 | 82 | 2 |
| Skeets Quinlan | 14 | 167 | 11.9 | 38 | 0 |
| Jerry Williams | 1 | 9 | 9.0 | 9 | 0 |
| Dan Towler | 1 | 0 | 0.0 | 0 | 0 |
| Herb Rich | 1 | 0 | 0.0 | 0 | 0 |
| Vitamin Smith | 2 | 0 | 0.0 | 0 | 0 |
| **Rams** | **38** | **527** | **13.9** | **82** | **2** |
| **Opponents** | **22** | **178** | **8.1** | **18** | **0** |

| Kickoff Returns | No. | Yards | Avg. | Long | TD |
|---|---|---|---|---|---|
| Skeets Quinlan | 17 | 440 | 25.9 | 56 | 0 |
| Woodley Lewis | 16 | 345 | 21.6 | 47 | 0 |
| Vitamin Smith | 5 | 158 | 31.6 | 55 | 0 |
| Dan Towler | 1 | 9 | 9.0 | 9 | 0 |
| Stan West | 1 | 0 | 0.0 | 0 | 0 |
| **Rams** | **40** | **967** | **24.2** | **56** | **0** |
| **Opponents** | **48** | **1,149** | **23.9** | **46** | **0** |

| Passing | Att. | Comp. | Yards | Pct. | Yards/Att. | TD | TD% | Int. | Int% | Long | Sack/Lost | Rating |
|---|---|---|---|---|---|---|---|---|---|---|---|---|
| Norm Van Brocklin | 205 | 113 | 1,736 | 55.1 | 8.47 | 14 | 6.8 | 17 | 8.3 | 84 | n/a | 71.5 |
| Bob Waterfield | 109 | 51 | 655 | 46.8 | 6.01 | 3 | 2.8 | 11 | 11.0 | 63 | n/a | 35.7 |
| Don Klosterman | 10 | 3 | 47 | 30.0 | 4.70 | 0 | 0.0 | 3 | 30.0 | 30 | n/a | 7.1 |
| Skeets Quinlan | 4 | 0 | 0 | 0.0 | 0.00 | 0 | 0.0 | 0 | 0.0 | 0 | n/a | 39.6 |
| Vitamin Smith | 1 | 0 | 0 | 0.0 | 0.00 | 0 | 0.0 | 0 | 0.0 | 0 | n/a | 39.6 |
| **Rams** | **329** | **167** | **2,438** | **50.8** | **6.97** | **17** | **5.2** | **31** | **9.4** | **84** | **n/a/146** | **53.2** |
| **Opponents** | **360** | **161** | **2,621** | **44.7** | **7.28** | **18** | **5.0** | **38** | **10.6** | **n/a** | **n/a/369** | **46.8** |

# 1951 (8-4) 1st, Western Conf - Joe Stydahar

| Date | W/L | Score | Opponent | Attend. |
|---|---|---|---|---|
| 9/28 | W | 54-14 | at New York Yankees | (30,315) |
| 10/7 | L | 23-38 | Cleveland | (67,186) |
| 10/14 | W | 27-21 | at Detroit | (50,567) |
| 10/21 | W | 28-0 | at Green Bay | (21,393) |
| 10/28 | L | 17-44 | at San Francisco | (49,538) |
| 11/4 | W | 23-16 | San Francisco | (54,346) |
| 11/11 | W | 45-21 | Chicago Cardinals | (29,995) |
| 11/18 | W | 48-21 | New York Yankees | (34,717) |
| 11/25 | L | 21-31 | at Washington | (26,307) |
| 12/2 | W | 42-17 | at Chicago Bears | (50,286) |
| 12/9 | L | 22-24 | Detroit | (52,937) |
| 12/16 | W | 42-14 | Green Bay | (23,698) |
| **12/23** | **W** | **24-17** | **Cleveland*** | **(57,522)** |
| Total Attendance | | | | (548,807) |

*** NFL Championship**

| | Rams | OPP |
|---|---|---|
| **First Downs** | **272** | **231** |
| Rushing | 114 | 125 |
| Passing | 130 | 84 |
| Penalty | 28 | 22 |
| **Total Net Yards** | **5,409** | **3,879** |
| Avg./Game | 450.8 | 323.3 |
| Total Plays | 925 | 950 |
| Avg./Play | 5.8 | 4.1 |
| **Net Yards Rushing** | **2,210** | **2,206** |
| Avg./Game | 184.2 | 183.8 |
| Total Rushes | 426 | 478 |
| **Net Yards Passing** | **3,199** | **1,673** |
| Avg./Game | 266.6 | 139.4 |
| Sacked-Yds. Lost | n/a-97 | n/a-319 |
| Gross Yards | 3,296 | 1,992 |
| Att-Comp-Int | 373-189-22 | 329-140-19 |
| Comp. % | 50.7 | 42.6 |
| **Punts/Avg.** | **52-41.5** | **75-40.9** |
| **Penalties/Yards** | **94-813** | **107-1028** |
| **Fumbles/ Ball Lost** | **22-15** | **26-10** |
| **Touchdowns** | **51** | **35** |
| Rushing | 23 | 17 |
| Passing | 26 | 13 |
| Returns | 2 | 5 |

| Scoring | TD | Ru | Pa | Rt | PAT | FG | S | Pts. |
|---|---|---|---|---|---|---|---|---|
| Elroy Hirsch | 17 | 0 | 17 | 0 | 0-1 | 0-0 | 0 | 102 |
| Bob Waterfield | 3 | 3 | 0 | 0 | 41-43 | 13-23 | 0 | 98 |
| Dick Hoerner | 7 | 6 | 1 | 0 | 0-0 | 0-0 | 0 | 42 |
| Dan Towler | 6 | 6 | 0 | 0 | 0-0 | 0-0 | 0 | 36 |
| Tom Fears | 3 | 0 | 3 | 0 | 6-7 | 0-0 | 0 | 24 |
| Jerry Williams | 4 | 3 | 0 | 1 | 0-0 | 0-0 | 0 | 24 |
| Vitamin Smith | 2 | 1 | 1 | 0 | 0-0 | 0-0 | 0 | 12 |
| Norm Van Brocklin | 2 | 2 | 0 | 0 | 0-0 | 0-0 | 0 | 12 |
| Glenn Davis | 2 | 1 | 1 | 0 | 0-0 | 0-0 | 0 | 12 |
| Tommy Kalmanir | 2 | 0 | 1 | 1 | 0-0 | 0-0 | 0 | 12 |
| Tank Younger | 1 | 1 | 0 | 0 | 0-0 | 0-0 | 0 | 6 |
| Norb Hecker | 1 | 0 | 1 | 0 | 0-0 | 0-1 | 0 | 6 |
| Bob Boyd | 1 | 0 | 1 | 0 | 0-0 | 0-0 | 0 | 6 |
| **Rams** | **51** | **23** | **26** | **2** | **47-51** | **13-24** | **0** | **392** |
| **Opponents** | **35** | **17** | **13** | **5** | **33-35** | **6-12** | **0** | **279** |

| Rushing | No. | Yards | Avg. | Long | TD |
|---|---|---|---|---|---|
| Dan Towler | 126 | 854 | 6.8 | 79 | 6 |
| Dick Hoerner | 94 | 569 | 6.1 | 43 | 6 |
| Tank Younger | 36 | 223 | 6.2 | 24 | 1 |
| Glenn Davis | 64 | 200 | 3.1 | 23 | 1 |
| Vitamin Smith | 52 | 143 | 2.8 | 31 | 1 |
| Jerry Williams | 21 | 106 | 5.0 | 32 | 2 |
| Tommy Kalmanir | 16 | 61 | 3.8 | 23 | 0 |
| Bob Waterfield | 9 | 49 | 5.4 | 25 | 3 |
| Elroy Hirsch | 1 | 3 | 3.0 | 3 | 0 |
| Norm Van Brocklin | 7 | 2 | 0.3 | 4 | 2 |
| **Rams** | **426** | **2,210** | **5.2** | **79** | **23** |
| **Opponents** | **478** | **2,206** | **4.6** | **n/a** | **17** |

| Receiving | No. | Yards | Avg. | Long | TD |
|---|---|---|---|---|---|
| Elroy Hirsch | 66 | 1,495 | 22.7 | 91 | 17 |
| Tom Fears | 32 | 528 | 16.5 | 54 | 3 |
| Vitamin Smith | 16 | 278 | 17.4 | 67 | 1 |
| Dan Towler | 16 | 257 | 16.1 | 46 | 0 |
| Tom Keane | 12 | 133 | 11.1 | 21 | 0 |
| Bob Boyd | 9 | 128 | 14.2 | 28 | 1 |
| Dick Hoerner | 8 | 102 | 12.8 | 21 | 1 |
| Glenn Davis | 8 | 90 | 11.3 | 21 | 1 |
| Tommy Kalmanir | 6 | 91 | 15.2 | 38 | 1 |
| Tank Younger | 5 | 72 | 14.4 | 52 | 0 |
| Jerry Williams | 5 | 49 | 9.8 | 13 | 0 |
| Norb Hecker | 4 | 35 | 8.8 | 20 | 1 |
| Marvin Johnson | 2 | 38 | 19.0 | 28 | 0 |
| **Rams** | **189** | **3,296** | **17.4** | **91** | **26** |
| **Opponents** | **140** | **1,992** | **14.2** | **n/a** | **13** |

| Interceptions | No. | Yards | Avg. | Long | TD |
|---|---|---|---|---|---|
| Norb Hecker | 3 | 74 | 24.7 | 36 | 0 |
| Jerry Williams | 3 | 53 | 17.7 | 21 | 1 |
| Woodley Lewis | 3 | 34 | 11.3 | 20 | 0 |
| Herb Rich | 3 | 11 | 3.7 | 6 | 0 |
| Bob Boyd | 2 | 3 | 1.5 | 3 | 0 |
| Tom Keane | 2 | 2 | 1.0 | 2 | 0 |
| Don Paul | 1 | 16 | 16.0 | 16 | 0 |
| Tank Younger | 1 | 0 | 0.0 | 0 | 0 |
| Charlie Toogood | 1 | 0 | 0.0 | 0 | 0 |
| **Rams** | **19** | **193** | **10.2** | **36** | **1** |
| **Opponents** | **22** | **313** | **14.2** | **36** | **1** |

| Punting | No. | Yards | Avg. | Long | Blk. |
|---|---|---|---|---|---|
| Norm Van Brocklin | 48 | 1,992 | 41.5 | 62 | 1 |
| Bob Waterfield | 4 | 166 | 41.5 | 52 | 0 |
| **Rams** | **52** | **2,158** | **41.5** | **62** | **1** |
| **Opponents** | **75** | **3,064** | **40.9** | **n/a** | **n/a** |

| Punt Returns | No. | Yards | Avg. | Long | TD |
|---|---|---|---|---|---|
| Vitamin Smith | 12 | 139 | 11.6 | 37 | 0 |
| Glenn Davis | 15 | 85 | 5.7 | 31 | 0 |
| Tommy Kalmanir | 5 | 86 | 17.2 | 67 | 1 |
| Jerry Williams | 4 | 22 | 5.5 | 11 | 0 |
| Woodley Lewis | 1 | 12 | 12.0 | 12 | 0 |
| **Rams** | **37** | **344** | **9.3** | **67** | **1** |
| **Opponents** | **33** | **365** | **11.1** | **79t** | **3** |

| Kickoff Returns | No. | Yards | Avg. | Long | TD |
|---|---|---|---|---|---|
| Glenn Davis | 9 | 179 | 19.9 | 33 | 0 |
| Vitamin Smith | 15 | 274 | 18.3 | 26 | 0 |
| Jerry Williams | 6 | 133 | 22.2 | 28 | 0 |
| Tommy Kalmanir | 6 | 120 | 20.0 | 32 | 0 |
| Woodley Lewis | 4 | 67 | 16.8 | 24 | 0 |
| Dick Hoerner | 1 | 22 | 22.0 | 22 | 0 |
| Don Simensen | 1 | 13 | 13.0 | 13 | 0 |
| Dan Towler | 1 | 10 | 10.0 | 10 | 0 |
| Bobby Collier | 1 | 8 | 8.0 | 8 | 0 |
| **Rams** | **44** | **826** | **18.8** | **36** | **0** |
| **Opponents** | **54** | **1,478** | **27.2** | **49** | **0** |

| Passing | Att. | Comp. | Yards | Pct. | Yards/Att. | TD | TD% | Int. | Int% | Long | Sack/Lost | Rating |
|---|---|---|---|---|---|---|---|---|---|---|---|---|
| Bob Waterfield | 176 | 88 | 1,566 | 50.0 | 8.90 | 13 | 7.4 | 10 | 5.9 | 91 | n/a | 81.8 |
| Norm Van Brocklin | 194 | 100 | 1,725 | 51.5 | 8.89 | 13 | 6.7 | 11 | 5.7 | 81 | n/a | 80.8 |
| Glenn Davis | 2 | 1 | 5 | 50.0 | 2.50 | 0 | 0.0 | 0 | 0.0 | 5 | n/a | 56.3 |
| tom Keane | 1 | 0 | 0 | 0.0 | 0.00 | 0 | 0.0 | 1 | 100.0 | 0 | n/a | 0.0 |
| **Rams** | **373** | **189** | **3,296** | **50.7** | **8.84** | **26** | **7.0** | **22** | **5.9** | **91** | **n/a/97** | **79.8** |
| **Opponents** | **329** | **140** | **1,992** | **42.6** | **6.10** | **13** | **4.0** | **19** | **5.8** | **n/a** | **n/a/319** | **51.9** |

# 1950 (9-3) 1st, Western Conf - Joe Stydahar

| Date | W/L | Score | Opponent | Attend. |
|---|---|---|---|---|
| 9/17 | L | 20-24 | Chicago | (21,000) |
| 9/22 | W | 45-28 | New York Yankees | (23,768) |
| 10/1 | W | 35-14 | at San Francisco | (27,262) |
| 10/8 | L | 20-56 | at Philadelphia | (24,134) |
| 10/15 | W | 30-28 | at Detroit | (35,589) |
| 10/22 | W | 70-27 | Baltimore | (16,026) |
| 10/29 | W | 65-24 | Detroit | (27,475) |
| 11/5 | W | 28-21 | San Francisco | (33,234) |
| 11/12 | W | 45-14 | at Green Bay (Mil.) | (20,456) |
| 11/19 | W | 43-35 | at New York Yankees | (42,673) |
| 11/26 | L | 14-24 | at Chicago Bears | (43,678) |
| 12/3 | W | 51-14 | Green Bay | (39,323) |
| **12/17** | **W** | **24-14** | **Chicago Bears*** | **(83,501)** |
| **12/24** | **L** | **28-30** | **at Cleveland**** | **(29,751)** |
| Total Attendance | | | | (467,870) |

*** Conference Playoff**
**** NFL Championship**

| | Rams | OPP |
|---|---|---|
| **First Downs** | **278** | **217** |
| Rushing | 112 | 113 |
| Passing | 142 | 88 |
| Penalty | 24 | 16 |
| **Total Net Yards** | **5,240** | **4,453** |
| Avg./Game | 436.7 | 371.1 |
| Total Plays | 992 | 950 |
| Avg./Play | 5.3 | 4.7 |
| **Net Yards Rushing** | **1,711** | **1,882** |
| Avg./Game | 142.6 | 156.8 |
| Total Rushes | 404 | 431 |
| **Net Yards Passing** | **3,529** | **2,279** |
| Avg./Game | 294.1 | 189.9 |
| Sacked-Yds. Lost | n/a-180 | n/a-297 |
| Gross Yards | 3,709 | 2,576 |
| Att-Comp-Int | 453-253-27 | 385-165-31 |
| Comp. % | 55.8 | 42.9 |
| **Punts/Avg.** | **63-40.5** | **72-39.3** |
| **Penalties/Yards** | **110-1038** | **93-859** |
| **Fumbles/ Ball Lost** | **30-17** | **31-15** |
| **Touchdowns** | **64** | **43** |
| Rushing | 28 | 12 |
| Passing | 31 | 26 |
| Returns | 5 | 5 |

| Scoring | TD | Ru | Pa | Rt | PAT | FG | S | Pts. |
|---|---|---|---|---|---|---|---|---|
| Bob Waterfield | 1 | 1 | 0 | 0 | 54-58 | 7-14 | 0 | 81 |
| Dick Hoerner | 11 | 10 | 1 | 0 | 0-0 | 0-0 | 0 | 66 |
| Vitamin Smith | 8 | 1 | 4 | 3 | 0-0 | 0-0 | 0 | 48 |
| Elroy Hirsch | 7 | 0 | 7 | 0 | 5-5 | 0-0 | 0 | 47 |
| Tom Fears | 7 | 0 | 7 | 0 | 0-0 | 0-0 | 0 | 42 |
| Glenn Davis | 7 | 3 | 4 | 0 | 0-0 | 0-0 | 0 | 42 |
| Dan Towler | 6 | 6 | 0 | 0 | 0-0 | 0-0 | 0 | 36 |
| Bob Boyd | 4 | 0 | 4 | 0 | 0-0 | 0-0 | 0 | 24 |
| Jerry Williams | 2 | 1 | 1 | 0 | 0-0 | 0-0 | 0 | 12 |
| Paul Barry | 2 | 2 | 0 | 0 | 0-0 | 0-0 | 0 | 12 |
| Tank Younger | 2 | 2 | 0 | 0 | 0-0 | 0-0 | 0 | 12 |
| Bob Reinhard | 1 | 0 | 1 | 0 | 0-0 | 0-0 | 0 | 6 |
| Norm Van Brocklin | 1 | 1 | 0 | 0 | 0-0 | 0-0 | 0 | 6 |
| Ralph Pasquariello | 1 | 1 | 0 | 0 | 0-0 | 0-0 | 0 | 6 |
| Tom Keane | 1 | 0 | 0 | 1 | 0-0 | 0-0 | 0 | 6 |
| Woodley Lewis | 1 | 0 | 0 | 1 | 0-0 | 0-0 | 0 | 6 |
| Team | 0 | 0 | 0 | 0 | 0-1 | 0-0 | 0 | 0 |
| **Rams** | **64** | **28** | **31** | **5** | **59-64** | **7-14** | **0** | **466** |
| **Opponents** | **43** | **12** | **26** | **5** | **42-43** | **3-13** | **0** | **309** |

| Rushing | No. | Yards | Avg. | Long | TD |
|---|---|---|---|---|---|
| Glenn Davis | 88 | 416 | 4.7 | 55 | 3 |
| Dick Hoerner | 95 | 381 | 4.0 | 64 | 10 |
| Vitamin Smith | 51 | 250 | 4.0 | 25 | 1 |
| Paul Barry | 50 | 231 | 3.4 | 28 | 2 |
| Dan Towler | 46 | 130 | 2.8 | 34 | 6 |
| Jerry Williams | 13 | 108 | 8.3 | 38 | 1 |
| Tommy Kalmanir | 20 | 83 | 4.2 | 33 | 0 |
| Norm Van Brocklin | 15 | 22 | 1.5 | 16 | 1 |
| Ralph Pasquariello | 7 | 31 | 4.4 | 14 | 1 |
| Tank Younger | 8 | 28 | 3.5 | 6 | 2 |
| Bob Waterfield | 8 | 14 | 1.8 | 13 | 1 |
| Elroy Hirsch | 2 | 19 | 9.5 | 15 | 0 |
| Bob Boyd | 1 | -2 | -2.0 | -2 | 0 |
| **Rams** | **404** | **1,711** | **4.2** | **64** | **28** |
| **Opponents** | **431** | **1,882** | **4.4** | **n/a** | **12** |

| Receiving | No. | Yards | Avg. | Long | TD |
|---|---|---|---|---|---|
| Tom Fears | 84 | 1,116 | 13.3 | 53 | 7 |
| Glenn Davis | 42 | 592 | 14.1 | 50 | 4 |
| Elroy Hirsch | 42 | 687 | 16.4 | 58 | 7 |
| Dick Hoerner | 26 | 446 | 17.2 | 48 | 1 |
| Vitamin Smith | 16 | 279 | 17.4 | 67 | 4 |
| Bob Boyd | 9 | 220 | 24.4 | 72 | 4 |
| Dan Towler | 8 | 63 | 7.9 | 17 | 0 |
| Paul Barry | 7 | 122 | 17.4 | 24 | 0 |
| Tommy Kalmanir | 5 | 58 | 11.6 | 41 | 1 |
| Ed Champagne | 4 | 52 | 13.0 | 21 | 1 |
| Jerry Williams | 4 | 21 | 5.3 | 11 | 1 |
| Bill Smyth | 2 | 10 | 5.0 | 6 | 0 |
| Tom Keane | 1 | 19 | 19.0 | 19 | 0 |
| Bob Reinhard | 1 | 11 | 11.0 | 11 | 1 |
| Gil Bouley | 1 | 11 | 11.0 | 11 | 0 |
| Ralph Pasquariello | 1 | 2 | 2.0 | 2 | 0 |
| **Rams** | **253** | **3,709** | **14.6** | **72** | **31** |
| **Opponents** | **165** | **2,873** | **15.6** | **n/a** | **26** |

| Interceptions | No. | Yards | Avg. | Long | TD |
|---|---|---|---|---|---|
| Woodley Lewis | 12 | 275 | 22.9 | 36 | 0 |
| Tom Keane | 6 | 50 | 8.3 | 25 | 1 |
| Elroy Hirsch | 4 | 28 | 7.0 | 23 | 0 |
| Jerry Williams | 3 | 39 | 13.0 | 23 | 0 |
| Don Paul | 3 | 44 | 14.7 | 32 | 0 |
| Vic Vasicek | 1 | 52 | 52.0 | 52 | 0 |
| Fred Naumetz | 1 | 13 | 13.0 | 13 | 0 |
| George Sims | 1 | 5 | 5.0 | 5 | 0 |
| Dick Huffman | 0 | 6 | -- | 6 | 0 |
| **Rams** | **31** | **512** | **16.5** | **52** | **1** |
| **Opponents** | **27** | **294** | **10.9** | **37** | **3** |

| Punting | No. | Yards | Avg. | Long | Blk. |
|---|---|---|---|---|---|
| Bob Waterfield | 52 | 2,087 | 40.1 | 61 | 2 |
| Norm Van Brocklin | 11 | 466 | 42.4 | 51 | 0 |
| **Rams** | **63** | **2,553** | **40.5** | **61** | **2** |
| **Opponents** | **72** | **2,833** | **39.3** | **n/a** | **n/a** |

| Punt Returns | No. | Yards | Avg. | Long | TD |
|---|---|---|---|---|---|
| Vitamin Smith | 22 | 218 | 9.9 | 30 | 0 |
| Tommy Kalmanir | 13 | 116 | 8.9 | 23 | 0 |
| Jerry Williams | 6 | 35 | 5.8 | 15 | 0 |
| Glenn Davis | 3 | 24 | 8.0 | 14 | 0 |
| Woodley Lewis | 1 | 0 | 0.0 | 0 | 0 |
| **Rams** | **45** | **393** | **8.7** | **30** | **0** |
| **Opponents** | **28** | **394** | **14.1** | **48** | **0** |

| Kickoff Returns | No. | Yards | Avg. | Long | TD |
|---|---|---|---|---|---|
| Vitamin Smith | 22 | 742 | 33.7 | 97 | 3 |
| Tommy Kalmanir | 13 | 358 | 27.5 | 44 | 0 |
| Glenn Davis | 8 | 167 | 20.9 | 29 | 0 |
| Dan Towler | 5 | 47 | 9.4 | 15 | 0 |
| Woodley Lewis | 2 | 47 | 23.5 | 27 | 0 |
| Vic Vasicek | 2 | 30 | 15.0 | 19 | 0 |
| Jack Finlay | 2 | 14 | 7.0 | 13 | 0 |
| Ralph Pasquariello | 1 | 14 | 14.0 | 14 | 0 |
| Dave Stephenson | 1 | 5 | 5.0 | 5 | 0 |
| **Rams** | **56** | **1,424** | **25.4** | **97** | **3** |
| **Opponents** | **48** | **1,411** | **29.4** | **97t** | **2** |

| Passing | Att. | Comp. | Yards | Pct. | Yards/Att. | TD | TD% | Int. | Int% | Long | Sack/Lost | Rating |
|---|---|---|---|---|---|---|---|---|---|---|---|---|
| Norm Van Brocklin | 233 | 127 | 2,061 | 54.5 | 8.85 | 18 | 7.7 | 14 | 6.0 | 58 | n/a | 85.1 |
| Bob Waterfield | 213 | 122 | 1,540 | 57.3 | 7.23 | 11 | 5.2 | 13 | 6.1 | 72 | n/a | 71.7 |
| Glenn Davis | 5 | 3 | 97 | 60.0 | 19.40 | 2 | 40.0 | 0 | 0.0 | 58 | n/a | 143.8 |
| Vitamin Smith | 1 | 1 | 11 | 100.0 | 11.00 | 0 | 0.0 | 0 | 0.0 | 11 | n/a | 112.5 |
| Elroy Hirsch | 1 | 0 | 0 | 0.0 | 0.00 | 0 | 0.0 | 0 | 0.0 | 0 | n/a | 39.6 |
| **Rams** | **453** | **253** | **3,709** | **55.8** | **8.18** | **31** | **6.8** | **27** | **6.0** | **72** | **n/a/180** | **80.7** |
| **Opponents** | **385** | **165** | **2,873** | **42.9** | **7.46** | **26** | **6.8** | **31** | **8.1** | **n/a** | **n-a/297** | **57.9** |

# 1949 (8-2-2) 1st, Western Conf - C. Shaughnessy

| Date | W/L | Score | Opponent | Attend. |
|---|---|---|---|---|
| 9/23 | W | 27-24 | Detroit | (17,878) |
| 10/2 | W | 48-7 | at Green Bay | (24,308) |
| 10/9 | W | 31-6 | at Chicago Bears | (42,124) |
| 10/16 | W | 21-10 | at Detroit | (19,839) |
| 10/23 | W | 35-7 | Green Bay | (37,546) |
| 10/30 | W | 27-24 | Chicago Bears | (86,080) |
| 11/6 | L | 14-38 | at Philadelphia | (38,230) |
| 11/13 | T | 7-7 | at Pittsburgh | (20,510) |
| 11/20 | T | 28-28 | at Chicago Cardinals | (34,100) |
| 11/27 | W | 42-20 | New York Bulldogs | (38,052) |
| 12/4 | L | 27-31 | Chicago Cardinals | (74,673) |
| 12/11 | W | 53-27 | Washington | (44,899) |
| **12/18** | **L** | **0-14** | **Philadelphia*** | **(27,980)** |
| Total Attendance | | | | (506,219) |

*** NFL Championship**

| | Rams | OPP |
|---|---|---|
| **First Downs** | **245** | **213** |
| Rushing | 103 | 101 |
| Passing | 125 | 92 |
| Penalty | 17 | 20 |
| **Total Net Yards** | **4,415** | **3,490** |
| Avg./Game | 367.9 | 290.8 |
| Total Plays | 924 | 926 |
| Avg./Play | 4.8 | 3.8 |
| **Net Yards Rushing** | **1,732** | **1,679** |
| Avg./Game | 144.3 | 139.9 |
| Total Rushes | 445 | 472 |
| **Net Yards Passing** | **2,674** | **1,811** |
| Avg./Game | 222.8 | 150.9 |
| Sacked-Yds. Lost | n/a-145 | n/a-273 |
| Gross Yards | 2,819 | 2,084 |
| Att-Comp-Int | 366-192-27 | 335-144-30 |
| Comp. % | 52.5 | 43.0 |
| **Punts/Avg.** | **52-44.4** | **68-44.2** |
| **Penalties/Yards** | **83-795** | **72-676** |
| **Fumbles/ Ball Lost** | **29-18** | **30-18** |
| **Touchdowns** | **48** | **32** |
| Rushing | 17 | 14 |
| Passing | 23 | 16 |
| Returns | 8 | 2 |

| Scoring | TD | Ru | Pa | Rt | PAT | FG | S | Pts. |
|---|---|---|---|---|---|---|---|---|
| Bob Waterfield | 1 | 1 | 0 | 0 | 43-45 | 9-16 | 0 | 76 |
| Tom Fears | 9 | 0 | 9 | 0 | 0-0 | 0-0 | 0 | 54 |
| Dick Hoerner | 6 | 6 | 0 | 0 | 0-0 | 0-0 | 0 | 36 |
| Elroy Hirsch | 6 | 1 | 4 | 1 | 0-0 | 0-0 | 0 | 36 |
| Bob Shaw | 6 | 0 | 6 | 0 | 0-0 | 0-0 | 0 | 36 |
| Fred Gehrke | 5 | 2 | 2 | 1 | 2-3 | 0-1 | 0 | 32 |
| Vitamin Smith | 4 | 2 | 1 | 1 | 0-0 | 0-0 | 0 | 24 |
| Jerry Williams | 4 | 3 | 0 | 1 | 0-0 | 0-0 | 0 | 24 |
| Gerry Cowhig | 2 | 1 | 0 | 1 | 0-0 | 0-0 | 0 | 12 |
| Tommy Kalmanir | 2 | 1 | 0 | 1 | 0-0 | 0-0 | 0 | 12 |
| Don Currivan | 1 | 0 | 1 | 0 | 0-0 | 0-0 | 0 | 6 |
| Frank Hubbell | 1 | 0 | 0 | 1 | 0-0 | 0-0 | 0 | 6 |
| George Sims | 1 | 0 | 0 | 1 | 0-0 | 0-0 | 0 | 6 |
| **Rams** | **48** | **17** | **23** | **8** | **45-48** | **9-17** | **0** | **360** |
| **Opponents** | **32** | **14** | **16** | **2** | **30-32** | **5-13** | **0** | **239** |

| Rushing | No. | Yards | Avg. | Long | TD |
|---|---|---|---|---|---|
| Dick Hoerner | 155 | 582 | 3.8 | 37 | 6 |
| Elroy Hirsch | 68 | 287 | 4.2 | 51 | 1 |
| Fred Gehrke | 58 | 203 | 3.5 | 53 | 2 |
| Tommy Kalmanir | 29 | 218 | 7.5 | 51 | 1 |
| Tank Younger | 52 | 191 | 3.7 | 16 | 0 |
| Vitamin Smith | 40 | 112 | 2.9 | 26 | 2 |
| Jerry Williams | 19 | 103 | 5.4 | 18 | 3 |
| Gerry Cowhig | 10 | 32 | 3.2 | 8 | 1 |
| Bob Agler | 4 | 7 | 1.8 | 4 | 0 |
| Bob Waterfield | 5 | -4 | -0.8 | 5 | 1 |
| Norm Van Brocklin | 4 | -1 | -0.3 | 2 | 0 |
| Tom Fears | 1 | -3 | -3.0 | -3 | 0 |
| **Rams** | **445** | **1,732** | **3.9** | **53** | **17** |
| **Opponents** | **472** | **1,679** | **3.6** | **n/a** | **14** |

| Receiving | No. | Yards | Avg. | Long | TD |
|---|---|---|---|---|---|
| Tom Fears | 77 | 1,013 | 13.2 | 51 | 9 |
| Bob Shaw | 29 | 535 | 18.4 | 71 | 6 |
| Elroy Hirsch | 22 | 326 | 14.8 | 48 | 4 |
| Dick Hoerner | 17 | 213 | 12.5 | 29 | 0 |
| Fred Gehrke | 9 | 140 | 15.6 | 42 | 2 |
| Tank Younger | 7 | 119 | 17.0 | 33 | 0 |
| Jerry Williams | 7 | 102 | 14.6 | 42 | 0 |
| Vitamin Smith | 5 | 63 | 12.6 | 24 | 1 |
| Tom Keane | 4 | 70 | 17.5 | 44 | 0 |
| Jack Zilly | 3 | 35 | 11.7 | 14 | 0 |
| Don Currivan | 3 | 78 | 26.0 | 40 | 1 |
| Frank Hubbell | 3 | 32 | 10.7 | 12 | 0 |
| Dick Huffman | 2 | 36 | 18.0 | 23 | 0 |
| Tommy Kalmanir | 2 | 36 | 18.0 | 23 | 0 |
| Bill Smyth | 2 | 21 | 10.5 | 14 | 0 |
| **Rams** | **192** | **2,819** | **14.7** | **71** | **23** |
| **Opponents** | **144** | **2,084** | **14.5** | **n/a** | **16** |

| Interceptions | No. | Yards | Avg. | Long | TD |
|---|---|---|---|---|---|
| George Sims | 9 | 78 | 8.7 | 27 | 1 |
| Jerry Williams | 5 | 42 | 8.4 | 25 | 1 |
| Don Currivan | 5 | 31 | 6.2 | 16 | 0 |
| Gerry Cowhig | 4 | 62 | 15.5 | 26 | 1 |
| Elroy Hirsch | 2 | 55 | 27.5 | 32 | 0 |
| Mike Lazetich | 2 | 47 | 23.5 | 29 | 0 |
| Don Paul | 2 | 23 | 11.5 | 19 | 0 |
| Frank Hubbell | 1 | 21 | 21.0 | 21 | 1 |
| **Rams** | **30** | **359** | **12.0** | **32** | **4** |
| **Opponents** | **27** | **229** | **8.5** | **n/a** | **1** |

| Punting | No. | Yards | Avg. | Long | Blk. |
|---|---|---|---|---|---|
| Bob Waterfield | 49 | 2,177 | 44.4 | 61 | 1 |
| Norm Van Brocklin | 2 | 91 | 45.5 | 46 | 0 |
| Dick Hoerner | 1 | 43 | 43.0 | 43 | 0 |
| **Rams** | **52** | **2,311** | **44.4** | **61** | **1** |
| **Opponents** | **68** | **3,005** | **44.2** | **n/a** | **n/a** |

| Punt Returns | No. | Yards | Avg. | Long | TD |
|---|---|---|---|---|---|
| Vitamin Smith | 27 | 427 | 15.8 | 85 | 1 |
| Tommy Kalmanir | 14 | 164 | 11.7 | 62 | 1 |
| Jerry Williams | 2 | 33 | 16.5 | 20 | 0 |
| **Rams** | **43** | **624** | **14.5** | **85** | **2** |
| **Opponents** | **26** | **215** | **8.3** | **n/a** | **0** |

| Kickoff Returns | No. | Yards | Avg. | Long | TD |
|---|---|---|---|---|---|
| Tommy Kalmanir | 18 | 403 | 22.4 | 57 | 0 |
| Vitamin Smith | 13 | 235 | 18.1 | 31 | 0 |
| Don Paul | 2 | 32 | 16.0 | 20 | 0 |
| Gerry Cowhig | 2 | 20 | 10.0 | 10 | 0 |
| Hal Dean | 1 | 0 | 0.0 | 0 | 0 |
| Jack Zilly | 1 | 0 | 0.0 | 0 | 0 |
| **Rams** | **37** | **690** | **18.6** | **57** | **0** |
| **Opponents** | **55** | **1,144** | **20.8** | **n/a** | **0** |

| Passing | Att. | Comp. | Yards | Pct. | Yards/Att. | TD | TD% | Int. | Int% | Long | Sack/Lost | Rating |
|---|---|---|---|---|---|---|---|---|---|---|---|---|
| Bob Waterfield | 296 | 154 | 2,168 | 52.0 | 7.32 | 17 | 5.7 | 24 | 8.1 | 71 | n/a | 61.3 |
| Norm Van Brocklin | 58 | 32 | 601 | 55.2 | 10.36 | 6 | 10.3 | 2 | 3.4 | 51 | n/a | 111.4 |
| Bobby Thomason | 12 | 6 | 50 | 50.0 | 4.17 | 0 | 0.0 | 1 | 8.3 | 11 | n/a | 26.4 |
| **Rams** | **366** | **192** | **2,819** | **52.5** | **7.70** | **23** | **6.3** | **27** | **7.4** | **71** | **n/a/145** | **68.1** |
| **Opponents** | **335** | **144** | **2,084** | **43.0** | **6.22** | **16** | **4.8** | **30** | **9.0** | **n/a** | **n/a/273** | **42.4** |

# 1948 (6-5-1) 3rd, Western Conf - C. Shaughnessy

| Date | W/L | Score | Opponent | Attend. |
|---|---|---|---|---|
| 9/22 | W | 44-7 | Detroit | (12,941) |
| 10/3 | T | 28-28 | Philadelphia | (36,884) |
| 10/10 | L | 21-42 | at Chicago Bears | (43,707) |
| 10/17 | L | 0-16 | at Green Bay | (25,119) |
| 10/24 | W | 34-27 | at Detroit | (17,444) |
| 10/31 | L | 22-27 | Chicago Cardinals | (32,149) |
| 11/7 | L | 6-21 | Chicago Bears | (56,263) |
| 11/14 | W | 52-37 | at New York Giants | (22,766) |
| 11/21 | L | 24-27 | at Chicago Cardinals | (29,031) |
| 11/28 | W | 24-10 | Green Bay | (23,874) |
| 12/5 | W | 41-13 | at Washington | (32,970) |
| 12/12 | W | 31-14 | Pittsburgh | (27,967) |
| Total Attendance | | | | (506,219) |

| | Rams | OPP |
|---|---|---|
| **First Downs** | **239** | **204** |
| Rushing | 100 | 90 |
| Passing | 123 | 97 |
| Penalty | 16 | 17 |
| **Total Yards** | **4,576** | **3,794** |
| Avg./Game | 381.3 | 316.2 |
| Total Plays | 943 | 879 |
| Avg./Play | 4.9 | 4.3 |
| **Net Yards Rushing** | **1,743** | **1,570** |
| Avg./Game | 145.3 | 130.8 |
| Total Rushes | 427 | 441 |
| **Gross Yards Passing** | **2,748** | **2,143** |
| Avg./Game | 229.0 | 178.6 |
| Att-Comp-Int | 395-201-25 | 309-164-19 |
| Comp. % | 50.9 | 53.1 |
| **Punts/Avg.** | **63-41.8** | **77-41.0** |
| **Penalties/Yards** | **98-859** | **77-719** |
| **Fumbles/ Ball Lost** | **32-17** | **42-24** |
| **Touchdowns** | **45** | **36** |
| Rushing | 15 | 13 |
| Passing | 28 | 20 |
| Returns | 2 | 3 |

| Scoring | TD | Ru | Pa | Rt | PAT | FG | S | Pts. |
|---|---|---|---|---|---|---|---|---|
| Bob Waterfield | 0 | 0 | 0 | 0 | 38-44 | 6-11 | 0 | 56 |
| Red Hickey | 7 | 0 | 7 | 0 | 0-0 | 0-0 | 0 | 42 |
| Dick Hoerner | 6 | 4 | 2 | 0 | 0-0 | 0-0 | 0 | 36 |
| Tom Fears | 5 | 0 | 4 | 1 | 0-0 | 0-0 | 0 | 30 |
| Bob Hoffman | 5 | 4 | 1 | 0 | 0-0 | 0-0 | 0 | 30 |
| Don Currivan | 4 | 1 | 3 | 0 | 0-0 | 0-0 | 0 | 24 |
| Jack Zilly | 4 | 0 | 4 | 0 | 0-0 | 0-0 | 0 | 24 |
| Fred Gehrke | 3 | 1 | 1 | 1 | 1-1 | 0-0 | 0 | 19 |
| Kenny Washington | 3 | 2 | 1 | 0 | 0-0 | 0-0 | 0 | 18 |
| Gerry Cowhig | 2 | 2 | 0 | 0 | 0-0 | 0-0 | 0 | 12 |
| Tom Keane | 2 | 0 | 2 | 0 | 0-0 | 0-0 | 0 | 12 |
| Les Horvath | 1 | 1 | 0 | 0 | 0-0 | 0-0 | 0 | 6 |
| Frank Hubbell | 1 | 0 | 1 | 0 | 0-0 | 0-0 | 0 | 6 |
| Dante Magnani | 1 | 0 | 1 | 0 | 0-0 | 0-0 | 0 | 6 |
| Bill Smyth | 1 | 0 | 1 | 0 | 0-0 | 0-0 | 0 | 6 |
| **Rams** | **45** | **13** | **28** | **2** | **39-45** | **6-11** | **0** | **327** |
| **Opponents** | **36** | **13** | **20** | **3** | **33-36** | **6-11** | **1** | **269** |

| Rushing | No. | Yards | Avg. | Long | TD |
|---|---|---|---|---|---|
| Dick Hoerner | 76 | 354 | 4.7 | 23 | 4 |
| Kenny Washington | 57 | 301 | 5.3 | 31 | 2 |
| Fred Gehrke | 56 | 246 | 4.4 | 24 | 1 |
| Gerry Cowhig | 46 | 206 | 4.5 | 14 | 2 |
| Dante Magnani | 38 | 144 | 3.8 | 15 | 0 |
| Les Horvath | 30 | 118 | 3.9 | 19 | 0 |
| Jack Banta | 32 | 105 | 3.3 | 14 | 0 |
| Bob Hoffman | 22 | 68 | 3.0 | 8 | 4 |
| Bruce Smith | 18 | 59 | 3.3 | 20 | 0 |
| Bob Agler | 8 | 41 | 5.1 | 12 | 0 |
| Joe Corn | 11 | 27 | 2.5 | 6 | 0 |
| Paul Rickards | 2 | 21 | 10.5 | 11 | 0 |
| Tom Keane | 7 | 16 | 2.3 | 3 | 0 |
| Jim Hardy | 5 | 14 | 2.8 | 9 | 0 |
| Bob Waterfield | 7 | 12 | 1.7 | 10 | 0 |
| Tom Fears | 2 | 8 | 4.0 | 8 | 0 |
| Bob DeFruiter | 3 | 4 | 1.3 | 4 | 0 |
| Jim Mello | 7 | 3 | 0.4 | 4 | 0 |
| Larry Brink | 1 | -3 | -3.0 | -3 | 0 |
| Don Currivan | 1 | -4 | -4.0 | -4 | 0 |
| **Rams** | **427** | **1,743** | **4.1** | **31** | **13** |
| **Opponents** | **441** | **1,570** | **3.6** | **n/a** | **13** |

| Receiving | No. | Yards | Avg. | Long | TD |
|---|---|---|---|---|---|
| Tom Fears | 51 | 698 | 13.7 | 80 | 4 |
| Red Hickey | 30 | 509 | 17.0 | 69 | 7 |
| Dick Hoerner | 18 | 227 | 12.6 | 45 | 2 |
| Fred Gehrke | 16 | 173 | 10.8 | 34 | 1 |
| Jack Zilly | 13 | 169 | 13.0 | 30 | 4 |
| Don Currivan | 12 | 218 | 18.2 | 58 | 3 |
| Tom Keane | 11 | 195 | 17.7 | 57 | 2 |
| Frank Hubbell | 10 | 134 | 13.4 | 48 | 1 |
| Kenny Washington | 6 | 104 | 17.3 | 43 | 1 |
| Bill Smyth | 6 | 66 | 11.0 | 21 | 1 |
| Les Horvath | 4 | 42 | 10.5 | 19 | 0 |
| Larry Brink | 4 | 36 | 9.0 | 18 | 0 |
| Jack Banta | 4 | 34 | 8.5 | 14 | 0 |
| Bruce Smith | 4 | 29 | 7.3 | 10 | 0 |
| Bob Hoffman | 3 | 28 | 9.3 | 13 | 1 |
| Dante Magnani | 3 | 28 | 9.3 | 16 | 1 |
| Gerry Cowhig | 3 | 18 | 6.0 | 9 | 0 |
| Jim Mello | 1 | 17 | 17.0 | 17 | 0 |
| Gil Bouley | 1 | 15 | 15.0 | 15 | 0 |
| **Rams** | **201** | **2,748** | **13.7** | **80** | **28** |
| **Opponents** | **164** | **2,143** | **13.1** | **n/a** | **20** |

| Interceptions | No. | Yards | Avg. | Long | TD |
|---|---|---|---|---|---|
| Fred Naumetz | 4 | 75 | 18.8 | 68 | 0 |
| Bob Waterfield | 4 | 8 | 2.0 | 5 | 0 |
| Kenny Washington | 2 | 45 | 22.5 | 40 | 0 |
| Tom Fears | 2 | 37 | 18.5 | 35 | 1 |
| Fred Gehrke | 2 | 29 | 14.5 | 21 | 0 |
| Les Horvath | 2 | 14 | 7.0 | 9 | 0 |
| Gerry Cowhig | 1 | 9 | 9.0 | 9 | 0 |
| Dick Hoerner | 1 | 6 | 6.0 | 6 | 0 |
| Hal Dean | 1 | 0 | 0.0 | 0 | 0 |
| **Rams** | **19** | **223** | **11.7** | **68** | **1** |
| **Opponents** | **25** | **311** | **12.4** | **n/a** | **3** |

| Punting | No. | Yards | Avg. | Long | Blk. |
|---|---|---|---|---|---|
| Bob Waterfield | 43 | 1,833 | 42.6 | 88 | 0 |
| Jack Banta | 17 | 639 | 37.6 | 55 | 0 |
| Jim Hardy | 3 | 151 | 50.3 | 77 | 0 |
| **RAMS** | **63** | **2,633** | **41.8** | **88** | **0** |
| **Opponents** | **77** | **3,155** | **41.0** | **n/a** | **n/a** |

| Punt Returns | No. | Yards | Avg. | Long | TD |
|---|---|---|---|---|---|
| Les Horvath | 13 | 203 | 15.6 | 27 | 0 |
| Fred Gehrke | 19 | 217 | 11.4 | 48 | 0 |
| Joe Corn | 4 | 49 | 12.3 | 22 | 0 |
| Jack Banta | 1 | 14 | 14.0 | 14 | 0 |
| Kenny Washington | 1 | 12 | 12.0 | 12 | 0 |
| Bruce Smith | 1 | 10 | 10.0 | 10 | 0 |
| Dick Hoerner | 1 | 6 | 6.0 | 6 | 0 |
| Gerry Cowhig | 1 | 3 | 3.0 | 3 | 0 |
| **Rams** | **41** | **514** | **12.5** | **48** | **0** |
| **Opponents** | **32** | **445** | **13.9** | **n/a** | **1** |

| Kickoff Returns | No. | Yards | Avg. | Long | TD |
|---|---|---|---|---|---|
| Fred Gehrke | 17 | 464 | 27.3 | 92 | 1 |
| Jack Banta | 6 | 119 | 19.8 | 28 | 0 |
| Joe Corn | 5 | 112 | 22.4 | 22 | 0 |
| Dante Magnani | 3 | 49 | 16.3 | 22 | 0 |
| Kenny Washington | 2 | 54 | 27.0 | 33 | 0 |
| Dick Hoerner | 2 | 35 | 17.5 | 20 | 0 |
| Les Horvath | 2 | 31 | 15.5 | 16 | 0 |
| Bob Hoffman | 2 | 19 | 9.5 | 10 | 0 |
| Gil Bouley | 1 | 8 | 8.0 | 8 | 0 |
| Gerry Cowhig | 1 | 3 | 3.0 | 3 | 0 |
| Al Sparkman | 1 | 0 | 0.0 | 0 | 0 |
| **Rams** | **42** | **894** | **21.3** | **92** | **1** |
| **Opponents** | **53** | **1,177** | **22.2** | **n/a** | **1** |

| Passing | Att. | Comp. | Yards | Pct. | Yards/Att. | TD | TD% | Int. | Int% | Long | Rating |
|---|---|---|---|---|---|---|---|---|---|---|---|
| Jim Hardy | 211 | 112 | 1,390 | 53.1 | 6.59 | 14 | 6.6 | 7 | 3.3 | 69 | 82.1 |
| Bob Waterfield | 180 | 87 | 1,354 | 48.3 | 7.52 | 14 | 7.8 | 18 | 10.0 | 80 | 60.0 |
| Paul Rickards | 2 | 2 | 4 | 100.0 | 2.00 | 0 | 0.0 | 0 | 0.0 | 3 | 79.2 |
| Fred Gehrke | 1 | 0 | 0 | 0.0 | 0.00 | 0 | 0.0 | 0 | 0.0 | 0 | 39.6 |
| Bruce Smith | 1 | 0 | 0 | 0.0 | 0.00 | 0 | 0.0 | 0 | 0.0 | 0 | 39.6 |
| Kenny Washington | 1 | 0 | 0 | 0.0 | 0.00 | 0 | 0.0 | 0 | 0.0 | 0 | 39.6 |
| **Rams** | **395** | **201** | **2,748** | **50.9** | **6.96** | **28** | **7.1** | **25** | **6.3** | **80** | **70.7** |
| **Opponents** | **309** | **164** | **2,143** | **53.1** | **6.94** | **20** | **6.5** | **19** | **6.1** | **n/a** | **71.2** |

# 1947 (6-6) 4th, Western Conf - Bob Snyder

| Date | W/L | Score | Opponent | Attend. |
|---|---|---|---|---|
| 9/29 | W | 48-7 | at Pittsburgh | (35,658) |
| 10/5 | L | 14-17 | at Green Bay | (31,613) |
| 10/12 | W | 27-13 | at Detroit | (42,955) |
| 10/19 | W | 27-7 | Chicago Cardinals | (69,631) |
| 10/26 | L | 7-14 | at Philadelphia | (36,364) |
| 11/2 | L | 10-17 | at Chicago Cardinals | (40,075) |
| 11/9 | L | 16-27 | Boston | (19,715) |
| 11/16 | L | 21-41 | Chicago Bears | (36,702) |
| 11/23 | W | 28-17 | Detroit | (17,693) |
| 11/30 | L | 10-30 | Green Bay | (31,080) |
| 12/7 | W | 17-14 | at Chicago Bears | (34,215) |
| 12/14 | W | 34-10 | New York Giants | (24,050) |
| Total Attendance | | | | (419,751) |

| | Rams | OPP |
|---|---|---|
| **First Downs** | **206** | **209** |
| Rushing | 112 | 99 |
| Passing | 82 | 93 |
| Penalty | 12 | 17 |
| **Total Yards** | **3,831** | **3,659** |
| Avg./Game | 191.6 | 304.9 |
| Total Plays | 887 | 881 |
| Avg./Play | 4.3 | 3.5 |
| **Net Yards Rushing** | **2,171** | **1,544** |
| Avg./Game | 180.9 | 128.7 |
| Total Rushes | 459 | 453 |
| **Gross Yards Passing** | **1,660** | **2,059** |
| Avg./Game | 138.3 | 171.6 |
| Att-Comp-Int | 293-123-28 | 306-145-24 |
| Comp. % | 42.0 | 47.4 |
| **Punts/Avg.** | **72-40.1** | **76-41.1** |
| **Penalties/Yards** | **87-800** | **76-761** |
| **Fumbles/ Ball Lost** | **33-20** | **34-24** |
| **Touchdowns** | **34** | **29** |
| Rushing | 15 | 12 |
| Passing | 13 | 14 |
| Returns | 6 | 3 |

| Scoring | TD | Ru | Pa | Rt | PAT | FG | S | Pts. |
|---|---|---|---|---|---|---|---|---|
| Bob Waterfield | 1 | 1 | 0 | 0 | 27-30 | 7-16 | 0 | 54 |
| Jim Benton | 6 | 0 | 6 | 0 | 0-0 | 0-0 | 0 | 36 |
| Kenny Washington | 5 | 5 | 0 | 0 | 0-0 | 0-0 | 0 | 30 |
| Tom Harmon | 4 | 1 | 1 | 2 | 0-0 | 0-0 | 0 | 24 |
| Bob Hoffman | 3 | 3 | 0 | 0 | 0-0 | 0-0 | 0 | 18 |
| Fred Gehrke | 1 | 0 | 0 | 1 | 4-4 | 1-1 | 0 | 13 |
| Pat West | 2 | 2 | 0 | 0 | 0-0 | 0-0 | 0 | 12 |
| Red Hickey | 2 | 0 | 2 | 0 | 0-0 | 0-0 | 0 | 12 |
| Dick Hoerner | 2 | 2 | 0 | 0 | 0-0 | 0-0 | 0 | 12 |
| Frank Hubbell | 2 | 0 | 2 | 0 | 0-0 | 0-0 | 0 | 12 |
| Gil Bouley | 1 | 0 | 0 | 1 | 0-0 | 0-0 | 0 | 6 |
| Mel Bleeker | 1 | 0 | 0 | 1 | 0-0 | 0-0 | 0 | 6 |
| Ray Hamilton | 1 | 0 | 1 | 0 | 0-0 | 0-0 | 0 | 6 |
| Jack Banta | 1 | 1 | 0 | 0 | 0-0 | 0-0 | 0 | 6 |
| Dick Huffman | 1 | 0 | 0 | 1 | 0-0 | 0-0 | 0 | 6 |
| Dante Magnani | 1 | 0 | 1 | 0 | 0-0 | 0-0 | 0 | 6 |
| **Rams** | **34** | **15** | **13** | **6** | **31-34** | **8-17** | **0** | **259** |
| **Opponents** | **29** | **12** | **14** | **3** | **26-29** | **4-6** | **1** | **214** |

| Rushing | No. | Yards | Avg. | Long | TD |
|---|---|---|---|---|---|
| Keny Washington | 60 | 444 | 7.4 | 92 | 5 |
| Tom Harmon | 60 | 306 | 5.1 | 32 | 1 |
| Fred Gehrke | 59 | 304 | 5.2 | 29 | 0 |
| Jack Banta | 40 | 193 | 4.8 | 23 | 1 |
| Dante Magnani | 48 | 178 | 3.7 | 27 | 0 |
| Pat West | 42 | 162 | 3.9 | 21 | 2 |
| Bob Hoffman | 42 | 159 | 3.8 | 20 | 3 |
| Dick Hoerner | 30 | 124 | 4.1 | 23 | 2 |
| Mel Bleeker | 23 | 111 | 4.8 | 35 | 0 |
| Gerry Cowhig | 25 | 104 | 4.2 | 21 | 0 |
| Les Horvath | 18 | 68 | 3.8 | 25 | 0 |
| Steve Bagarus | 3 | 15 | 5.0 | 10 | 0 |
| Bob Waterfield | 3 | 6 | 2.0 | 4 | 1 |
| Jack Wilson | 3 | 3 | 1.0 | 4 | 0 |
| Jim Hardy | 3 | -6 | -2.0 | 7 | 0 |
| **Rams** | **459** | **2,171** | **4.7** | **92** | **15** |
| **Opponents** | **453** | **1,544** | **3.4** | **n/a** | **12** |

| Receiving | No. | Yards | Avg. | Long | TD |
|---|---|---|---|---|---|
| Jim Benton | 35 | 511 | 14.6 | 43 | 6 |
| Jack Banta | 14 | 198 | 14.1 | 64 | 0 |
| Red Hickey | 12 | 196 | 16.3 | 42 | 2 |
| Ray Hamilton | 12 | 193 | 16.1 | 39 | 1 |
| Steve Pritko | 10 | 101 | 10.1 | 20 | 0 |
| Jack Zilly | 7 | 75 | 10.7 | 19 | 0 |
| Fred Gehrke | 6 | 19 | 3.2 | 11 | 0 |
| Tom Harmon | 5 | 89 | 17.8 | 33 | 1 |
| Dante Magnani | 4 | 57 | 14.3 | 40 | 1 |
| Kenny Washington | 3 | 40 | 13.3 | 21 | 0 |
| Les Horvath | 3 | 29 | 9.7 | 14 | 0 |
| Bill Smyth | 3 | 26 | 8.7 | 11 | 0 |
| Frank Hubbell | 2 | 60 | 30.0 | 45 | 2 |
| Bob Hoffman | 2 | 22 | 11.0 | 12 | 0 |
| Bob Waterfield | 2 | 14 | 7.0 | 18 | 0 |
| Dick Hoerner | 1 | 20 | 20.0 | 20 | 0 |
| Gil Bouley | 1 | 15 | 15.0 | 15 | 0 |
| Jack Wilson | 1 | -5 | -5.0 | -5 | 0 |
| **Rams** | **123** | **1,660** | **13.5** | **64** | **13** |
| **Opponents** | **145** | **2,059** | **14.2** | **n/a** | **14** |

| Interceptions | No. | Yards | Avg. | Long | TD |
|---|---|---|---|---|---|
| Tom Harmon | 8 | 136 | 17.0 | 36 | 1 |
| Bob Waterfield | 5 | 56 | 11.2 | 35 | 0 |
| Jack Banta | 2 | 13 | 6.5 | 13 | 0 |
| Steve Bagarus | 1 | 31 | 31.0 | 31 | 0 |
| Pat West | 1 | 24 | 24.0 | 24 | 0 |
| Bob Hoffman | 1 | 14 | 14.0 | 14 | 0 |
| Fred Naumetz | 1 | 9 | 9.0 | 9 | 0 |
| Riley Matheson | 1 | 5 | 5.0 | 5 | 0 |
| Gerry Cowhig | 1 | 0 | 0.0 | 0 | 0 |
| Fred Gehrke | 1 | 0 | 0.0 | 0 | 0 |
| Jack Martin | 1 | 0 | 0.0 | 0 | 0 |
| Mel Bleeker | 1 | 0 | 0.0 | 0 | 0 |
| **Rams** | **24** | **288** | **12.0** | **36** | **1** |
| **Opponents** | **28** | **487** | **17.4** | **n/a** | **1** |

| Punting | No. | Yards | Avg. | Long | Blk. |
|---|---|---|---|---|---|
| Bob Waterfield | 59 | 2,500 | 42.4 | 86 | 1 |
| Jim Hardy | 10 | 263 | 26.3 | 45 | 0 |
| Jack Banta | 3 | 125 | 41.7 | 45 | 0 |
| **Rams** | **72** | **2,888** | **40.1** | **86** | **1** |
| **Opponents** | **76** | **3,119** | **41.1** | **n/a** | **n/a** |

| Punt Returns | No. | Yards | Avg. | Long | TD |
|---|---|---|---|---|---|
| Tom Harmon | 27 | 392 | 14.5 | 88 | 1 |
| Fred Gehrke | 4 | 112 | 28.0 | 66 | 1 |
| Les Horvath | 4 | 29 | 7.2 | 15 | 0 |
| Kenny Washington | 3 | 44 | 14.7 | 23 | 0 |
| Jack Banta | 2 | 19 | 9.5 | 15 | 0 |
| Steve Bagarus | 2 | 18 | 9.0 | 13 | 0 |
| Gil Bouley | 1 | 24 | 24.0 | 24 | 0 |
| Bob Waterfield | 1 | 2 | 2.0 | 2 | 0 |
| **Rams** | **44** | **640** | **14.5** | **88** | **2** |
| **Opponents** | **29** | **352** | **12.1** | **n/a** | **1** |

| Kickoff Returns | No. | Yards | Avg. | Long | TD |
|---|---|---|---|---|---|
| Tom Harmon | 9 | 208 | 23.1 | 34 | 0 |
| Dante Magnani | 6 | 186 | 31.0 | 75 | 0 |
| Les Horvath | 3 | 58 | 19.3 | 25 | 0 |
| Mel Bleeker | 3 | 50 | 16.7 | 20 | 0 |
| Kenny Washington | 2 | 52 | 26.0 | 27 | 0 |
| Jack Banta | 2 | 50 | 25.0 | 31 | 0 |
| Gerry Cowhig | 2 | 29 | 14.5 | 16 | 0 |
| Fred Gehrke | 2 | 29 | 14.5 | 21 | 0 |
| Pat West | 1 | 21 | 21.0 | 21 | 0 |
| Bob Hoffman | 1 | 12 | 12.0 | 12 | 0 |
| Steve Bagarus | 1 | 11 | 11.0 | 11 | 0 |
| Ray Hamilton | 1 | 10 | 10.0 | 10 | 0 |
| Jack Zilly | 1 | 10 | 10.0 | 10 | 0 |
| Mike Lazetich | 1 | 1 | 1.0 | 1 | 0 |
| Fred Naumetz | 1 | 0 | 0.0 | 0 | 0 |
| **Rams** | **36** | **727** | **20.2** | **75** | **0** |
| **Opponents** | **47** | **1,002** | **21.3** | **n/a** | **0** |

| Passing | Att. | Comp. | Yards | Pct. | Yards/Att. | TD | TD% | Int. | Int% | Long | Rating |
|---|---|---|---|---|---|---|---|---|---|---|---|
| Bob Waterfield | 221 | 96 | 1,210 | 43.4 | 5.48 | 8 | 3.6 | 18 | 8.1 | 45 | 39.2 |
| Jim Hardy | 57 | 23 | 388 | 40.4 | 6.81 | 5 | 9.8 | 7 | 12.3 | 64 | 53.7 |
| Kenny Washington | 5 | 2 | 14 | 40.0 | 2.80 | 0 | 0.0 | 1 | 20.0 | 18 | 8.3 |
| Tom Harmon | 3 | 1 | 31 | 33.3 | 10.33 | 0 | 0.0 | 0 | 0.0 | 31 | 72.9 |
| John Ksionyak | 7 | 1 | 17 | 14.3 | 2.43 | 0 | 0.0 | 2 | 28.6 | 17 | 0.0 |
| **Rams** | **293** | **123** | **1,660** | **42.0** | **5.46** | **13** | **4.4** | **28** | **9.6** | **64** | **35.9** |
| **Opponents** | **306** | **145** | **2,059** | **47.4** | **6.73** | **14** | **4.6** | **24** | **7.8** | **n/a** | **52.2** |

# 1946 (6-4-1) 2nd, Western Conf - Adam Walsh

| Date | W/L | Score | Opponent | Attend. |
|---|---|---|---|---|
| 9/29 | L | 14-25 | Philadelphia | (30,500) |
| 10/6 | W | 21-17 | at Green Bay | (27,049) |
| 10/13 | T | 28-28 | at Chicago Bears | (44,211) |
| 10/20 | W | 35-14 | Detroit | (27,928) |
| 10/27 | L | 10-34 | at Chicago Cardinals | (38,180) |
| 11/3 | W | 41-20 | at Detroit | (34,447) |
| 11/10 | L | 21-27 | Chicago Bears | (68,831) |
| 11/17 | W | 17-14 | Chicago Cardinals | (38,271) |
| 11/24 | L | 21-40 | at Boston | (23,689) |
| 12/5 | W | 31-21 | at New York Giants | (47,366) |
| 12/8 | W | 38-17 | Green Bay | (46,838) |
| Total Attendance | | | | (427,310) |

| | Rams | OPP |
|---|---|---|
| **First Downs** | **214** | **170** |
| Rushing | 102 | 76 |
| Passing | 91 | 75 |
| Penalty | 21 | 19 |
| **Total Yards** | **3,793** | **3,525** |
| Avg./Game | 344.8 | 320.0 |
| Total Plays | 786 | 729 |
| Avg./Play | 4.8 | 4.8 |
| **Net Yards Rushing** | **1,683** | **1,325** |
| Avg./Game | 153.0 | 210.4 |
| Total Rushes | 404 | 402 |
| **Gross Yards Passing** | **2,080** | **2,154** |
| Avg./Game | 189.1 | 195.8 |
| Att-Comp-Int | 326-153-24 | 265-112-23 |
| Comp. % | 46.5 | 42.3 |
| **Punts/Avg.** | **45-44.4** | **51-40.4** |
| **Penalties/Yards** | **80-764** | **89-702** |
| **Fumbles/ Ball Lost** | **31-20** | **35-15** |
| **Touchdowns** | **37** | **35** |
| Rushing | 14 | 13 |
| Passing | 19 | 21 |
| Returns | 4 | 1 |

| Scoring | TD | Ru | Pa | Rt | PAT | FG | S | Pts. |
|---|---|---|---|---|---|---|---|---|
| Waterfield | 1 | 1 | 0 | 0 | 37-37 | 6-9 | 0 | 61 |
| Benton | 6 | 0 | 6 | 0 | 0-0 | 0-0 | 0 | 36 |
| Gehrke | 5 | 3 | 2 | 0 | 0-0 | 0-0 | 0 | 30 |
| Harmon | 5 | 2 | 2 | 1 | 0-0 | 0-0 | 0 | 30 |
| Hickey | 3 | 0 | 3 | 0 | 0-0 | 0-0 | 0 | 18 |
| Holovak | 3 | 3 | 0 | 0 | 0-0 | 0-0 | 0 | 18 |
| Hoffman | 3 | 3 | 0 | 0 | 0-0 | 0-0 | 0 | 18 |
| Shaw | 3 | 0 | 2 | 1 | 0-0 | 0-0 | 0 | 18 |
| Pritko | 2 | 0 | 2 | 0 | 0-0 | 0-0 | 0 | 12 |
| Banta | 1 | 0 | 1 | 0 | 0-0 | 0-0 | 0 | 6 |
| Farmer | 1 | 1 | 0 | 0 | 0-0 | 0-0 | 0 | 6 |
| Washington | 1 | 1 | 0 | 0 | 0-0 | 0-0 | 0 | 6 |
| Levy | 1 | 0 | 0 | 1 | 0-0 | 0-0 | 0 | 6 |
| West | 1 | 0 | 0 | 1 | 0-0 | 0-0 | 0 | 6 |
| Wilson | 1 | 0 | 1 | 0 | 0-0 | 0-0 | 0 | 6 |
| **Rams** | **37** | **14** | **19** | **4** | **37-37** | **6-9** | **0** | **277** |
| **Opponents** | **35** | **13** | **21** | **1** | **30-n/a** | **5-n/a** | **1** | **257** |

| Rushing | No. | Yards | Avg. | Long | TD |
|---|---|---|---|---|---|
| Fred Gehrke | 71 | 371 | 5.2 | 53 | 3 |
| Tom Harmon | 47 | 236 | 5.0 | 84 | 2 |
| Pat West | 40 | 226 | 5.7 | 72 | 0 |
| Mike Holovak | 55 | 211 | 3.8 | 22 | 3 |
| Jack Banta | 44 | 209 | 4.7 | 25 | 0 |
| Bob Hoffman | 42 | 162 | 3.8 | 19 | 3 |
| Jack Wilson | 19 | 120 | 6.3 | 35 | 0 |
| Kenny Washington | 23 | 114 | 5.0 | 19 | 1 |
| Tom Farmer | 28 | 90 | 3.2 | 17 | 1 |
| Steve Sucic | 7 | 18 | 2.7 | 9 | 0 |
| Ralph Ruthstrom | 2 | -4 | -2.0 | 1 | 0 |
| Jim Hardy | 10 | -10 | -1.0 | 6 | 0 |
| Bob Waterfield | 16 | -60 | -3.8 | 6 | 1 |
| **Rams** | **404** | **1,683** | **4.1** | **84** | **14** |
| **Opponents** | **402** | **1,325** | **3.3** | **n/a** | **13** |

| Receiving | No. | Yards | Avg. | Long | TD |
|---|---|---|---|---|---|
| Jim Benton | 63 | 981 | 15.5 | 57 | 6 |
| Steve Pritko | 18 | 185 | 10.3 | 29 | 2 |
| Fred Gehrke | 11 | 83 | 7.6 | 21 | 2 |
| Tom Harmon | 10 | 199 | 19.9 | 45 | 2 |
| Red Hickey | 8 | 213 | 26.6 | 60 | 3 |
| Ray Hamilton | 8 | 92 | 11.4 | 16 | 0 |
| Jack Banta | 8 | 81 | 10.1 | 32 | 1 |
| Kenny Washington | 6 | 83 | 13.8 | 20 | 0 |
| Tom Farmer | 6 | 17 | 2.8 | 13 | 0 |
| Bob Shaw | 4 | 63 | 15.7 | 28 | 2 |
| Woody Strode | 4 | 37 | 9.2 | 19 | 0 |
| Jack Wilson | 3 | 30 | 10.0 | 15 | 1 |
| Mike Holovak | 2 | 6 | 3.0 | 8 | 0 |
| Ralph Ruthstrom | 1 | 9 | 9.0 | 9 | 0 |
| Steve Sucic | 1 | 1 | 1.0 | 1 | 0 |
| **Rams** | **153** | **2,080** | **13.6** | **60** | **19** |
| **Opponents** | **112** | **2,154** | **19.2** | **n/a** | **21** |

| Interceptions | No. | Yards | Avg. | Long | TD |
|---|---|---|---|---|---|
| Bob Waterfield | 5 | 72 | 14.4 | 28 | 0 |
| Riley Matheson | 4 | 11 | 2.8 | 7 | 0 |
| Tom Harmon | 3 | 97 | 32.3 | 85 | 1 |
| Fred Gehrke | 3 | 63 | 21.0 | 41 | 0 |
| Jack Banta | 2 | 44 | 22.0 | 39 | 0 |
| Jack Wilson | 1 | 32 | 32.0 | 32 | 0 |
| Roger Harding | 1 | 14 | 14.0 | 14 | 0 |
| Jim Hardy | 1 | 8 | 8.0 | 8 | 0 |
| Jake Fawcett | 1 | 5 | 5.0 | 5 | 0 |
| Fred Naumetz | 1 | 1 | 1.0 | 1 | 0 |
| Les Lear | 1 | 0 | 0.0 | 0 | 0 |
| **Rams** | **23** | **376** | **16.3** | **85** | **1** |
| **Opponents** | **24** | **386** | **16.1** | **n/a** | **0** |

| Punting | No. | Yards | Avg. | Long | Blk. |
|---|---|---|---|---|---|
| Bob Waterfield | 39 | 1,743 | 44.6 | 65 | 0 |
| Jim Hardy | 5 | 209 | 41.8 | 47 | 0 |
| Jack Banta | 1 | 44 | 44.0 | 44 | 0 |
| **Rams** | **45** | **1,996** | **44.4** | **65** | **0** |
| **Opponents** | **51** | **2,060** | **40.4** | **n/a** | **n/a** |

| Punt Returns | No. | Yards | Avg. | Long | TD |
|---|---|---|---|---|---|
| Fred Gehrke | 8 | 59 | 7.3 | 20 | 0 |
| Jack Wilson | 5 | 99 | 19.8 | 70 | 0 |
| Tom Harmon | 5 | 57 | 11.4 | 21 | 0 |
| Tom Farmer | 4 | 40 | 10.0 | 13 | 0 |
| Jack Banta | 2 | 26 | 13.0 | 24 | 0 |
| Bob Waterfield | 1 | 12 | 12.0 | 12 | 0 |
| Ralph Ruthstrom | 1 | 2 | 2.0 | 2 | 0 |
| **Rams** | **26** | **295** | **11.3** | **70** | **0** |
| **Opponents** | **27** | **350** | **12.9** | **n/a** | **0** |

| Kickoff Returns | No. | Yards | Avg. | Long | TD |
|---|---|---|---|---|---|
| Fred Gehrke | 8 | 186 | 23.2 | 28 | 0 |
| Jack Wilson | 6 | 145 | 24.1 | 68 | 0 |
| Jack Banta | 8 | 142 | 17.7 | 33 | 0 |
| Tom Harmon | 6 | 134 | 22.3 | 31 | 0 |
| Tom Farmer | 4 | 129 | 32.2 | 92 | 0 |
| Pat West | 4 | 49 | 12.3 | 19 | 0 |
| Kenny Washington | 2 | 39 | 19.5 | 24 | 0 |
| Bob Shaw | 1 | 52 | 52.0 | 52 | 1 |
| Steve Sucic | 1 | 20 | 20.0 | 20 | 0 |
| Mike Holovak | 1 | 18 | 18.0 | 18 | 0 |
| Red Hickey | 1 | 14 | 14.0 | 14 | 0 |
| Woody Strode | 1 | 6 | 6.0 | 6 | 0 |
| **Rams** | **43** | **887** | **20.6** | **92** | **1** |
| **Opponents** | **52** | **1,301** | **25.0** | **n/a** | **1** |

| Passing | Att. | Comp. | Yards | Pct. | Yards/Att. | TD | TD% | Int. | Int% | Long | Rating |
|---|---|---|---|---|---|---|---|---|---|---|---|
| Bob Waterfield | 251 | 127 | 1,747 | 50.5 | 6.96 | 18 | 7.2 | 17 | 6.8 | 57 | 68.9 |
| Jim Hardy | 64 | 24 | 285 | 37.5 | 4.45 | 2 | 3.1 | 7 | 10.9 | 60 | 22.7 |
| Fred Gehrke | 1 | 1 | 29 | 100.0 | 29.00 | 0 | 0.0 | 0 | 0.0 | 29 | 118.8 |
| Kenny Washington | 8 | 1 | 19 | 12.5 | 2.38 | 0 | 0.0 | 0 | 0.0 | 19 | 39.6 |
| Tom Farmer | 2 | 0 | 0 | 0.0 | 0.00 | 0 | 0.0 | 0 | 0.0 | 0 | 39.6 |
| **Rams** | **326** | **153** | **2,080** | **46.9** | **6.38** | **20** | **6.1** | **24** | **7.4** | **60** | **57.6** |
| **Opponents** | **265** | **112** | **2,154** | **42.3** | **8.13** | **21** | **7.9** | **23** | **8.7** | **n/a** | **61.4** |

# 1945 (9-1) 1st, Western Conf - Adam Walsh

| Date | W/L | Score | Opponent | Attend. |
|---|---|---|---|---|
| 9/30 | W | 21-0 | Chicago Cardinals | (10,872) |
| 10/7 | W | 17-0 | Chicago Bears | (19,580) |
| 10/14 | W | 27-14 | at Green Bay | (24,607) |
| 10/21 | W | 41-21 | at Chicago Bears | (28,273) |
| 10/28 | L | 14-28 | at Philadelphia | (38,149) |
| 11/4 | W | 21-17 | at New York | (46,219) |
| 11/11 | W | 20-7 | Green Bay | (28,686) |
| 11/18 | W | 35-21 | at Chicago Cardinals | (18,000) |
| 11/22 | W | 38-21 | at Detroit | (40,017) |
| 12/2 | W | 20-7 | Boston | (18,470) |
| **12/16** | **W** | **15-14** | **Washington*** | **(32,178)** |
| Total Attendance | | | | (305,051) |

*** NFL Championship**

| | Rams | OPP |
|---|---|---|
| **First Downs** | **137** | **129** |
| Rushing | 68 | 67 |
| Passing | 60 | 51 |
| Penalty | 9 | 11 |
| **Total Yards** | **3,546** | **2,520** |
| Avg./Game | 354.6 | 252.0 |
| Total Plays | 621 | 658 |
| Avg./Play | 5.7 | 3.8 |
| **Net Yards Rushing** | **1,714** | **1,026** |
| Avg./Game | 171.4 | 102.6 |
| Total Rushes | 372 | 349 |
| **Gross Yards Passing** | **1,767** | **1,463** |
| Avg./Game | 176.7 | 146.3 |
| Att-Comp-Int | 199-99-20 | 253-99-28 |
| Comp. % | 49.7 | 39.1 |
| **Punts/Avg.** | **47-40.1** | **52-36.4** |
| **Penalties/Yards** | **67-593** | **43-391** |
| **Fumbles/ Ball Lost** | **34-18** | **31-15** |
| **Touchdowns** | **35** | **19** |
| Rushing | 19 | 10 |
| Passing | 16 | 9 |
| Returns | 0 | 0 |

| Scoring | TD | Ru | Pa | Rt | PAT | FG | S | Pts. |
|---|---|---|---|---|---|---|---|---|
| Bob Waterfield | 5 | 5 | 0 | 0 | 31-35 | 1-3 | 0 | 64 |
| Jim Benton | 8 | 0 | 8 | 0 | 0-0 | 0-0 | 0 | 48 |
| Fred Gehrke | 8 | 7 | 1 | 0 | 0-0 | 0-0 | 0 | 48 |
| Tom Colella | 4 | 2 | 2 | 0 | 0-0 | 0-0 | 0 | 24 |
| Don Greenwood | 4 | 4 | 0 | 0 | 0-0 | 0-0 | 0 | 24 |
| Steve Pritko | 4 | 0 | 4 | 0 | 0-0 | 0-0 | 0 | 24 |
| Jim Gillette | 1 | 1 | 0 | 0 | 0-0 | 0-0 | 0 | 6 |
| Harvey Jones | 1 | 0 | 1 | 0 | 0-0 | 0-0 | 0 | 6 |
| **Rams** | **35** | **19** | **16** | **0** | **31-35** | **1-3** | **0** | **224** |
| **Opponents** | **19** | **10** | **9** | **0** | **19-19** | **1-4** | **0** | **136** |

| Rushing | No. | Yards | Avg. | Long | TD |
|---|---|---|---|---|---|
| Fred Gehrke | 74 | 467 | 6.3 | 72t | 7 |
| Jim Gillette | 63 | 390 | 6.1 | 52 | 1 |
| Don Greenwood | 101 | 376 | 3.7 | 35 | 4 |
| Tom Colella | 46 | 224 | 4.8 | 30 | 2 |
| George Koch | 12 | 101 | 8.4 | 32 | 0 |
| Ralph Ruthstrom | 10 | 74 | 7.4 | 34 | 0 |
| Pat West | 19 | 45 | 2.3 | 9 | 0 |
| Bob Waterfield | 18 | 18 | 1.0 | 16t | 5 |
| Harvey Jones | 8 | 15 | 1.8 | 5 | 0 |
| Walkt Zirinsky | 3 | 3 | 1.0 | 2 | 0 |
| Jim Worden | 4 | 3 | 0.8 | 7 | 0 |
| Jack Jacobs | 2 | 0 | 0.0 | 0 | 0 |
| Albie Reisz | 12 | -2 | -0.1 | 16 | 0 |
| **Rams** | **372** | **1,714** | **4.6** | **72t** | **19** |
| **Opponents** | **349** | **1,026** | **2.9** | **n/a** | **10** |

| Receiving | No. | Yards | Avg. | Long | TD |
|---|---|---|---|---|---|
| Jim Benton | 45 | 1,067 | 23.7 | 84t | 8 |
| Steve Pritko | 19 | 255 | 13.4 | 35 | 4 |
| Fred Gehrke | 8 | 90 | 11.2 | 23 | 1 |
| Tom Colella | 7 | 64 | 9.1 | 20 | 2 |
| Jim Gillette | 6 | 48 | 8.0 | 15 | 0 |
| Red Hickey | 4 | 76 | 19.0 | 33 | 0 |
| Ray Hamilton | 4 | 50 | 12.5 | 14 | 0 |
| Don Greenwood | 3 | 72 | 24.0 | 42 | 0 |
| Harvey Jones | 2 | 36 | 18.0 | 44t | 1 |
| Albie Reisz | 1 | 11 | 11.0 | 11 | 0 |
| Pat West | 1 | -2 | -2.0 | -2 | 0 |
| **Rams** | **99** | **1,767** | **17.8** | **84t** | **16** |
| **Opponents** | **99** | **1,463** | **14.8** | **n/a** | **9** |

| Interceptions | No. | Yards | Avg. | Long | TD |
|---|---|---|---|---|---|
| Bob Waterfield | 6 | 92 | 15.3 | 29 | 0 |
| Mike Scarry | 4 | 32 | 8.0 | 18 | 0 |
| Fred Gehrke | 4 | 16 | 4.0 | 14 | 0 |
| Jim Gillette | 4 | 8 | 2.0 | 4 | 0 |
| Harvey Jones | 2 | 73 | 36.5 | 53 | 0 |
| Albie Reisz | 2 | 55 | 27.5 | 55 | 0 |
| Riley Matheson | 2 | 49 | 24.5 | 45 | 0 |
| Ralph Ruthstrom | 1 | 46 | 46.0 | 46 | 0 |
| Roger Harding | 1 | 16 | 16.0 | 16 | 0 |
| Sonny Liles | 1 | 6 | 6.0 | 6 | 0 |
| Joe Winkler | 1 | 5 | 5.0 | 5 | 0 |
| **Rams** | **28** | **398** | **14.2** | **55** | **0** |
| **Opponents** | **20** | **353** | **17.7** | **n/a** | **0** |

| Punting | No. | Yards | Avg. | Long | Blk. |
|---|---|---|---|---|---|
| Bob Waterfield | 39 | 1,601 | 40.7 | 68 | 1 |
| Albie Reisz | 7 | 241 | 34.4 | 51 | 0 |
| Jack Jacobs | 1 | 43 | 43.0 | 43 | 0 |
| **Rams** | **47** | **1,885** | **40.1** | **68** | **1** |
| **Opponents** | **52** | **1,893** | **36.4** | **n/a** | **n/a** |

| Punt Returns | No. | Yards | Avg. | Long | TD |
|---|---|---|---|---|---|
| Fred Gehrke | 8 | 120 | 15.0 | 49 | 0 |
| Albie Reisz | 8 | 78 | 9.7 | 15 | 0 |
| Jim Gillette | 7 | 53 | 7.5 | 20 | 0 |
| Ralph Ruthstrom | 3 | 47 | 15.7 | 23 | 0 |
| Bob Waterfield | 2 | 34 | 17.0 | 18 | 0 |
| Tom Colella | 1 | 10 | 10.0 | 10 | 0 |
| Jack Jacobs | 1 | 6 | 6.0 | 6 | 0 |
| Riley Matheson | 1 | 5 | 5.0 | 5 | 0 |
| **Rams** | **31** | **353** | **11.3** | **49** | **0** |
| **Opponents** | **28** | **333** | **11.9** | **n/a** | **0** |

| Kickoff Returns | No. | Yards | Avg. | Long | TD |
|---|---|---|---|---|---|
| Fred Gehrke | 9 | 173 | 19.2 | 30 | 0 |
| Don Greenwood | 5 | 106 | 21.2 | 30 | 0 |
| Jim Gillette | 4 | 66 | 16.5 | 20 | 0 |
| Tom Colella | 3 | 79 | 29.7 | 30 | 0 |
| Jim Benton | 3 | 16 | 5.3 | 10 | 0 |
| George Koch | 1 | 7 | 7.0 | 7 | 0 |
| Bob Shaw | 1 | 1 | 1.0 | 1 | 0 |
| **Rams** | **26** | **438** | **16.8** | **30** | **0** |
| **Opponents** | **45** | **923** | **20.5** | **n/a** | **0** |

| Passing | Att. | Comp. | Yards | Pct. | Yards/Att. | TD | TD% | Int. | Int% | Long | Rating |
|---|---|---|---|---|---|---|---|---|---|---|---|
| Bob Waterfield | 171 | 88 | 1,609 | 51.4 | 9.41 | 14 | 8.2 | 16 | 9.4 | 84t | 72.5 |
| Bill Reisz | 21 | 8 | 146 | 38.0 | 6.95 | 1 | 4.8 | 3 | 14.3 | 44t | 39.1 |
| Jack Jacobs | 5 | 3 | 12 | 60.0 | 2.40 | 0 | 0.0 | 0 | 0.0 | 11 | 64.6 |
| Tom Colella | 1 | 0 | 0 | 0.0 | 0.00 | 0 | 0.0 | 0 | 0.0 | 0 | 39.6 |
| Joe Nemeth | 1 | 0 | 0 | 0.0 | 0.00 | 0 | 0.0 | 0 | 0.0 | 0 | 39.6 |
| **Rams** | **199** | **99** | **1,767** | **49.7** | **8.88** | **16** | **8.0** | **20** | **10.1** | **84t** | **67.8** |
| **Opponents** | **253** | **99** | **1,463** | **39.1** | **5.78** | **9** | **3.6** | **28** | **11.1** | **n/a** | **31.1** |

# 1944 (4-6) 4th, Western Div. - Aldo (Buff) Donnelli

| Date | W/L | Score | Opponent | Attend. |
|---|---|---|---|---|
| 9/24 | W | 30-28 | at Card.-Pitt. (Pitt.) | (20,698) |
| 10/8 | W | 19-7 | Chicago Bears | (15,750) |
| 10/15 | W | 20-17 | at Detroit | (21,115) |
| 10/22 | L | 21-30 | at Green Bay | (18,780) |
| 10/29 | L | 21-28 | at Chicago Bears | (23,644) |
| 11/5 | L | 10-14 | at Washington | (35,540) |
| 11/12 | L | 7-42 | Green Bay | (17,166) |
| 11/19 | W | 33-6 | at Card.-Pitt. (Chi.) | (2,910) |
| 11/26 | L | 14-26 | Detroit | (7,462) |
| 12/10 | L | 13-26 | at Philadelphia | (24,123) |
| Total Attendance | | | | (305,051) |

| | Rams | OPP |
|---|---|---|
| **First Downs** | **104** | **116** |
| Rushing | 51 | 69 |
| Passing | 43 | 41 |
| Penalty | 10 | 6 |
| **Total Yards** | **2,388** | **2,887** |
| Avg./Game | 238.8 | 288.7 |
| Total Plays | 630 | 641 |
| Avg./Play | 3.8 | 4.5 |
| **Net Yards Rushing** | **1,141** | **1,412** |
| Avg./Game | 114.1 | 141.2 |
| Total Rushes | 358 | 387 |
| **Gross Yards Passing** | **1,261** | **1,434** |
| Avg./Game | 126.1 | 143.4 |
| Att-Comp-Int | 208-85-26 | 206-87-27 |
| Comp. % | 40.9 | 42.3 |
| **Punts/Avg.** | **57-38.7** | **55-38.5** |
| **Penalties/Yards** | **64-441** | **77-627** |
| **Fumbles/ Ball Lost** | **28-15** | **27-10** |
| **Touchdowns** | **26** | **32** |
| Rushing | 13 | 16 |
| Passing | 13 | 16 |
| Returns | 0 | 0 |

| Scoring | TD | Ru | Pa | Rt | PAT | FG | S | Pts. |
|---|---|---|---|---|---|---|---|---|
| Lou Zontini | 4 | 3 | 1 | 0 | 14-16 | 3-6 | 0 | 47 |
| Jim Benton | 7 | 1 | 6 | 0 | 0-0 | 0-0 | 0 | 42 |
| Tom Colella | 3 | 2 | 1 | 0 | 0-0 | 1-1 | 0 | 21 |
| Steve Pritko | 3 | 0 | 3 | 0 | 0-0 | 0-0 | 0 | 18 |
| Jim Gillette | 2 | 2 | 0 | 0 | 0-0 | 0-0 | 0 | 12 |
| Albie Reisz | 2 | 2 | 0 | 0 | 0-0 | 0-0 | 0 | 12 |
| Pat West | 1 | 1 | 0 | 0 | 6-8 | 0-0 | 0 | 12 |
| Ray Hamilton | 1 | 0 | 1 | 0 | 0-0 | 0-0 | 0 | 6 |
| Harvey Jones | 1 | 1 | 0 | 0 | 0-0 | 0-0 | 0 | 6 |
| Mike Kabealo | 1 | 1 | 0 | 0 | 0-0 | 0-0 | 0 | 6 |
| John Petchel | 1 | 0 | 1 | 0 | 0-0 | 0-0 | 0 | 6 |
| **Rams** | **26** | **13** | **13** | **0** | **20-26** | **4-7** | **0** | **188** |
| **Opponents** | **32** | **16** | **16** | **0** | **27-32** | **1-3** | **0** | **224** |

| Rushing | No. | Yards | Avg. | Long | TD |
|---|---|---|---|---|---|
| Pat West | 66 | 220 | 3.3 | 31 | 0 |
| Tom Colella | 53 | 208 | 4.0 | 75 | 2 |
| Mike Kabealo | 47 | 152 | 3.2 | 11 | 1 |
| Albie Reisz | 69 | 134 | 1.9 | 46 | 2 |
| Harvey Jones | 38 | 133 | 3.5 | 36 | 1 |
| Jim Gillette | 26 | 131 | 5.0 | 58 | 2 |
| Lou Zontini | 33 | 105 | 3.1 | 16 | 3 |
| Roy Huggins | 12 | 41 | 3.5 | 15 | 0 |
| John Petchel | 5 | 11 | 2.2 | 6 | 0 |
| Dave Bernard | 1 | 6 | 6.0 | 6 | 0 |
| Stan Skoczen | 1 | 0 | 0.0 | 0 | 0 |
| John Karrs | 7 | 0 | 0.0 | 3 | 0 |
| **Rams** | **358** | **1,141** | **3.2** | **75** | **13** |
| **Opponents** | **387** | **1,412** | **3.6** | **n/a** | **16** |

| Receiving | No. | Yards | Avg. | Long | TD |
|---|---|---|---|---|---|
| Dave Benton | 39 | 505 | 12.9 | 36 | 6 |
| Steve Pritko | 18 | 296 | 16.4 | 53 | 3 |
| Pat West | 9 | 64 | 7.1 | 18 | 0 |
| Harvey Jones | 6 | 59 | 9.8 | 19 | 0 |
| Ray Hamilton | 3 | 113 | 37.6 | 70 | 1 |
| Lou Zontini | 3 | 88 | 29.3 | 53 | 1 |
| Tom Colella | 2 | 64 | 32.0 | 54 | 1 |
| Mike Kabealo | 2 | 20 | 10.0 | 12 | 0 |
| John Petchel | 1 | 43 | 43.0 | 43 | 1 |
| Jake Fawcett | 1 | 9 | 9.0 | 9 | 0 |
| Roy Huggins | 1 | 0 | 0.0 | 0 | 0 |
| **Rams** | **85** | **1,261** | **14.8** | **70** | **13** |
| **Opponents** | **87** | **1,434** | **16.5** | **n/a** | **16** |

| Interceptions | No. | Yards | Avg. | Long | TD |
|---|---|---|---|---|---|
| Tom Colella | 4 | 53 | 13.3 | 19 | 0 |
| Albie Reisz | 3 | 72 | 24.0 | 25 | 0 |
| Harvey Jones | 3 | 71 | 23.6 | 32 | 0 |
| Jim Gillette | 3 | 29 | 9.6 | 15 | 0 |
| Riley Matheson | 3 | 12 | 4.0 | 6 | 0 |
| Lou Zontini | 2 | 14 | 7.0 | 10 | 0 |
| Mike Kabealo | 2 | 9 | 4.5 | 9 | 0 |
| Pat West | 2 | 5 | 2.5 | 3 | 0 |
| John Petchel | 1 | 25 | 25.0 | 25 | 0 |
| Bill Rieth | 1 | 12 | 12.0 | 12 | 0 |
| Mike Scarry | 1 | 5 | 5.0 | 5 | 0 |
| Steve Pritko | 1 | 3 | 3.0 | 3 | 0 |
| Tom Corbo | 1 | 0 | 0.0 | 3 | 0 |
| **Rams** | **27** | **310** | **11.5** | **32** | **0** |
| **Opponents** | **26** | **289** | **11.1** | **n/a** | **0** |

| Punting | No. | Yards | Avg. | Long | Blk. |
|---|---|---|---|---|---|
| Albie Reisz | 24 | 960 | 40.0 | 66 | 0 |
| Tom Colella | 33 | 1,236 | 37.8 | 63 | 0 |
| **Rams** | **57** | **2,206** | **38.4** | **66** | **0** |
| **Opponents** | **55** | **1,969** | **35.8** | **n/a** | **n/a** |

| Punt Returns | No. | Yards | Avg. | Long | TD |
|---|---|---|---|---|---|
| Mike Kabealo | 7 | 64 | 9.1 | 16 | 0 |
| Harvey Jones | 6 | 66 | 11.0 | 18 | 0 |
| Albie Reisz | 5 | 68 | 13.6 | 21 | 0 |
| Tom Colella | 4 | 65 | 16.5 | 29 | 0 |
| Lou Zontini | 4 | 47 | 11.7 | 14 | 0 |
| Jim Gillette | 1 | 16 | 16.0 | 16 | 0 |
| Pat West | 1 | 0 | 0.0 | 0 | 0 |
| **Rams** | **28** | **326** | **11.6** | **29** | **0** |
| **Opponents** | **24** | **291** | **12.1** | **n/a** | **0** |

| Kickoff Returns | No. | Yards | Avg. | Long | TD |
|---|---|---|---|---|---|
| Albie Reisz | 12 | 285 | 23.7 | 44 | 0 |
| Tom Colella | 10 | 241 | 24.1 | 41 | 0 |
| Mike Kabealo | 4 | 126 | 31.5 | 51 | 0 |
| Jim Gillette | 4 | 115 | 28.8 | 38 | 0 |
| Lou Zontini | 3 | 66 | 22.0 | 34 | 0 |
| Jim Benton | 2 | 4 | 2.0 | 3 | 0 |
| Jake Fawcett | 2 | 2 | 1.0 | 2 | 0 |
| Harvey Jones | 1 | 33 | 33.0 | 33 | 0 |
| Norm Olsen | 1 | 19 | 19.0 | 19 | 0 |
| John Petchel | 1 | 17 | 17.0 | 17 | 0 |
| Pat West | 1 | 15 | 15.0 | 15 | 0 |
| Unknown | 2 | 41 | 21.0 | n/a | 0 |
| **Rams** | **43** | **965** | **22.4** | **51** | **0** |
| **Opponents** | **36** | **871** | **24.2** | **n/a** | **0** |

| Passing | Att. | Comp. | Yards | Pct. | Yards/Att. | TD | TD% | Int. | Int% | Long | Rating |
|---|---|---|---|---|---|---|---|---|---|---|---|
| Albie Reisz | 113 | 49 | 777 | 43.4 | 6.88 | 8 | 7.1 | 10 | 8.8 | 70 | 53.6 |
| Tom Colella | 76 | 27 | 336 | 35.5 | 4.42 | 4 | 5.3 | 10 | 13.2 | 25 | 28.1 |
| John Karrs | 10 | 4 | 49 | 40.0 | 4.90 | 0 | 0.0 | 4 | 40.0 | 23 | 16.3 |
| Lou Zontini | 2 | 2 | 18 | 100.0 | 9.00 | 0 | 0.0 | 0 | 0.0 | 0 | 104.2 |
| Mike Kabealo | 1 | 1 | 54 | 100.0 | 54.00 | 1 | 100.0 | 0 | 0.0 | 0 | 158.3 |
| Dave Bernard | 4 | 0 | 0 | 0.0 | 0.00 | 0 | 0.0 | 2 | 50.0 | 0 | 0.0 |
| **Rams** | **208** | **85** | **1,261** | **40.9** | **6.06** | **13** | **6.3** | **26** | **12.5** | **70** | **42.6** |
| **Opponents** | **206** | **87** | **1,434** | **42.3** | **6.96** | **16** | **7.8** | **27** | **13.1** | **n/a** | **52.6** |

# 1942 (5-6) 3rd, Western Div. - Earl (Dutch) Clark

| Date | W/L | Score | Opponent | Attend. |
|---|---|---|---|---|
| 9/13 | L | 0-7 | Chicago Cards (Buffalo) | (18,698) |
| 9/20 | W | 24-14 | Philadelphia | (6,434) |
| 9/27 | W | 14-0 | at Detroit | (14,646) |
| 10/4 | L | 7-21 | Chicago Bears | (17,161) |
| 10/11 | L | 14-33 | at Washington | (6,329) |
| 10/18 | L | 28-45 | at Green Bay | (16,473) |
| 10/25 | W | 7-3 | Chicago Cardinals | (33,250) |
| 11/1 | W | 17-0 | at Brooklyn | (12,000) |
| 11/8 | L | 12-30 | Green Bay | (7,896) |
| 11/15 | W | 27-7 | Detroit | (4,029) |
| 11/29 | L | 0-47 | at Chicago Bears | (13,195) |
| Total Attendance | | | | (150,111) |

| | Rams | OPP |
|---|---|---|
| **First Downs** | **103** | **165** |
| Rushing | 36 | 92 |
| Passing | 60 | 60 |
| Penalty | 7 | 13 |
| **Total Yards** | **2,413** | **3,544** |
| Avg./Game | 219.4 | 322.2 |
| Total Plays | 646 | 790 |
| Avg./Play | 3.7 | 4.5 |
| **Net Yards Rushing** | **875** | **1,744** |
| Avg./Game | 79.5 | 158.5 |
| Total Rushes | 310 | 463 |
| **Gross Yards Passing** | **1,537** | **1,745** |
| Avg./Game | 139.7 | 158.6 |
| Att-Comp-Int | 249-109-27 | 262-125-23 |
| Comp. % | 42.1 | 47.7 |
| **Punts/Avg.** | **77-40.3** | **56-40.6** |
| **Penalties/Yards** | **45-315** | **46-387** |
| **Fumbles/ Ball Lost** | **20-8** | **21-11** |
| **Touchdowns** | **20** | **28** |
| Rushing | 5 | 11 |
| Passing | 13 | 17 |
| Returns | 2 | 0 |

| Scoring | TD | Ru | Pa | Rt | PAT | FG | S | Pts. |
|---|---|---|---|---|---|---|---|---|
| Dante Magnani | 5 | 1 | 4 | 0 | 0-0 | 0-0 | 0 | 30 |
| Chet Adams | 0 | 0 | 0 | 0 | 14-15 | 3-6 | 0 | 23 |
| Ben Hightower | 3 | 0 | 3 | 0 | 0-0 | 0-0 | 0 | 18 |
| Bill Lazetich | 2 | 1 | 1 | 0 | 0-0 | 0-0 | 0 | 12 |
| George Platukis | 2 | 0 | 1 | 1 | 0-0 | 0-0 | 0 | 12 |
| Gaylon Smith | 2 | 2 | 0 | 0 | 0-0 | 0-0 | 0 | 12 |
| Johnny Wilson | 2 | 0 | 1 | 1 | 0-0 | 0-0 | 0 | 12 |
| Jim Benton | 1 | 0 | 1 | 0 | 0-0 | 0-0 | 0 | 6 |
| Jack Boone | 1 | 0 | 1 | 0 | 0-0 | 0-0 | 0 | 6 |
| Parker Hall | 1 | 1 | 0 | 0 | 0-0 | 0-0 | 0 | 6 |
| Len Janiak | 1 | 0 | 1 | 0 | 0-0 | 0-0 | 0 | 6 |
| Boyd Clay | 0 | 0 | 0 | 0 | 4-4 | 0-0 | 0 | 4 |
| Joe Pasqua | 0 | 0 | 0 | 0 | 1-1 | 0-0 | 0 | 1 |
| **Rams** | **20** | **5** | **13** | **2** | **19-20** | **3-6** | **1** | **150** |
| **Opponents** | **28** | **11** | **17** | **0** | **n/a** | **n/a** | **1** | **207** |

| Rushing | No. | Yards | Avg. | Long | TD |
|---|---|---|---|---|---|
| Dante Magnani | 59 | 344 | 5.8 | 71 | 1 |
| Gaylon Smith | 83 | 332 | 4.0 | 50 | 2 |
| Len Janiak | 34 | 108 | 3.2 | 20 | 0 |
| Jack Jacobs | 32 | 91 | 2.8 | 13 | 0 |
| George Morris | 22 | 65 | 2.9 | 28 | 0 |
| Corby Davis | 28 | 55 | 1.9 | 12 | 0 |
| Bill Lazetich | 3 | 19 | 6.3 | 18 | 1 |
| Dutch Elston | 1 | 15 | 15.0 | 15 | 0 |
| Jack Boone | 3 | -1 | -0.3 | 3 | 0 |
| John Petchel | 1 | -2 | -2.0 | 0 | 0 |
| Parker Hall | 41 | -3 | -0.7 | 17 | 1 |
| **Rams** | **310** | **875** | **2.8** | **71** | **6** |
| **Opponents** | **463** | **1,744** | **3.8** | **n/a** | **11** |

| Receiving | No. | Yards | Avg. | Long | TD |
|---|---|---|---|---|---|
| Dante Magnani | 24 | 276 | 11.5 | 67 | 4 |
| Jim Benton | 23 | 345 | 15.0 | 45 | 1 |
| Ben Hightower | 19 | 317 | 16.7 | 59 | 3 |
| Johnny Wilson | 6 | 113 | 18.8 | 45 | 1 |
| Joe Gibson | 6 | 79 | 13.2 | 19 | 0 |
| Bill Lazetich | 6 | 65 | 10.8 | 49 | 1 |
| Len Janiak | 6 | 51 | 8.6 | 19 | 1 |
| George Platukas | 5 | 64 | 12.5 | 22 | 1 |
| Dutch Elston | 4 | 58 | 14.5 | 18 | 0 |
| Gaylon Smith | 3 | 66 | 22.0 | 33 | 0 |
| Jack Boone | 2 | 58 | 29.0 | 43 | 1 |
| Corby Davis | 2 | 18 | 9.0 | 14 | 0 |
| Warren Plunkett | 2 | 16 | 8.0 | 18 | 0 |
| John Petchel | 1 | 16 | 16.0 | 16 | 0 |
| **Rams** | **109** | **1,537** | **14.1** | **67** | **13** |
| **Opponents** | **125** | **1,745** | **14.0** | **n/a** | **17** |

| Interceptions | No. | Yards | Avg. | Long | TD |
|---|---|---|---|---|---|
| Jack Jacobs | 4 | 22 | 5.5 | 22 | 0 |
| Gaylon Smith | 4 | 20 | 5.0 | 12 | 0 |
| Parker Hall | 3 | 60 | 20.0 | 25 | 0 |
| Bill Conkright | 2 | 10 | 5.0 | 9 | 0 |
| George Morris | 2 | 7 | 3.5 | 4 | 0 |
| Hank Rockwell | 1 | 58 | 58.0 | 58 | 0 |
| Roy Stuart | 1 | 25 | 25.0 | 25 | 0 |
| Larry Brahm | 1 | 15 | 15.0 | 15 | 0 |
| Riley Matheson | 1 | 13 | 13.0 | 13 | 0 |
| George Platukas | 1 | 12 | 12.0 | 12 | 0 |
| Wilfred Thorpe | 1 | 5 | 5.0 | 5 | 0 |
| Jack Boone | 1 | 4 | 4.0 | 4 | 0 |
| Corby Davis | 1 | 3 | 3.0 | 3 | 0 |
| **Rams** | **23** | **255** | **11.1** | **58** | **0** |
| **Opponents** | **27** | **310** | **11.5** | **n/a** | **0** |

| Punting | No. | Yds. | Avg. | Long |
|---|---|---|---|---|
| Jack Jacobs | 33 | 1,396 | 42.3 | 66 |
| Parker Hall | 36 | 1,397 | 38.8 | 67 |
| Corby Davis | 7 | 275 | 39.3 | 49 |
| Bosh Pritchard | 1 | 35 | 35.0 | 35 |
| **Rams** | **77** | **3,103** | **40.3** | **67** |
| **Opponents** | **56** | **2,274** | **40.6** | **n/a** |

| Punt Returns | No. | Yards | Avg. | Long | TD |
|---|---|---|---|---|---|
| Parker Hall | 12 | 148 | 12.3 | 32 | 0 |
| Jack Jacobs | 8 | 63 | 7.9 | 16 | 0 |
| George Smith | 6 | 62 | 10.3 | 21 | 0 |
| Dante Magnani | 2 | 27 | 13.5 | 25 | 0 |
| Jack Boone | 1 | 5 | 5.0 | 5 | 0 |
| George Morris | 1 | 2 | 2.0 | 2 | 0 |
| **Rams** | **30** | **307** | **10.2** | **32** | **0** |
| **Opponents** | **40** | **524** | **13.1** | **n/a** | **0** |

| Kickoff Returns | No. | Yards | Avg. | Long | TD |
|---|---|---|---|---|---|
| Dante Magnani | 11 | 250 | 22.7 | 37 | 0 |
| Parker Hall | 10 | 155 | 15.5 | 22 | 0 |
| George Smith | 6 | 109 | 18.1 | 25 | 0 |
| Jack Jacobs | 4 | 83 | 20.7 | 25 | 0 |
| Dutch Elston | 2 | 46 | 23.0 | 24 | 0 |
| John Petchel | 2 | 26 | 13.0 | 14 | 0 |
| Bill Lazetich | 1 | 27 | 27.0 | 27 | 0 |
| Bosh Pritchard | 1 | 24 | 24.0 | 24 | 0 |
| George Morris | 1 | 15 | 15.0 | 15 | 0 |
| Warren Plunkett | 1 | 4 | 4.0 | 4 | 0 |
| **Rams** | **39** | **739** | **18.9** | **37** | **0** |
| **Opponents** | **27** | **545** | **20.2** | **n/a** | **0** |

| Passing | Att. | Comp. | Yards | Pct. | Yards/Att. | TD | TD% | Int. | Int% | Long | Rating |
|---|---|---|---|---|---|---|---|---|---|---|---|
| Parker Hall | 140 | 62 | 815 | 44.3 | 5.82 | 7 | 5.0 | 19 | 13.6 | 59 | 40.3 |
| Jack Jacobs | 93 | 43 | 640 | 46.2 | 6.88 | 6 | 6.5 | 6 | 6.5 | 67 | 63.9 |
| Gaylon Smith | 12 | 2 | 19 | 16.7 | 1.58 | 0 | 0.0 | 1 | 4.9 | 19 | 4.9 |
| Len Janiak | 1 | 1 | 11 | 100.0 | 11.00 | 0 | 0.0 | 0 | 0.0 | 11 | 112.5 |
| Corby Davis | 2 | 1 | 22 | 50.0 | 11.00 | 0 | 0.0 | 1 | 50.0 | 22 | 50.0 |
| Dante Magnani | 1 | 0 | 0 | 0.0 | 0.00 | 0 | 0.0 | 0 | 0.0 | 0 | 39.6 |
| **Rams** | **249** | **109** | **1,537** | **42.1** | **6.17** | **13** | **5.2** | **27** | **10.8** | **67** | **42.1** |
| **Opponents** | **262** | **125** | **1,745** | **47.7** | **6.66** | **17** | **6.5** | **23** | **8.8** | **n/a** | **54.6** |

# 1941 (2-9) 5th, Western Div. - Earl (Dutch) Clark

| Date | W/L | Score | Opponent | Attend. |
|---|---|---|---|---|
| 9/7 | W | 17-14 | Pittsburgh (Akron) | (23,720) |
| 9/16 | W | 10-6 | at Chicago Cardinals | (15,000) |
| 9/21 | L | 7-24 | at Green Bay | (20,000) |
| 10/5 | L | 21-48 | Chicago Bears | (23,850) |
| 10/12 | L | 7-17 | at Detroit | (26,841) |
| 10/19 | L | 14-17 | Green Bay | (13,086) |
| 10/26 | L | 13-17 | at Washington | (32,820) |
| 11/2 | L | 0-14 | Detroit | (10,554) |
| 11/9 | L | 13-31 | at Chicago Bears | (18,102) |
| 11/16 | L | 14-49 | at New York | (32,740) |
| 11/23 | L | 0-7 | Chicago Cardinals | (5,000) |
| Total Attendance | | | | (221,713) |

| | Rams | OPP |
|---|---|---|
| **First Downs** | **121** | **138** |
| Rushing | 68 | 82 |
| Passing | 44 | 44 |
| Penalty | 9 | 12 |
| **Total Yards** | **2,286** | **2,978** |
| Avg./Game | 207.8 | 270.7 |
| Total Plays | 711 | 710 |
| Avg./Play | 3.2 | 4.2 |
| **Net Yards Rushing** | **951** | **1,553** |
| Avg./Game | 86.5 | 141.2 |
| Total Rushes | 343 | 436 |
| **Gross Yards Passing** | **1,352** | **1,425** |
| Avg./Game | 122.9 | 129.5 |
| Att-Comp-Int | 285-123-35 | 206-90-15 |
| Comp. % | 43.2 | 43.7 |
| **Punts/Avg.** | **79-40.4** | **68-40.1** |
| **Penalties/Yards** | **29-265** | **49-419** |
| **Fumbles/ Ball Lost** | **25-8** | **n/a** |
| **Touchdowns** | **16** | **34** |
| Rushing | 5 | 15 |
| Passing | 10 | 14 |
| Returns | 1 | 5 |

| Scoring | TD | Ru | Pa | Rt | PAT | FG | S | Pts. |
|---|---|---|---|---|---|---|---|---|
| Red Hickey | 4 | 0 | 4 | 0 | 0-0 | 0-0 | 0 | 24 |
| Johnny Drake | 3 | 2 | 1 | 0 | 0-0 | 0-0 | 0 | 18 |
| Chet Adams | 0 | 0 | 0 | 0 | 13-14 | 1-2 | 0 | 16 |
| Parker Hall | 2 | 2 | 0 | 0 | 0-0 | 0-0 | 0 | 12 |
| Dante Magnani | 2 | 1 | 1 | 0 | 0-0 | 0-0 | 0 | 12 |
| Paul McDonough | 2 | 0 | 2 | 0 | 0-0 | 0-0 | 0 | 12 |
| Elwyn Dunstan | 1 | 0 | 0 | 1 | 0-0 | 0-0 | 0 | 6 |
| Maury Patt | 1 | 0 | 1 | 0 | 0-0 | 0-0 | 0 | 6 |
| Johnny Wilson | 1 | 0 | 1 | 0 | 0-0 | 0-0 | 0 | 6 |
| Boyd Clay | 0 | 0 | 0 | 0 | 1-1 | 1-2 | 0 | 4 |
| **Rams** | **16** | **5** | **10** | **2** | **14-16** | **2-4** | **0** | **116** |
| **Opponents** | **34** | **15** | **14** | **5** | **29-34** | **6-15** | **0** | **244** |

| Rushing | No. | Yards | Avg. | Long | TD |
|---|---|---|---|---|---|
| Johnny Drake | 101 | 246 | 2.4 | 15 | 2 |
| Parker Hall | 57 | 232 | 4.0 | 60 | 2 |
| Dante Magnani | 24 | 137 | 5.8 | 29 | 1 |
| Marty Slovak | 46 | 132 | 2.9 | 14 | 0 |
| Corby Davis | 31 | 110 | 3.5 | 18 | 0 |
| George Morris | 24 | 69 | 2.9 | 20 | 0 |
| Gaylon Smith | 11 | 22 | 2.0 | 12 | 0 |
| Len Janiak | 14 | 20 | 1.4 | 12 | 0 |
| Maury Patt | 5 | 16 | 3.2 | 11 | 0 |
| Red Hickey | 7 | 7 | 1.0 | 7 | 0 |
| Tony Gallovich | 1 | 1 | 1.0 | 1 | 0 |
| Rudy Mucha | 1 | 0 | 0.0 | 0 | 0 |
| Owen Goodnight | 21 | -8 | -0.3 | 7 | 0 |
| **Rams** | **343** | **951** | **2.8** | **60** | **5** |
| **Opponents** | **436** | **1,553** | **3.6** | **n/a** | **15** |

| Receiving | No. | Yards | Avg. | Long | TD |
|---|---|---|---|---|---|
| Red Hickey | 21 | 294 | 14.0 | 39 | 4 |
| Maury Patt | 17 | 163 | 9.6 | 25 | 1 |
| Johnny Drake | 16 | 211 | 13.2 | 48 | 1 |
| Paul McDonough | 14 | 198 | 14.1 | 26 | 2 |
| Dante Magnani | 14 | 189 | 13.5 | 61 | 1 |
| Corby Davis | 13 | 64 | 4.9 | 12 | 0 |
| George Morris | 9 | 17 | 1.9 | 6 | 0 |
| Johnny Wilson | 5 | 115 | 23.0 | 57 | 1 |
| Charlie Seabright | 5 | 44 | 8.8 | 14 | 0 |
| Ray Prochaska | 4 | 29 | 7.3 | 11 | 0 |
| Len Janiak | 2 | 5 | 2.5 | 3 | 0 |
| Stan Andersen | 2 | 20 | 10.0 | 12 | 0 |
| Chuck Hanneman | 1 | 11 | 11.0 | 11 | 0 |
| Rudy Mucha | 1 | 3 | 3.0 | 3 | 0 |
| **Rams** | **124** | **1,360** | **11.0** | **61** | **10** |
| **Opponents** | **90** | **1,425** | **15.8** | **n/a** | **14** |

| Interceptions | No. | Yards | Avg. | Long | TD |
|---|---|---|---|---|---|
| Johnny Drake | 2 | 66 | 33.0 | 54 | 0 |
| Owen Goodnight | 2 | 13 | 6.5 | 11 | 0 |
| Dante Magnani | 2 | 6 | 3.0 | 4 | 0 |
| Parker Hall | 2 | 0 | 0.0 | 0 | 0 |
| Len Janiak | 1 | 19 | 19.0 | 19 | 0 |
| Gaylon Smith | 1 | 16 | 16.0 | 16 | 0 |
| Hank Rockwell | 1 | 9 | 9.0 | 9 | 0 |
| Jack Haman | 1 | 6 | 6.0 | 6 | 0 |
| Wilfred Thorpe | 1 | 5 | 5.0 | 5 | 0 |
| Riley Matheson | 1 | 1 | 1.0 | 1 | 0 |
| Bill Conkright | 1 | 0 | 0.0 | 0 | 0 |
| **Rams** | **15** | **141** | **9.4** | **54** | **0** |
| **Opponents** | **35** | **409** | **11.7** | **n/a** | **3** |

| Punting | No. | Yards | Avg. | Long |
|---|---|---|---|---|
| Parker Hall | 49 | 1,965 | 40.1 | 67 |
| Owen Goodnight | 16 | 637 | 39.8 | 74 |
| Rudy Mucha | 11 | 488 | 44.4 | 52 |
| Corby Davis | 2 | 75 | 37.5 | 38 |
| Gaylon Smith | 1 | 23 | 23.0 | 23 |
| **Rams** | **79** | **3,192** | **40.4** | **74** |
| **Opponents** | **68** | **2,727** | **40.1** | **n/a** |

| Punt Returns | No. | Yards | Avg. | Long | TD |
|---|---|---|---|---|---|
| Parker Hall | 13 | 125 | 9.6 | 25 | 0 |
| Dante Magnani | 5 | 54 | 10.8 | 25 | 0 |
| George Morris | 5 | 33 | 6.6 | 10 | 0 |
| Marty Slovak | 4 | 30 | 7.5 | 18 | 0 |
| Owen Goodnight | 2 | 27 | 13.5 | 22 | 0 |
| Elwyn Dunstan | 1 | 35 | 35.0 | 35 | 1 |
| Gaylon Smith | 1 | 33 | 33.0 | 33 | 0 |
| Corby Davis | 1 | 6 | 6.0 | 6 | 0 |
| **Rams** | **32** | **343** | **10.7** | **35** | **1** |
| **Opponents** | **51** | **414** | **8.1** | **n/a** | **1** |

| Kickoff Returns | No. | Yards | Avg. | Long | TD |
|---|---|---|---|---|---|
| **Rams** | **41** | **820** | **20.2** | **n/a** | **0** |
| **Opponents** | **18** | **484** | **26.9** | **n/a** | **1** |

| Passing | Att. | Comp. | Yards | Pct. | Yards/Att. | TD | TD% | Int. | Int% | Long | Rating |
|---|---|---|---|---|---|---|---|---|---|---|---|
| Parker Hall | 190 | 84 | 863 | 44.2 | 4.54 | 7 | 3.7 | 19 | 10.0 | 39 | 30.5 |
| Marty Slovak | 54 | 27 | 287 | 50.0 | 5.32 | 2 | 3.7 | 9 | 16.7 | 48 | 38.7 |
| Owen Goodnight | 36 | 12 | 182 | 33.3 | 5.06 | 1 | 2.8 | 5 | 13.9 | 61 | 12.0 |
| Johnny Drake | 2 | 0 | 0 | 0.0 | 0.00 | 0 | 0.0 | 0 | 0.0 | 0 | 39.6 |
| Gaylon Smith | 2 | 0 | 0 | 0.0 | 0.00 | 0 | 0.0 | 1 | 50.0 | 0 | 0.0 |
| Charlie Seabright | 1 | 0 | 0 | 0.0 | 0.00 | 0 | 0.0 | 1 | 100.0 | 0 | 0.0 |
| **Rams** | **285** | **123** | **1,352** | **43.2** | **4.74** | **10** | **3.5** | **35** | **11.9** | **61** | **29.9** |
| **Opponents** | **206** | **90** | **1,425** | **43.7** | **6.92** | **14** | **6.8** | **15** | **7.3** | **n/a** | **59.6** |

# 1940 (4-6-1) 4th, Western Div. - Earl (Dutch) Clark

| Date | W/L | Score | Opponent | Attend. |
|---|---|---|---|---|
| 9/22 | W | 21-13 | Philadelphia | (15,941) |
| 9/29 | L | 0-6 | at Detroit | (15,347) |
| 10/6 | L | 14-21 | Chicago Bears | (18,998) |
| 10/13 | L | 14-31 | at Green Bay | (16,299) |
| 10/20 | W | 26-14 | Chicago Cardinals | (13,683) |
| 10/27 | L | 7-17 | at Chicago Cardinals | (10,313) |
| 11/3 | W | 14-0 | Detroit | (18,881) |
| 11/10 | W | 13-0 | at New York | (23,614) |
| 11/17 | L | 14-29 | at Brooklyn | (19,212) |
| 11/24 | L | 25-47 | at Chicago Bears | (20,717) |
| 12/1 | T | 13-13 | Green Bay | (16,249) |
| Total Attendance | | | | (189,254) |

| | Rams | OPP |
|---|---|---|
| **First Downs** | **113** | **n/a** |
| Total Yards | 2,724 | 3,102 |
| Avg./Game | 247.6 | 282.0 |
| Total Plays | 615 | n/a |
| Avg./Play | 4.4 | n/a |
| **Net Yards Rushing** | **1,142** | **n/a** |
| Avg./Game | 103.8 | n/a |
| Total Rushes | 368 | n/a |
| **Gross Yards Passing** | **1,582** | **n/a** |
| Avg./Game | 143.8 | n/a |
| Att-Comp-Int | 247-109-25 | 247-99-27 |
| Comp. % | 44.1 | 40.1 |
| **Punts/Avg.** | **77-42.0** | **n/a** |
| **Penalties/Yards** | **n/a-260** | **n/a** |
| **Fumbles/ Ball Lost** | **26-14** | **n/a** |
| **Touchdowns** | **25** | **n/a** |
| Rushing | 11 | n/a |
| Passing | 12 | n/a |
| Returns | 2 | n/a |

| Scoring | TD | Ru | Pa | Rt | PAT | FG | S | Pts. |
|---|---|---|---|---|---|---|---|---|
| Johnny Drake | 9 | 9 | 0 | 0 | 2-5 | 0-1 | 0 | 56 |
| Vic Spadaccini | 3 | 0 | 2 | 1 | 5-7 | 0-0 | 0 | 23 |
| Jim Benton | 3 | 0 | 3 | 0 | 0-0 | 0-0 | 0 | 18 |
| Olie Cordill | 2 | 0 | 2 | 0 | 0-0 | 0-0 | 0 | 12 |
| Chet Adams | 0 | 0 | 0 | 0 | 7-9 | 1-5 | 0 | 10 |
| Parker Hall | 1 | 1 | 0 | 0 | 0-0 | 0-0 | 0 | 6 |
| Jack Haman | 1 | 0 | 0 | 1 | 0-0 | 0-0 | 0 | 6 |
| Dante Magnani | 1 | 0 | 1 | 0 | 0-0 | 0-0 | 0 | 6 |
| Paul McDonough | 1 | 0 | 1 | 0 | 0-0 | 0-0 | 0 | 6 |
| Maury Patt | 1 | 0 | 1 | 0 | 0-0 | 0-0 | 0 | 6 |
| Hank Rockwell | 1 | 0 | 1 | 0 | 0-0 | 0-0 | 0 | 6 |
| Marty Slovak | 1 | 1 | 0 | 0 | 0-0 | 0-0 | 0 | 6 |
| Johnny Wilson | 1 | 0 | 1 | 0 | 0-0 | 0-0 | 0 | 6 |
| Pete Gudauskas | 0 | 0 | 0 | 0 | 1-2 | 0-0 | 0 | 1 |
| Ken Heineman | 0 | 0 | 0 | 0 | 1-2 | 0-0 | 0 | 1 |
| Boyd Clay | 0 | 0 | 0 | 0 | 0-0 | 0-1 | 0 | 0 |
| Len Janiak | 0 | 0 | 0 | 0 | 0-1 | 0-0 | 0 | 0 |
| Team | 0 | 0 | 0 | 0 | 0-0 | 0-0 | 1 | 2 |
| **Rams** | **25** | **11** | **12** | **2** | **16-25** | **1-7** | **1** | **169** |
| **Opponents** | **n/a** | **n/a** | **n/a** | **n/a** | **n/a** | **n/a** | **n/a** | **191** |

| Rushing | No. | Yards | Avg. | Long | TD |
|---|---|---|---|---|---|
| Johnny Drake | 134 | 480 | 3.6 | n/a | 9 |
| Parker Hall | 94 | 365 | 3.7 | n/a | 1 |
| Marty Slovak | 53 | 129 | 2.4 | n/a | 1 |
| Olie Cordill | 24 | 73 | 3.0 | n/a | 0 |
| Len Janiak | 19 | 44 | 2.3 | n/a | 0 |
| Dante Magnani | 7 | 19 | 2.7 | n/a | 0 |
| Gaylon Smith | 19 | 18 | 0.9 | n/a | 0 |
| Paul McDonough | 2 | 5 | 2.5 | n/a | 0 |
| Hank Rockwell | 1 | 5 | 5.0 | 5 | 0 |
| Elwyn Dunstan | 1 | 4 | 4.0 | 4 | 0 |
| Mike Rodack | 1 | 4 | 4.0 | 4 | 0 |
| Jim Gillette | 1 | 1 | 1.0 | 1 | 0 |
| Jim Benton | 1 | 0 | 0.0 | 0 | 0 |
| Maury Patt | 1 | 0 | 0.0 | 0 | 0 |
| Ken Heineman | 6 | -5 | -0.8 | n/a | 0 |
| **Rams** | **368** | **1142** | **3.1** | **n/a** | **11** |

| Receiving | No. | Yards | Avg. | Long | TD |
|---|---|---|---|---|---|
| Jim Benton | 22 | 351 | 16.0 | n/a | 3 |
| Vic Spadaccini | 22 | 276 | 12.5 | n/a | 2 |
| Olie Cordill | 14 | 158 | 11.3 | n/a | 2 |
| Paul McDonough | 12 | 315 | 26.3 | n/a | 1 |
| Dante Magnani | 11 | 119 | 10.8 | n/a | 1 |
| Johnny Drake | 8 | 81 | 10.1 | n/a | 0 |
| Johnny Wilson | 7 | 93 | 13.3 | n/a | 1 |
| Gaylon Smith | 3 | 65 | 21.7 | n/a | 0 |
| Maury Patt | 2 | 52 | 26.0 | n/a | 1 |
| Early Crowder | 2 | 33 | 16.5 | n/a | 0 |
| Chet Adams | 2 | 28 | 14.0 | n/a | 0 |
| Jack Haman | 1 | 5 | 5.0 | 5 | 0 |
| Hank Rockwell | 1 | 5 | 5.0 | 5 | 1 |
| Len Janiak | 1 | 3 | 3.0 | 3 | 0 |
| Fred Gehrke | 1 | -2 | -2.0 | -2 | 0 |
| **Rams** | **109** | **1582** | **14.5** | **n/a** | **11** |
| **Opponents** | **99** | **n/a** | **n/a** | **n/a** | **n/a** |

| Punting | No. | Yards | Avg. | Long |
|---|---|---|---|---|
| Parker Hall | 57 | 2,451 | 43.0 | 75 |
| Gaylon Smith | 11 | 391 | 35.5 | 62 |
| Olie Cordill | 5 | 225 | 45.0 | 47 |
| Ken Heineman | 2 | 63 | 31.5 | 34 |
| Dante Magnani | 1 | 33 | 33.0 | 33 |
| Len Janiak | 1 | 30 | 30.0 | 30 |
| **Rams** | **77** | **3,193** | **41.5** | **75** |

| Interceptions | No. | Yards | Avg. | Long | TD |
|---|---|---|---|---|---|
| Jack Haman | 5 | 80 | 16.0 | n/a | 1 |
| Vic Spadaccini | 3 | 83 | 27.7 | n/a | 1 |
| Dante Magnani | 3 | 59 | 19.7 | n/a | 0 |
| Gaylon Smith | 3 | 48 | 16.0 | n/a | 0 |
| Hank Rockwell | 3 | 7 | 2.3 | n/a | 0 |
| Marty Slovak | 2 | 20 | 10.0 | n/a | 0 |
| Jim Gillette | 2 | 0 | 0.0 | n/a | 0 |
| Parker Hall | 2 | 0 | 0.0 | n/a | 0 |
| Ken Heineman | 1 | 5 | 5.0 | 5 | 0 |
| Olie Cordill | 1 | 2 | 2.0 | 2 | 0 |
| Johnny Drake | 1 | 2 | 2.0 | 2 | 0 |
| Bill Conkright | 1 | 0 | 0.0 | 0 | 0 |
| **Rams** | **27** | **306** | **11.3** | **n/a** | **2** |
| **Opponents** | **25** | **n/a** | **n/a** | **n/a** | **n/a** |

| Passing | Att. | Comp. | Yards | Pct. | Yards/Att. | TD | TD% | Int. | Int% | Rating |
|---|---|---|---|---|---|---|---|---|---|---|
| Parker Hall | 183 | 77 | 1,108 | 42.1 | 6.05 | 7 | 3.83 | 16 | 8.7 | 38.7 |
| Marty Slovak | 28 | 17 | 234 | 60.7 | 8.36 | 0 | 0.00 | 4 | 14.3 | 47.9 |
| Gaylon Smith | 18 | 10 | 150 | 55.5 | 8.33 | 2 | 11.11 | 2 | 11.1 | 80.6 |
| Ken Heineman | 8 | 3 | 74 | 37.5 | 9.25 | 1 | 12.50 | 1 | 12.5 | 71.9 |
| Johnny Drake | 4 | 2 | 16 | 50.0 | 4.00 | 2 | 50.00 | 0 | 0.0 | 100.0 |
| Fred Gehrke | 1 | 0 | 0 | 0.0 | 0.00 | 0 | 0 | 0 | 0.0 | 39.6 |
| Vic Spadaccini | 1 | 0 | 0 | 0.0 | 0.00 | 0 | 0 | 0 | 0.0 | 39.6 |
| Jim Gillette | 4 | 0 | 0 | 0.0 | 0.00 | 0 | 0 | 2 | 50.0 | 39.6 |
| **Rams** | **247** | **109** | **1,582** | **44.1** | **6.40** | **12** | **4.90** | **25** | **10.9** | **42.2** |
| **Opponents** | **247** | **99** | **n/a** | **40.1** | **n/a** | **n/a** | **n/a** | **25** | **10.9** | **n/a** |

# 1939 (5-5-1) 4th, Western Div. - Earl (Dutch) Clark

| Date | W/L | Score | Opponent | Attend. |
|---|---|---|---|---|
| 9/15 | L | 21-30 | at Chicago Bears | (10,000) |
| 9/20 | L | 12-23 | at Brooklyn | (12,423) |
| 10/1 | W | 27-24 | at Green Bay | (9,888) |
| 10/8 | L | 21-35 | Chicago Bears | (18,209) |
| 10/15 | L | 7-15 | at Detroit | (30,096) |
| 10/22 | W | 24-0 | at Chicago Cardinals | (10,000) |
| 10/29 | T | 14-14 | Pittsburgh | (11,579) |
| 11/5 | W | 14-0 | Chicago Cardinals | (8,378) |
| 11/19 | W | 14-3 | Detroit | (28,142) |
| 11/26 | L | 6-7 | Green Bay | (30,690) |
| 12/3 | W | 35-13 | Philadelphia (Colo. Spr.) | (9,109) |
| Total Attendance | | | | (178,514) |

| | Rams | OPP |
|---|---|---|
| **First Downs** | **131** | **n/a** |
| Total Yards | 2,683 | 2,785 |
| Avg./Game | 243.9 | 253.1 |
| Total Plays | 642 | n/a |
| Avg./Play | 4.2 | n/a |
| **Net Yards Rushing** | **1,260** | **n/a** |
| Avg./Game | 114.5 | n/a |
| Total Rushes | 389 | n/a |
| **Gross Yards Passing** | **1,415** | **n/a** |
| Avg./Game | 128.6 | n/a |
| Att-Comp-Int | 253-127-21 | 199-78-23 |
| Comp. % | 50.2 | 39.2 |
| **Punts/Avg.** | **n/a-40.0** | **n/a** |
| **Penalties/Yards** | **n/a-220** | **n/a** |
| **Fumbles/ Ball Lost** | **28-n/a** | **n/a** |
| **Touchdowns** | **28** | **n/a** |
| Rushing | 15 | n/a |
| Passing | 12 | n/a |
| Returns | 1 | n/a |

| Scoring | TD | Ru | Pa | Rt | PAT | FG | S | Pts. |
|---|---|---|---|---|---|---|---|---|
| Johnny Drake | 9 | 9 | 0 | 0 | 0-0 | 0-0 | 0 | 54 |
| Jim Benton | 8 | 0 | 7 | 1 | 0-0 | 0-0 | 0 | 48 |
| Vic Spadanicci | 1 | 0 | 1 | 0 | 12-16 | 0-0 | 0 | 18 |
| Corb Davis | 1 | 1 | 0 | 0 | 4-4 | 1-2 | 0 | 13 |
| Parker Hall | 2 | 2 | 0 | 0 | 0-0 | 0-0 | 0 | 12 |
| Gaylon Smith | 2 | 2 | 0 | 0 | 0-0 | 0-0 | 0 | 12 |
| Jerry Dowd | 1 | 0 | 0 | 1 | 0-0 | 0-0 | 0 | 6 |
| Bill Lazetich | 1 | 0 | 1 | 0 | 0-0 | 0-0 | 0 | 6 |
| Paul McDonough | 1 | 0 | 1 | 0 | 0-0 | 0-0 | 0 | 6 |
| Doug Russell | 1 | 0 | 1 | 0 | 0-0 | 0-0 | 0 | 6 |
| Johnny Wilson | 1 | 0 | 1 | 0 | 0-0 | 0-0 | 0 | 6 |
| Chet Adams | 0 | 0 | 0 | 0 | 5-5 | 0-0 | 0 | 5 |
| Lew Bostick | 0 | 0 | 0 | 0 | 2-2 | 0-0 | 0 | 2 |
| Kelly Moan | 0 | 0 | 0 | 0 | 1-1 | 0-0 | 0 | 1 |
| **Rams** | **28** | **15** | **12** | **1** | **24-28** | **1-2** | **0** | **195** |
| **Opponents** | **n/a** | **n/a** | **n/a** | **n/a** | **n/a** | **n/a** | **0** | **164** |

| Rushing | No. | Yards | Avg. | Long | TD |
|---|---|---|---|---|---|
| Parker Hall | 120 | 458 | 3.8 | n/a | 2 |
| Johnny Drake | 118 | 453 | 3.8 | n/a | 9 |
| Marty Slovak | 42 | 135 | 3.2 | n/a | 0 |
| Gaylon Smith | 58 | 98 | 1.7 | n/a | 2 |
| Bill McRaven | 7 | 29 | 4.1 | n/a | 0 |
| Bill Lazetich | 6 | 23 | 3.8 | n/a | 0 |
| Doug Russell | 9 | 21 | 2.3 | n/a | 0 |
| Maury Patt | 6 | 20 | 3.3 | n/a | 0 |
| Jim Benton | 7 | 19 | 2.7 | n/a | 0 |
| Corby Davis | 13 | 15 | 1.2 | n/a | 1 |
| Joel Hitt | 1 | 3 | 3.0 | 3 | 0 |
| Mike Rodak | 1 | -1 | -1.0 | -1 | 0 |
| Branko Smilanich | 1 | -3 | -3.0 | -3 | 0 |
| Kelly Moan | 2 | -15 | -7.5 | n/a | 0 |
| **Rams** | **389** | **1,234** | **3.2** | **n/a** | **15** |

| Receiving | No. | Yards | Avg. | Long | TD |
|---|---|---|---|---|---|
| Vic Spadaccini | 32 | 292 | 9.1 | n/a | 1 |
| Jim Benton | 27 | 388 | 14.4 | n/a | 7 |
| Maury Patt | 15 | 165 | 11.0 | n/a | 0 |
| Johnny Wilson | 8 | 108 | 13.5 | n/a | 1 |
| Paul McDonough | 8 | 73 | 9.1 | n/a | 1 |
| Bill Lazetich | 8 | 44 | 5.5 | n/a | 1 |
| Doug Russell | 5 | 67 | 13.4 | n/a | 1 |
| Johnny Drake | 5 | 53 | 10.6 | n/a | 0 |
| Mike Rodak | 4 | 54 | 13.5 | n/a | 0 |
| Joel Hitt | 4 | 51 | 12.8 | n/a | 0 |
| Gaylon Smith | 3 | 57 | 19.0 | n/a | 0 |
| Corby Davis | 3 | 49 | 16.3 | n/a | 0 |
| Lou Barle | 2 | 16 | 8.0 | n/a | 0 |
| Bill McRaven | 2 | 14 | 7.0 | n/a | 0 |
| Parker Hall | 1 | -16 | -16.0 | -16 | 0 |
| **Rams** | **127** | **1,415** | **11.1** | **n/a** | **12** |
| **Opponents** | **78** | **n/a** | **n/a** | **n/a** | **n/a** |

| Punting | No. | Yards | Avg. | Long |
|---|---|---|---|---|
| Parker Hall | 58 | 2378 | 41.0 | 80 |
| Corby Davis | 10 | 390 | 39.0 | 58 |
| Doug Russell | 8 | 329 | 41.1 | 56 |
| Lew Bostick | 1 | 55 | 55.0 | 55 |
| Kelly Moan | 1 | 30 | 30.0 | 30 |
| Marty Slovak | 1 | 15 | 15.0 | 15 |
| **Rams** | **79** | **3,197** | **40.5** | **80** |

| Passing | Att. | Comp. | Yards | Pct. | Yards/Att. | TD | TD% | Int. | Int% | Rating |
|---|---|---|---|---|---|---|---|---|---|---|
| Parker Hall | 208 | 106 | 1,227 | 51.0 | 5.90 | 9 | 4.3 | 13 | 6.3 | 57.5 |
| Marty Slovak | 27 | 13 | 97 | 48.1 | 3.59 | 2 | 7.4 | 5 | 18.5 | 42.3 |
| Kelly Moan | 9 | 3 | 77 | 33.3 | 8.56 | 1 | 11.1 | 2 | 22.2 | 63.0 |
| Gaylon Smith | 5 | 4 | 3 | 80.0 | 0.60 | 0 | 0.0 | 0 | 0.0 | 79.2 |
| Branko Smilanich | 2 | 1 | 11 | 50.0 | 5.50 | 0 | 0.0 | 0 | 0.0 | 66.7 |
| Doug Russell | 1 | 0 | 0 | 0.0 | 0.00 | 0 | 0.0 | 0 | 0.0 | 39.6 |
| Mike Rodak | 1 | 0 | 0 | 0.0 | 0.00 | 0 | 0.0 | 1 | 100.0 | 0.0 |
| **Rams** | **253** | **127** | **1,415** | **50.2** | **5.59** | **12** | **4.7** | **21** | **8.3** | **48.4** |
| **Opponents** | **199** | **78** | **n/a** | **39.2** | **n/a** | **n/a** | **n/a** | **n/a** | **n/a** | **n/a** |

# 1938 (4-7) 4th, Western Div. - H. Bezdek (3) A. Lewis (8)

| Date | W/L | Score | Opponent | Attend. |
|---|---|---|---|---|
| 9/11 | L | 17-26 | at Green Bay | (8,247) |
| 9/17 | L | 6-7 | Chicago Cardinals | (7,500) |
| 9/25 | L | 13-37 | at Washington | (25,000) |
| 10/2 | W | 21-17 | Detroit | (8,012) |
| 10/9 | W | 14-7 | Chicago Bears | (8,024) |
| 10/23 | W | 23-21 | at Chicago Bears | (18,705) |
| 10/30 | L | 7-28 | Green Bay | (18,483) |
| 11/6 | L | 0-6 | at Detroit | (30,140) |
| 11/13 | L | 0-28 | at New York | (25,000) |
| 11/27 | L | 17-31 | at Chicago Cardinals | (10,000) |
| 12/4 | W | 13-7 | Pittsburgh (New Orleans) | (7,500) |
| Total Attendance | | | | (166,611) |

| | Rams | OPP |
|---|---|---|
| **First Downs** | **101** | **n/a** |
| Total Yards | 2,253 | 3,020 |
| Avg./Game | 204.8 | 274.5 |
| Total Plays | 585 | n/a |
| Avg./Play | 3.9 | n/a |
| **Net Yards Rushing** | **798** | **n/a** |
| Avg./Game | 72.5 | n/a |
| Total Rushes | 340 | n/a |
| **Gross Yards Passing** | **1,363** | **n/a** |
| Avg./Game | 123.9 | n/a |
| Att-Comp-Int | 245-88-35 | 172-77-n/a |
| Comp. % | 35.9 | 44.8 |
| **Punts/Avg.** | **n/a-44** | **n/a** |
| **Penalties/Yards** | **n/a-195** | **n/a** |
| **Fumbles/ Ball Lost** | **23-n/a** | **n/a** |
| **Touchdowns** | **18** | **n/a** |
| Rushing | 5 | n/a |
| Passing | 9 | n/a |
| Returns | 4 | n/a |

| Scoring | TD | Ru | Pa | Rt | PAT | FG | S | Pts. |
|---|---|---|---|---|---|---|---|---|
| Jim Benton | 6 | 0 | 5 | 1 | 0-0 | 0-0 | 0 | 36 |
| Nels Peterson | 2 | 1 | 1 | 0 | 2-2 | 2-2 | 0 | 20 |
| Corby Davis | 3 | 3 | 0 | 0 | 1-1 | 0-0 | 0 | 19 |
| Julie Alfonse | 2 | 0 | 0 | 2 | 0-0 | 0-0 | 0 | 12 |
| Bob Snyder | 0 | 0 | 0 | 0 | 7-10 | 1-2 | 0 | 10 |
| Ed Goddard | 1 | 0 | 1 | 0 | 1-1 | 0-0 | 0 | 7 |
| Johnny Drake | 1 | 1 | 0 | 0 | 0-0 | 0-0 | 0 | 6 |
| Johnny Kovatch | 1 | 0 | 1 | 0 | 0-0 | 0-0 | 0 | 6 |
| Carl Littlefield | 1 | 0 | 0 | 1 | 0-0 | 0-0 | 0 | 6 |
| Stan Pincura | 1 | 0 | 1 | 0 | 0-0 | 0-0 | 0 | 6 |
| Dick Tuckey | 0 | 0 | 0 | 0 | 2-2 | 0-0 | 0 | 2 |
| Dick Zoll | 0 | 0 | 0 | 0 | 1-1 | 0-0 | 0 | 1 |
| Bob Davis | 0 | 0 | 0 | 0 | 0-1 | 0-0 | 0 | 0 |
| **Rams** | **18** | **5** | **9** | **4** | **14-18** | **3-4** | **0** | **131** |
| **Opponents** | **n/a** | **n/a** | **n/a** | **n/a** | **n/a** | **n/a** | **n/a** | **215** |

| Rushing | No. | Yards | Avg. | Long | TD |
|---|---|---|---|---|---|
| Corby Davis | 71 | 202 | 2.8 | n/a | 3 |
| Johnny Drake | 74 | 188 | 2.5 | n/a | 1 |
| Bob Davis | 22 | 100 | 4.5 | n/a | 0 |
| Bob Snyder | 44 | 78 | 1.8 | n/a | 0 |
| Nels Peterson | 21 | 70 | 3.3 | n/a | 1 |
| Carl Littlefield | 19 | 69 | 4.3 | n/a | 0 |
| Vic Spadaccini | 9 | 46 | 5.1 | n/a | 0 |
| Dick Tuckey | 14 | 37 | 2.6 | n/a | 0 |
| Julie Alfonse | 16 | 16 | 1.0 | n/a | 0 |
| Carl Brazell | 4 | 14 | 3.5 | n/a | 0 |
| Stan Pincura | 2 | -6 | -3.0 | n/a | 0 |
| Ed Goddard | 40 | -16 | -0.4 | n/a | 0 |
| **Rams** | **336** | **798** | **2.4** | **n/a** | **5** |

| Receiving | No. | Yards | Avg. | Long | TD |
|---|---|---|---|---|---|
| Jim Benton | 21 | 418 | 19.9 | n/a | 5 |
| Ray Hamilton | 10 | 187 | 18.7 | n/a | 0 |
| Vic Spadaccini | 8 | 101 | 12.6 | n/a | 0 |
| Johnny Kovatch | 8 | 97 | 12.1 | n/a | 1 |
| Carl Brazell | 7 | 100 | 14.3 | n/a | 0 |
| Ed Goddard | 6 | 128 | 21.3 | n/a | 1 |
| Johnny Stephens | 6 | 75 | 12.5 | n/a | 0 |
| Stan Pincura | 6 | 72 | 12.0 | n/a | 1 |
| Nels Peterson | 4 | 43 | 10.8 | n/a | 1 |
| Bob Davis | 3 | 31 | 10.3 | n/a | 0 |
| Julie Alfonse | 2 | 47 | 23.5 | n/a | 0 |
| Johnny Drake | 2 | 13 | 6.5 | n/a | 0 |
| Bob Snyder | 1 | 16 | 16.0 | 16 | 0 |
| Phil Bucklew | 1 | 14 | 14.0 | 14 | 0 |
| Dick Tuckey | 1 | 10 | 10.0 | 10 | 0 |
| Carl Littlefield | 1 | 9 | 9.0 | 9 | 0 |
| Corby Davis | 1 | 2 | 2.0 | 2 | 0 |
| **Rams** | **88** | **1,363** | **15.5** | **n/a** | **9** |
| **Opponents** | **77** | **n/a** | **n/a** | **n/a** | **n/a** |

| Passing | Att. | Comp. | Yards | Pct. | Yards/Att. | TD | TD% | Int. | Int% | Long | Rating |
|---|---|---|---|---|---|---|---|---|---|---|---|
| Bob Snyder | 87 | 36 | 631 | 41.4 | 7.25 | 7 | 8.0 | 9 | 10.3 | n/a | 54.0 |
| Ed Goddard | 43 | 19 | 238 | 44.2 | 5.53 | 0 | 0 | 6 | 13.9 | n/a | 22.4 |
| Stan Pincura | 33 | 13 | 240 | 39.4 | 7.27 | 1 | 3.0 | 7 | 21.2 | n/a | 35.7 |
| Dick Tuckey | 26 | 7 | 110 | 26.9 | 4.23 | 1 | 3.8 | 2 | 7.7 | n/a | 25.5 |
| Bob Davis | 24 | 6 | 49 | 25.0 | 2.04 | 0 | 0 | 2 | 7.7 | n/a | 44.4 |
| Carl Littlefield | 15 | 1 | 23 | 6.7 | 1.53 | 0 | 0 | 5 | 33.3 | 23 | 0.0 |
| Ray Johnson | 5 | 3 | 45 | 60.0 | 9.00 | 0 | 0 | 1 | 20.0 | n/a | 50.0 |
| Johnny Drake | 3 | 1 | 8 | 33.3 | 2.66 | 0 | 0 | 0 | 0.0 | 8 | 42.4 |
| Julie Alfonse | 2 | 2 | 19 | 100.0 | 9.50 | 0 | 0 | 0 | 0.0 | n/a | 106.3 |
| Corby Davis | 1 | 0 | 0 | 0.0 | 0.00 | 0 | 0 | 0 | 0.0 | 0 | 39.6 |
| Nels Peterson | 6 | 0 | 0 | 0.0 | 0.00 | 0 | 0 | 2 | 0.0 | 0 | 0.0 |
| **Rams** | **245** | **88** | **1,363** | **35.9** | **5.56** | **9** | **3.7** | **34** | **13.9** | **n/a** | **27.9** |
| **Opponents** | **172** | **77** | **n/a** | **44.8** | **n/a** | **n/a** | **n/a** | **n/a** | **n/a** | **n/a** | **n/a** |

# 1937 (1-10) 5th, Western Div. - Hugo Bezdek

| Date | W/L | Score | Opponent | Attend. |
|---|---|---|---|---|
| 9/10 | L | 0-28 | Detroit | (15,500) |
| 9/17 | W | 21-3 | at Philadelphia | (3,107) |
| 9/26 | L | 7-9 | at Brooklyn | (12,000) |
| 10/3 | L | 0-6 | Chicago Cardinals | (10,000) |
| 10/10 | L | 2-20 | Chicago Bears | (5,000) |
| 10/17 | L | 10-35 | Green Bay | (12,000) |
| 10/24 | L | 7-35 | at Green Bay | (8,600) |
| 10/31 | L | 7-13 | at Chicago Cardinals | (9,923) |
| 11/7 | L | 7-27 | atDetroit | (24,800) |
| 11/21 | L | 7-16 | Washington | (5,000) |
| 11/28 | L | 7-15 | at Chicago Bears | (4,188) |
| Total Attendance | | | | (110,118) |

| | Rams | OPP |
|---|---|---|
| **First Downs** | **88** | **n/a** |
| Total Yards | 1,794 | 2,702 |
| Avg./Game | 163.1 | 245.6 |
| Total Plays | 569 | n/a |
| Avg./Play | 3.2 | n/a |
| **Net Yards Rushing** | **930** | **n/a** |
| Avg./Game | 84.5 | n/a |
| Total Rushes | 401 | n/a |
| **Net Yards Passing** | **839** | **n/a** |
| Avg./Game | 76.3 | n/a |
| Att-Comp-Int | 168-59-21 | 155-67-15 |
| Comp. % | 35.1 | 43.2 |
| **Punts/Avg.** | **n/a-36.0** | **n/a** |
| **Penalties/Yards** | **n/a-228** | **n/a** |
| **Fumbles/ Ball Lost** | **28-n/a** | **n/a** |
| **Touchdowns** | **10** | **n/a** |
| Rushing | 6 | n/a |
| Passing | 3 | n/a |
| Return | 1 | n/a |

| Scoring | TD | Ru | Pa | Rt | PAT | FG | S | Pts. |
|---|---|---|---|---|---|---|---|---|
| Johnny Drake | 5 | 3 | 2 | 0 | 0-0 | 0-0 | 0 | 30 |
| Snyder | 1 | 1 | 0 | 0 | 7-7 | 1-n/a | 0 | 16 |
| Mattos | 1 | 1 | 0 | 0 | 2-2 | 0-0 | 0 | 8 |
| Goddard | 1 | 1 | 0 | 0 | 1-1 | 0-0 | 0 | 7 |
| Keeble | 1 | 0 | 1 | 0 | 0-0 | 0-0 | 0 | 6 |
| Miller | 1 | 0 | 0 | 1 | 0-0 | 0-0 | 0 | 6 |
| Team | 0 | 0 | 0 | 0 | 0-0 | 0-0 | 1 | 2 |
| **Rams** | **10** | **6** | **3** | **1** | **10-10** | **1-n/a** | **0** | **75** |
| **Opponents** | **n/a** | **n/a** | **n/a** | **0** | **n/a** | **n/a** | **0** | **207** |

| Rushing | No. | Yards | Avg. | Long | TD |
|---|---|---|---|---|---|
| Johnny Drake | 98 | 333 | 3.4 | n/a | 3 |
| Bob Snyder | 82 | 232 | 2.8 | n/a | 1 |
| Ed Goddard | 38 | 97 | 2.6 | n/a | 1 |
| Julie Alfonse | 33 | 60 | 1.8 | n/a | 0 |
| Bud Cooper | 19 | 45 | 2.4 | n/a | 0 |
| Joe Keeble | 12 | 40 | 3.3 | n/a | 0 |
| Mark Barber | 14 | 35 | 2.5 | n/a | 0 |
| John Bettridge | 21 | 35 | 1.7 | n/a | 0 |
| Ray Johnson | 7 | 28 | 4.0 | n/a | 0 |
| Harry Mattos | 26 | 16 | 0.6 | n/a | 1 |
| Bill O'Neill | 4 | 12 | 3.0 | n/a | 0 |
| Wayne Gift | 3 | 7 | 2.3 | n/a | 0 |
| Mike Sebastian | 6 | 4 | 0.7 | n/a | 0 |
| Carl Brumbaugh | 2 | 1 | 0.5 | n/a | 0 |
| Stan Pincura | 5 | -22 | -4.4 | n/a | 0 |
| **Rams** | **401** | **930** | **2.3** | **n/a** | **6** |

| Receiving | No. | Yards | Avg. | Long | TD |
|---|---|---|---|---|---|
| Sam Busich | 13 | 136 | 10.5 | n/a | 0 |
| Stan Pincura | 12 | 139 | 11.6 | n/a | 0 |
| Johnny Drake | 10 | 172 | 17.2 | n/a | 2 |
| Julie Alfonse | 5 | 113 | 22.6 | n/a | 0 |
| Paul Halleck | 3 | 57 | 19.0 | n/a | 0 |
| Phil Bucklew | 3 | 51 | 17.0 | n/a | 0 |
| Ed Goddard | 3 | 43 | 14.3 | n/a | 0 |
| Wayne Gift | 3 | 20 | 6.7 | n/a | 0 |
| Bob Snyder | 3 | 20 | 6.7 | n/a | 0 |
| Joe Keeble | 1 | 42 | 42.0 | 42 | 1 |
| John Bettridge | 1 | 17 | 17.0 | 17 | 0 |
| Walt Uzdavinis | 1 | 15 | 15.0 | 15 | 0 |
| Bud Cooper | 1 | 14 | 14.0 | 14 | 0 |
| **Rams** | **59** | **839** | **16.8** | **n/a** | **3** |
| **Opponents** | **67** | **n/a** | **n/a** | **n/a** | **n/a** |

| Passing | Att. | Comp. | Yards | Pct. | Yards/Att. | TD | TD% | Int. | Int% | Long | Rating |
|---|---|---|---|---|---|---|---|---|---|---|---|
| Bob Snyder | 66 | 25 | 378 | 37.9 | 5.73 | 2 | 3.0 | 6 | 9.1 | n/a | 29.7 |
| Ed Goddard | 18 | 9 | 134 | 50.0 | 7.44 | 0 | 0.0 | 3 | 16.7 | n/a | 35.2 |
| Stan Pincura | 27 | 9 | 92 | 33.3 | 3.41 | 0 | 0.0 | 3 | 11.1 | n/a | 4.5 |
| Harry Mattos | 22 | 5 | 94 | 22.7 | 4.27 | 1 | 4.5 | 4 | 18.2 | n/a | 20.5 |
| Carl Brumbaugh | 2 | 1 | 20 | 50.0 | 10.0 | 0 | 0.0 | 0 | 0.0 | 20 | 85.4 |
| Julie Alfonse | 10 | 4 | 48 | 40.0 | 4.80 | 0 | 0.0 | 0 | 0.0 | n/a | 55.4 |
| Joe Keeble | 9 | 2 | 25 | 22.2 | 2.78 | 0 | 0.0 | 3 | 33.3 | n/a | 0.0 |
| Bud Cooper | 5 | 2 | 21 | 40.0 | 4.20 | 0 | 0.0 | 1 | 20.0 | n/a | 13.3 |
| Mark Barber | 3 | 1 | 7 | 33.3 | 2.33 | 0 | 0.0 | 0 | 0.0 | 7 | 42.4 |
| Bill O'Neill | 2 | 1 | 20 | 50.0 | 10.00 | 0 | 0.0 | 1 | 50.0 | 20 | 45.8 |
| Johnny Drake | 1 | 0 | 0 | 0.0 | 0.00 | 0 | 0.0 | 0 | 0.0 | 0 | 39.6 |
| Wayne Gift | 3 | 0 | 0 | 0.0 | 0.00 | 0 | 0.0 | 0 | 0.0 | 0 | 39.6 |
| **Rams** | **129** | **51** | **726** | **39.5** | **5.63** | **3** | **2.3** | **21** | **16.3** | **n/a** | **26.6** |
| **Opponents** | **155** | **67** | **n/a** | **43.2** | **n/a** | **n/a** | **n/a** | **n/a** | **n/a** | **n/a** | **n/a** |

# Super Bowl LIII

**Mercedes-Benz Stadium, Atlanta, GA • Sunday, February 3, 2019**



**3**





**13**

| Score By Periods | Q1 | Q2 | Q3 | Q4 | OT | T |
|---|---|---|---|---|---|---|
| Patriots | 0 | 3 | 0 | 10 | - | 13 |
| Rams | 0 | 0 | 3 | 0 | - | 3 |

| | Patriots | Rams |
|---|---|---|
| **First Downs** | **22** | **14** |
| Rushing | 6 | 2 |
| Passing | 12 | 11 |
| Penalty | 4 | 1 |
| **Third Down Efficiency** | **3-12-25%** | **3-13-23%** |
| **Fourth Down Efficiency** | **0-1-0%** | **0-0-0%** |
| **Total Net Yards** | **407** | **260** |
| Total Offensive Plays | 68 | 60 |
| Avg. Gain Per Play | 6.0 | 4.3 |
| **Rushes-Net Yards** | **32-154** | **18-62** |
| Avg. Gain Per Rush | 4.8 | 3.4 |
| **Net Passing Yards** | **253** | **198** |
| **Att-Comp-Int** | **35-21-1** | **38-19-1** |
| Avg. Gain Per Pass | 7.0 | 4.7 |
| **Punts-Avg** | **5-43.0** | **9-46.3** |
| **Penalties-Yards** | **3-20** | **9-65** |
| **Fumbles-Lost** | **1-0** | **1-0** |
| **Time of Possession** | **33:10** | **26:50** |

### Rams Starters

| | | | | | |
|---|---|---|---|---|---|
| WR | 83 | Josh Reynolds | DE | 90 | Michael Brockers |
| TE | 89 | Tyler Higbee | NT | 93 | Ndamukong Suh |
| LT | 77 | Andrew Whitworth | DT | 99 | Aaron Donald |
| LG | 76 | Rodger Saffold III | WILL | 56 | Dante Fowler Jr. |
| C | 65 | John Sullivan | OLB | 50 | Samson Ebukam |
| RG | 66 | Austin Blythe | ILB | 58 | Cory Littleton |
| RT | 79 | Rob Havenstein | ILB | 26 | Mark Barron |
| WR | 17 | Robert Woods | SS | 43 | John Johnson III |
| WR | 12 | Brandin Cooks | FS | 20 | Lamarcus Joyner |
| QB | 16 | Jared Goff | CB | 21 | Aqib Talib |
| HB | 30 | Todd Gurley II | CB | 22 | Marcus Peters |

### Rams Substitutions

K 4 Greg Zuerlein, P 6 Johnny Hekker, WR 11 KhaDarel Hodge, WR 19 JoJo Natson, CB 23 Nickell Robey-Coleman, DB 24 Blake Countess, CB 32 Troy Hill, RB 35 C.J. Anderson, CB 37 Sam Shields, S 41 Marqui Christian, RB 42 John Kelly, LS 44 Jake McQuaide, LB 52 Ramik Wilson, DL 53 Justin Lawler, LB 54 Bryce Hager, C 55 Brian Allen, LB 59 Micah Kiser, T 70 Jospeh Noteboom, TE 81 Gerald Everett, TE 82 Johnny Mundt, DL 94 John Franklin-Myers, DL 95 Ethan Westbrooks, OLB 96 Matt Longacre

**Did Not Play** - QB 14 Sean Mannion

**Inactive** - DB 31 Darious Williams, RB 33 Justin Davis, OLB 45 Obo Okoronkwo, OLB 49 Trevon Young, OL 64 Jamil Demby, DT 69 Sebastian Joseph-Day, DT 92 Tanzel Smart

### Passing

| Rams | Att. | Cmp. | Yards | SK/YD | TD | Long | Int. | Rating |
|---|---|---|---|---|---|---|---|---|
| J. Goff | 38 | 19 | 229 | 4/31 | 0 | 24 | 1 | 57.9 |
| **Patriots** | **Att.** | **Cmp.** | **Yards** | **SK/YD** | **TD** | **Long** | **Int.** | **Rating** |
| T. Brady | 35 | 21 | 262 | 1/9 | 0 | 29 | 1 | 71.4 |

### Rushing

| Rams | No. | Yards | Avg. | Long | TD |
|---|---|---|---|---|---|
| Todd Gurley II | 10 | 35 | 3.5 | 16 | 0 |
| C.J. Anderson | 7 | 22 | 3.1 | 5 | 0 |
| **Patriots** | **No.** | **Yards** | **Avg.** | **Long** | **TD** |
| Sony Michel | 18 | 94 | 5.2 | 26 | 1 |
| Rex Burkhead | 7 | 43 | 6.1 | 26 | 0 |
| Julian Edelman | 1 | 8 | 8.0 | 8 | 0 |
| Cordarrelle Patterson | 2 | 7 | 3.5 | 6 | 0 |

### Receiving

| Rams | Rec. | Yards | Avg. | Long | TD |
|---|---|---|---|---|---|
| Brandin Cooks | 8 | 120 | 15.0 | 24 | 0 |
| Robert Woods | 5 | 70 | 14.0 | 18 | 0 |
| Josh Reynolds | 3 | 28 | 9.3 | 11 | 0 |
| C.J. Anderson | 2 | 12 | 6.0 | 9 | 0 |
| **Patriots** | **Rec.** | **Yards** | **Avg.** | **Long** | **TD** |
| Julian Edelman | 10 | 141 | 14.1 | 27 | 0 |
| Rob Gronkowski | 6 | 87 | 14.5 | 29 | 0 |
| Rex Burkhead | 2 | 15 | 7.5 | 8 | 0 |
| Cordarrelle Patterson | 2 | 14 | 7.0 | 9 | 0 |
| James White | 1 | 5 | 5.0 | 5 | 0 |

### Interceptions

| Rams | No. | Yards | Avg. | Long | TD |
|---|---|---|---|---|---|
| Cory Littleton | 1 | 0 | 0.0 | 0 | 0 |
| **Patriots** | **No.** | **Yards** | **Avg.** | **Long** | **TD** |
| Stephon Gilmore | 1 | 0 | 0.0 | 0 | 0 |

### Punting

| Rams | No. | Yards | Avg. | Net | TB | In20 | Long |
|---|---|---|---|---|---|---|---|
| Johnny Hekker | 9 | 417 | 46.3 | 46.1 | 0 | 5 | 65 |
| **Patriots** | **No.** | **Yards** | **Avg.** | **Net** | **TB** | **In20** | **Long** |
| Ryan Allen | 5 | 215 | 43.0 | 40.6 | 0 | 3 | 53 |

### Punt Returns

| Rams | No. | Yards | Avg. | FC | Long | TD |
|---|---|---|---|---|---|---|
| JoJo Natson | 2 | 12 | 6.0 | 0 | 13 | 0 |
| [DOWNED] | 2 | 0 | 0.0 | 0 | 0 | 0 |
| [OUT OF BOUNDS] | 1 | 0 | 0.0 | 0 | 0 | 0 |
| **Patriots** | **No.** | **Yards** | **Avg.** | **FC** | **Long** | **TD** |
| Julian Edelman | 2 | 2 | 1.0 | 1 | 7 | 0 |
| [DOWNED] | 4 | 0 | 0.0 | 0 | 0 | 0 |
| [OUT OF BOUNDS] | 2 | 0 | 0.0 | 0 | 0 | 0 |

### Kickoff Returns

| Rams | No. | Yards | Avg. | FC | Long | TD |
|---|---|---|---|---|---|---|
| JoJo Natson | 1 | 27 | 27.0 | 0 | 27 | 0 |
| [TOUCHBACK] | 3 | 0 | 0.0 | 0 | 0 | 0 |
| **Patriots** | **No.** | **Yards** | **Avg.** | **FC** | **Long** | **TD** |
| Cordarrelle Patterson | 1 | 38 | 38.0 | 0 | 38 | 0 |
| [TOUCHBACK] | 1 | 0 | 0.0 | 0 | 0 | 0 |

## GAME NOTES

- Head Coach Sean McVay became the youngest head coach to ever lead his team to the Super Bowl.
- It marked the Rams organizations's fourth Super Bowl appearance in franchise history.
- DL John Franklin-Myers became the first played to sack Patriots QB Tom Brady in the 2018 postseason.
- P Johnny Hekker's eighth punt traveled a Super Bowl record 65 yards.

# NFC Championship Game

**Mercedes-Benz Superdome, New Orleans, LA • Sunday, January 20, 2019**



**23**






**26**

| Score By Periods | Q1 | Q2 | Q3 | Q4 | OT | T |
|---|---|---|---|---|---|---|
| Rams | 0 | 10 | 7 | 6 | 3 | 26 |
| Saints | 13 | 0 | 7 | 3 | 0 | 23 |

| | Rams | Saints |
|---|---|---|
| **First Downs** | **19** | **19** |
| Rushing | 5 | 5 |
| Passing | 14 | 12 |
| Penalty | 0 | 2 |
| **Third Down Efficiency** | **6-16-38%** | **6-14-43%** |
| **Fourth Down Efficiency** | **1-1-100%** | **0-0-0%** |
| **Total Net Yards** | **378** | **290** |
| Total Offensive Plays | 68 | 64 |
| Avg. Gain Per Play | 5.6 | 4.5 |
| **Rushes-Net Yards** | **26-77** | **21-48** |
| Avg. Gain Per Rush | 3.0 | 2.3 |
| **Net Passing Yards** | **301** | **242** |
| **Att-Comp-Int** | **41-26-1** | **41-26-1** |
| Avg. Gain Per Pass | 7.2 | 5.6 |
| **Punts-Avg** | **4-45.8** | **4-42.8** |
| **Penalties-Yards** | **7-64** | **3-20** |
| **Fumbles-Lost** | **1-0** | **2-0** |
| **Time of Possession** | **32:36** | **30:41** |

### Rams Starters

| | | | | | |
|---|---|---|---|---|---|
| TE | 89 | Tyler Higbee | DE | 90 | Micahel Brockers |
| TE | 81 | Gerald Everett | NT | 93 | Ndamukong Suh |
| LT | 77 | Andrew Whitworth | DT | 99 | Aaron Donald |
| LG | 76 | Rodger Saffold III | WILL | 56 | Dante Fowler Jr. |
| C | 65 | John Sullivan | CB | 23 | Nickell Robey-Coleman |
| RG | 66 | Austin Blythe | ILB | 58 | Cory Littleton |
| RT | 79 | Rob Havenstein | ILB | 26 | Mark Barron |
| WR | 12 | Brandin Cooks | LCB | 22 | Marcus Peters |
| WR | 17 | Robert Woods | RCB | 21 | Aqib Talib |
| QB | 16 | Jared Goff | SS | 43 | John Johnson III |
| HB | 30 | Todd Gurley II | FS | 20 | Lamarcus Joyner |

### Rams Substitutions

K 4 Greg Zuerlein, P 6 Johnny Hekker, WR 11 KhaDarel Hodge, WR 19 JoJo Natson, DB 24 Blake Countess, CB 32 Troy Hill, RB 35 C.J. Anderson, CB 37 Sam Shields, S 41 Marqui Christian, RB 42 John Kelly, LS 44 Jake McQuaide, OLB 50 Samson Ebukam, LB 52 Ramik Wilson, DL 53 Justin Lawler, LB 54 Bryce Hager, C 55 Brian Allen, LB 59 Micah Kiser, T 70 Jospeh Noteboom, TE 82 Johnny Mundt, WR 83 Josh Reynolds, DL 94 John Franklin-Myers, DL 95 Ethan Westbrooks, OLB 96 Matt Longacre

**Did Not Play** - QB 14 Sean Mannion

**Inactive** - DB 31 Darious Williams, RB 33 Justin Davis, OLB 45 Obo Okoronkwo, OLB 49 Trevon Young, OL 64 Jamil Demby, DT 69 Sebastian Joseph-Day, DT 92 Tanzel Smart

### Passing

| Rams | Att. | Cmp. | Yards | SK/YD | TD | Long | Int. | Rating |
|---|---|---|---|---|---|---|---|---|
| J. Goff | 40 | 25 | 297 | 1/8 | 1 | 39 | 1 | 83.0 |
| **Saints** | **Att.** | **Cmp.** | **Yards** | **SK/YD** | **TD** | **Long** | **Int.** | **Rating** |
| D. Brees | 40 | 26 | 249 | 2/7 | 2 | 43 | 1 | 88.4 |

### Rushing

| Rams | No. | Yards | Avg. | Long | TD |
|---|---|---|---|---|---|
| C.J. Anderson | 16 | 44 | 2.8 | 8 | 0 |
| Todd Gurley II | 4 | 10 | 2.5 | 6t | 1 |
| **Saints** | **No.** | **Yards** | **Avg.** | **Long** | **TD** |
| Mark Ingram | 9 | 31 | 3.4 | 16 | 0 |
| Alvin Kamara | 8 | 15 | 1.9 | 6 | 0 |

### Receiving

| Rams | Rec. | Yards | Avg. | Long | TD |
|---|---|---|---|---|---|
| Brandin Cooks | 7 | 107 | 15.3 | 36 | 0 |
| Robert Woods | 6 | 33 | 5.5 | 16 | 0 |
| Josh Reynolds | 4 | 74 | 18.5 | 33 | 0 |
| Tyler Higbee | 4 | 25 | 6.3 | 12 | 1 |
| Gerald Everett | 2 | 50 | 25.0 | 39 | 0 |
| **Saints** | **Rec.** | **Yards** | **Avg.** | **Long** | **TD** |
| Alvin Kamara | 11 | 96 | 8.7 | 21 | 0 |
| Michael Thomas | 4 | 36 | 9.0 | 19 | 0 |
| Ted Ginn | 3 | 58 | 19.3 | 43 | 0 |
| Garrett Griffin | 2 | 12 | 6.0 | 7 | 1 |
| Mark Ingram | 2 | 6 | 3.0 | 3 | 0 |
| Josh Hill | 1 | 24 | 24.0 | 24 | 0 |

### Interceptions

| Rams | No. | Yards | Avg. | Long | TD |
|---|---|---|---|---|---|
| John Johnson III | 1 | 0 | 0.0 | 0 | 0 |
| **Saints** | **No.** | **Yards** | **Avg.** | **Long** | **TD** |
| Demario Davis | 1 | 1 | 1.0 | 1 | 0 |

### Punting

| Rams | No. | Yards | Avg. | Net | TB | In20 | Long |
|---|---|---|---|---|---|---|---|
| Johnny Hekker | 4 | 183 | 45.8 | 45.8 | 0 | 1 | 50 |
| **Saints** | **No.** | **Yards** | **Avg.** | **Net** | **TB** | **In20** | **Long** |
| Thomas Morstead | 4 | 171 | 42.8 | 42.8 | 0 | 2 | 48 |

### Punt Returns

| Rams | No. | Yards | Avg. | FC | Long | TD |
|---|---|---|---|---|---|---|
| JoJo Natson | 1 | 0 | 0.0 | 2 | 0 | 0 |
| [OUT OF BOUNDS] | 1 | 0 | 0.0 | 0 | 0 | 0 |
| **Saints** | **No.** | **Yards** | **Avg.** | **FC** | **Long** | **TD** |
| Tommylee Lewis | 0 | 0 | 0.0 | 2 | 0 | 0 |
| [DOWNED] | 1 | 0 | 0.0 | 0 | 0 | 0 |
| [OUT OF BOUNDS] | 1 | 0 | 0.0 | 0 | 0 | 0 |

### Kickoff Returns

| Rams | No. | Yards | Avg. | FC | Long | TD |
|---|---|---|---|---|---|---|
| JoJo Natson | 1 | 17 | 17.0 | 0 | 17 | 0 |
| [TOUCHBACK] | 5 | 0 | 0.0 | 0 | 0 | 0 |
| **Saints** | **No.** | **Yards** | **Avg.** | **FC** | **Long** | **TD** |
| Alvin Kamara | 4 | 119 | 29.8 | 0 | 34 | 0 |
| [TOUCHBACK] | 3 | 0 | 0.0 | 0 | 0 | 0 |

## GAME NOTES

- The Los Angeles Rams defeated the New Orleans Saints in the NFC championship game, 26-23, in overtime to advance to Super Bowl LIII in Atlanta.
- K Greg Zuerlein kicked a 57-yard field goal in overtime to lift the Rams to a 26-23 victory. It was the longest winning field goal in NFL playoff history.
- Zuerlein kicked a 48-yard field goal with 15 seconds left in the fourth quarter to tie the game at 23-23.
- QB Jared Goff completed 25-of-40 passes for 297 yards.

# NFC Divisional Round Game

**Memorial Coliseum, Los Angeles, Calif. • Saturday, January 12, 2019**

DIVISIONAL

**30** — **22**

| Score By Periods | Q1 | Q2 | Q3 | Q4 | OT | T |
|---|---|---|---|---|---|---|
| Rams | 3 | 17 | 3 | 7 | - | 30 |
| Cowboys | 7 | 0 | 8 | 7 | - | 22 |

| | Cowoys | Rams |
|---|---|---|
| **First Downs** | **19** | **30** |
| Rushing | 6 | 17 |
| Passing | 11 | 11 |
| Penalty | 2 | 2 |
| **Third Down Efficiency** | **1-10-10%** | **5-11-45%** |
| **Fourth Down Efficiency** | **3-4-75%** | **2-2-100%** |
| **Total Net Yards** | **308** | **459** |
| Total Offensive Plays | 55 | 76 |
| Avg. Gain Per Play | 5.6 | 6.0 |
| **Rushes-Net Yards** | **22-50** | **48-273** |
| Avg. Gain Per Rush | 2.3 | 5.7 |
| **Net Passing Yards** | **258** | **186** |
| **Att-Comp-Int** | **32-20-0** | **28-15-0** |
| Avg. Gain Per Pass | 7.8 | 6.6 |
| **Punts-Avg** | **4-41.3** | **1-29.0** |
| **Penalties-Yards** | **4-26** | **4-41** |
| **Fumbles-Lost** | **1-0** | **1-0** |
| **Time of Possession** | **23:47** | **36:13** |

### Rams Starters

| | | | | | |
|---|---|---|---|---|---|
| WR | 83 | Josh Reynolds | DE | 90 | Michael Brockers |
| TE | 89 | Tyler Higbee | NT | 93 | Ndamukong Suh |
| LT | 77 | Austin Whitworth | DT | 99 | Aaron Donald |
| LG | 76 | Rodger Saffold III | WILL | 56 | Dante Fowler Jr. |
| C | 65 | John Sullivan | OLB | 50 | Samson Ebukam |
| RG | 66 | Austin Blythe | ILB | 58 | Cory Littleton |
| RT | 79 | Rob Havenstein | ILB | 26 | Mark Barron |
| WR | 12 | Brandin Cooks | LCB | 22 | Marcus Peters |
| WR | 17 | Robert Woods | RCB | 21 | Aqib Talib |
| QB | 16 | Jared Goff | SS | 43 | John Johnson III |
| HB | 30 | Todd Gurley II | FS | 20 | Lamarcus Joyner |

### Rams Substitutions

K 4 Greg Zuerlein, P 6 Johnny Hekker, WR 11 KhaDarel Hodge, WR 19 JoJo Natson, CB 23 Nickell Robey-Coleman, DB 24 Blake Countess, CB 32 Troy Hill, RB 35 C.J. Anderson, CB 37 Sam Shields, S 41 Marqui Christian, RB 42 John Kelly, LS 44 Jake McQuaide, LB 52 Ramik Wilson, DL 53 Justin Lawler, LB 54 Bryce Hager, C 55 Brian Allen, LB 59 Micah Kiser, T 70 Jospeh Noteboom, TE 81 Gerald Everett, TE 82 Johnny Mundt, DL 94 John Franklin-Myers, DL 95 Ethan Westbrooks, OLB 96 Matt Longacre

**Did Not Play** - QB 14 Sean Mannion

**Inactive** - DB 31 Darious Williams, RB 33 Justin Davis, OLB 45 Obo Okoronkwo, OLB 49 Trevon Young, OL 64 Jamil Demby, DT 69 Sebastian Joseph-Day, DT 92 Tanzel Smart

### Passing

| Rams | Att. | Cmp. | Yards | SK/YD | TD | Long | Int. | Rating |
|---|---|---|---|---|---|---|---|---|
| J.Goff | 28 | 15 | 186 | 0/0 | 0 | 21 | 0 | 74.4 |
| **Cowboys** | **Att.** | **Cmp.** | **Yards** | **SK/YD** | **TD** | **Long** | **Int.** | **Rating** |
| Prescott | 32 | 20 | 266 | 1/8 | 1 | 44 | 0 | 99.2 |

### Rushing

| Rams | No. | Yards | Avg. | Long | TD |
|---|---|---|---|---|---|
| C.J. Anderson | 23 | 123 | 5.3 | 15 | 2 |
| Todd Gurley II | 16 | 115 | 7.2 | 35t | 1 |
| **Cowboys** | **No.** | **Yards** | **Avg.** | **Long** | **TD** |
| Ezekiel Elliott | 20 | 47 | 2.4 | 15 | 1 |
| Dak Prescott | 2 | 3 | 1.5 | 2 | 1 |

### Receiving

| Rams | Rec. | Yards | Avg. | Long | TD |
|---|---|---|---|---|---|
| Robert Woods | 6 | 69 | 11.5 | 18 | 0 |
| Brandin Cooks | 4 | 65 | 16.3 | 21 | 0 |
| Tyler Higbee | 2 | 30 | 15.0 | 19 | 0 |
| Todd Gurley II | 2 | 3 | 1.5 | 7 | 0 |
| **Cowboys** | **Rec.** | **Yards** | **Avg.** | **Long** | **TD** |
| Michael Gallup | 6 | 119 | 19.8 | 44 | 0 |
| Amari Cooper | 6 | 65 | 10.8 | 29t | 1 |
| Ezekiel Elliott | 2 | 19 | 9.5 | 12 | 0 |
| Blake Jarwin | 2 | 17 | 8.5 | 13 | 0 |

### Interceptions

| Rams | No. | Yards | Avg. | Long | TD |
|---|---|---|---|---|---|
| None | | | | | |
| **Cowboys** | **No.** | **Yards** | **Avg.** | **Long** | **TD** |
| None | | | | | |

### Punting

| Rams | No. | Yards | Avg. | Net | TB | In20 | Long |
|---|---|---|---|---|---|---|---|
| Johnny Hekker | 1 | 29 | 29.0 | 29.0 | 0 | 0 | 29 |
| **Cowboys** | **No.** | **Yards** | **Avg.** | **Net** | **TB** | **In20** | **Long** |
| Chris Jones | 4 | 165 | 41.3 | 34.0 | 0 | 0 | 46 |

### Punt Returns

| Rams | No. | Yards | Avg. | FC | Long | TD |
|---|---|---|---|---|---|---|
| JoJo Natson | 2 | 12 | 6.0 | 0 | 12 | 0 |
| Sam Shields | 1 | 17 | 17.0 | 0 | 17 | 0 |
| **Cowboys** | **No.** | **Yards** | **Avg.** | **FC** | **Long** | **TD** |
| [OUT OF BOUNDS] | 1 | 0 | 0.0 | 0 | 0 | 0 |

### Kickoff Returns

| Rams | No. | Yards | Avg. | FC | Long | TD |
|---|---|---|---|---|---|---|
| [TOUCHBACK] | 4 | 0 | 0.0 | 0 | 0 | 0 |
| **Cowboys** | **No.** | **Yards** | **Avg.** | **FC** | **Long** | **TD** |
| Jourdan Lewis | 3 | 60 | 20.0 | 0 | 28 | 0 |
| [TOUCHBACK] | 4 | 0 | 0.0 | 0 | 0 | 0 |

## GAME NOTES

- RB Todd Gurley II registered his first postseason touchdown on a 35-yard rush. Gurley rushed 16 times for 115 yards.
- Gurley recorded his second 100-yard postseason performance. Marks the fourth time a Rams running back has notched two 100-plus yard games in the postseason.
- Gurley's total of 115 rushing yards is the eighth-highest postseason game rushing yards total in franchise history.
- RB C.J. Anderson led the team in rushing with 23 attempts on 123 yards and two touchdowns.
- Anderson's total of 123 rushing yards is the seventh-highest postseason game rushing yards total in franchise history.
- Anderson is the fifth player in franchise history to score two touchdowns in a postseason game. Tom Fears is the only Ram in history to score three touchdowns in a postseason game.
- Gurley and Anderson became the first running back duo in franchise history to each post 100-plus yard rushing games in a postseason contest.
- The rushing yard total came to 273 yards, setting a new franchise record in a postseason game. The previous highest single game mark in the postseason was 269 vs. Dallas (1/4/86).

# NFC Wildcard Game

**Memorial Coliseum, Los Angeles, Calif. • Saturday, January 2018**



**13**

WILD CARD



**26**

| Score By Periods | Q1 | Q2 | Q3 | Q4 | OT | T |
|---|---|---|---|---|---|---|
| Rams | 0 | 10 | 0 | 3 | - | 13 |
| Falcons | 6 | 7 | 6 | 7 | - | 26 |

| | Falcons | Rams |
|---|---|---|
| **First Downs** | **20** | **19** |
| Rushing | 7 | 5 |
| Passing | 13 | 12 |
| Penalty | 0 | 2 |
| **Third Down Efficiency** | **5-15-33%** | **5-14-36%** |
| **Fourth Down Efficiency** | **1-1-100%** | **1-3-33%** |
| **Total Net Yards** | **322** | **361** |
| Total Offensive Plays | 72 | 64 |
| Avg. Gain Per Play | 4.5 | 5.6 |
| **Rushes-Yards** | **39-124** | **16-115** |
| Avg. Gain Per Rush | 3.2 | 7.2 |
| **Net Passing Yards** | **198** | **246** |
| **Att-Comp-Int** | **30-21-0** | **45-24-0** |
| Avg. Gain Per Pass | 6.0 | 5.1 |
| **Punts-Avg** | **5-51.6** | **5-43.6** |
| **Penalties-Yards** | **4-51** | **5-45** |
| **Fumbles-Lost** | **0-0** | **2-2** |
| **Time of Possession** | **37:35** | **22:25** |

### Rams Starters

| | | | | | |
|---|---|---|---|---|---|
| WR | 11 | Tavon Austin | DE | 90 | Michael Brockers |
| TE | 89 | Tyler Higbee | NT | 93 | Ethan Westbrooks |
| LT | 77 | Andrew Whitworth | DT | 99 | Aaron Donald |
| LG | 76 | Rodger Saffold III | OLB | 94 | Robert Quinn |
| C | 65 | John Sullivan | OLB | 98 | Conner Barwin |
| RG | 68 | Jamon Brown | ILB | 52 | Alec Ogletree |
| RT | 79 | Rob Havenstein | ILB | 26 | Mark Barron |
| WR | 12 | Sammy Watkins | LCB | 22 | Trumaine Johnson |
| WR | 17 | Robert Woods | RCB | 32 | Troy Hill |
| QB | 16 | Jared Goff | FS | 20 | Lamarcus Joyner |
| RB | 30 | Todd Gurley II | SS | 43 | John Johnson III |

### Rams Substitutions

K 5 Sam Ficken, P 6 Johnny Hekker, WR 10 Pharoh Cooper, WR 18 Cooper Kupp, CB 23 Nickell Robey-Coleman, DB 24 Blake Countess, DB 27 Isaiah Johnson, RB 34 Malcolm Brown, S 38 Cody Davis, LS 44 Jake McQuaide, CB 47 Kevin Peterson, OLB 50 Samson Ebukam, OLB 53 Carlos Thompson, LB 54 Bryce Hager, OLB 58 Cory Littleton, T 63 Darrell Williams, C 66 Austin Blythe, TE 81 Gerald Everett, WR 83 Josh Reynolds, TE 86 Derek Carrier, DT 92 Tanzel Smart, DT 95 Tyrunn Walker, DE 97 Morgan Fox

**Did Not Play** - QB 14 Sean Mannion

**Inactive** - RB 25 Lance Dunbar, RB 33 Justin Davis, LB 55 Cameron Lynch, OLB 56 Garrett Sickels, C/G 72 Austin Neary, T 73 Cornelius Lucas, WR 88 Michael Thomas

### Passing

| Rams | Att. | Cmp. | Yards | SK/YD | TD | Long | Int. | Rating |
|---|---|---|---|---|---|---|---|---|
| J. Goff | 45 | 24 | 259 | 3/13 | 1 | 38 | 0 | 77.9 |
| **Falcons** | **Att.** | **Cmp.** | **Yards** | **SK/YD** | **TD** | **Long** | **Int.** | **Rating** |
| M. Ryan | 30 | 21 | 218 | 3/20 | 1 | 52 | 0 | 101.8 |

### Rushing

| Rams | No. | Yards | Avg. | Long | TD |
|---|---|---|---|---|---|
| Todd Gurley II | 14 | 101 | 7.2 | 33 | 0 |
| Malcolm Brown | 2 | 14 | 7.0 | 11 | 0 |
| **Falcons** | **No.** | **Yards** | **Avg.** | **Long** | **TD** |
| Devonte Freeman | 18 | 66 | 3.7 | 22 | 1 |
| Tevin Coleman | 14 | 40 | 2.9 | 7 | 0 |
| Julio Jones | 1 | 13 | 13.0 | 13 | 0 |
| Matt Ryan | 6 | 5 | 0.8 | 4 | 0 |

### Receiving

| Rams | No. | Yards | Avg. | Long | TD |
|---|---|---|---|---|---|
| Robert Woods | 9 | 142 | 15.8 | 38 | 0 |
| Cooper Kupp | 8 | 69 | 8.6 | 15 | 1 |
| Todd Gurley II | 4 | 10 | 2.5 | 4 | 0 |
| Sammy Watkins | 1 | 23 | 23.0 | 23 | 0 |
| Tyler Higbee | 1 | 11 | 11.0 | 11 | 0 |
| Gerald Everett | 1 | 4 | 4.0 | 4 | 0 |
| **Falcons** | **No.** | **Yards** | **Avg.** | **Long** | **TD** |
| Julio Jones | 9 | 94 | 10.4 | 27 | 1 |
| Mohammed Sanu | 4 | 75 | 18.8 | 52 | 0 |
| Tevin Coleman | 3 | 28 | 9.3 | 14 | 0 |
| Austin Hooper | 3 | 15 | 5.0 | 5 | 0 |
| Devonte Freeman | 1 | 3 | 3.0 | 3 | 0 |
| Justin Hardy | 1 | 3 | 3.0 | 3 | 0 |

### Interceptions

| Rams | No. | Yards | Avg. | Long | TD |
|---|---|---|---|---|---|
| None | | | | | |
| **Falcons** | **No.** | **Yards** | **Avg.** | **Long** | **TD** |
| None | | | | | |

### Punting

| Rams | No. | Yards | Avg. | Net | TB | In20 | Long |
|---|---|---|---|---|---|---|---|
| Johnny Hekker | 5 | 218 | 43.6 | 42.8 | 0 | 5 | 66 |
| **Falcons** | **No.** | **Yards** | **Avg.** | **Net** | **TB** | **In20** | **Long** |
| Matt Bosher | 5 | 258 | 51.6 | 50.2 | 0 | 0 | 60 |

### Punt Returns

| Rams | No. | Yards | Avg. | FC | Long | TD |
|---|---|---|---|---|---|---|
| Pharoh Cooper | 4 | 7 | 1.8 | 0 | 9 | 0 |
| Blake Countess | 1 | 0 | 0.0 | 0 | 0 | 0 |
| **Falcons** | **No.** | **Yards** | **Avg.** | **FC** | **Long** | **TD** |
| A. Roberts | 1 | 4 | 4.0 | 3 | 4 | 0 |
| [DOWNED] | 1 | 0 | 0.0 | 0 | 0 | 0 |

### Kickoff Returns

| Rams | No. | Yards | Avg. | FC | Long | TD |
|---|---|---|---|---|---|---|
| Pharoh Cooper | 6 | 120 | 20.0 | 0 | 26 | 0 |
| [TOUCHBACK] | 1 | 0 | 0.0 | 0 | 0 | 0 |
| **Falcons** | **No.** | **Yards** | **Avg.** | **FC** | **Long** | **TD** |
| Andre Roberts | 3 | 32 | 10.7 | 0 | 18 | 0 |
| [TOUCHBACK] | 1 | 0 | 0.0 | 0 | 0 | 0 |

## GAME NOTES

- Goff's 45 pass attempts is tied for the second-most in postseason history with Kurt Warner, vs. Tennessee (1/30/00 - SB XXXIV) and Jim Everett, at Minnesota (12/26/88).
- RB Todd Gurley rushed 14 times for 101 yards, a 7.2-yard average. Gurley had two long rushes of 26 and 33 yards.
- Marked Gurley's seventh game this season with 100-plus yards, his first of the postseason and 12th career.
- Gurley is the first Rams running back to notch a 100-plus yard game in his postseason debut since Jim Gillette had 17 carries for 101 yards vs. Washington (12/16/45).

# NFC Divisional Round Game

**Georgia Dome, Atlanta, GA • Saturday, January 15, 2005**



**47**

DIVISIONAL



**17**

| Score By Periods | Q1 | Q2 | Q3 | Q4 | OT | T |
|---|---|---|---|---|---|---|
| Rams | 7 | 10 | 0 | 0 | - | 17 |
| Falcons | 14 | 14 | 10 | 9 | - | 47 |

| | Rams | Falcons |
|---|---|---|
| **First Downs** | **19** | **18** |
| Rushing | 5 | 14 |
| Passing | 14 | 4 |
| Penalty | 0 | 0 |
| **Third Down Efficiency** | **6-10-60%** | **7-12-58%** |
| **Fourth Down Efficiency** | **0-0-0%** | **2-2-100%** |
| **Total Net Yards** | **339** | **397** |
| Total Offensive Plays | 57 | 58 |
| Avg. Gain Per Play | 5.9 | 6.8 |
| **Rushes-Yards** | **18-77** | **40-327** |
| Avg. Gain Per Rush | 4.3 | 8.2 |
| **Net Passing Yards** | **262** | **70** |
| **Att-Comp-Int** | **35-23-1** | **17-13-0** |
| Avg. Gain Per Pass | 6.7 | 3.9 |
| **Sacks Allowed-Yards** | **4-37** | **1-14** |
| **Punts-Avg** | **4-45.8** | **2-42.0** |
| **Penalties-Yards** | **4-26** | **4-32** |
| **Fumbles-Lost** | **1-1** | **1-1** |
| **Time of Possession** | **24:25** | **35:35** |

### Rams Starters

| | | | |
|---|---|---|---|
| WR | Torry Holt | LE | Bryce Fisher |
| LT | Orlando Pace | NT | Ryan Pickett |
| LG | Tom Nütten | DT | Damione Lewis |
| C | Andy McCollum | RE | Anthony Hargrove |
| RG | Adam Timmerman | WLB | Pisa Tinoisamoa |
| RT | Blaine Saipaia | MLB | Robert Thomas |
| TE | Cameron Cleeland | SLB | Tommy Polley |
| WR | Kevin Curtis | LC | Jerametrius Butler |
| QB | Marc Bulger | RC | Travis Fisher |
| TE | Brandon Manumaleuna | SS | Adam Archuleta |
| RB | Marshall Faulk | FS | Antuan Edwards |

### Rams Substitutions

P Kevin Stemke, K Jeff Wilkins, CB Kevin Garrett, CB DeJuan Groce, S Rich Coady, RB Aveion Cason, RB Steven Jackson, RB Joey Goodspeed, RB Chris Massey, LB Brandon Chillar, LB Trev Faulk, LB Drew Wahlroos, C Larry Turner, DT Jimmy Kennedy, T Grant Williams, WR Mike Furrey, WR Shaun McDonald, WR Dane Looker, DE Leonard Little, DE Erik Flowers, DT Brian Howard

**Did Not Play** - QB Jamie Martin, G Darnell Alford

**Inactive** - QB Jeff Smoker, QB Chris Chandler, CB Dwight Anderson, RB Arlen Harris, RB Nick Burley, C Matt Lehr, WR Isaac Bruce, DE Tyoka Jackson

### Passing

| Rams | Att. | Comp. | Yards | Sack/Yards | TD | Long | Int. |
|---|---|---|---|---|---|---|---|
| M. Bulger | 35 | 23 | 299 | 4/37 | 2 | 57t | 1 |
| **Falcons** | **Att.** | **Comp.** | **Yards** | **Sack/Yards** | **TD** | **Long** | **Int.** |
| M. Vick | 16 | 12 | 82 | 1/14 | 2 | 18t | 0 |
| W. Dunn | 1 | 1 | 2 | 0/0 | 0 | 2 | 0 |

### Rushing

| Rams | No. | Yards | Avg. | Long | TD |
|---|---|---|---|---|---|
| Steven Jackson | 9 | 32 | 3.6 | 15 | 0 |
| Marshall Faulk | 7 | 30 | 4.3 | 7 | 0 |
| Dane Looker | 1 | 11 | 11.0 | 11 | 0 |
| Marc Bulger | 1 | 4 | 4.0 | 4 | 0 |
| **Falcons** | **No.** | **Yards** | **Avg.** | **Long** | **TD** |
| Warrick Dunn | 17 | 142 | 8.4 | 62t | 2 |
| Michael Vick | 8 | 119 | 14.9 | 47 | 0 |
| T.J. Duckett | 15 | 66 | 4.4 | 13 | 1 |

### Receiving

| Rams | No. | Yards | Avg. | Long | TD |
|---|---|---|---|---|---|
| Kevin Curtis | 7 | 128 | 18.3 | 57t | 1 |
| Shaun McDonald | 4 | 37 | 9.3 | 14 | 0 |
| Marshall Faulk | 4 | 31 | 7.8 | 14 | 0 |
| Dane Looker | 3 | 38 | 12.7 | 15 | 0 |
| Torry Holt | 2 | 42 | 21.0 | 28t | 1 |
| Steven Jackson | 2 | 5 | 2.5 | 8 | 0 |
| Brandon Manumaleuna | 1 | 18 | 18.0 | 18 | 0 |
| **Falcons** | **No.** | **Yards** | **Avg.** | **Long** | **TD** |
| Peerless Price | 3 | 22 | 7.3 | 9 | 1 |
| Alge Crumpler | 2 | 22 | 11.0 | 18t | 1 |
| Michael Jenkins | 2 | 19 | 9.5 | 14 | 0 |
| Brian Finneran | 2 | 8 | 4.0 | 6 | 0 |
| DeAngelo Hall | 1 | 6 | 6.0 | 6 | 0 |
| Dez White | 1 | 3 | 3.0 | 3 | 0 |
| Michael Vick | 1 | 2 | 2.0 | 2 | 0 |
| Warrick Dunn | 1 | 2 | 2.0 | 2 | 0 |

### Interceptions

| Rams | No. | Yards | Avg. | Long | TD |
|---|---|---|---|---|---|
| None | | | | | |
| **Falcons** | **No.** | **Yards** | **Avg.** | **Long** | **TD** |
| Jason Webster | 1 | 0 | 0.0 | 0 | 0 |

### Punting

| Rams | No. | Yards | Avg. | Long | TB | In20 | Block |
|---|---|---|---|---|---|---|---|
| Kevin Stemke | 4 | 183 | 45.8 | 54 | 1 | 0 | 0 |
| **Falcons** | **No.** | **Yards** | **Avg.** | **Long** | **TB** | **In20** | **Block** |
| Chris Mohr | 2 | 84 | 42.0 | 47 | 0 | 1 | 0 |

### Punt Returns

| Rams | Ret. | FC | Yards | Avg. | Long | TD |
|---|---|---|---|---|---|---|
| Shaun McDonald | 0 | 1 | 0 | 0.0 | 0 | 0 |
| **Falcons** | **Ret.** | **FC** | **Yards** | **Avg.** | **Long** | **TD** |
| Allen Rossum | 3 | 0 | 152 | 50.7 | 68t | 1 |

### Kickoff Returns

| Rams | No. | Yards | Avg. | Long | TD |
|---|---|---|---|---|---|
| Aveion Cason | 6 | 122 | 20.3 | 25 | 0 |
| Brandon Manumaleuna | 1 | 0 | 0.0 | 0 | 0 |
| **Falcons** | **No.** | **Yards** | **Avg.** | **Long** | **TD** |
| Allen Rossum | 4 | 80 | 20.0 | 26 | 0 |

### Sacks

**Rams:** Leonard Little 1-14
**Falcons:** Keith Brooking 1-20, Rod Coleman 1-10, Brady Smith 1-5, Travis Hall 1-2

### GAME NOTES

- WR Kevin Curtis had his second consecutive playoff 100-yard receiving game, making him the third player in Rams' history to have at least two straight such games in the playoffs. This also made him the second player in NFL history to have two 100-yard receiving games in the playoffs before having one in the regular season.
- QB Marc Bulger (944) passed Pat Haden (728) for fifth place on the Rams' all-time playoff passing list with his 299 yards in the air.
- RB Marshall Faulk (509) moved past Harold Jackson (505) for fourth place on the Rams' all-time playoff receiving list with 31 receiving yards.

# NFC Wildcard Game

**Qwest Field, Seattle, WA • Saturday, January 2005**



**20**






**27**

| Score By Periods | Q1 | Q2 | Q3 | Q4 | OT | T |
|---|---|---|---|---|---|---|
| Rams | 7 | 7 | 3 | 10 | - | 27 |
| Seahawks | 3 | 7 | 3 | 7 | - | 20 |

| | Rams | Seahawks |
|---|---|---|
| First Downs | 22 | 24 |
| Rushing | 3 | 7 |
| Passing | 15 | 15 |
| Penalty | 4 | 2 |
| Third Down Efficiency | 9-14-64% | 5-12-42% |
| Fourth Down Efficiency | 0-0-0% | 0-2-0% |
| Total Net Yards | 396 | 413 |
| Total Offensive Plays | 64 | 66 |
| Avg. Gain Per Play | 6.2 | 6.3 |
| Rushes-Yards | 27-102 | 20-81 |
| Avg. Gain Per Rush | 3.8 | 4.1 |
| Net Passing Yards | 294 | 332 |
| Att-Comp-Int | 32-18-1 | 43-27-1 |
| Avg. Gain Per Pass | 7.9 | 7.2 |
| Sacks Allowed-Yards | 5-19 | 3-9 |
| Punts-Avg | 3-29.0 | 3-44.3 |
| Penalties-Yards | 4-30 | 9-61 |
| Fumbles-Lost | 0-0 | 2-0 |
| Time of Possession | 31:06 | 28:54 |

### Rams Starters

| | | | |
|---|---|---|---|
| WR | Torry Holt | LE | Bryce Fisher |
| LT | Orlando Pace | NT | Ryan Pickett |
| LG | Tom Nütten | DT | Jimmy Kennedy |
| C | Andy McCollum | RE | Anthony Hargrove |
| RG | Adam Timmerman | WLB | Pisa Tinoisamoa |
| RT | Blaine Saipaia | MLB | Robert Thomas |
| TE | Brandon Manumaleuna | SLB | Tommy Polley |
| WR | Isaac Bruce | LC | Jerametrius Butler |
| QB | Marc Bulger | RC | Travis Fisher |
| WR | Kevin Curtis | SS | Adam Archuleta |
| RB | Marshall Faulk | FS | Antuan Edwards |

### Rams Substitutions

P Kevin Stemke, K Jeff Wilkins, CB Kevin Garrett, CB DeJuan Groce, S Rich Coady, RB Aveion Cason, RB Steven Jackson, RB Joey Goodspeed, RB Chris Massey, LB Brandon Chillar, LB Trev Faulk, LB Drew Wahlroos, C Larry Turner, T Grant Williams, WR Mike Furrey, WR Shaun McDonald, TE Cameron Cleeland, WR Dane Looker, DE Leonard Little, DT Damione Lewis, DE Erik Flowers, DT Brian Howard

Did Not Play - QB Jamie Martin

Inactive - QB Jeff Smoker, QB Chris Chandler, CB Dwight Anderson, RB Arlen Harris, RB Nick Burley, C Matt Lehr, G Darnell Alford, DE Tyoka Jackson

### Passing

| Rams | Att. | Comp. | Yards | Sk/Yd | TD | Long | Int. |
|---|---|---|---|---|---|---|---|
| M. Bulger | 32 | 18 | 313 | 5/19 | 2 | 52 | 1 |
| **Rams** | **Att.** | **Comp.** | **Yards** | **Sk/Yd** | **TD** | **Long** | **Int.** |
| M. Hasselbeck | 43 | 27 | 341 | 3/9 | 2 | 25 | 1 |

### Rushing

| Rams | No. | Yards | Avg. | Long | TD |
|---|---|---|---|---|---|
| Marshall Faulk | 13 | 55 | 4.2 | 13 | 1 |
| Steven Jackson | 10 | 36 | 3.6 | 9 | 0 |
| Marc Bulger | 3 | 10 | 3.3 | 7 | 0 |
| Isaac Bruce | 1 | 1 | 1.0 | 1 | 0 |
| **Seahawks** | **No.** | **Yards** | **Avg.** | **Long** | **TD** |
| Shaun Alexander | 15 | 40 | 2.7 | 9 | 0 |
| Matt Hasselbeck | 2 | 26 | 13.0 | 17 | 0 |
| Maurice Morris | 2 | 9 | 4.5 | 5 | 0 |
| Mack Strong | 1 | 6 | 6.0 | 6 | 0 |

### Receiving

| Rams | No. | Yards | Avg. | Long | TD |
|---|---|---|---|---|---|
| Torry Holt | 6 | 108 | 18.0 | 52 | 1 |
| Kevin Curtis | 4 | 107 | 26.8 | 50 | 0 |
| Isaac Bruce | 3 | 40 | 13.3 | 21 | 0 |
| Marshall Faulk | 2 | 12 | 6.0 | 12 | 0 |
| Shaun McDonald | 1 | 31 | 31.0 | 31 | 0 |
| Cameron Cleeland | 1 | 17 | 17.0 | 17t | 1 |
| Steven Jackson | 1 | -2 | -2.0 | -2 | 0 |
| **Seahawks** | **No.** | **Yards** | **Avg.** | **Long** | **TD** |
| Darrell Jackson | 12 | 128 | 10.7 | 23t | 1 |
| Itula Mili | 6 | 98 | 16.3 | 22 | 0 |
| Koren Robinson | 4 | 40 | 10.0 | 15 | 0 |
| Bobby Engram | 3 | 34 | 11.3 | 19t | 1 |
| Shaun Alexander | 1 | 25 | 25.0 | 25 | 0 |
| Jerramy Stevens | 1 | 16 | 16.0 | 16 | 0 |

### Interceptions

| Rams | No. | Yards | Avg. | Long | TD |
|---|---|---|---|---|---|
| Travis Fisher | 1 | 0 | 0.0 | 0 | 0 |
| **Seahawks** | **No.** | **Yards** | **Avg.** | **Long** | **TD** |
| Ken Hamlin | 1 | 0 | 0.0 | 0 | 0 |

### Punting

| Rams | No. | Yards | Avg. | Long | TB | In20 | Block |
|---|---|---|---|---|---|---|---|
| Kevin Stemke | 3 | 87 | 29.0 | 41 | 0 | 1 | 0 |
| **Rams** | **No.** | **Yards** | **Avg.** | **Long** | **TB** | **In20** | **Block** |
| Ken Walter | 3 | 133 | 44.3 | 48 | 0 | 0 | 0 |

### Punt Returns

| Rams | No. | Yards | Avg. | FC | Long | TD |
|---|---|---|---|---|---|---|
| Shaun McDonald | 3 | 14 | 4.7 | 0 | 10 | 0 |
| **Seahawks** | **No.** | **Yards** | **Avg.** | **FC** | **Long** | **TD** |
| Bobby Engram | 1 | 9 | 9.0 | 1 | 9 | 0 |

### Kickoff Returns

| Rams | No. | Yards | Avg. | FC | Long | TD |
|---|---|---|---|---|---|---|
| Aveion Cason | 5 | 101 | 20.2 | 24 | 0 | 0 |
| **Seahawks** | **No.** | **Yards** | **Avg.** | **FC** | **Long** | **TD** |
| Maurice Morris | 6 | 109 | 18.2 | 21 | 0 | 0 |

### Sacks

**Rams:** Jimmy Kennedy 1-6, Robert Thomas 1-2, Damione Lewis 1-1

**Seahawks:** Chike Okeafor 2-14, Rocky Bernard 1-2, Chad Brown 1-2, Craig Terrill 0.5-0.5, Cedric Woodard 0.5-0.5

## GAME NOTES

- St. Louis became the first 8-8 team to win a playoff game in NFL history, duplicated by Minnesota the following day.
- St. Louis became the 11th team in NFL history to sweep three games in one season from a divisional foe.
- WR Torry Holt (588) moved into second place on the Rams' all-time playoff receiving list by passing Hall of Famer Tom Fears (572) with his 108 receiving yards.
- K Jeff Wilkins' two field goals and thre PATs helped extend his franchise record for playoff scoring to 72.

# NFC Divisional Round Game

**Edward Jones Dome, St. Louis, MO • Saturday, January 10, 2004**

| | | |
|---|---|---|
| **23** | **2OT** | **29** |

| Score By Periods | Q1 | Q2 | Q3 | Q4 | OT(2) | T |
|---|---|---|---|---|---|---|
| Rams | 3 | 6 | 3 | 11 | 0 | 23 |
| Panthers | 0 | 10 | 6 | 7 | 6 | 29 |

| | Panthers | Rams |
|---|---|---|
| **First Downs** | **24** | **23** |
| Rushing | 10 | 4 |
| Passing | 12 | 17 |
| Penalty | 2 | 2 |
| **Third Down Efficiency** | **9-17-53%** | **5-13-38%** |
| **Fourth Down Efficiency** | **0-0-0%** | **1-1-100%** |
| Total Net Yards | 485 | 380 |
| Total Offensive Plays | 71 | 71 |
| Avg. Gain Per Play | 6.8 | 5.4 |
| **Rushes-Yards** | **41-216** | **23-64** |
| Avg. Gain Per Rush | 5.3 | 2.8 |
| **Net Passing Yards** | **269** | **316** |
| Att-Comp-Int | 27-16-1 | 46-27-3 |
| Avg. Gain Per Pass | 9.0 | 6.6 |
| **Sacks Allowed-Yards** | **3-21** | **2-16** |
| **Punts-Avg** | **2-36.5** | **1-46.0** |
| **Penalties-Yards** | **13-92** | **5-33** |
| **Fumbles-Lost** | **1-0** | **0-0** |
| **Time of Possession** | **41:06** | **34:04** |

### Rams Starters

| | | | |
|---|---|---|---|
| WR | Torry Holt | LE | Leonard Little |
| LT | Orlando Pace | LDT | Brian Young |
| LG | Andy McCollum | RDT | Ryan Pickett |
| C | Dave Wohlabaugh | RE | Grant Wistrom |
| RG | Adam Timmerman | LB | Pisa Tinoisamoa |
| RT | Kyle Turley | LB | Tommy Polley |
| TE | Brandon Manumaleuna | LC | Jerametrius Butler |
| WR | Isaac Bruce | RC | Travis Fisher |
| QB | Marc Bulger | SS | Adam Archuleta |
| TE | Cameron Cleeland | FS | Aeneas Williams |
| RB | Marshall Faulk | S | Jason Sehorn |

### Rams Substitutions

P Sean Landeta, K Jeff Wilkins, CB Kevin Garrett, S Rich Coady, RB Arlen Harris, RB Joey Goodspeed, LS Chris Massey, LB Justin Smith, LB Robert Thomas, LB Jeremy Loyd, LB Jamie Duncan, T John St. Clair, T Grant Williams, WR Mike Furrey, WR Dane Looker, DT Damione Lewis, DE Bryce Fisher, DE Erik Flowers, DT Tyoka Jackson

**Did Not Play** - QB Kurt Warner, RB Lamar Gordon, WR Kevin Curtis, WR Shaun McDonald

**Inactive** - QB Scott Covington, CB DeJuan Groce, CB Fred Weary, LB Trev Faulk, G David Loverne, G Scott Tercero, G Andy King, DT Jimmy Kennedy

### Passing

| Rams | Att. | Comp. | Yards | Sack/Yards | TD | Long | Int. |
|---|---|---|---|---|---|---|---|
| Marc Bulger | 46 | 27 | 332 | 2/16 | 0 | 28 | 3 |
| **Panthers** | **Att.** | **Comp.** | **Yards** | **Sack/Yards** | **TD** | **Long** | **Int.** |
| J. Delhomme | 26 | 16 | 290 | 3/21 | 1 | 69t | 1 |
| Steve Smith | 1 | 0 | 0 | 1/4 | 0 | 0 | 0 |

### Rushing

| Rams | No. | Yards | Avg. | Long | TD |
|---|---|---|---|---|---|
| Marshall Faulk | 19 | 53 | 2.8 | 8 | 1 |
| Marc Bulger | 4 | 11 | 2.8 | 7 | 0 |
| **Panthers** | **No.** | **Yards** | **Avg.** | **Long** | **TD** |
| DeShaun Foster | 21 | 95 | 4.5 | 17 | 0 |
| Stephen Davis | 6 | 86 | 14.3 | 64 | 0 |
| Nick Goings | 6 | 22 | 3.7 | 9 | 0 |
| Brad Hoover | 2 | 9 | 4.5 | 7t | 1 |
| Steve Smith | 1 | 7 | 7.0 | 7 | 0 |
| Muhsin Muhammad | 1 | 3 | 3.0 | 3 | 0 |
| Jake Delhomme | 4 | -6 | -1.5 | 2 | 0 |

### Receiving

| Rams | No. | Yards | Avg. | Long | TD |
|---|---|---|---|---|---|
| Marshall Faulk | 9 | 78 | 8.7 | 25 | 0 |
| Isaac Bruce | 7 | 116 | 16.6 | 26 | 0 |
| Mike Furrey | 4 | 30 | 7.5 | 10 | 0 |
| Dane Looker | 2 | 31 | 15.5 | 24 | 0 |
| Torry Holt | 2 | 21 | 10.5 | 13 | 0 |
| Cameron Cleeland | 1 | 28 | 28.0 | 28 | 0 |
| Brandon Manumaleuna | 1 | 19 | 19.0 | 19 | 0 |
| Joey Goodspeed | 1 | 9 | 9.0 | 9 | 0 |
| **Panthers** | **No.** | **Yards** | **Avg.** | **Long** | **TD** |
| Steve Smith | 6 | 163 | 27.2 | 69t | 1 |
| Muhsin Muhammad | 5 | 70 | 14.0 | 24 | 0 |
| Brad Hoover | 2 | 16 | 8.0 | 11 | 0 |
| Jermaine Wiggins | 1 | 21 | 21.0 | 21 | 0 |
| Nick Goings | 1 | 12 | 12.0 | 12 | 0 |
| DeShaun Foster | 1 | 8 | 8.0 | 8 | 0 |

### Interceptions

| Rams | No. | Yards | Avg. | Long | TD |
|---|---|---|---|---|---|
| Tommy Polley | 1 | 37 | 37.0 | 37 | 0 |
| **Panthers** | **No.** | **Yards** | **Avg.** | **Long** | **TD** |
| Deon Grant | 1 | 16 | 16.0 | 16 | 0 |
| Ricky Manning | 1 | 0 | 0.0 | 0 | 0 |
| Mike Minter | 1 | -1 | -1.0 | -1 | 0 |

### Punting

| Rams | No. | Yards | Avg. | Long | TB | In20 | Block |
|---|---|---|---|---|---|---|---|
| Sean Landeta | 1 | 46 | 46.0 | 46 | 0 | 0 | 0 |
| **Panthers** | **No.** | **Yards** | **Avg.** | **Long** | **TB** | **In20** | **Block** |
| Todd Sauerbrun | 2 | 73 | 36.5 | 40 | 0 | 0 | 0 |

### Punt Returns

| Rams | Ret. | FC | Yards | Avg. | Long | TD |
|---|---|---|---|---|---|---|
| Dane Looker | 0 | 1 | 0 | 0.0 | 0 | 0 |
| Mike Furrey | 0 | 1 | 0 | 0.0 | 0 | 0 |
| **Panthers** | **Ret.** | **FC** | **Yards** | **Avg.** | **Long** | **TD** |
| Steve Smith | 0 | 1 | 0 | 0.0 | 0 | 0 |

### Kickoff Returns

| Rams | No. | Yards | Avg. | Long | TD |
|---|---|---|---|---|---|
| Arlen Harris | 5 | 124 | 24.8 | 33 | 0 |
| Brandon Manumaleuna | 1 | 0 | 0.0 | 0 | 0 |
| **Panthers** | **No.** | **Yards** | **Avg.** | **Long** | **TD** |
| Rod Smart | 5 | 123 | 24.6 | 30 | 0 |
| Brad Hoover | 1 | 19 | 19.0 | 19 | 0 |

### Sacks

**Rams:** Brian Young 2-10, Tyoka Jackson 1-11
**Panthers:** Julius Peppers 1-10, Greg Favors 1-6

### GAME NOTES

- The game was the fifth-longest playoff game in NFL history (75:10).
- The Rams rallied from a 23-12 deficit in the final 6:29 to force overtime. RB Marshall Faulk scored on a 1-yard touchdown run, WR Dane Looker caught a two-point conversion pass, and Wilkins recovered his own onside kick before making a field-goal to send the game to overtime.
- K Jeff Wilkins tied an NFL post season record for made field goals (five) and attempts (six).
- RB Marshall Faulk tied a team playoff record with nine receptions (78 yards).
- WR Isaac Bruce set a team playoff record with his fourth 100-yard receiving game (seven receptions, 116 yards).

# Super Bowl XXVI

**Louisiana Superdome, New Orleans, LA • Sunday, February 3, 2002**



**17**






**20**

| | | | | | |
|---|---|---|---|---|---|
| RAMS | 3 | 0 | 0 | 14 | - 17 |
| New England | 0 | 14 | 3 | 3 | - 20 |

RAMS -- FG Wilkins 50
NE -- Law 47-yard interception return (Vinatieri kick)
NE -- Patten 8-yard pass from Brady (Vinatieri kick)
NE -- FG Vinatieri 37
RAMS -- Warner 2-yard run (Wilkins kick)
RAMS -- Proehl 26-yard pass from Warner (Wilkins kick)
NE -- FG Vinatieri 48
PAID ATT -- 72,922

| | RAMS | PATRIOTS |
|---|---|---|
| **First Downs** | 26 | 15 |
| Rushing | 7 | 6 |
| Passing | 16 | 8 |
| Penalty | 3 | 1 |
| **Third Down Efficiency** | 5-13-38% | 2-11-18% |
| **Fourth Down Efficiency** | 0-0-0% | 0-0-0% |
| **Total Net Yards** | 427 | 267 |
| Total Offensive Plays | 69 | 54 |
| Avg. Gain Per Play | 6.2 | 4.9 |
| **Rushes-Yards** | 22-90 | 25-133 |
| Avg. Gain Per Rush | 4.1 | 5.3 |
| **Net Passing Yards** | 337 | 134 |
| Att-Comp-Int | 44-28-2 | 27-16-0 |
| Avg. Gain Per Pass | 7.2 | |
| 4.6 | | |
| **Sacks Allowed-Yards** | 3-28 | 2-11 |
| **Punts-Avg** | 4-39.8 | 8-43.1 |
| **Penalties-Yards** | 6-39 | 5-31 |
| **Fumbles-Lost** | 2-1 | 0-0 |
| **Time of Possession** | 33:30 | 26:30 |

### RAMS STARTERS

| | | | |
|---|---|---|---|
| WR | Torry Holt | LE | Chidi Ahanotu |
| LT | Orlando Pace | LDT | Brian Young |
| LG | Tom Nütten | RDT | Jeff Zgonina |
| C | Andy McCollum | RE | Grant Wistrom |
| RG | Adam Timmerman | LLB | Don Davis |
| RT | Rod Jones | MLB | London Fletcher |
| TE | Ernie Conwell | RLB | Tommy Polley |
| WR | Isaac Bruce | LC | Aeneas Williams |
| QB | Kurt Warner | RC | Dexter McCleon |
| FB | James Hodgins | SS | Adam Archuleta |
| RB | Marshall Faulk | FS | Kim Herring |

### RAMS SUBSTITUTIONS

P John Baker, K Jeff Wilkins, CB Jerametrius Butler, RB Trung Canidate, RB Robert Holcombe, S Willie Gary, CB Dre' Bly, S Nick Sorensen, TE Jeff Robinson, T Ryan Tucker, LB Mark Fields, LB O.J. Brigance, C/G Frank Garcia, G Cameron Spikes, DE Sean Moran, DT Ryan Pickett, WR Az-Zahir Hakim, WR Yo Murphy, TE Brandon Manumaleuna, WR Ricky Proehl, DE Leonard Little, DT Tyoka Jackson
**DNP**-QB Jamie Martin
**IA**-QB Marc Bulger, RB Justin Watson, S Rich Coady, LB Brian Allen, LB Dustin Cohen, T John St. Clair, G Kaulana Noa

## GAME NOTES

- The Rams made their second Super Bowl appearance in three seasons, and eighth overall NFL Championship appearance.
- K Jeff Wilkins' 50-yard field goal in the first quarter was the third-longest in Super Bowl history.
- The Patriots had a 17-3 lead before St. Louis opened up the fourth quarter by going on a 12-play, 77-yard drive that resulted in a 2-yard touchdown run by Warner to narrow the Rams' deficit at 17-10.
- The Rams got the ball back with 1:51 left in the game and scored three plays later (with 1:37 to go) on a Warner pass to WR Ricky Proehl for a 26-yard touchdown that tied to score at 17-17.
- New England then went on a nine-play, 53-yard drive that took the remainder of the game, culminating in a 48-yard, game-winning field goal by Vinatieri as time expired.

### PASSING

| Rams | Att | Com | Yds | Tkd/Yd | TD | LG | IN |
|---|---|---|---|---|---|---|---|
| Kurt Warner | 44 | 28 | 365 | 3/28 | 1 | 30 | 2 |
| **Patriots** | **Att** | **Com** | **Yds** | **Tkd/Yd** | **TD** | **LG** | **IN** |
| Tom Brady | 27 | 16 | 145 | 1/7 | 1 | 23 | 0 |
| Kevin Faulk | 0 | 0 | 0 | 1/4 | 0 | 0 | 0 |

### RUSHING

| Rams | Att | Yds | Avg | LG | TD |
|---|---|---|---|---|---|
| Marshall Faulk | 17 | 76 | 4.5 | 15 | 0 |
| Kurt Warner | 3 | 6 | 2.0 | 5 | 1 |
| Az-Zahir Hakim | 1 | 5 | 5.0 | 5 | 0 |
| James Hodgins | 1 | 3 | 3.0 | 3 | 0 |
| **Patriots** | **Att** | **Yds** | **Avg** | **LG** | **TD** |
| Antowain Smith | 18 | 92 | 5.1 | 17 | 0 |
| David Patten | 1 | 22 | 22.0 | 2 | 0 |
| Kevin Faulk | 2 | 15 | 7.5 | 8 | 0 |
| Marc Edwards | 2 | 5 | 2.5 | 3 | 0 |
| Tom Brady | 1 | 3 | 3.0 | 3 | 0 |
| J.R. Redmond | 1 | -4 | -4.0 | -4 | 0 |

### RECEIVING

| Rams | No | Yds | Avg | LG | TD |
|---|---|---|---|---|---|
| Az-Zahir Hakim | 5 | 90 | 18.0 | 29 | 0 |
| Isaac Bruce | 5 | 56 | 11.2 | 22 | 0 |
| Torry Holt | 5 | 49 | 9.8 | 18 | 0 |
| Marshall Faulk | 4 | 54 | 13.5 | 22 | 0 |
| Ricky Proehl | 3 | 71 | 23.7 | 30 | 1 |
| Jeff Robinson | 2 | 18 | 9.0 | 12 | 0 |
| Ernie Conwell | 2 | 8 | 4.0 | 9 | 0 |
| Yo Murphy | 1 | 11 | 11.0 | 11 | 0 |
| James Hodgins | 1 | 8 | 8.0 | 8 | 0 |
| **Patriots** | **No** | **Yds** | **Avg** | **LG** | **TD** |
| Troy Brown | 6 | 89 | 14.8 | 23 | 0 |
| J.R. Redmond | 3 | 24 | 8.0 | 11 | 0 |
| Jermaine Wiggins | 2 | 14 | 7.0 | 8 | 0 |
| Marc Edwards | 2 | 7 | 3.5 | 5 | 0 |
| David Patten | 1 | 8 | 8.0 | 8t | 1 |
| Antowain Smith | 1 | 4 | 4.0 | 4 | 0 |
| Kevin Faulk | 1 | -1 | -1.0 | -1 | 0 |

### INTERCEPTIONS

| Rams | No | Yds | Avg | LG | TD |
|---|---|---|---|---|---|
| None | | | | | |
| **Patriots** | **No** | **Yds** | **Avg** | **LG** | **TD** |
| Ty Law | 1 | 47 | 47.0 | 47t | 1 |
| Otis Smith | 1 | 30 | 30.0 | 30 | 0 |

### PUNTING

| Rams | No | Yds | Avg | LG | TB | IN20 | Blk |
|---|---|---|---|---|---|---|---|
| John Baker | 4 | 159 | 39.8 | 49 | 1 | 3 | 0 |
| **Patriots** | **No** | **Yds** | **Avg** | **LG** | **TB** | **IN20** | **Blk** |
| Ken Walter | 8 | 345 | 43.1 | 53 | 2 | 4 | 0 |

### PUNT RETURNS

| Rams | No | FC | Yd s | Avg | LG | TD |
|---|---|---|---|---|---|---|
| Dre' Bly | 3 | 2 | 6 | 2.0 | 7 | 0 |
| **Patriots** | **No** | **FC** | **Yds** | **Avg** | **LG** | **TD** |
| Troy Brown | 1 | 0 | 4 | 4.0 | 4 | 0 |

### KICKOFF RETURNS

| Rams | No | Yds | Avg | LG | TD |
|---|---|---|---|---|---|
| Yo Murphy | 3 | 81 | 27.0 | 38 | 0 |
| Marshall Faulk | 1 | 1 | 1.0 | 1 | 0 |
| **Patriots** | **No** | **Yds** | **Avg** | **LG** | **TD** |
| Patrick Pass | 8 | 185 | 28.3 | 35 | 0 |
| Troy Brown | 1 | 15 | 15.0 | 15 | 0 |

### SACKS

**Rams:** Leonard Little 1-7, Grant Wistrom 1-4
**Patriots:** Willie McGinest 1-16, Richard Seymour 1-7, Bobby Hamilton 1-5

# NFC Championship Game

**Dome at America's Center, St. Louis, MO • Sunday, January 27, 2002**



**29**






**24**

| | | | | | |
|---|---|---|---|---|---|
| Philadelphia | 3 | 14 | 0 | 7 | - 24 |
| RAMS | 10 | 3 | 9 | 7 | - 29 |

RAMS -- Bruce 5-yard pass from Warner (Wilkins kick)
PHI -- FG Akers 46
RAMS -- FG Wilkins 27
PHI -- Staley 1-yard run (Akers kick)
RAMS -- FG Wilkins 39
PHI -- Pinkston 12-yard pass from McNabb (Akers kick)
RAMS -- FG Wilkins 41
RAMS -- Faulk 1-yard run (pass failed)
RAMS -- Faulk 1-yard run (Wilkins kick)
PHI -- McNabb 3-yard run (Akers kick)
PAID ATT -- 66,502

| | EAGLES | RAMS |
|---|---|---|
| **First Downs** | 16 | 22 |
| Rushing | 7 | 9 |
| Passing | 9 | 13 |
| Penalty | 0 | 0 |
| **Third Down Efficiency** | 5-12-42% | 7-15-47% |
| **Fourth Down Efficiency** | 1-2-50% | 0-1-0% |
| **Total Net Yards** | 256 | 371 |
| Total Offensive Plays | 55 | 67 |
| Avg. Gain Per Play | 4.7 | 55 |
| **Rushes-Yards** | 22-110 | 33-161 |
| Avg. Gain Per Rush | 5.0 | 4.9 |
| **Net Passing Yards** | 146 | 210 |
| Att-Comp-Int | 30-18-1 | 33-22-0 |
| Avg. Gain Per Pass | 4.4 | 6.2 |
| **Sacks Allowed-Yards** | 3-25 | 1-2 |
| **Punts-Avg** | 4-39.3 | 3-45.0 |
| **Penalties-Yards** | 2-15 | 6-38 |
| **Fumbles-Lost** | 1-1 | 2-0 |
| **Time of Possession** | 24:30 | 35:30 |

### RAMS STARTERS

| | | | |
|---|---|---|---|
| WR | Torry Holt | LE | Chidi Ahanotu |
| LT | Orlando Pace | LDT | Brian Young |
| LG | Tom Nütten | RDT | Jeff Zgonina |
| C | Andy McCollum | RE | Grant Wistrom |
| RG | Adam Timmerman | LLB | Don Davis |
| RT | Rod Jones | MLB | London Fletcher |
| WR | Ricky Proehl | RLB | Tommy Polley |
| WR | Isaac Bruce | LC | Aeneas Williams |
| QB | Kurt Warner | RC | Dexter McCleon |
| WR | Az-Zahir Hakim | SS | Adam Archuleta |
| RB | Marshall Faulk | FS | Kim Herring |

### RAMS SUBSTITUTIONS

P John Baker, K Jeff Wilkins, CB Jerametrius Butler, RB Trung Canidate, RB Robert Holcombe, S Willie Gary, CB Dre' Bly, S Nick Sorensen, RB James Hodgins, TE Jeff Robinson, T Ryan Tucker, LB Mark Fields, LB Dustin Cohen, LB O.J. Brigance, C/G Frank Garcia, DE Sean Moran, DT Ryan Pickett, WR Yo Murphy, TE Ernie Conwell, TE Brandon Manumaleuna, DE Leonard Little, DT Tyoka Jackson
**DNP**-QB Jamie Martin
**IA**-QB Marc Bulger, RB Justin Watson, S Rich Coady, LB Brian Allen, T John St. Clair, G Kaulana Noa, G Cameron Spikes

### PASSING

| Eagles | Att | Com | Yds | Tkd/Yd | TD | LG | IN |
|---|---|---|---|---|---|---|---|
| Donovan McNabb | 30 | 18 | 171 | 3/25 | 1 | 17 | 1 |
| **Rams** | **Att** | **Com** | **Yds** | **Tkd/Yd** | **TD** | **LG** | **IN** |
| Kurt Warner | 33 | 22 | 212 | 1/2 | 1 | 21 | 0 |

### RUSHING

| Eagles | Att | Yds | Avg | LG | TD |
|---|---|---|---|---|---|
| Correll Buckhalter | 6 | 50 | 8.3 | 31 | 0 |
| Duce Staley | 11 | 39 | 3.5 | 20 | 1 |
| Donovan McNabb | 4 | 26 | 6.5 | 10 | 1 |
| James Thrash | 1 | -5 | -5.0 | -5 | 0 |
| **Rams** | **Att** | **Yds** | **Avg** | **LG** | **TD** |
| Marshall Faulk | 31 | 159 | 5.1 | 31 | 2 |
| Kurt Warner | 2 | 2 | 1.0 | 3 | 0 |

### RECEIVING

| Eagles | No | Yds | Avg | LG | TD |
|---|---|---|---|---|---|
| Duce Staley | 8 | 58 | 7.3 | 10 | 0 |
| Chad Lewis | 5 | 53 | 10.6 | 14 | 0 |
| James Thrash | 3 | 46 | 15.3 | 17 | 0 |
| Todd Pinkston | 1 | 12 | 12.0 | 12t | 1 |
| Freddie Mitchell | 1 | 2 | 2.0 | 2 | 0 |
| **Rams** | **No** | **Yds** | **Avg** | **LG** | **TD** |
| Isaac Bruce | 8 | 84 | 10.5 | 17 | 1 |
| Torry Holt | 5 | 58 | 11.6 | 21 | 0 |
| Marshall Faulk | 4 | 13 | 3.3 | 10 | 0 |
| Ernie Conwell | 3 | 33 | 11.0 | 19 | 0 |
| Az-Zahir Hakim | 2 | 24 | 12.0 | 20 | 0 |

### INTERCEPTIONS

| Eagles | No | Yds | Avg | LG | TD |
|---|---|---|---|---|---|
| None | | | | | |
| **Rams** | **No** | **Yds** | **Avg** | **LG** | **TD** |
| Aeneas Williams | 1 | 0 | 0.0 | 0 | 0 |

### PUNTING

| Eagles | No | Yds | Avg | LG | TB | IN20 | Blk |
|---|---|---|---|---|---|---|---|
| Sean Landeta | 4 | 157 | 39.3 | 46 | 0 | 1 | 0 |
| **Rams** | **No** | **Yds** | **Avg** | **LG** | **TB** | **IN20** | **Blk** |
| John Baker | 3 | 135 | 45.0 | 51 | 0 | 1 | 0 |

### PUNT RETURNS

| Eagles | No | FC | Yds | Avg | LG | TD |
|---|---|---|---|---|---|---|
| Brian Mitchell | 2 | 1 | 20 | 10.0 | 41 | 0 |
| **Rams** | **No** | **FC** | **Yds** | **Avg** | **LG** | **TD** |
| Dre' Bly | 1 | 3 | 0 | 0.0 | 0 | 0 |

### KICKOFF RETURNS

| Eagles | No | Yds | Avg | LG | TD |
|---|---|---|---|---|---|
| Brian Mitchell | 6 | 128 | 21.3 | 16 | 0 |
| Dameane Douglas | 1 | 20 | 20.0 | 20 | 0 |
| **Rams** | **No** | **Yds** | **Avg** | **LG** | **TD** |
| Yo Murphy | 3 | 95 | 31.7 | 43 | 0 |
| Trung Canidate | 1 | 22 | 22.0 | 22 | 0 |

### SACKS

**Eagles:** Derrick Burgess 1-2
**Rams:** Leonard Little 2-15, Grant Wistrom 1-10

## GAME NOTES

- The Rams won their second NFC Championship in three years and third all time.
- St. Louis won their fifth consecutive home playoff game.
- RB Marshall Faulk rushed 31 times for a career-high 159 yards and two touchdowns. Faulk's rushing yardage total was the third-highest postseason total in franchise history.
- CB Aeneas Williams' interception with 1:55 left in the game helped seal the Rams victory.
- Led by Faulk rushing 22 times for 75 yards and two touchdowns after halftime, the Rams held a 20:51-9:09 time of possession advantage in the second half.

# NFC Divisional Round Game

**Dome at America's Center, St. Louis, MO • Sunday, January 20, 2002**



**45**






**17**

| | | | | |
|---|---|---|---|---|
| Green Bay | 7 | 3 | 0 | 7 - 17 |
| RAMS | 7 | 17 | 14 | 7 - 45 |

RAMS -- Williams 29-yard interception return (Wilkins kick)
GB -- Freeman 22-yard pass from Favre (Longwell kick)
RAMS -- Holt 4-yard pass from Warner (Wilkins kick)
RAMS -- Hodgins 4-yard pass from Warner (Wilkins kick)
GB -- FG Longwell 28
RAMS -- FG Wilkins 27
RAMS -- Faulk 7-yard run (Wilkins kick)
RAMS -- Polley 34-yard interception return (Wilkins kick)
RAMS -- Williams 32-yard interception return (Wilkins kick)
GB -- Freeman 8-yard pass from Favre (Longwell kick)
PAID ATT -- 66,338

| | PACKERS | RAMS |
|---|---|---|
| **First Downs** | 19 | 13 |
| Rushing | 6 | 5 |
| Passing | 13 | 8 |
| Penalty | 0 | 0 |
| **Third Down Efficiency** | 5-12-42% | 3-12-25% |
| **Fourth Down Efficiency** | 0-1-0% | 0-2-0% |
| **Total Net Yards** | 383 | 292 |
| Total Offensive Plays | 68 | 54 |
| Avg. Gain Per Play | 5.6 | 5.4 |
| **Rushes-Yards** | 22-118 | 22-91 |
| Avg. Gain Per Rush | 5.4 | 4.1 |
| **Net Passing Yards** | 265 | 201 |
| Att-Comp-Int | 44-26-6 | 30-18-1 |
| Avg. Gain Per Pass | 5.8 | |
| 6.3 | | |
| **Sacks Allowed-Yards** | 2-16 | 2-15 |
| **Punts-Avg** | 3-43.7 | 5-42.0 |
| **Penalties-Yards** | 3-20 | 4-30 |
| **Fumbles-Lost** | 3-2 | 0-0 |
| **Time of Possession** | 32:22 | 27:38 |

### RAMS STARTERS

| | | | |
|---|---|---|---|
| WR | Torry Holt | LE | Chidi Ahanotu |
| LT | Orlando Pace | LDT | Brian Young |
| LG | Tom Nütten | RDT | Jeff Zgonina |
| C | Andy McCollum | RE | Grant Wistrom |
| RG | Adam Timmerman | LLB | Don Davis |
| RT | Rod Jones | MLB | London Fletcher |
| TE | Ernie Conwell | RLB | Tommy Polley |
| WR | Isaac Bruce | LC | Aeneas Williams |
| QB | Kurt Warner | RC | Dexter McCleon |
| FB | James Hodgins | SS | Adam Archuleta |
| RB | Marshall Faulk | FS | Kim Herring |

### RAMS SUBSTITUTIONS

P John Baker, K Jeff Wilkins, CB Jerametrius Butler, RB Trung Canidate, RB Robert Holcombe, S Willie Gary, CB Dre' Bly, RB Justin Watson, S Nick Sorensen, TE Jeff Robinson, LB Mark Fields, LB O.J. Brigance, C/G Frank Garcia, DE Sean Moran, DT Ryan Pickett, WR Az-Zahir Hakim, WR Yo Murphy, TE Brandon Manumaleuna, WR Ricky Proehl, DE Leonard Little, DT Tyoka Jackson
**DNP**-QB Jamie Martin, T Ryan Tucker
**IA**-QB Marc Bulger, S Rich Coady, LB Brian Allen, LB Dustin Cohen, T John St. Clair, G Kaulana Noa, G Cameron Spikes

### GAME NOTES

- The Rams won their fourth consecutive home playoff game.
- St. Louis tied an NFL postseason record for most interception returns for a touchdown in a game with three, tying the Chicago Bears vs. Washington, 12/8/40.
- The Rams also established a team postseason record for most interception returns for a touchdown with three, as the previous record was two interceptions for touchdown in a 35-23 win vs. the St. Louis Cardinals 12/27/75.
- CB Aeneas Williams established an NFL postseason record for most interception returns for a touchdown with two in one game, the previous record was one held by many players.
- RB Marshall Faulk registered a postseason career-high with 82 rushing yards in 16 attempts with one touchdown.

### PASSING

| Packers | Att | Com | Yds | Tkd/Yd | TD | LG | IN |
|---|---|---|---|---|---|---|---|
| Brett Favre | 44 | 26 | 281 | 2/16 | 2 | 27 | 6 |
| **Rams** | **Att** | **Com** | **Yds** | **Tkd/Yd** | **TD** | **LG** | **IN** |
| Kurt Warner | 30 | 18 | 216 | 2/15 | 2 | 50 | 1 |

### RUSHING

| Packers | Att | Yds | Avg | LG | TD |
|---|---|---|---|---|---|
| Ahman Green | 16 | 94 | 5.9 | 49 | 0 |
| Donald Driver | 1 | 16 | 16.0 | 16 | 0 |
| Dorsey Levins | 1 | 6 | 6.0 | 6 | 0 |
| Brett Favre | 3 | 3 | 1.0 | 4 | 0 |
| Doug Pederson | 1 | -1 | -1.0 | -1 | 0 |
| **Rams** | **Att** | **Yds** | **Avg** | **LG** | **TD** |
| Marshall Faulk | 16 | 82 | 5.1 | 38 | 1 |
| Az-Zahir Hakim | 1 | 9 | 9.0 | 9 | 0 |
| Kurt Warner | 4 | 0 | 0.0 | 3 | 0 |
| Ernie Conwell | 1 | 0 | 0.0 | 0 | 0 |

### RECEIVING

| Packers | No | Yds | Avg | LG | TD |
|---|---|---|---|---|---|
| Ahman Green | 8 | 55 | 6.9 | 13 | 0 |
| Antonio Freeman | 7 | 64 | 9.1 | 22t | 2 |
| Corey Bradford | 5 | 79 | 15.8 | 27 | 0 |
| Bill Schroeder | 2 | 39 | 19.5 | 25 | 0 |
| Dorsey Levins | 2 | 23 | 11.5 | 12 | 0 |
| Bubba Franks | 2 | 21 | 10.5 | 15 | 0 |
| **Rams** | **No** | **Yds** | **Avg** | **LG** | **TD** |
| Marshall Faulk | 6 | 47 | 7.8 | 23 | 0 |
| Torry Holt | 5 | 84 | 16.8 | 50 | 1 |
| Az-Zahir Hakim | 4 | 35 | 8.8 | 15 | 0 |
| Jeff Robinson | 1 | 27 | 27.0 | 27 | 0 |
| Isaac Bruce | 1 | 19 | 19.0 | 19 | 0 |
| James Hodgins | 1 | 4 | 4.0 | 4t | 1 |

### INTERCEPTIONS

| Packers | No | Yds | Avg | LG | TD |
|---|---|---|---|---|---|
| Darren Sharper | 1 | 0 | 0.0 | 0 | 0 |
| **Rams** | **No** | **Yds** | **Avg** | **LG** | **TD** |
| Aeneas Williams | 2 | 61 | 30.5 | 32t | 2 |
| Tommy Polley | 2 | 35 | 17.5 | 34t | 1 |
| Kim Herring | 1 | 45 | 45.0 | 45 | 0 |
| Dexter McCleon | 1 | 20 | 20.0 | 20 | 0 |

### PUNTING

| Packers | No | Yds | Avg | LG | TB | IN20 | Blk |
|---|---|---|---|---|---|---|---|
| Jason Bidwell | 3 | 131 | 43.7 | 46.7 | 0 | 2 | 0 |
| **Rams** | **No** | **Yds** | **Avg** | **LG** | **TB** | **IN20** | **Blk** |
| John Baker | 5 | 210 | 42.0 | 53 | 1 | 2 | 0 |

### PUNT RETURNS

| Packers | No | FC | Yds | Avg | LG | TD |
|---|---|---|---|---|---|---|
| Allen Rossum | 1 | 0 | 6 | 6.0 | 6 | 0 |
| **Rams** | **No** | **FC** | **Yds** | **Avg** | **LG** | **TD** |
| Dre' Bly | 1 | 2 | 6 | 6.0 | 6 | 0 |

### KICKOFF RETURNS

| Packers | No | Yds | Avg | LG | TD |
|---|---|---|---|---|---|
| Allen Rossum | 4 | 83 | 20.8 | 25 | 0 |
| Herbert Goodman | 2 | 33 | 16.5 | 20 | 0 |
| Tod McBride | 1 | 16 | 16.0 | 16 | 0 |
| **Rams** | **No** | **Yds** | **Avg** | **LG** | **TD** |
| Yo Murphy | 3 | 76 | 25.3 | 33 | 0 |

### SACKS

**Packers:** Na'il Diggs 1-9, Kabeer Gbaja-Biamila 1-6
**Rams:** Tyoka Jackson 1-10, Sean Moran 1-6

# NFC Wildcard Game

**Louisiana Superdome, New Orleans, LA • Saturday, December 30, 2000**



**31**






**28**

| | | | | | |
|---|---|---|---|---|---|
| RAMS | 7 | 0 | 0 | 21 | - 28 |
| New Orleans | 0 | 10 | 7 | 14 | - 31 |

RAMS -- Bruce 17-yard pass from Warner (Wilkins kick)
NO -- Wilson 12-yard pass from Brooks (Brien kick)
NO -- FG Brien 33
NO -- Jackson 10-yard pass from Brooks (Brien kick)
NO -- Jackson 49-yard pass from Brooks (Brien kick)
NO -- Jackson 16-yard pass from Brooks (Brien kick)
RAMS -- Proehl 17-yard pass from Warner (run failed)
RAMS -- Faulk 25-yard pass from Warner (Wilkins kick)
RAMS -- Warner 5-yard run (Warner to Faulk pass)
PAID ATT -- 64,900

| | RAMS | SAINTS |
|---|---|---|
| **First Downs** | 17 | 17 |
| Rushing | 1 | 1 |
| Passing | 16 | 14 |
| Penalty | 0 | 2 |
| **Third Down Efficiency** | 7-12-58% | 5-13-38% |
| **Fourth Down Efficiency** | 0-0-0% | 0-0-0% |
| **Total Net Yards** | 384 | 301 |
| Total Offensive Plays | 58 | 63 |
| Avg. Gain Per Play | 6.6 | 4.8 |
| **Rushes-Yards** | 16-34 | 32-50 |
| Avg. Gain Per Rush | 2.1 | 1.6 |
| **Net Passing Yards** | 350 | 251 |
| Att-Comp-Int | 40-24-3 | 29-16-1 |
| Avg. Gain Per Pass | 8.3 | 8.1 |
| **Sacks Allowed-Yards** | 2-15 | 2-15 |
| **Punts-Avg** | 5-43 | 6-41 |
| **Penalties-Yards** | 9-60 | 5-40 |
| **Fumbles-Lost** | 3-2 | 4-1 |
| **Time of Possession** | 28:29 | 31:31 |

## RAMS STARTERS

| | | | |
|---|---|---|---|
| WR | Torry Holt | LE | Kevin Carter |
| LT | Orlando Pace | LDT | Ray Agnew |
| LG | Tom Nütten | RDT | Jeff Zgonina |
| C | Andy McCollum | RE | Grant Wistrom |
| RG | Adam Timmerman | LLB | Mike Jones |
| RT | Ryan Tucker | MLB | London Fletcher |
| TE | Roland Williams | RLB | Todd Collins |
| WR | Isaac Bruce | LC | Todd Lyght |
| QB | Kurt Warner | RC | Dexter McCleon |
| FB | James Hodgins | SS | Devin Bush |
| RB | Marshall Faulk | FS | Keith Lyle |

## RAMS SUBSTITUTIONS

P John Baker, K Jeff Wilkins, CB Taje Allen, CB Jacoby Shepherd, RB Robert Holcombe, S Matt Bowen, CB Dre' Bly, RB Justin Watson, TE Jeff Robinson, LB Lorenzo Styles, LB Keith Miller, LB Leonard Little, LB Dustin Cohen, DT D'Marco Farr, DE Sean Moran, WR Az-Zahir Hakim, WR Tony Horne, TE Ernie Conwell, WR Ricky Proehl, WR Chris Thomas
**DNP**-QB Trent Green, C Steve Everitt, G Cameron Spikes
**IA**-QB Joe Germaine, S Shevin Smith, RB Chad Dukes, DE Brian Young, G Pete Swanson, T John St. Clair, WR Darrius Blevins, DT Gaylon Hyder

## PASSING

| Rams | Att | Com | Yds | Tkd/Yd | TD | LG | IN |
|---|---|---|---|---|---|---|---|
| Kurt Warner | 40 | 24 | 365 | 2/15 | 3 | 38 | 3 |
| **Saints** | **Att** | **Com** | **Yds** | **Tkd/Yd** | **TD** | **LG** | **IN** |
| Aaron Brooks | 29 | 16 | 266 | 2/15 | 4 | 50 | 1 |

## RUSHING

| Rams | Att | Yds | Avg | LG | TD |
|---|---|---|---|---|---|
| Marshall Faulk | 14 | 24 | 1.7 | 4 | 0 |
| Kurt Warner | 1 | 5 | 5.0 | 5t | 1 |
| Justin Watson | 1 | 5 | 5.0 | 5 | 0 |
| **Saints** | **Att** | **Yds** | **Avg** | **LG** | **TD** |
| Aaron Brooks | 10 | 26 | 2.6 | 9 | 0 |
| Terry Allen | 16 | 21 | 1.3 | 9 | 0 |
| Chad Morton | 2 | 5 | 2.5 | 5 | 0 |
| Jerald Moore | 3 | 1 | 0.3 | 1 | 0 |
| Willie Jackson | 1 | -3 | -3.0 | -3 | 0 |

## RECEIVING

| Rams | No | Yds | Avg | LG | TD |
|---|---|---|---|---|---|
| Isaac Bruce | 7 | 127 | 18.1 | 29 | 1 |
| Marshall Faulk | 7 | 99 | 14.1 | 35 | 1 |
| Ricky Proehl | 3 | 46 | 15.3 | 21 | 1 |
| Roland Williams | 3 | 25 | 8.3 | 14 | 0 |
| Az-Zahir Hakim | 2 | 42 | 21.0 | 38 | 0 |
| Torry Holt | 2 | 26 | 13.0 | 20 | 0 |
| **Saints** | **No** | **Yds** | **Avg** | **LG** | **TD** |
| Willie Jackson | 6 | 142 | 23.7 | 50 | 3 |
| Robert Wilson | 3 | 41 | 13.7 | 21 | 1 |
| Jake Reed | 3 | 27 | 9.0 | 12 | 0 |
| Chad Morton | 2 | 34 | 17.0 | 23 | 0 |
| Andrew Glover | 1 | 16 | 16.0 | 16 | 0 |
| Terry Allen | 1 | 6 | 6.0 | 6 | 0 |

## INTERCEPTIONS

| Rams | No | Yds | Avg | LG | TD |
|---|---|---|---|---|---|
| Devin Bush | 1 | 6 | 6.0 | 6 | 0 |
| **Saints** | **No** | **Yds** | **Avg** | **LG** | **TD** |
| Sammy Knight | 2 | 56 | 28.0 | 52 | 0 |
| Chris Oldham | 1 | 8 | 8.0 | 8 | 0 |

## PUNTING

| Rams | No | Yds | Avg | LG | TB | IN20 | Blk |
|---|---|---|---|---|---|---|---|
| John Baker | 5 | 215 | 43.0 | 53 | 0 | 0 | 0 |
| **Saints** | **No** | **Yds** | **Avg** | **LG** | **TB** | **IN20** | **Blk** |
| Toby Gowin | 6 | 246 | 41.0 | 50 | 1 | 1 | 0 |

## PUNT RETURNS

| Rams | No | FC | Yds | Avg | LG | TD |
|---|---|---|---|---|---|---|
| Az-Zahir Hakim | 3 | 1 | 59 | 19.7 | 65 | 0 |
| **Saints** | **No** | **FC** | **Yds** | **Avg** | **LG** | **TD** |
| Chad Morton | 3 | 2 | 32 | 10.7 | 17 | 0 |

## KICKOFF RETURNS

| Rams | No | Yds | Avg | LG | TD |
|---|---|---|---|---|---|
| Tony Horne | 5 | 69 | 13.8 | 24 | 0 |
| **Saints** | **No** | **Yds** | **Avg** | **LG** | **TD** |
| Fred McAfee | 3 | 81 | 27.0 | 31 | 0 |
| Darrin Smith | 1 | 2 | 2.0 | 2 | 0 |
| Kevin Mathis | 1 | 0 | 0.0 | 0 | 0 |

## SACKS

**Rams:** Leonard Little 1-9, Grant Wistrom 1-6
**Saints:** Willie Whitehead 1-12, Keith Mitchell 1-3

## GAME NOTES

- St. Louis earned a playoff spot for the second consecutive season with a win over the Saints in Week 16 and the Chicago Bears' 23-20 victory over the Detroit Lions at the Silverdome in Detroit.
- The Rams, down 31-7 with 11:57 to play in the game, scored 21 unanswered points in the fourth quarter but the Saints held on for their first ever playoff victory.
- WR Isaac Bruce posted his third career 100-yard receiving game in the postseason, tying a franchise record.

# Super Bowl XXXIV

**Georgia Dome, Atlanta, GA • Sunday, January 30, 2000**



**23**






**16**

| | | | | | |
|---|---|---|---|---|---|
| RAMS | 3 | 6 | 7 | 7 | -23 |
| Tennessee | 0 | 0 | 6 | 10 | - 16 |

RAMS -- FG Wilkins 27
RAMS -- FG Wilkins 29
RAMS -- FG Wilkins 28
RAMS -- Holt 9-yard pass from Warner (Wilkins kick)
TEN -- George 1-yard run (Two Point Attempt Failed)
TEN -- George 2-yard run (Del Greco kick)
TEN -- FG Del Greco 43
RAMS -- Bruce 73-yard pass from Warner (Wilkins kick)
PAID ATT -- 72,625

| | RAMS | TITANS |
|---|---|---|
| **First Downs** | 23 | 27 |
| Rushing | 1 | 12 |
| Passing | 18 | 13 |
| Penalty | 4 | 2 |
| **Third Down Efficiency** | 5-12-42% | 6-13-46% |
| **Fourth Down Efficiency** | 0-1-0% | 1-1-100% |
| **Total Net Yards** | 436 | 367 |
| Total Offensive Plays | 59 | 73 |
| Avg. Gain Per Play | 7.4 | 5.0 |
| **Rushes-Yards** | 13-29 | 36-159 |
| Avg. Gain Per Rush | 2.2 | 4.4 |
| **Net Passing Yards** | 407 | 208 |
| Att-Comp-Int | 45-24-0 | 36-22-0 |
| Avg. Gain Per Pass | 8.8 | |
| 5.6 | | |
| **Sacks Allowed-Yards** | 1-7 | 1-6 |
| **Punts-Avg** | 2-38.5 | 3-43 |
| **Penalties-Yards** | 8-60 | 7-45 |
| **Fumbles-Lost** | .2-0 | 1-0 |
| **Time of Possession** | 23:34 | 36:26 |

## RAMS STARTERS

| | | | |
|---|---|---|---|
| WR | Torry Holt | LE | Kevin Carter |
| LT | Orlando Pace | LDT | Ray Agnew |
| LG | Tom Nütten | RDT | D'Marco Farr |
| C | Mike Gruttadauria | RE | Grant Wistrom |
| RG | Adam Timmerman | LLB | Mike Jones |
| RT | Fred Miller | MLB | London Fletcher |
| TE | Roland Williams | RLB | Todd Collins |
| WR | Isaac Bruce | LC | Todd Lyght |
| QB | Kurt Warner | RC | Dexter McCleon |
| FB | Robert Holcombe | SS | Billy Jenkins |
| RB | Marshall Faulk | FS | Keith Lyle |

## RAMS SUBSTITUTIONS

P Mike Horan, K Jeff Wilkins, S Devin Bush, RB Amp Lee, CB Dre' Bly, S Rich Coady, RB James Hodgins, TE Jeff Robinson, C Ryan Tucker, LB Lorenzo Styles, LB Charlie Clemons, LB Leonard Little, LB Mike Morton, G Andy McCollum, WR Az-Zahir Hakim, WR Tony Horne, TE Ernie Conwell, WR Ricky Prohel, DT Jeff Zgonina, DT Nate Hobgood-Chittick, DE Jay Williams
**DNP**-QB Paul Justin, CB Taje Allen
**IA**-QB Joe Germaine, S Ron Carpenter, RB Justin Watson, G Cameron Spikes, T Matt Willig, WR Chris Thomas, LB Troy Pelshak, DE Lionel Barnes

## PASSING

| Rams | Att | Com | Yds | Tkd/Yd | TD | LG | IN |
|---|---|---|---|---|---|---|---|
| Kurt Warner | 45 | 24 | 414 | 1/7 | 2 | 73t | 0 |
| **Titans** | **Att** | **Com** | **Yds** | **Tkd/Yd** | **TD** | **LG** | **IN** |
| Steve McNair | 36 | 22 | 214 | 1/6 | 0 | 32 | 0 |

## RUSHING

| Rams | Att | Yds | Avg | LG | TD |
|---|---|---|---|---|---|
| Marshall Faulk | 10 | 17 | 1.7 | 4 | 0 |
| Robert Holcombe | 1 | 11 | 11.0 | 11 | 0 |
| Kurt Warner | 1 | 1 | 1.0 | 1 | 0 |
| Mike Horan | 1 | 0 | 0.0 | 0 | 0 |
| **Titans** | **Att** | **Yds** | **Avg** | **LG** | **TD** |
| Eddie George | 28 | 95 | 3.4 | 13 | 2 |
| Steve McNair | 8 | 64 | 8.0 | 23 | 0 |

## RECEIVING

| Rams | No | Yds | Avg | LG | TD |
|---|---|---|---|---|---|
| Torry Holt | 7 | 109 | 15.6 | 32 | 1 |
| Isaac Bruce | 6 | 162 | 27.0 | 73t | 1 |
| Marshall Faulk | 5 | 90 | 18.0 | 52 | 0 |
| Az-Zahir Hakim | 1 | 17 | 17.0 | 17 | 0 |
| Ernie Conwell | 1 | 16 | 16.0 | 16 | 0 |
| Ricky Proehl | 1 | 1 | 11.0 | 11 | 0 |
| Roland Williams | 1 | 9 | 9.0 | 9 | 0 |
| Robert Holcombe | 1 | 1 | 1.0 | 1 | 0 |
| Fred Miller | 1 | -1 | -1.0 | -1 | 0 |
| **Titans** | **No** | **Yds** | **Avg** | **LG** | **TD** |
| Jackie Harris | 7 | 64 | 9.1 | 21 | 0 |
| Frank Wycheck | 5 | 35 | 7.0 | 13 | 0 |
| Kevin Dyson | 4 | 41 | 10.3 | 16 | 0 |
| Eddie George | 2 | 35 | 17.5 | 32 | 0 |
| Isaac Byrd | 2 | 21 | 10.5 | 21 | 0 |
| Derrick Mason | 2 | 18 | 9.0 | 9 | 0 |

## INTERCEPTIONS

| Rams | No | Yds | Avg | LG | TD |
|---|---|---|---|---|---|
| None | | | | | |
| **Titans** | **No** | **Yds** | **Avg** | **LG** | **TD** |
| None | | | | | |

## PUNTING

| Rams | No | Yds | Avg | LG | TB | IN20 | Blk |
|---|---|---|---|---|---|---|---|
| Mike Horan | 2 | 77 | 38.5 | 47 | 0 | 0 | 0 |
| **Titans** | **No** | **Yds** | **Avg** | **LG** | **TB** | **IN20** | **Blk** |
| Craig Hentrich | 3 | 129 | 43.0 | 49 | 0 | 1 | 0 |

## PUNT RETURNS

| Rams | No | FC | Yds | Avg | LG | TD |
|---|---|---|---|---|---|---|
| Az-Zahir Hakim | 2 | 0 | 8 | 4.0 | 10 | 0 |
| **Titans** | **No** | **FC** | **Yds** | **Avg** | **LG** | **TD** |
| Derrick Mason | 1 | 0 | -1 | -1.0 | -1 | 0 |

## KICKOFF RETURNS

| Rams | No | Yds | Avg | LG | TD |
|---|---|---|---|---|---|
| Tony Horne | 4 | 55 | 13.8 | 25 | 0 |
| **Titans** | **No** | **Yds** | **Avg** | **LG** | **TD** |
| Derrick Mason | 5 | 122 | 24.4 | 35 | 0 |

## SACKS

**Rams:** Kevin Carter 1-6
**Titans:** Jason Fisk 1-7

## GAME NOTES

- The Rams won the Super Bowl for the first time and earned their first World Championship since 1951. It was also the first Super Bowl Championship for the city of St. Louis.
- Rams QB Kurt Warner set a Super Bowl record by throwing for 414 yards and he tossed two touchdown passes and was named Super Bowl MVP.
- WR Torry Holt set a rookie record for receptions in a Super Bowl with seven.
- Warner completed a 73-yard touchdown pass to WR Isaac Bruce with 1:54 remaining in the game to give the Rams a 23-16 lead.
- On the final play of the game Titans' QB Steve McNair connected with WR Kevin Dyson inside the five-yard line. Dyson's attempt at a game tying touchdown was thwarted by LB Mike Jones tackle at the one-yard line, ensuring both Jones and the Rams their places in history.

# NFC Championship Game

**Trans World Dome, St. Louis, MO • Sunday, January 23, 2000**



**11**






**6**

| | | | | | |
|---|---|---|---|---|---|
| Tampa Bay | 3 | 0 | 3 | 0 | - 6 |
| RAMS | 3 | 2 | 0 | 6 | - 11 |

TB -- FG Gramatica 25
RAMS -- FG Wilkins 24
RAMS -- King out of endzone, forced by team for a safety
TB -- FG Gramatica 23
RAMS -- Proehl 30-yard pass from Warner (Two-point attempt failed)
PAID ATT -- 66,496

| | BUCS | RAMS |
|---|---|---|
| **First Downs** | 13 | 23 |
| Rushing | 2 | 5 |
| Passing | 11 | 14 |
| Penalty | 0 | 4 |
| **Third Down Efficiency** | 4-14-29% | 7-14-50% |
| **Fourth Down Efficiency** | 0-0-0% | 0-0-0% |
| **Total Net Yards** | 223 | 350 |
| Total Offensive Plays | 60 | 72 |
| Avg. Gain Per Play | 3.7 | 4.9 |
| **Rushes-Yards** | 15-60 | 25-59 |
| Avg. Gain Per Rush | 4.0 | 2.4 |
| **Net Passing Yards** | 163 | 291 |
| Att-Comp-Int | 40-17-2 | 44-28-2 |
| Avg. Gain Per Pass | 3.6 | |
| 6.2 | | |
| **Sacks Allowed-Yards** | 5-25 | 3-25 |
| **Punts-Avg** | 6-47.8 | 4-37 |
| **Penalties-Yards** | 11-106 | 7-65 |
| **Fumbles-Lost** | .1-0 | 1-1 |
| **Time of Possession** | 22:35 | 37:25 |

## RAMS STARTERS

| | | | |
|---|---|---|---|
| WR | Torry Holt | LE | Kevin Carter |
| LT | Orlando Pace | LDT | Ray Agnew |
| LG | Tom Nütten | RDT | D'Marco Farr |
| C | Mike Gruttadauria | RE | Grant Wistrom |
| RG | Adam Timmerman | LLB | Mike Jones |
| RT | Fred Miller | MLB | London Fletcher |
| TE | Roland Williams | RLB | Todd Collins |
| WR | Isaac Bruce | LC | Todd Lyght |
| QB | Kurt Warner | RC | Dexter McCleon |
| FB | Robert Holcombe | SS | Billy Jenkins |
| RB | Marshall Faulk | FS | Devin Bush |

## RAMS SUBSTITUTIONS

P Mike Horan, K Jeff Wilkins, CB Taje Allen, RB Amp Lee, CB Dre' Bly, S Keith Lyle, S Rich Coady, RB James Hodgins, TE Jeff Robinson, C Ryan Tucker, LB Lorenzo Styles, LB Charlie Clemons, LB Leonard Little, LB Mike Morton, G Andy McCollum, WR Az-Zahir Hakim, WR Tony Horne, TE Ernie Conwell, WR Ricky Prohel, DT Jeff Zgonina, DT Nate Hobgood-Chittick, DE Jay Williams
**DNP-**QB Paul Justin
**IA-**QB Joe Germaine, S Ron Carpenter, RB Justin Watson, G Cameron Spikes, T Matt Willig, WR Chris Thomas, LB Troy Pelshak, DE Lionel Barnes

## PASSING

| **Buccaneers** | **Att** | **Com** | **Yds** | **Tkd/Yd** | **TD** | **LG** | **IN** |
|---|---|---|---|---|---|---|---|
| Shaun King | 29 | 13 | 163 | 5/37 | 0 | 32 | 2 |
| **Rams** | **Att** | **Com** | **Yds** | **Tkd/Yd** | **TD** | **LG** | **IN** |
| Kurt Warner | 43 | 26 | 258 | 0/0 | 1 | 30t | 3 |

## RUSHING

| **Buccaneers** | **Att** | **Yds** | **Avg** | **LG** | **TD** |
|---|---|---|---|---|---|
| Mike Alstott | 12 | 39 | 3.3 | 9 | 0 |
| Warrick Dunn | 9 | 35 | 3.9 | 13 | 0 |
| Shaun King | 2 | 3 | 1.5 | 3 | 0 |
| **Rams** | **Att** | **Yds** | **Avg** | **LG** | **TD** |
| Marshall Faulk | 17 | 44 | 2.6 | 9 | 0 |
| Az-Zahir Hakim | 1 | 6 | 6.0 | 6 | 0 |
| Robert Holcombe | 1 | 2 | 2.0 | 2 | 0 |
| Kurt Warner | 2 | -1 | -0.5 | 0 | 0 |

## RECEIVING

| **Buccaneers** | **No** | **Yds** | **Avg** | **LG** | **TD** |
|---|---|---|---|---|---|
| Jacquez Green | 4 | 59 | 14.8 | 32 | 0 |
| Warrick Dunn | 4 | 37 | 9.3 | 12 | 0 |
| Karl Williams | 2 | 28 | 14.0 | 22 | 0 |
| Bert Emanuel | 1 | 22 | 22.0 | 22 | 0 |
| Mike Alstott | 1 | 9 | 9.0 | 9 | 0 |
| Dave Moore | 1 | 8 | 8.0 | 8 | 0 |
| **Rams** | **No** | **Yds** | **Avg** | **LG** | **TD** |
| Torry Holt | 7 | 68 | 9.7 | 20 | 0 |
| Ricky Proehl | 6 | 100 | 16.7 | 30t | 1 |
| Isaac Bruce | 3 | 22 | 7.3 | 9 | 0 |
| Marshall Faulk | 3 | 5 | 1.7 | 9 | 0 |
| Az-Zahir Hakim | 2 | 27 | 13.5 | 14 | 0 |
| Robert Holcombe | 2 | 5 | 2.5 | 6 | 0 |
| Roland Williams | 1 | 22 | 22.0 | 22 | 0 |
| Jeff Robinson | 1 | 11 | 11.0 | 11 | 0 |
| Ernie Conwell | 1 | -2 | -2.0 | -2 | 0 |

## INTERCEPTIONS

| **Buccaneers** | **No** | **Yds** | **Avg** | **LG** | **TD** |
|---|---|---|---|---|---|
| Brian Kelly | 1 | 15 | 15.0 | 15 | 0 |
| Hardy Nickerson | 1 | 6 | 6.0 | 6 | 0 |
| Steve White | 1 | 0 | 0.0 | 0 | 0 |
| **Rams** | **No** | **Yds** | **Avg** | **LG** | **TD** |
| Todd Lyght | 1 | 19 | 19.0 | 19 | 0 |
| Dre' Bly | 1 | 9 | 9.0 | 9 | 0 |

## PUNTING

| **Buccaneers** | **No** | **Yds** | **Avg** | **LG** | **TB** | **IN20** | **Blk** |
|---|---|---|---|---|---|---|---|
| Mark Royals | 5 | 202 | 40.4 | 53 | 1 | 3 | 0 |
| **Rams** | **No** | **Yds** | **Avg** | **LG** | **TB** | **IN20** | **Blk** |
| Mike Horan | 4 | 175 | 43.8 | 48 | 0 | 0 | 0 |

## PUNT RETURNS

| **Buccaneers** | **No** | **FC** | **Yds** | **Avg** | **LG** | **TD** |
|---|---|---|---|---|---|---|
| Karl Williams | 4 | 0 | 45 | 11.3 | 15 | 0 |
| **Rams** | **No** | **FC** | **Yds** | **Avg** | **LG** | **TD** |
| Az-Zahir Hakim | 3 | 1 | 25 | 8.3 | 15 | 0 |

## KICKOFF RETURNS

| **Buccaneers** | **No** | **Yds** | **Avg** | **LG** | **TD** |
|---|---|---|---|---|---|
| Warrick Dunn | 3 | 60 | 20.0 | 26 | 0 |
| **Rams** | **No** | **Yds** | **Avg** | **LG** | **TD** |
| Tony Horne | 2 | 38 | 19.0 | 24 | 0 |

## SACKS

**Buccaneers:** None
**Rams:** Grant Wistrom 1-13, Charlie Clemons 1-8, D'Marco Farr 1-5, Jeff Zgonina 1-5

## GAME NOTES

- The Rams earned their first trip to the Super Bowl since 1979, defeating the Bucs in a rematch of the NFC Championship game 20 years ago.
- WR Ricky Proehl's leaping, one-handed 30-yard touchdown catch, his first touchdown of the season, gave the Rams the lead with 4:44 to play.
- Tampa Bay's ensuing drive moved them to the St. Louis 35-yard line in the game's waning moments, but Tampa Bay QB Shaun King's pass to WR Bert Emanuel in the endzone on fourth down with less than a minute to play was knocked away in the endzone by CB Taje Allen.

# NFC Divisional Round Game

**Trans World Dome, St. Louis, MO • Sunday, January 16, 2000**



**49**






**37**

| | | | | | |
|---|---|---|---|---|---|
| Minnesota | 3 | 14 | 0 | 20 | - 37 |
| RAMS | 14 | 0 | 21 | 14 | - 49 |

MIN -- FG Anderson 31
RAMS -- Bruce 77-yard pass from Warner (Wilkins kick)
RAMS -- Faulk 41-yard pass from Warner (Wilkins kick)
MIN -- Carter 22-yard pass from George (Anderson kick)
MIN -- Hoard 4-yard run (Anderson kick)
RAMS -- Horne 95-yard kickoff return (Wilkins kick)
RAMS -- Faulk 1-yard run (Wilkins kick)
RAMS -- Robinson 13-yard pass from Warner (Wilkins kick)
RAMS -- Tucker 1-yard pass from Warner (Wilkins kick)
RAMS -- Williams 2-yard pass from Warner (Wilkins kick)
MIN -- Reed 4-yard pass from George (Hoard run)
MIN -- Moss 44-yard pass from George (Two Point Attempt Failed)
MIN -- Moss 2-yard pass from George (Two Point Attempt Failed)
PAID ATT -- 66,194

| | VIKINGS | RAMS |
|---|---|---|
| **First Downs** | 27 | 23 |
| Rushing | 6 | 3 |
| Passing | 20 | 18 |
| Penalty | 1 | 2 |
| **Third Down Efficiency** | 6-15-40% | 4-8-50% |
| **Fourth Down Efficiency** | 2-2-100% | 0-0-0% |
| **Total Net Yards** | 476 | 405 |
| Total Offensive Plays | 83 | 52 |
| Avg. Gain Per Play | 5.7 | 7.8 |
| **Rushes-Yards** | 29-87 | 17-31 |
| Avg. Gain Per Rush | 3.0 | 1.8 |
| **Net Passing Yards** | 389 | 374 |
| Att-Comp-Int | 50-29-1 | 33-27-1 |
| Avg. Gain Per Pass | 7.2 | 10.7 |
| **Sacks Allowed-Yards** | 4-35 | 2-17 |
| **Punts-Avg** | 5-47.6 | |
| 3-38.7 | | |
| **Penalties-Yards** | 10-57 | 10-70 |
| **Fumbles-Lost** | .2-2 | 2-2 |
| **Time of Possession** | 34:11 | 25:49 |

### RAMS STARTERS

| | | | |
|---|---|---|---|
| WR | Torry Holt | LE | Kevin Carter |
| LT | Orlando Pace | LDT | Ray Agnew |
| LG | Tom Nütten | RDT | D'Marco Farr |
| C | Mike Gruttadauria | RE | Grant Wistrom |
| RG | Adam Timmerman | LLB | Mike Jones |
| RT | Fred Miller | MLB | London Fletcher |
| TE | Roland Williams | RLB | Todd Collins |
| WR | Isaac Bruce | LC | Todd Lyght |
| QB | Kurt Warner | RC | Dexter McCleon |
| FB | Robert Holcombe | SS | Billy Jenkins |
| RB | Marshall Faulk | FS | Devin Bush |

### RAMS SUBSTITUTIONS

P Mike Horan, K Jeff Wilkins, CB Taje Allen, S Ron Carpenter, RB Amp Lee, CB Dre' Bly, S Rich Coady, RB James Hodgins, TE Jeff Robinson, C Ryan Tucker, LB Lorenzo Styles, LB Charlie Clemons, LB Leonard Little, LB Mike Morton, G Andy McCollum, WR Az-Zahir Hakim, WR Tony Horne, TE Ernie Conwell, WR Ricky Prohel, DT Jeff Zgonina, DT Nate Hobgood-Chittick, DE Jay Williams
**DNP**-QB Paul Justin
**IA**-QB Joe Germaine, S Keith Lyle, RB Justin Watson, G Cameron Spikes, T Matt Willig, WR Chris Thomas, LB Troy Pelshak, DE Lionel Barnes

### PASSING

| Vikings | Att | Com | Yds | Tkd/Yd | TD | LG | IN |
|---|---|---|---|---|---|---|---|
| Jeff George | 50 | 29 | 424 | 4/35 | 4 | 44t | 1 |
| **Rams** | **Att** | **Com** | **Yds** | **Tkd/Yd** | **TD** | **LG** | **IN** |
| Kurt Warner | 33 | 27 | 391 | 2/17 | 5 | 77t | 1 |

### RUSHING

| Vikings | Att | Yds | Avg | LG | TD |
|---|---|---|---|---|---|
| Robert Smith | 20 | 64 | 3.2 | 11 | 0 |
| Leroy Hoard | 7 | 24 | 3.4 | 9 | 1 |
| Jeff George | 2 | -1 | -0.5 | 0 | 0 |
| **Rams** | **Att** | **Yds** | **AvgL** | **G** | **TD** |
| Marshall Faulk | 11 | 21 | 1.9 | 11 | 1 |
| Az-Zahir Hakim | 1 | 4 | 4.0 | 4 | 0 |
| Kurt Warner | 3 | 3 | 1.0 | 4 | 0 |
| Robert Holcombe | 1 | 2 | 2.0 | 2 | 0 |
| Amp Lee | 1 | 1 | 1.0 | 1 | 0 |

### RECEIVING

| Vikings | No | Yds | Avg | LG | TD |
|---|---|---|---|---|---|
| Randy Moss | 9 | 188 | 20.9 | 44t | 2 |
| Cris Carter | 7 | 111 | 15.9 | 22t | 1 |
| Robert Smith | 7 | 32 | 4.6 | 15 | 0 |
| Jake Reed | 5 | 81 | 16.2 | 41 | 1 |
| Andrew Glover | 1 | 12 | 12.0 | 12 | 0 |
| **Rams** | **No** | **Yds** | **Avg** | **LG** | **TD** |
| Torry Holt | 6 | 65 | 10.8 | 17 | 0 |
| Marshall Faulk | 5 | 80 | 16.0 | 41t | 1 |
| Az-Zahir Hakim | 5 | 49 | 9.8 | 20 | 0 |
| Isaac Bruce | 4 | 133 | 33.3 | 77t | 1 |
| Roland Williams | 2 | 20 | 10.0 | 18 | 1 |
| Jeff Robinson | 1 | 13 | 13.0 | 13t | 1 |
| Robert Holcombe | 1 | 12 | 12.0 | 12 | 0 |
| Ricky Proehl | 1 | 10 | 10.0 | 10 | 0 |
| Ernie Conwell | 1 | 8 | 8.0 | 8 | 0 |
| Ryan Tucker | 1 | 1 | 1.0 | 1t | 1 |

### INTERCEPTIONS

| Vikings | No | Yds | Avg | LG | TD |
|---|---|---|---|---|---|
| Jimmy Hitchcock | 1 | 0 | 0.0 | 0 | 0 |
| **Rams** | **No** | **Yds** | **Avg** | **LG** | **TD** |
| Dexter McCleon | 1 | -4 | -4.0 | 0 | 0 |

### PUNTING

| Vikings | No | Yds | Avg | LG | TB | IN20 | Blk |
|---|---|---|---|---|---|---|---|
| Mitch Berger | 5 | 238 | 47.6 | 52 | 0 | 1 | 0 |
| **Rams** | **No** | **Yds** | **AvgLG** | **TB** | **IN20** | **Blk** | |
| Mike Horan | 3 | 116 | 38.7 | 42 | 0 | 1 | 0 |

### PUNT RETURNS

| Vikings | No | FC | Yds | Avg | LG | TD |
|---|---|---|---|---|---|---|
| Randy Moss | 2 | 0 | 25 | 12.5 | 14 | 0 |
| **Rams** | **No** | **FC** | **Yds** | **Avg** | **LG** | **TD** |
| Az-Zahir Hakim | 4 | 0 | 72 | 18.0 | 34 | 0 |

### KICKOFF RETURNS

| Vikings | No | Yds | Avg | LG | TD |
|---|---|---|---|---|---|
| Robert Tate | 7 | 151 | 21.6 | 25 | 0 |
| Moe Williams | 1 | 23 | 23.0 | 23 | 0 |
| **Rams** | **No** | **Yds** | **Avg** | **LG** | **TD** |
| Tony Horne | 4 | 174 | 43.5 | 95t | 1 |
| Isaac Bruce | 1 | 0 | 0.0 | 0 | 0 |

### SACKS

**Vikings:** John Randle 1-9, John Burrough 1-8
**Rams:** Billy Jenkins 1-13, Charlie Clemons 1-9, London Fletcher 1-7, Kevin Carter 1-6

## GAME NOTES

- The Rams won their first playoff game since January 7, 1990 against the New York Giants and their first home playoff game since January 4, 1985, vs. Dallas.
- Rams QB Kurt Warner set team playoff records for passing yards (391), completions (27), completion percentage (81.8), and touchdowns (five).
- On the Rams first play from scrimmage, Warner connected with WR Isaac Bruce on a 77-yard scoring pass.
- WR/KR Tony Horne scored on a 95-yard kickoff return, the first kickoff returned for a touchdown in Rams' postseason history.

# 1989 NFC Championship Game

## Candlestick Park, San Francisco, CA • Sunday, January 14, 1990

| | | | | | |
|---|---|---|---|---|---|
| RAMS | 3 | 0 | 0 | 0 | - 3 |
| San Francisco | 0 | 21 | 3 | 6 | - 30 |

RAMS - FG Lansford 23
SF - Jones 20-yard pass from Montana (Cofer kick)
SF - Craig 1-yard run (Cofer kick)
SF - Taylor 18-yard pass from Montana (Cofer kick)
SF - FG Cofer 28
SF - FG Cofer 36
SF - FG Cofer 25
PAID ATT -- 64,769

| | RAMS | 49ERS |
|---|---|---|
| **First Downs** | 9 | 29 |
| Rushing | 0 | 12 |
| Passing | 9 | 16 |
| Penalty | 0 | 1 |
| **Third Down Efficiency** | 3-12-25% | 7-13-54% |
| **Fourth Down Efficiency** | 0-0-0% | 0-0-0% |
| **Total Net Yards** | 156 | 442 |
| Total Offensive Plays | 47 | 76 |
| Avg. Gain Per Play | 3.3 | 5.8 |
| **Rushes-Yards** | 10-26 | 44-179 |
| Avg. Gain Per Rush | 2.6 | 4.1 |
| **Net Passing Yards** | 130 | 263 |
| Att-Comp-Int | 36-16-3 | 31-27-0 |
| Avg. Gain Per Pass | 3.5 | 8.2 |
| **Sacks Allowed-Yards** | 1-11 | 1-5 |
| **Punts-Avg** | 7-31.4 | 2-31.0 |
| **Penalties-Yards** | 1-10 | 4-40 |
| **Fumbles-Lost** | .1-0 | 3-2 |
| **Time of Possession** | 20:12 | 39:48 |

### RAMS STARTERS

| | | | |
|---|---|---|---|
| WR | Willie Anderson | DT | Shawn Miller |
| LT | Irv Pankey | NT | Alvin Wright |
| LG | Tom Newberry | DT | Mike Piel |
| C | Doug Smith | OLB | Kevin Greene |
| RG | Duval Love | ILB | Larry Kelm |
| RT | Jackie Slater | ILB | Fred Strickland |
| TE | Pete Holohan | OLB | Mike Wilcher |
| WR | Henry Ellard | LC | Jerry Gray |
| QB | Jim Everett | RC | LeRoy Irvin |
| FB | Buford McGee | SS | James Washington |
| RB | Greg Bell | FS | Michael Stewart |

### RUSHING

| Rams | Att | Yds | Avg | LG | TD |
|---|---|---|---|---|---|
| Greg Bell | 8 | 20 | 2.5 | 5 | 0 |
| Cleveland Gary | 1 | 3 | 3.0 | 3 | 0 |
| Robert Delpino | 1 | 3 | 3.0 | 3 | 0 |
| **49ers** | **Att** | **Yds** | **Avg** | **LG** | **TD** |
| Roger Craig | 23 | 93 | 4.0 | 13 | 1 |
| Tom Rathman | 10 | 63 | 6.3 | 17 | 0 |
| Terrence Flagler | 8 | 19 | 2.4 | 12 | 0 |
| Joe Montana | 1 | 4 | 4.0 | 4 | 0 |
| Keith Henderson | 1 | 1 | 1.0 | 1 | 0 |
| Steve Young | 1 | -1 | -1.0 | 1 | 0 |

### RECEIVING

| Rams | No | Yds | Avg | LG | TD |
|---|---|---|---|---|---|
| Buford McGee | 7 | 53 | 7.6 | 17 | 0 |
| Pete Holohan | 3 | 26 | 8.7 | 18 | 0 |
| Greg Bell | 2 | 23 | 11.5 | 18 | 0 |
| Henry Ellard | 2 | 18 | 9.0 | 12 | 0 |
| Willie Anderson | 1 | 14 | 14.0 | 14 | 0 |
| Johnnie Johnson | 1 | 7 | 7.0 | 7 | 0 |
| **49ers** | **No** | **Yds** | **Avg** | **LG** | **TD** |
| Jerry Rice | 6 | 55 | 9.2 | 19 | 0 |
| Tom Rathman | 6 | 48 | 8.0 | 13 | 0 |
| Brent Jones | 4 | 46 | 11.5 | 20t | 1 |
| John Taylor | 4 | 45 | 11.3 | 18t | 1 |
| Roger Craig | 3 | 40 | 13.3 | 16 | 0 |
| Mike Sherrard | 2 | 21 | 10.5 | 15 | 0 |
| Mike Wilson | 1 | 7 | 7.0 | 7 | 0 |
| Jamie Williams | 1 | 6 | 6.0 | 6 | 0 |

### INTERCEPTIONS

| Rams | No | Yds | Avg | LG | TD |
|---|---|---|---|---|---|
| None | | | | | |
| **49ers** | **No** | **Yds** | **Avg** | **LG** | **TD** |
| Tim McKyer | 1 | 27 | 27.0 | 27 | 0 |
| Keena Turner | 1 | 15 | 15.0 | 15 | 0 |
| Ronnie Lott | 1 | 14 | 14.0 | 14 | 0 |

### PUNTING

| Rams | No | Yds | Avg | LGTB | IN20 | Blk |
|---|---|---|---|---|---|---|
| Dale Hatcher | 7 | 220 | 31.4 | 410 | 3 | 0 |
| **49ers** | **No** | **Yds** | **Avg** | **LGTB** | **IN20** | **Blk** |
| Barry Helton | 2 | 62 | 31.0 | 360 | 0 | 0 |

### PUNT RETURNS

| Rams | No | FC | Yds | Avg | LG | TD |
|---|---|---|---|---|---|---|
| LeRoy Irvin | 1 | 0 | 10 | 10.0 | 10 | 0 |
| **49ers** | **No** | **FC** | **Yds** | **Avg** | **LG** | **TD** |
| John Taylor | 1 | 4 | 2 | 2.0 | 2 | 0 |

### KICKOFF RETURNS

| Rams | No | Yds | Avg | LG | TD |
|---|---|---|---|---|---|
| Robert Delpino | 4 | 95 | 23.8 | 49 | 0 |
| Ron Brown | 2 | 51 | 25.5 | 27 | 0 |
| **49ers** | **No** | **Yds** | **Avg** | **LG** | **TD** |
| Terrence Flagler | 1 | 19 | 19.0 | 19 | 0 |
| Spencer Tillman | 1 | 16 | 16.0 | 16 | 0 |

### SACKS

**Rams:** Larry Kelm 1-5
**49ers:** Larry Roberts 1-11

### PASSING

| Rams | Att | Com | Yds | Tkd/Yd | TD | LG | IN |
|---|---|---|---|---|---|---|---|
| Jim Everett | 36 | 16 | 141 | 1/11 | 0 | 18 | 3 |
| **49ers** | **Att** | **Com** | **Yds** | **Tkd/Yd** | **TD** | **LG** | **IN** |
| Joe Montana | 30 | 26 | 262 | 0/0 | 2 | 20t | 0 |
| Steve Young | 1 | 1 | 6 | 0/0 | 0 | 6 | 0 |
| Roger Craig | 0 | 0 | 0 | 1/5 | 0 | 0 | 0 |

# 1989 NFC Divisional Round Game / Rams 19, Giants 13 (OT)

## Giants Stadium, East Rutherford, NJ • Sunday, January 7, 1990

| | | | | | | |
|---|---|---|---|---|---|---|
| RAMS | 0 | 7 | 0 | 6 | 6 | - 19 |
| New York Giants | 6 | 0 | 7 | 0 | 0 | - 13 |

NYG - FG Allegre 35
NYG - FG Allegre 41
RAMS - Anderson 20-yard pass from Everett (Lansford kick)
NYG - Anderson 2-yard run (Allegre kick)
RAMS - FG Lansford 31
RAMS - FG Lansford 22
RAMS - Anderson 30-yard pass from Everett
PAID ATT -- 76,325

| | RAMS | GIANTS |
|---|---|---|
| **First Downs** | 26 | 20 |
| Rushing | 6 | 11 |
| Passing | 18 | 8 |
| Penalty | 2 | 1 |
| **Third Down Efficiency** | 7-14-50% | 9-16-56% |
| **Fourth Down Efficiency** | 0-0-0% | 0-0-0% |
| **Total Net Yards** | 448 | 344 |
| Total Offensive Plays | 70 | 67 |
| Avg. Gain Per Play | 6.4 | 5.1 |
| **Rushes-Yards** | 24-146 | 36-171 |
| Avg. Gain Per Rush | 6.1 | 4.8 |
| **Net Passing Yards** | 302 | 173 |
| Att-Comp-Int | 44-25-1 | 30-14-1 |
| Avg. Gain Per Pass | 6.6 | 5.6 |
| **Sacks Allowed-Yards** | 2-13 | 1-7 |
| **Punts-Avg** | 4-30.3 | 5-37.2 |
| **Penalties-Yards** | 5-35 | 4-59 |
| **Fumbles-Lost** | .1-1 | 3-0 |
| **Time of Possession** | 28:19 | 32:47 |

### RAMS STARTERS

| | | | |
|---|---|---|---|
| WR | Willie Anderson | DT | Shawn Miller |
| LT | Irv Pankey | NT | Alvin Wright |
| LG | Tom Newberry | DT | Mike Piel |
| C | Doug Smith | OLB | Kevin Greene |
| RG | Duval Love | ILB | Larry Kelm |
| RT | Jackie Slater | ILB | Fred Strickland |
| TE | Damone Johnson | OLB | Mike Wilcher |
| WR | Henry Ellard | LC | Jerry Gray |
| QB | Jim Everett | RC | LeRoy Irvin |
| FB | Pete Holohan | SS | Vince Newsome |
| RB | Greg Bell | FS | Michael Stewart |

### RUSHING

| Rams | Att | Yds | Avg | LG | TD |
|---|---|---|---|---|---|
| Greg Bell | 19 | 87 | 4.6 | 18 | 0 |
| Buford McGee | 3 | 34 | 11.3 | 14 | 0 |
| Jim Everett | 2 | 25 | 12.5 | 13 | 0 |
| **Giants** | **Att** | **Yds** | **Avg** | **LG** | **TD** |
| Ottis Anderson | 24 | 120 | 5.0 | 13 | 1 |
| Lewis Tillman | 7 | 25 | 3.6 | 12 | 0 |
| Phil Simms | 3 | 16 | 5.3 | 13 | 0 |
| David Meggett | 1 | 7 | 7.0 | 7 | 0 |
| Maurice Carthon | 1 | 3 | 3.0 | 3 | 0 |

### RECEIVING

| Rams | No | Yds | Avg | LG | TD |
|---|---|---|---|---|---|
| Henry Ellard | 8 | 125 | 15.6 | 27 | 0 |
| Willie Anderson | 2 | 50 | 25.0 | 30t | 2 |
| Pete Holohan | 5 | 48 | 9.6 | 12 | 0 |
| Ron Brown | 3 | 35 | 11.7 | 14 | 0 |
| Buford McGee | 2 | 31 | 15.5 | 22 | 0 |
| Damone Johnson | 3 | 15 | 5.0 | 5 | 0 |
| Greg Bell | 2 | 11 | 5.5 | 6 | 0 |
| **Giants** | **No** | **Yds** | **Avg** | **LG** | **TD** |
| David Meggett | 4 | 52 | 13.0 | 16 | 0 |
| Zeke Mowatt | 3 | 52 | 17.3 | 23 | 0 |
| Stephen Baker | 2 | 46 | 23.0 | 27 | 0 |
| Lionel Manuel | 1 | 24 | 24.0 | 24 | 0 |
| Maurice Carthon | 1 | 8 | 8.0 | 8 | 0 |
| Ottis Anderson | 3 | -2 | -0.7 | 6 | 0 |

### INTERCEPTIONS

| Rams | No | Yds | Avg | LG | TD |
|---|---|---|---|---|---|
| Michael Stewart | 1 | 29 | 29.0 | 29 | 0 |
| **Giants** | **No** | **Yds** | **Avg** | **LG** | **TD** |
| Mark Collins | 1 | 0 | 0.0 | 0 | 0 |

### PUNTING

| Rams | No | Yds | Avg | LG | TB | IN20 | Blk |
|---|---|---|---|---|---|---|---|
| Dale Hatcher | 4 | 121 | 30.3 | 41 | 0 | 2 | 0 |
| **Giants** | **No** | **Yds** | **Avg** | **LG** | **TB** | **IN20** | **Blk** |
| Sean Landeta | 5 | 186 | 37.2 | 49 | 0 | 1 | 0 |

### PUNT RETURNS

| Rams | No | FC | Yds | Avg | LG | TD |
|---|---|---|---|---|---|---|
| LeRoy Irvin | 1 | 0 | 3 | 3.0 | 3 | 0 |
| Darryl Henley | 2 | 1 | -4 | -2.0 | 7 | 0 |
| **Giants** | **No** | **FC** | **Yds** | **Avg** | **LG** | **TD** |
| David Meggett | 1 | 0 | 0 | 0.0 | 0 | 0 |

### KICKOFF RETURNS

| Rams | No | Yds | Avg | LG | TD |
|---|---|---|---|---|---|
| Robert Delpino | 4 | 60 | 15.0 | 23 | 0 |
| Ron Brown | 1 | 38 | 38.3 | 38 | 0 |
| **Giants** | **No** | **Yds** | **Avg** | **LG** | **TD** |
| Mark Ingram | 2 | 41 | 20.5 | 21 | 0 |
| David Meggett | 1 | 25 | 25.0 | 25 | 0 |
| Howard Cross | 1 | 9 | 9.0 | 9 | 0 |

### SACKS

**Rams:** Kevin Greene 1-7
**Giants:** Lawrence Taylor 2-13

### PASSING

| Rams | Att | Com | Yds | Tkd/Yd | TD | LG | IN |
|---|---|---|---|---|---|---|---|
| Jim Everett | 44 | 25 | 315 | 2/13 | 2 | 30t | 1 |
| **Giants** | **Att** | **Com** | **Yds** | **Tkd/Yd** | **TD** | **LG** | **IN** |
| Phil Simms | 29 | 14 | 180 | 1/7 | 0 | 27 | 1 |
| David Meggett | 1 | 0 | 0 | 0/0 | 0 | 0 | 0 |

# 1989 NFC Wildcard Game / Rams 21, Eagles 7

## Veteran's Stadium, Philadelphia, PA • Sunday, December 31, 1989

| | | | | |
|---|---|---|---|---|
| RAMS | 14 | 0 | 0 | 7 - 21 |
| Philadelphia | 0 | 0 | 0 | 7 - 7 |

RAMS - Ellard 39-yard pass from Everett (Lansford kick)
RAMS - Johnson 4-yard pass from Everett (Lansford kick)
PHI - Toney 1-yard run (Ruzek kick)
RAMS - Bell 7-yard run (Lansford kick)
PAID ATT -- 57,869

| | RAMS | EAGLES |
|---|---|---|
| **First Downs** | 19 | 14 |
| Rushing | 6 | 6 |
| Passing | 12 | 8 |
| Penalty | 1 | 0 |
| **Third Down Efficiency** | 5-16-31% | 6-16-38% |
| **Fourth Down Efficiency** | 1-1-100% | 0-0-0% |
| **Total Net Yards** | 409 | 306 |
| Total Offensive Plays | 71 | 62 |
| Avg. Gain Per Play | 5.8 | 4.9 |
| **Rushes-Yards** | 36-144 | 20-95 |
| Avg. Gain Per Rush | 4.0 | 4.8 |
| **Net Passing Yards** | 265 | 211 |
| Att-Comp-Int | 33-18-2 | 40-24-1 |
| Avg. Gain Per Pass | 7.8 | 5.0 |
| **Sacks Allowed-Yards** | 2-16 | 2-27 |
| **Punts-Avg** | 7-37.0 | 9-36.3 |
| **Penalties-Yards** | 1-5 | 4-35 |
| **Fumbles-Lost** | .1-1 | 6-2 |
| **Time of Possession** | 33:38 | 26:22 |

### RUSHING

| Rams | Att | Yds | Avg | LG | TD |
|---|---|---|---|---|---|
| Greg Bell | 27 | 124 | 4.6 | 54 | 1 |
| Buford McGee | 2 | 18 | 9.0 | 16 | 0 |
| Jim Everett | 7 | 2 | 0.3 | 7 | 0 |
| **Eagles** | **Att** | **Yds** | **Avg** | **LG** | **TD** |
| Heath Sherman | 9 | 44 | 4.9 | 23 | 0 |
| Randall Cunningham | 6 | 39 | 6.5 | 11 | 0 |
| Anthony Toney | 5 | 12 | 2.4 | 5 | 1 |

### RECEIVING

| Rams | No | Yds | Avg | LG | TD |
|---|---|---|---|---|---|
| Henry Ellard | 4 | 87 | 21.8 | 39t | 1 |
| Willie Anderson | 2 | 77 | 38.5 | 55 | 0 |
| Pete Holohan | 4 | 37 | 9.3 | 18 | 0 |
| Robert Delpino | 3 | 31 | 10.3 | 16 | 0 |
| Greg Bell | 1 | 23 | 23.0 | 23 | 0 |
| Buford McGee | 3 | 22 | 7.3 | 15 | 0 |
| Damone Johnson | 1 | 4 | 4.0 | 4t | 1 |
| **Eagles** | **No** | **Yds** | **Avg** | **LG** | **TD** |
| Keith Byars | 9 | 68 | 7.6 | 17 | 0 |
| Keith Jackson | 3 | 47 | 15.7 | 30 | 0 |
| Ron Johnson | 2 | 38 | 19 | 23 | 0 |
| Anthony Toney | 4 | 35 | 8.8 | 20 | 0 |
| Heath Sherman | 2 | 18 | 9.0 | 11 | 0 |
| Cris Carter | 2 | 16 | 8.0 | 11 | 0 |
| Greg Garrity | 2 | 16 | 8.0 | 8 | 0 |

### INTERCEPTIONS

| Rams | No | Yds | Avg | LG | TD |
|---|---|---|---|---|---|
| LeRoy Irvin | 1 | 0 | 0.0 | 0 | 0 |
| **Eagles** | **No** | **Yds** | **Avg** | **LG** | **TD** |
| Izel Jenkins | 1 | 33 | 33.0 | 33 | 0 |
| Seth Joyner | 1 | 1 | 1.0 | 1 | 0 |

### PUNTING

| Rams | No | Yds | Avg | LG | TB | IN20 | Blk |
|---|---|---|---|---|---|---|---|
| Dale Hatcher | 7 | 259 | 37.0 | 47 | 2 | 2 | 0 |
| **Eagles** | **No** | **Yds** | **Avg** | **LG** | **TB** | **IN20** | **Blk** |
| Rick Tuten | 8 | 307 | 38.4 | 43 | 0 | 2 | 0 |
| Randall Cunningham | 1 | 20 | 20.0 | 20 | 0 | 0 | 0 |

### PUNT RETURNS

| Rams | No | FC | Yds | Avg | LG | TD |
|---|---|---|---|---|---|---|
| Darryl Henley | 3 | 1 | 15 | 5.0 | 7 | 0 |
| **Eagles** | **No** | **FC** | **Yds** | **Avg** | **LG** | **TD** |
| Anthony Edwards | 2 | 1 | 5 | 2.5 | 3 | 0 |

### KICKOFF RETURNS

| Rams | No | Yds | Avg | LG | TD |
|---|---|---|---|---|---|
| Ron Brown | 1 | 14 | 14.0 | 14 | 0 |
| Robert Delpino | 1 | 0 | 0.0 | 0 | 0 |
| **Eagles** | **No** | **Yds** | **Avg** | **LG** | **TD** |
| Anthony Edwards | 3 | 37 | 12.3 | 18 | 0 |
| Mark Higgs | 1 | 15 | 15.0 | 15 | 0 |

### SACKS

**Rams:** Kevin Greene 2-27
**Eagles:** Reggie White 1-9, Jerome Brown 1-7

### RAMS STARTERS

| | | | |
|---|---|---|---|
| WR | Willie Anderson | DT | Shawn Miller |
| LT | Irv Pankey | NT | Alvin Wright |
| LG | Tom Newberry | DT | Mike Piel |
| C | Doug Smith | OLB | Kevin Greene |
| RG | Tony Slaton | ILB | Larry Kelm |
| RT | Jackie Slater | ILB | Fred Strickland |
| TE | Damone Johnson | OLB | Mike Wilcher |
| WR | Henry Ellard | LC | Jerry Gray |
| QB | Jim Everett | RC | LeRoy Irvin |
| RB | Greg Bell | SS | Vince Newsome |
| WR | Aaron Cox | FS | Michael Stewart |

### PASSING

| Rams | Att | Com | Yds | Tkd/Yd | TD | LG | IN |
|---|---|---|---|---|---|---|---|
| Jim Everett | 33 | 18 | 281 | 2/16 | 2 | 55 | 2 |
| **Eagles** | **Att** | **Com** | **Yds** | **Tkd/Yd** | **TD** | **LG** | **IN** |
| Randall Cunningham | 40 | 24 | 238 | 2/27 | 0 | 30 | 1 |

# 1988 NFC Wildcard Game / Vikings 28, Rams 17

## Hubert H. Humphrey Metrodome, Minneapolis, MN • Monday, December 26, 1988

| | | | | |
|---|---|---|---|---|
| RAMS | 0 | 7 | 3 | 7 - 17 |
| Minnesota | 14 | 0 | 7 | 7 - 28 |

MIN - Anderson 7-yard run (Nelson kick)
MIN - Rice 17-yard run (Nelson kick)
RAMS - D. Johnson 3-yard pass from Everett (Lansford kick)
MIN - Anderson 1-yard run (Nelson kick)
RAMS - FG Lansford 43
MIN - Hilton 5-yard pass from Wilson (Nelson kick)
RAMS - Holohan 11-yard pass from Everett (Lansford kick)
PAID ATT -- 57,666

| | RAMS | VIKES |
|---|---|---|
| **First Downs** | 19 | 20 |
| Rushing | 4 | 7 |
| Passing | 15 | 11 |
| Penalty | 0 | 2 |
| **Third Down Efficiency** | 6-15-40% | 6-14-43% |
| **Fourth Down Efficiency** | 0-1-0% | 0-0-0% |
| **Total Net Yards** | 342 | 310 |
| Total Offensive Plays | 70 | 66 |
| Avg. Gain Per Play | 4.9 | 4.7 |
| **Rushes-Yards** | 24-107 | 33-103 |
| Avg. Gain Per Rush | 4.5 | 3.1 |
| **Net Passing Yards** | 235 | 207 |
| Att-Comp-Int | 45-19-3 | 28-17-0 |
| Avg. Gain Per Pass | 5.1 | 6.3 |
| **Sacks Allowed-Yards** | 1-12 | 5-46 |
| **Punts-Avg** | 5-48.2 | 7-41.6 |
| **Penalties-Yards** | 10-54 | 6-40 |
| **Fumbles-Lost** | .0-0 | 1-0 |
| **Time of Possession** | 26:06 | 33:54 |

### RUSHING

| Rams | Att | Yds | Avg | LG | TD |
|---|---|---|---|---|---|
| Greg Bell | 17 | 91 | 5.4 | 22 | 0 |
| Jim Everett | 2 | 8 | 4.0 | 6 | 0 |
| Robert Delpino | 3 | 4 | 1.3 | 4 | 0 |
| Charles White | 1 | 2 | 2.0 | 2 | 0 |
| Henry Ellard | 1 | 2 | 2.0 | 2 | 0 |
| **Vikings** | **Att** | **Yds** | **Avg** | **LG** | **TD** |
| Allen Rice | 17 | 79 | 4.6 | 17 | 1 |
| Darrin Nelson | 3 | 9 | 3.0 | 7 | 0 |
| Alfred Anderson | 6 | 9 | 1.5 | 7 | 2 |
| Rick Fenney | 2 | 5 | 2.5 | 3 | 0 |
| Wade Wilson | 5 | 1 | 0.2 | 3 | 0 |

### RECEIVING

| Rams | No | Yds | Avg | LG | TD |
|---|---|---|---|---|---|
| Henry Ellard | 4 | 54 | 13.5 | 29 | 0 |
| Pete Holohan | 3 | 44 | 14.7 | 24 | 1 |
| Buford McGee | 4 | 34 | 8.5 | 19 | 0 |
| Robert Delpino | 2 | 33 | 16.5 | 21 | 0 |
| Willie Anderson | 2 | 29 | 14.5 | 17 | 0 |
| Damone Johnson | 3 | 27 | 9.0 | 18 | 1 |
| Ron Brown | 1 | 26 | 26.0 | 26 | 0 |
| **Vikings** | **No** | **Yds** | **Avg** | **LG** | **TD** |
| Anthony Carter | 4 | 102 | 25.5 | 46 | 0 |
| Jim Gustafson | 2 | 52 | 26.0 | 34 | 0 |
| Hassan Jones | 2 | 28 | 14.0 | 18 | 0 |
| Steve Jordan | 1 | 19 | 19.0 | 19 | 0 |
| Rick Fenney | 3 | 19 | 6.3 | 8 | 0 |
| Allen Rice | 1 | 12 | 12.0 | 12 | 0 |
| Alfred Anderson | 2 | 10 | 5.0 | 5 | 0 |
| Darrin Nelson | 1 | 6 | 6.0 | 6 | 0 |
| Carl Hilton | 1 | 5 | 5.0 | 5 | 1 |

### INTERCEPTIONS

| Rams | No | Yds | Avg | LG | TD |
|---|---|---|---|---|---|
| None | | | | | |
| **Vikings** | **No** | **Yds** | **Avg** | **LG** | **TD** |
| Joey Browner | 2 | 40 | 20.0 | 26 | 0 |
| Scott Studwell | 1 | 0 | 0.0 | 0 | 0 |

### PUNTING

| Rams | No | Yds | Avg | LG | TB | IN20 | Blk |
|---|---|---|---|---|---|---|---|
| Dale Hatcher | 5 | 241 | 48.2 | 63 | 0 | 2 | 0 |
| **Vikings** | **No** | **Yds** | **Avg** | **LG** | **TB** | **IN20** | **Blk** |
| Bucky Scribner | 7 | 291 | 41.6 | 51 | 0 | 1 | 0 |

### PUNT RETURNS

| Rams | No | FC | Yds | Avg | LG | TD |
|---|---|---|---|---|---|---|
| Clifford Hicks | 4 | 0 | 46 | 11.5 | 32 | 0 |
| Mickey Sutton | 1 | 0 | 14 | 14.0 | 14 | 0 |
| **Vikings** | **No** | **FC** | **Yds** | **Avg** | **LG** | **TD** |
| Anthony Carter | 1 | 2 | 1 | 1.0 | 1 | 0 |
| Leo Lewis | 1 | 0 | 14 | 14.0 | 14 | 0 |

### KICKOFF RETURNS

| Rams | No | Yds | Avg | LG | TD |
|---|---|---|---|---|---|
| Ron Brown | 4 | 71 | 17.8 | 22 | 0 |
| Robert Delpino | 1 | 35 | 35.0 | 35 | 0 |
| **Vikings** | **No** | **Yds** | **Avg** | **LG** | **TD** |
| Darryl Harris | 3 | 58 | 19.3 | 20 | 0 |

### SACKS

**Rams:** Kevin Greene 3-19, Fred Strickland 2-27
**Vikings:** Joey Browner 1-12

### RAMS STARTERS

| | | | |
|---|---|---|---|
| WR | Aaron Cox | LE | Doug Reed |
| LT | Irv Pankey | NT | Alvin Wright |
| LG | Tom Newberry | RE | Shawn Miller |
| C | Doug Smith | OLB | Kevin Greene |
| RG | Duval Love | ILB | Carl Ekern |
| RT | Jackie Slater | ILB | Jim Collins |
| TE | Damone Johnson | OLB | Mike Wilcher |
| WR | Henry Ellard | LC | Jerry Gray |
| QB | Jim Everett | RC | LeRoy Irvin |
| FB | Buford McGee | SS | Johnnie Johnson |
| RB | Greg Bell | FS | Michael Stewart |

### PASSING

| Rams | Att | Com | Yds | Tkd/Yd | TD | LG | IN |
|---|---|---|---|---|---|---|---|
| Jim Everett | 45 | 19 | 247 | 1/12 | 2 | 29 | 3 |
| **Vikings** | **Att** | **Com** | **Yds** | **Tkd/Yd** | **TD** | **LG** | **IN** |
| Wade Wilson | 28 | 17 | 253 | 5/46 | 1 | 46 | 0 |

# 1986 NFC Wildcard Game / Washington 19, Rams 7

## RFK Stadium, Washington, D.C. • Sunday, December 28, 1986

| | | | | | |
|---|---|---|---|---|---|
| RAMS | 0 | 0 | 0 | 7- | 7 |
| Washington | 10 | 3 | 3 | 3 | - 19 |

WAS - FG Atkinson 25
WAS - Bryant 14-yard pass from Schroeder (Atkinson kick)
WAS - FG Atkinson 20
WAS - FG Atkinson 38
RAMS - House 12-yard pass from Everett (Lansford kick)
WAS - FG Atkinson 19
PAID ATT -- 54,130

| | RAMS | 'SKINS |
|---|---|---|
| **First Downs** | 16 | 15 |
| Rushing | 9 | 9 |
| Passing | 6 | 5 |
| Penalty | 1 | 1 |
| **Third Down Efficiency** | 5-10-50% | 7-16-44% |
| **Fourth Down Efficiency** | 0-1-0% | 0-0-0% |
| **Total Net Yards** | 324 | 228 |
| Total Offensive Plays | 53 | 64 |
| Avg. Gain Per Play | 6.1 | 3.6 |
| **Rushes-Yards** | 34-198 | 41-138 |
| Avg. Gain Per Rush | 5.8 | 3.4 |
| **Net Passing Yards** | 126 | 90 |
| Att-Comp-Int | 18-9-2 | 23-13-0 |
| Avg. Gain Per Pass | 6.6 | 3.9 |
| **Sacks Allowed-Yards** | 1-10 | 0-0 |
| **Punts-Avg** | 3-38.3 | 5-42.2 |
| **Penalties-Yards** | 8-78 | 6-45 |
| **Fumbles-Lost** | .4-4 | 1-1 |
| **Time of Possession** | 23:54 | 36:06 |

### RAMS STARTERS

| | | | |
|---|---|---|---|
| WR | Kevin House | LE | Doug Reed |
| LT | Irv Pankey | NT | Shawn Miller |
| LG | Tom Newberry | RE | Reggie Doss |
| C | Doug Smith | LOLB | Mel Owens |
| RG | Dennis Harrah | LILB | Mark Jerue |
| RT | Jackie Slater | RILB | Carl Ekern |
| TE | David Hill | ROLB | Mike Wilcher |
| WR | Henry Ellard | LC | Jerry Gray |
| QB | Jim Everett | RC | LeRoy Irvin |
| RB | Barry Redden | FS | Vince Newsome |
| RB | Eric Dickerson | SS | Nolan Cromwell |

### RUSHING

| Rams | Att | Yds | Avg | LG | TD |
|---|---|---|---|---|---|
| Eric Dickerson | 26 | 158 | 6.1 | 65 | 0 |
| Barry Redden | 7 | 28 | 4.0 | 13 | 0 |
| Jim Everett | 1 | 12 | 12.0 | 12 | 0 |
| **Redskins** | **Att** | **Yds** | **Avg** | **LG** | **TD** |
| George Rogers | 29 | 115 | 4.0 | 15 | 0 |
| Kelvin Bryant | 4 | 17 | 4.3 | 9 | 0 |
| Keith Griffin | 5 | 8 | 1.6 | 4 | 0 |
| Jay Schroeder | 3 | -2 | -0.7 | 0 | 0 |

### RECEIVING

| Rams | No | Yds | Avg | LG | TD |
|---|---|---|---|---|---|
| Kevin House | 3 | 70 | 23.3 | 45 | 1 |
| David Hill | 3 | 27 | 9.0 | 13 | 0 |
| Barry Redden | 1 | 20 | 20.0 | 20 | 0 |
| Henry Ellard | 1 | 14 | 14.0 | 14 | 0 |
| Darren Long | 1 | 5 | 5.0 | 5 | 0 |
| **Redskins** | **No** | **Yds** | **Avg** | **LG** | **TD** |
| Art Monk | 5 | 34 | 6.8 | 11 | 0 |
| Kelvin Bryant | 2 | 18 | 9.0 | 14t | 1 |
| Ricky Sanders | 2 | 15 | 7.5 | 10 | 0 |
| Gary Clark | 1 | 8 | 8.0 | 8 | 0 |
| Don Warren | 1 | 7 | 7.0 | 7 | 0 |
| Clint Didier | 1 | 4 | 4.0 | 4 | 0 |
| George Rogers | 1 | 4 | 4.0 | 4 | 0 |

### INTERCEPTIONS

| Rams | No | Yds | Avg | LG | TD |
|---|---|---|---|---|---|
| None | | | | | |
| **Redskins** | **No** | **Yds** | **Avg** | **LG** | **TD** |
| Alvin Walton | 1 | 16 | 16.0 | 16 | 0 |
| Barry Wilburn | 1 | 2 | 2.0 | 2 | 0 |

### PUNTING

| Rams | No | Yds | Avg | LG | TB | IN20 | Blk |
|---|---|---|---|---|---|---|---|
| Dale Hatcher | 3 | 115 | 38.3 | 42 | 0 | 0 | 0 |
| **Redskins** | **No** | **Yds** | **Avg** | **LG** | **TB** | **IN20** | **Blk** |
| Steve Cox | 5 | 211 | 42.2 | 51 | 0 | 2 | 0 |

### PUNT RETURNS

| Rams | No | FC | Yds | Avg | LG | TD |
|---|---|---|---|---|---|---|
| Henry Ellard | 2 | 0 | 23 | 11.5 | 14 | 0 |
| Johnnie Johnson | 0 | 1 | 0 | 0.0 | 0 | 0 |
| **Redskins** | **No** | **FC** | **Yds** | **Avg** | **LG** | **TD** |
| Eric Yarber | 2 | 0 | 8 | 4.0 | 9 | 0 |

### KICKOFF RETURNS

| Rams | No | Yds | Avg | LG | TD |
|---|---|---|---|---|---|
| Charles White | 3 | 42 | 14.0 | 27 | 0 |
| Mickey Sutton | 2 | 37 | 18.5 | 20 | 0 |
| Mike McDonald | 1 | 7 | 7.0 | 7 | 0 |
| **Redskins** | **No** | **Yds** | **Avg** | **LG** | **TD** |
| Dwight Garner | 2 | 27 | 13.5 | 14 | 0 |

### SACKS

**Rams:** None
**Redskins:** Charles Mann 1-10

### PASSING

| Rams | Att | Com | Yds | Tkd/Yd | TD | LG | IN |
|---|---|---|---|---|---|---|---|
| Jim Everett | 18 | 9 | 136 | 1/10 | 1 | 45 | 2 |
| **Redskins** | **Att** | **Com** | **Yds** | **Tkd/Yd** | **TD** | **LG** | **IN** |
| Jay Schroeder | 23 | 13 | 90 | 0/0 | 1 | 14 | 0 |

# 1985 NFC Championship Game / Bears 24, Rams 0

## Soldier Field, Chicago, IL • Sunday, January 12, 1986

| | | | | | |
|---|---|---|---|---|---|
| RAMS | 0 | 0 | 0 | 0 | - 0 |
| Chicago | 10 | 0 | 7 | 7 | - 24 |

CHI - McMahon 16-yard run (Butler kick)
CHI - FG Butler 34
CHI - Gault 22-yard pass from McMahon (Butler kick)
CHI - Marshall 52-yard fumble return (Butler kick)
PAID ATT -- 63,522

| | RAMS | BEARS |
|---|---|---|
| **First Downs** | 9 | 13 |
| Rushing | 5 | 5 |
| Passing | 3 | 8 |
| Penalty | 1 | 0 |
| **Third Down Efficiency** | 2-14-14% | 4-16-25% |
| **Fourth Down Efficiency** | 0-0-0% | 1-1-100% |
| **Total Net Yards** | 130 | 232 |
| Total Offensive Plays | 60 | 61 |
| Avg. Gain Per Play | 2.2 | 3.8 |
| **Rushes-Yards** | 26-86 | 33-91 |
| Avg. Gain Per Rush | 3.3 | 2.8 |
| **Net Passing Yards** | 44 | 141 |
| Att-Comp-Int | 31-10-1 | 25-16-0 |
| Avg. Gain Per Pass | 1.3 | 5.0 |
| **Sacks Allowed-Yards** | 3-22 | 3-23 |
| **Punts-Avg** | 11-39.2 | 10-36.3 |
| **Penalties-Yards** | 4-25 | 6-48 |
| **Fumbles-Lost** | .4-2 | 3-1 |
| **Time of Possession** | 25:33 | 34:27 |

### RAMS STARTERS

| | | | |
|---|---|---|---|
| WR | Henry Ellard | LE | Doug Reed |
| LTI | rv Pankey | NT | Charles DeJurnett |
| LG | Kent Hill | RE | Reggie Doss |
| C | Tony Slaton | LOLB | Mel Owens |
| RG | Dennis Harrah | LILB | Carl Ekern |
| RT | Jackie Slater | RILB | Jim Collins |
| TE | David Hill | ROLB | Mike Wilcher |
| WR | Ron Brown | LC | Gary Green |
| RB | Barry Redden | RC | LeRoy Irvin |
| QB | Dieter Brock | SS | Nolan Cromwell |
| RB | Eric Dickerson | FS | Johnnie Johnson |

### RUSHING

| Rams | Att | Yds | Avg | LG | TD |
|---|---|---|---|---|---|
| Eric Dickerson | 17 | 46 | 2.7 | 9 | 0 |
| Barry Redden | 9 | 40 | 4.4 | 12 | 0 |
| **Bears** | **Att** | **Yds** | **Avg** | **LG** | **TD** |
| Walter Payton | 18 | 32 | 1.8 | 8 | 0 |
| Matt Suhey | 6 | 23 | 3.8 | 9 | 0 |
| Jim McMahon | 4 | 28 | 7.0 | 16t | 1 |
| Calvin Thomas | 3 | -1 | -0.3 | 1 | 0 |
| Dennis Gentry | 2 | 9 | 4.5 | 7 | 0 |

### RECEIVING

| Rams | No | Yds | Avg | LG | TD |
|---|---|---|---|---|---|
| Tony Hunter | 3 | 29 | 6.7 | 15 | 0 |
| Ron Brown | 2 | 14 | 7.0 | 11 | 0 |
| Eric Dickerson | 3 | 10 | 3.3 | 7 | 0 |
| Bobby Duckworth | 1 | 8 | 8.0 | 8 | 0 |
| Henry Ellard | 1 | 5 | 5.0 | 5 | 0 |
| **Bears** | **No** | **Yds** | **Avg** | **LG** | **TD** |
| Walter Payton | 7 | 48 | 6.9 | 19 | 0 |
| Willie Gault | 4 | 56 | 14.0 | 22t | 1 |
| Emery Moorehead | 2 | 28 | 14.0 | 20 | 0 |
| Dennis McKinnon | 1 | 17 | 17.0 | 17 | 0 |
| Tim Wrightman | 1 | 8 | 8.0 | 8 | 0 |
| Matt Suhey | 1 | 7 | 7.0 | 7 | 0 |

### INTERCEPTIONS

| Rams | No | Yds | Avg | LG | TD |
|---|---|---|---|---|---|
| None | | | | | |
| **Bears** | **No** | **Yds** | **Avg** | **LG** | **TD** |
| Leslie Frazier | 1 | -3 | -3.0 | 3 | 0 |

### PUNTING

| Rams | No | Yds | Avg | LG | TB | IN20 | Blk |
|---|---|---|---|---|---|---|---|
| Dale Hatcher | 11 | 431 | 39.2 | 51 | 0 | 3 | 0 |
| **Bears** | **No** | **Yds** | **Avg** | **LG** | **TB** | **IN20** | **Blk** |
| Maury Buford | 10 | 363 | 36.3 | 55 | 0 | 2 | 0 |

### PUNT RETURNS

| Rams | No | FC | Yds | Avg | LG | TD |
|---|---|---|---|---|---|---|
| Henry Ellard | 1 | 0 | 6 | 6.0 | 6 | 0 |
| Johnnie Johnson | 2 | 1 | 6 | 3.0 | 3 | 0 |
| LeRoy Irvin | 1 | 0 | 4 | 4.0 | 4 | 0 |
| **Bears** | **No** | **FC** | **Yds** | **Avg** | **LG** | **TD** |
| Keith Ortego | 4 | 0 | 21 | 5.3 | 8 | 0 |
| Dave Duerson | 0 | 1 | 0 | 0.0 | 0 | 0 |
| Reggie Phillips | 1 | 0 | 0 | 0.0 | 0 | 0 |

### KICKOFF RETURNS

| Rams | No | Yds | Avg | LG | TD |
|---|---|---|---|---|---|
| Ron Brown | 3 | 63 | 21.0 | 45 | 0 |
| Barry Redden | 1 | 13 | 13.0 | 13 | 0 |
| **Bears** | **No** | **Yds** | **Avg** | **LG** | **TD** |
| Dennis Gentry | 1 | 22 | 22.0 | 22 | 0 |

### SACKS

**Rams:** Doug Reed 2-13, Reggie Doss 1-7
**Bears:** Richard Dent 1-11, William Perry 1-7, Da Hampton 1-4

### PASSING

| Rams | Att | Com | Yds | Tkd/Yd | TD | LG | IN |
|---|---|---|---|---|---|---|---|
| Dieter Brock | 31 | 10 | 66 | 3/22 | 0 | 15 | 1 |
| **Bears** | **Att** | **Com** | **Yds** | **Tkd/Yd** | **TD** | **LG** | **IN** |
| Jim McMahon | 25 | 16 | 164 | 3/23 | 1 | 22t | 0 |

# 1985 NFC Divisional Round Game / Rams 20, Cowboys 0

## Anaheim Stadium, Anaheim, CA • Saturday, January 4, 1986

| | | | | | |
|---|---|---|---|---|---|
| Dallas | 0 | 0 | 0 | 0 | - 0 |
| RAMS | 3 | 0 | 10 | 7 | - 20 |

RAMS - FG Lansford 33
RAMS - Dickerson 55-yard run (Lansford kick)
RAMS - FG Lansford 34
RAMS - Dickerson 40-yard run (Lansford kick)
PAID ATT -- 66,351

| | 'BOYS | RAMS |
|---|---|---|
| **First Downs** | 15 | 15 |
| Rushing | 3 | 11 |
| Passing | 12 | 3 |
| Penalty | 0 | 1 |
| **Third Down Efficiency** | 3-14-21% | 3-15-20% |
| **Fourth Down Efficiency** | 2-4-50% | 0-1-0% |
| **Total Net Yards** | 243 | 316 |
| Total Offensive Plays | 66 | 64 |
| Avg. Gain Per Play | 3.7 | 4.9 |
| **Rushes-Yards** | 18-61 | 41-269 |
| Avg. Gain Per Rush | 3.4 | 6.6 |
| **Net Passing Yards** | 182 | 47 |
| Att-Comp-Int | 43-24-3 | 22-6-1 |
| Avg. Gain Per Pass | 3.8 | 2.0 |
| **Sacks Allowed-Yards** | 5-35 | 1-3 |
| **Punts-Avg** | 7-46.9 | 7-40.7 |
| **Penalties-Yards** | 5-30 | 2-29 |
| **Fumbles-Lost** | .3-3 | 3-1 |
| **Time of Possession** | 30:45 | 29:15 |

### RUSHING

| Cowboys | Att | Yds | Avg | LG | TD |
|---|---|---|---|---|---|
| Tony Dorsett | 17 | 58 | 3.4 | 14 | 0 |
| Timmy Newsome | 1 | 3 | 3.0 | 3 | 0 |
| **Rams** | **Att** | **Yds** | **Avg** | **LG** | **TD** |
| Eric Dickerson | 34 | 248 | 7.3 | 55t | 2 |
| Barry Redden | 6 | 21 | 3.5 | 7 | 0 |
| Dieter Brock | 1 | 0 | 0.0 | 0 | 0 |

### RECEIVING

| Cowboys | No | Yds | Avg | LG | TD |
|---|---|---|---|---|---|
| Tony Dorsett | 8 | 80 | 10.0 | 22 | 0 |
| Doug Cosbie | 6 | 61 | 10.2 | 21 | 0 |
| Tony Hill | 5 | 41 | 8.2 | 14 | 0 |
| Timmy Newsome | 3 | 10 | 3.3 | 7 | 0 |
| Karl Powe | 1 | 19 | 19.0 | 19 | 0 |
| James Jones | 1 | 6 | 6.0 | 6 | 0 |
| **Rams** | **No** | **Yds** | **Avg** | **LG** | **TD** |
| Henry Ellard | 2 | 33 | 16.5 | 21 | 0 |
| Barry Redden | 1 | 15 | 15.0 | 15 | 0 |
| David Hill | 1 | 3 | 3.0 | 3 | 0 |
| Tony Hunter | 1 | 3 | 3.0 | 3 | 0 |
| Eric Dickerson | 1 | -4 | -4.0 | -4 | 0 |

### INTERCEPTIONS

| Cowboys | No | Yds | Avg | LG | TD |
|---|---|---|---|---|---|
| Everson Walls | 1 | 20 | 20.0 | 20 | 0 |
| **Rams** | **No** | **Yds** | **Avg** | **LG** | **TD** |
| LeRoy Irvin | 1 | 55 | 55.0 | 55 | 0 |
| Jerry Gray | 1 | 10 | 10.0 | 10 | 0 |
| Gary Green | 1 | 1 | 1.0 | 1 | 0 |

### PUNTING

| Cowboys | No | Yds | Avg | LG | TB | IN20 | Blk |
|---|---|---|---|---|---|---|---|
| Mike Saxon | 7 | 328 | 46.9 | 53 | 2 | 2 | 0 |
| **Rams** | **No** | **Yds** | **Avg** | **LG** | **TB** | **IN20** | **Blk** |
| Dale Hatcher | 7 | 285 | 40.7 | 55 | 0 | 2 | 0 |

### PUNT RETURNS

| Cowboys | No | FC | Yds | Avg | LG | TD |
|---|---|---|---|---|---|---|
| Gordon Banks | 4 | 3 | 30 | 7.5 | 23 | 0 |
| **Rams** | **No** | **FC** | **Yds** | **Avg** | **LG** | **TD** |
| Henry Ellard | 4 | 0 | 37 | 9.3 | 23 | 0 |

### KICKOFF RETURNS

| Cowboys | No | Yds | Avg | LG | TD |
|---|---|---|---|---|---|
| Kenny Duckett | 4 | 99 | 24.8 | 32 | 0 |
| James Jones | 1 | 11 | 11.0 | 11 | 0 |
| **Rams** | **No** | **Yds** | **Avg** | **LG** | **TD** |
| Charles White | 1 | 14 | 14.0 | 14 | 0 |

### SACKS

**Cowboys:** Ed Jones 1-3
**Rams:** Gary Jeter 3-25, Mike Wilcher 1-8, Kevin Greene 1-2

### RAMS STARTERS

| | | | |
|---|---|---|---|
| WR | Henry Ellard | LE | Doug Reed |
| LT | Irv Pankey | NT | Charles DeJurnett |
| LG | Kent Hill | RE | Reggie Doss |
| C | Tony Slaton | LOLB | Mel Owens |
| RG | Dennis Harrah | LILB | Carl Ekern |
| RT | Jackie Slater | RILB | Jim Collins |
| TE | David Hill | ROLB | Mike Wilcher |
| WR | Ron Brown | LC | Gary Green |
| RB | Barry Redden | RC | LeRoy Irvin |
| QB | Dieter Brock | SS | Nolan Cromwell |
| RB | Eric Dickerson | FS | Johnnie Johnson |

### PASSING

| Cowboys | Att | Com | Yds | Tkd/Yd | TD | LG | IN |
|---|---|---|---|---|---|---|---|
| Danny White | 43 | 24 | 217 | 5/35 | 0 | 22 | 3 |
| **Rams** | **Att** | **Com** | **Yds** | **Tkd/Yd** | **TD** | **LG** | **IN** |
| Dieter Brock | 22 | 6 | 50 | 1/3 | 0 | 21 | 1 |

# 1984 NFC Wildcard Game / Giants 16, Rams 13

## Anaheim Stadium, Anaheim, CA • Sunday, December 23, 1984

| | | | | | |
|---|---|---|---|---|---|
| New York Giants | 10 | 0 | 6 | 0 | - 16 |
| RAMS | 0 | 3 | 7 | 3 | - 13 |

NYG - FG Haji-Sheikh 37
NYG - Carpenter 1-yard run (Haji-Sheikh kick)
RAMS - FG Lansford 38
NYG - FG Haji-Sheikh 39
RAMS - Dickerson 14-yard run (Lansford kick)
NYG - FG Haji-Sheikh 36
RAMS - FG Lansford 22
PAID ATT -- 67,037

| | GIANTS | RAMS |
|---|---|---|
| **First Downs** | 16 | 12 |
| Rushing | 5 | 5 |
| Passing | 8 | 5 |
| Penalty | 3 | 2 |
| **Third Down Efficiency** | 8-16-50% | 2-9-22% |
| **Fourth Down Efficiency** | 0-0-0% | 0-1-0% |
| **Total Net Yards** | 192 | 214 |
| Total Offensive Plays | 62 | 43 |
| Avg. Gain Per Play | 3.1 | 5.0 |
| **Rushes-Yards** | 27-40 | 26-107 |
| Avg. Gain Per Rush | 1.5 | 4.1 |
| **Net Passing Yards** | 152 | 107 |
| Att-Comp-Int | 31-22-0 | 15-11-0 |
| Avg. Gain Per Pass | 4.3 | 6.3 |
| **Sacks Allowed-Yards** | 4-27 | 2-2 |
| **Punts-Avg** | 4-38.8 | 4-37.8 |
| **Penalties-Yards** | 5-81 | 10-75 |
| **Fumbles-Lost** | .3-0 | 2-2 |
| **Time of Possession** | 34:03 | 25:57 |

### RUSHING

| Giants | Att | Yds | Avg | LG | TD |
|---|---|---|---|---|---|
| Rob Carpenter | 13 | 20 | 1.5 | 8 | 1 |
| Joe Morris | 10 | 21 | 2.1 | 6 | 0 |
| Phil Simms | 4 | -1 | -0.3 | 3 | 0 |
| **Rams** | **Att** | **Yds** | **Avg** | **LG** | **TD** |
| Eric Dickerson | 23 | 107 | 4.7 | 24 | 1 |
| Dwayne Crutchfield | 2 | -2 | -1.0 | 1 | 0 |
| Jeff Kemp | 1 | 2 | 2.0 | 2 | 0 |

### RECEIVING

| Giants | No | Yds | Avg | LG | TD |
|---|---|---|---|---|---|
| Rob Carpenter | 7 | 23 | 3.3 | 8 | 0 |
| Zeke Mowatt | 7 | 73 | 10.4 | 24 | 0 |
| Lionel Manuel | 3 | 52 | 17.3 | 25 | 0 |
| Earnest Gray | 2 | 20 | 10.0 | 11 | 0 |
| Bobby Johnson | 1 | 6 | 6.0 | 6 | 0 |
| Tony Galbreath | 1 | 3 | 3.0 | 3 | 0 |
| Joe Morris | 1 | 2 | 2.0 | 2 | 0 |
| **Rams** | **No** | **Yds** | **Avg** | **LG** | **TD** |
| Ron Brown | 3 | 32 | 10.7 | 19 | 0 |
| Mike Barber | 3 | 31 | 10.3 | 16 | 0 |
| Henry Ellard | 2 | 22 | 11.0 | 20 | 0 |
| James McDonald | 2 | 18 | 9.0 | 11 | 0 |
| David Hill | 1 | 6 | 6.0 | 6 | 0 |

### INTERCEPTIONS

| Giants | No | Yds | Avg | LG | TD |
|---|---|---|---|---|---|
| None | | | | | |
| **Rams** | **No** | **Yds** | **Avg** | **LG** | **TD** |
| None | | | | | |

### PUNTING

| Giants | No | Yds | Avg | LG | TB | IN20 | Blk |
|---|---|---|---|---|---|---|---|
| Dave Jennings | 4 | 155 | 38.8 | 47 | 0 | 2 | 0 |
| **Rams** | **No** | **Yds** | **Avg** | **LG** | **TB** | **IN20** | **Blk** |
| John Misko | 4 | 151 | 37.8 | 42 | 0 | 0 | 0 |

### PUNT RETURNS

| Giants | No | FC | Yds | Avg | LG | TD |
|---|---|---|---|---|---|---|
| Lionel Manuel | 3 | 1 | 25 | 8.3 | 17 | 0 |
| **Rams** | **No** | **FC** | **Yds** | **Avg** | **LG** | **TD** |
| Henry Ellard | 2 | 0 | 17 | 8.5 | 14 | 0 |

### KICKOFF RETURNS

| Giants | No | Yds | Avg | LG | TD |
|---|---|---|---|---|---|
| Kenny Hill | 3 | 49 | 16.3 | 18 | 0 |
| Frank Cephous | 1 | 20 | 20.0 | 20 | 0 |
| **Rams** | **No** | **Yds** | **Avg** | **LG** | **TD** |
| Barry Redden | 5 | 92 | 18.4 | 27 | 0 |

### SACKS

**Giants:** George Martin 1-2, Lawrence Taylor 1-0
**Rams:** Charles DeJurnett 1-10, Carl Ekern 1-10, Ji Collins 1-5, Mike Wilcher 1-2

### RAMS STARTERS

| | | | |
|---|---|---|---|
| WR | Drew Hill | LE | Jack Youngblood |
| LT | Irv Pankey | NT | Greg Meisner |
| LG | Kent Hill | RE | Reggie Doss |
| C | Doug Smith | LOLB | Mel Owens |
| RG | Dennis Harrah | LILB | Carl Ekern |
| RT | Bill Bain | RILB | Jim Collins |
| TE | David Hill | ROLB | Mike Wilcher |
| WR | Henry Ellard | LC | Gary Green |
| UB | James McDonald | RC | LeRoy Irvin |
| QB | Jeff Kemp | SS | Vince Newsome |
| RB | Eric Dickerson | FS | Johnnie Johnson |

### PASSING

| Giants | Att | Com | Yds | Tkd/Yd | TD | LG | IN |
|---|---|---|---|---|---|---|---|
| Phil Simms | 31 | 22 | 179 | 4/27 | 0 | 25 | 0 |
| **Rams** | **Att** | **Com** | **Yds** | **Tkd/Yd** | **TD** | **LG** | **IN** |
| Jeff Kemp | 15 | 11 | 109 | 2/2 | 0 | 20 | 0 |

# 1983 NFC Divisional Round / Washington 51, Rams 7

## RFK Stadium, Washington, D.C. • Sunday, January 1, 1984

| | | | | | |
|---|---|---|---|---|---|
| RAMS | 0 | 7 | 0 | 0 | - 7 |
| Washington | 17 | 21 | 6 | 7 | - 51 |

WAS - Riggins 3-yard run (Moseley kick)
WAS - Monk 40-yard pass from Theismann (Moseley kick)
WAS - FG Moseley 42
WAS - Riggins 1-yard run (Moseley kick)
RAMS - Dennard 32-yard pass from Ferragamo (Lansford kick)
WAS - Monk 21-yard pass from Theismann (Moseley kick)
WAS - Riggins 1-yard run (Moseley kick)
WAS - FG Moseley 36
WAS - FG Moseley 41
WAS - Green 72-yard interception return (Moseley kick)
PAID ATT -- 55,363

| | RAMS | 'SKINS |
|---|---|---|
| **First Downs** | 12 | 23 |
| Rushing | 2 | 10 |
| Passing | 9 | 12 |
| Penalty | 1 | 1 |
| **Third Down Efficiency** | 3-14-21% | 8-15-53% |
| **Fourth Down Efficiency** | 1-2-50% | 0-1-0% |
| **Total Net Yards** | 204 | 445 |
| Total Offensive Plays | 62 | 65 |
| Avg. Gain Per Play | 3.3 | 6.8 |
| **Rushes-Yards** | 16-51 | 40-130 |
| Avg. Gain Per Rush | 3.2 | 3.3 |
| **Net Passing Yards** | 153 | 315 |
| Att-Comp-Int | 43-20-3 | 25-20-0 |
| Avg. Gain Per Pass | 3.3 | 12.6 |
| **Sacks Allowed-Yards** | 3-22 | 0-0 |
| **Punts-Avg** | 7-33.8 | 3-28.0 |
| **Penalties-Yards** | 7-41 | 6-55 |
| **Fumbles-Lost** | .2-1 | 2-1 |
| **Time of Possession** | | 24:35 |

35:25

### RAMS STARTERS

| | | | |
|---|---|---|---|
| WR | Preston Dennard | LE | Jack Youngblood |
| LT | Bill Bain | NT | Gregg Meismer |
| LG | Kent Hill | RE | Reggie Doss |
| C | Doug Smith | LOLB | Mel Owens |
| RG | Dennis Harrah | LILB | Jim Collins |
| RT | Jackie Slater | RILB | Carl Ekern |
| TE | Mike Barber | ROLB | George Andrews |
| WR | George Farmer | LC | Eric Harris |
| UB | David Hill | RC | LeRoy Irvin |
| QB | Vince Ferragamo | FS | Johnnie Johnson |
| RB | Eric Dickerson | SS | Nolan Cromwell |

### RUSHING

| Rams | Att | Yds | Avg | LG | TD |
|---|---|---|---|---|---|
| Eric Dickerson | 10 | 16 | 1.6 | 4 | 0 |
| A.J. Jones | 4 | 28 | 7.0 | 19 | 0 |
| Barry Redden | 2 | 7 | 3.5 | 4 | 0 |
| **Redskins** | **Att** | **Yds** | **Avg** | **LG** | **TD** |
| John Riggins | 25 | 119 | 4.8 | 16 | 3 |
| Joe Washington | 5 | -2 | -0.4 | 1 | 0 |
| Nick Giaquinto | 4 | 9 | 2.3 | 3 | 0 |
| Reggie Evans | 3 | 4 | 1.3 | 4 | 0 |
| Otis Wonsley | 2 | 3 | 1.5 | 2 | 0 |
| Bob Holly | 1 | -3 | -3.0 | -3 | 0 |

### RECEIVING

| Rams | No | Yds | Avg | LG | TD |
|---|---|---|---|---|---|
| Eric Dickerson | 6 | 9 | 1.5 | 3 | 0 |
| Mike Guman | 5 | 29 | 5.8 | 8 | 0 |
| Mike Barber | 3 | 42 | 14.0 | 18 | 0 |
| Henry Ellard | 3 | 39 | 13.0 | 15 | 0 |
| Preston Dennard | 2 | 50 | 25.0 | 32t | 1 |
| David Hill | 1 | 6 | 6.0 | 6 | 0 |
| **Redskins** | **No** | **Yds** | **Avg** | **LG** | **TD** |
| Charlie Brown | 6 | 171 | 28.5 | 38 | 0 |
| Art Monk | 4 | 60 | 15.0 | 40t | 2 |
| Don Warren | 3 | 23 | 7.7 | 12 | 0 |
| Nick Giaquinto | 2 | 17 | 8.5 | 11 | 0 |
| Alvin Garrett | 2 | 13 | 6.5 | 7 | 0 |
| Rick Walker | 1 | 14 | 14.0 | 14 | 0 |
| Joe Washington | 1 | 10 | 10.0 | 10 | 0 |
| Clint Didier | 1 | 7 | 7.0 | 7 | 0 |

### INTERCEPTIONS

| Rams | No | Yds | Avg | LG | TD |
|---|---|---|---|---|---|
| None | | | | | |
| **Redskins** | **No** | **Yds** | **Avg** | **LG** | **TD** |
| Darrell Green | 1 | 72 | 72.0 | 72t | 1 |
| Ken Coffey | 1 | 0 | 0.0 | 0 | 0 |
| Anthony Washington | 1 | 0 | 0.0 | 0 | |

### PUNTING

| Rams | No | Yds | Avg | LG | TB | IN20 | Blk |
|---|---|---|---|---|---|---|---|
| John Misko | 7 | 227 | 33.8 | 40 | 0 | 1 | 0 |
| **Redskins** | **No** | **Yds** | **Avg** | **LG** | **TB** | **IN20** | **Blk** |
| Jeff Hayes | 3 | 84 | 28.0 | 29 | 0 | 2 | 0 |

### PUNT RETURNS

| Rams | No | FC | Yds | Avg | LG | TD |
|---|---|---|---|---|---|---|
| Henry Ellard | 1 | 0 | 4 | 4.0 | 4 | 0 |
| Johnnie Johnson | 0 | 2 | 0 | 0.0 | 0 | 0 |
| **Redskins** | **No** | **FC** | **Yds** | **Avg** | **LG** | **TD** |
| Nick Giaquinto | 3 | 3 | 56 | 18.7 | 48 | 0 |

### KICKOFF RETURNS

| Rams | No | Yds | Avg | LG | TD |
|---|---|---|---|---|---|
| Henry Ellard | 7 | 120 | 17.1 | 37 | 0 |
| Barry Redden | 2 | 22 | 11.0 | 13 | 0 |
| Eric Williams | 1 | 9 | 9.0 | 9 | 0 |
| **Redskins** | **No** | **Yds** | **Avg** | **LG** | **TD** |
| Alvin Garrett | 2 | 47 | 23.5 | 38 | 0 |

### SACKS

**Rams:** None
**Redskins:** Rich Milot 1-9, Charles Mann 1-8, Dexter Manley 1-5

### PASSING

| Rams | Att | Com | Yds | Tkd/Yd | TD | LG | IN |
|---|---|---|---|---|---|---|---|
| Vince Ferragamo | 43 | 20 | 175 | 3/22 | 1 | 32 | 3 |
| **Redskins** | **Att** | **Com** | **Yds** | **Tkd/Yd** | **TD** | **LG** | **IN** |
| Joe Theismann | 23 | 18 | 302 | 0/0 | 2 | 48 | 0 |
| Bob Holly | 2 | 2 | 13 | 0/0 | 0 | 7 | 0 |

# 1983 NFC Wildcard Game / Rams 24, Cowboys 17

## Texas Stadium, Dallas, TX • Monday, December 26, 1983

| | | | | | |
|---|---|---|---|---|---|
| RAMS | 7 | 0 | 7 | 10 | - 24 |
| Dallas | 0 | 7 | 3 | 7 | - 17 |

RAMS - Hill 18-yard pass from Ferrago (Lansford kick)
DAL - Hill 14-yard pass from White (Septien kick)
DAL - FG Septien 41
RAMS - Dennard 16-yard pass from Ferragamo (Lansford kick)
RAMS - Farmer 8-yard pass from Ferragamo (Lansford kick)
RAMS - FG Lansford 20
DAL - Cosbie 2-yard pass from White (Septien kick)
PAID ATT -- 63,536

| | RAMS | 'BOYS |
|---|---|---|
| **First Downs** | 19 | 24 |
| Rushing | 5 | 4 |
| Passing | 11 | 20 |
| Penalty | 3 | 0 |
| **Third Down Efficiency** | 4-13-31% | 7-15-47% |
| **Fourth Down Efficiency** | 0-1-0% | 2-2-100% |
| **Total Net Yards** | 243 | 363 |
| Total Offensive Plays | 63 | 76 |
| Avg. Gain Per Play | 3.5 | 4.8 |
| **Rushes-Yards** | 30-94 | 20-63 |
| Avg. Gain Per Rush | 3.1 | 3.2 |
| **Net Passing Yards** | 149 | 300 |
| Att-Comp-Int | 31-16-0 | 53-32-3 |
| Avg. Gain Per Pass | 4.5 | 5.3 |
| **Sacks Allowed-Yards** | 2-14 | 3-30 |
| **Punts-Avg** | 6-37.3 | 5-31.4 |
| **Penalties-Yards** | 4-18 | 6-40 |
| **Fumbles-Lost** | .0-0 | 2-1 |
| **Time of Possession** | | 28:35 |

31:25

### RAMS STARTERS

| | | | |
|---|---|---|---|
| WR | Preston Dennard | LE | Jack Youngblood |
| LT | Bill Bain | NT | Greg Meisner |
| LG | Kent Hill | RE | Reggie Doss |
| C | Doug Smith | LOLB | Mel Owens |
| RG | Dennis Harrah | LILB | Jim Collins |
| RT | Jackie Slater | RILB | Carl Ekern |
| TE | Mike Barber | ROLB | George Andrews |
| WR | George Farmer | LC | Eric Harris |
| UB | Mike Guman | RC | LeRoy Irvin |
| QB | Vince Ferragamo | FS | Johnnie Johnson |
| RB | Eric Dickerson | SS | Nolan Cromwell |

### RUSHING

| Rams | Att | Yds | Avg | LG | TD |
|---|---|---|---|---|---|
| Eric Dickerson | 23 | 99 | 3.4 | 20 | 0 |
| Barry Redden | 3 | 5 | 1.7 | 2 | 0 |
| Vince Ferragamo | 4 | -10 | -2.5 | -2 | 0 |
| **Cowboys** | **Att** | **Yds** | **Avg** | **LG** | **TD** |
| Tony Dorsett | 17 | 59 | 3.5 | 11 | 0 |
| Ron Springs | 2 | 4 | 2.0 | 3 | 0 |
| Danny White | 1 | 0 | 0.0 | 0 | 0 |

### RECEIVING

| Rams | No | Yds | Avg | LG | TD |
|---|---|---|---|---|---|
| George Farmer | 5 | 47 | 9.4 | 18t | 1 |
| Preston Dennard | 4 | 44 | 11.0 | 16t | 1 |
| Mike Barber | 2 | 20 | 10.0 | 11 | 0 |
| David Hill | 2 | 19 | 8.5 | 18t | 1 |
| Eric Dickerson | 2 | 11 | 5.5 | 8 | 0 |
| Henry Ellard | 1 | 22 | 22.0 | 22 | 0 |
| **Cowboys** | **No** | **Yds** | **Avg** | **LG** | **TD** |
| Tony Hill | 9 | 115 | 12.8 | 23 | 1 |
| Ron Springs | 6 | 38 | 6.3 | 12 | 0 |
| Doug Cosbie | 6 | 62 | 10.3 | 22 | 1 |
| Tony Dorsett | 4 | 12 | 3.0 | 6 | 0 |
| Butch Johnson | 3 | 20 | 6.7 | 12 | 0 |
| Drew Pearson | 2 | 49 | 24.5 | 30 | 0 |
| Timmy Newsome | 2 | 25 | 12.5 | 15 | 0 |
| Billy Joe DuPree | 1 | 9 | 9.0 | 9 | 0 |

### INTERCEPTIONS

| Rams | No | Yds | Avg | LG | TD |
|---|---|---|---|---|---|
| LeRoy Irvin | 1 | 94 | 94.0 | 94 | 0 |
| Jim Collins | 1 | 12 | 12.0 | 12 | 0 |
| Mel Owens | 1 | 5 | 5.0 | 5 | 0 |
| **Cowboys** | **No** | **Yds** | **Avg** | **LG** | **TD** |
| None | | | | | |

### PUNTING

| Rams | No | Yds | Avg | LG | TB | IN20 | Blk |
|---|---|---|---|---|---|---|---|
| John Misko | 6 | 224 | 37.3 | 41 | 0 | 1 | 0 |
| **Cowboys** | **No** | **Yds** | **Avg** | **LG** | **TB** | **IN20** | **Blk** |
| Danny White | 5 | 157 | 31.4 | 40 | 0 | 1 | 0 |

### PUNT RETURNS

| Rams | No | FC | Yds | Avg | LG | TD |
|---|---|---|---|---|---|---|
| Henry Ellard | 1 | 1 | 7 | 7.0 | 7 | 0 |
| Johnnie Johnson | 1 | 0 | 3 | 3.0 | 3 | 0 |
| **Cowboys** | **No** | **FC** | **Yds** | **Avg** | **LG** | **TD** |
| Gary Allen | 4 | 0 | 16 | 4.0 | 16 | 0 |

### KICKOFF RETURNS

| Rams | No | Yds | Avg | LG | TD |
|---|---|---|---|---|---|
| Henry Ellard | 2 | 37 | 18.5 | 20 | 0 |
| Mike Guman | 1 | 9 | 9.0 | 9 | 0 |
| **Cowboys** | **No** | **Yds** | **Avg** | **LG** | **TD** |
| Ron Fellows | 4 | 68 | 17.0 | 33 | 0 |
| Ron Springs | 1 | 12 | 12.0 | 12 | 0 |

### SACKS

**Rams:** Gary Jeter 1-11, Charles DeJurnett 1-10, Mel Owens 1-9
**Cowboys:** Bill Bates 1-8, Ed Jones 1-6

### PASSING

| Rams | Att | Com | Yds | Tkd/Yd | TD | LG | IN |
|---|---|---|---|---|---|---|---|
| Vince Ferragamo | 30 | 15 | 162 | 2/14 | 3 | 22 | 0 |
| Eric Dickerson | 1 | 1 | 1 | 0/0 | 0 | 1 | 0 |
| **Cowboys** | **Att** | **Com** | **Yds** | **Tkd/Yd** | **TD** | **LG** | **IN** |
| Danny White | 53 | 32 | 330 | 3/30 | 2 | 30 | 3 |

# 1980 NFC Wildcard Game / Cowboys 34, Rams 13

## Texas Stadium, Dallas, TX • Sunday, December 28 1980

| | | | | |
|---|---|---|---|---|
| RAMS | 6 | 7 | 0 | 0 - 13 |
| Dallas | 3 | 10 | 14 | 7 - 34 |

DAL - FG Septien 28
RAMS - Thomas 1-yard run (kick blocked)
DAL - FG Septien 29
RAMS - Dennard 21-yard pass from Ferragamo (Corral kick)
DAL - Dorsett 12-yard run (Septien kick)
DAL - Dorsett 10-yard pass from White (Septien kick)
DAL - Johnson 35-yard pass from White (Septien kick)
DAL - Pearson 11-yard pass from White (Septien kick)
PAID ATT -- 63,052

| | RAMS | 'BOYS |
|---|---|---|
| **First Downs** | 15 | 29 |
| Rushing | 6 | 19 |
| Passing | 7 | 9 |
| Penalty | 2 | 1 |
| **Third Down Efficiency** | 7-14-50% | 8-12-67% |
| **Total Net Yards** | 260 | 528 |
| Total Offensive Plays | 55 | 71 |
| Avg. Gain Per Play | 4.7 | 7.4 |
| **Rushes-Yards** | 24-92 | 46-338 |
| Avg. Gain Per Rush | 3.8 | 7.3 |
| **Net Passing Yards** | 168 | 190 |
| Att-Comp-Int | 30-14-3 | 25-12-3 |
| Avg. Gain Per Pass | 5.4 | 7.6 |
| **Sacks Allowed-Yards** | 1-7 | 0-0 |
| **Punts-Avg** | 6-39.3 | 2-44.5 |
| **Penalties-Yards** | 5-50 | 11-79 |
| **Fumbles-Lost** | .1-0 | 2-0 |
| **Time of Possession** | 21:49 | 38:11 |

### RUSHING

| **Rams** | **Att** | **Yds** | **Avg** | **LG** | **TD** |
|---|---|---|---|---|---|
| Jewerl Thomas | 14 | 48 | 3.4 | 12 | 1 |
| Cullen Bryant | 10 | 44 | 4.4 | 14 | 0 |
| **Cowboys** | **Att** | **Yds** | **Avg** | **LG** | **TD** |
| Tony Dorsett | 22 | 160 | 7.3 | 23 | 1 |
| Ron Springs | 4 | 58 | 14.5 | 32 | 0 |
| Robert Newhouse | 11 | 46 | 4.2 | 16 | 0 |
| James Jones | 5 | 38 | 7.6 | 22 | 0 |
| Timmy Newsome | 2 | 34 | 17.0 | 19 | 0 |
| Danny White | 2 | 2 | 1.0 | 2 | 0 |

### RECEIVING

| **Rams** | **No** | **Yds** | **Avg** | **LG** | **TD** |
|---|---|---|---|---|---|
| Preston Dennard | 6 | 117 | 19.5 | 32 | 1 |
| Jewerl Thomas | 3 | 26 | 8.7 | 20 | 0 |
| Terry Nelson | 1 | 12 | 12.0 | 12 | 0 |
| Billy Waddy | 1 | 9 | 9.0 | 9 | 0 |
| Cullen Bryant | 2 | 7 | 3.5 | 5 | 0 |
| Mike Guman | 1 | 5 | 5.0 | 5 | 0 |
| **Cowboys** | **No** | **Yds** | **Avg** | **LG** | **TD** |
| Drew Pearson | 4 | 60 | 15.0 | 19 | 1 |
| Tony Dorsett | 3 | 28 | 9.3 | 15 | 1 |
| Jay Saldi | 2 | 52 | 26.0 | 37 | 0 |
| Butch Johnson | 1 | 35 | 35.0 | 35 | 1 |
| Tony Hill | 1 | 8 | 8.0 | 8 | 0 |
| Billy Joe DuPree | 1 | 7 | 7.0 | 7 | 0 |

### INTERCEPTIONS

| **Rams** | **No** | **Yds** | **Avg** | **LG** | **TD** |
|---|---|---|---|---|---|
| Nolan Cromwell | 1 | 44 | 44.0 | 44 | 0 |
| Lucious Smith | 1 | 7 | 7.0 | 7 | 0 |
| LeRoy Irvin | 1 | 0 | 0.0 | 0 | 0 |
| **Cowboys** | **No** | **Yds** | **Avg** | **LG** | **TD** |
| Aaron Mitchell | 1 | 12 | 12.0 | 12 | 0 |
| Steve Wilson | 1 | 8 | 8.0 | 8 | 0 |
| Dextor Clinkscale | 1 | 2 | 2.0 | 2 | 0 |

### PUNTING

| **Rams** | **No** | **Yds** | **Avg** | **LG** | **TB** | **IN20** | **Blk** |
|---|---|---|---|---|---|---|---|
| Frank Corral | 6 | 236 | 39.3 | 43 | 0 | 2 | 0 |
| **Cowboys** | **No** | **Yds** | **Avg** | **LG** | **TB** | **IN20** | **Blk** |
| Danny White | 2 | 89 | 44.5 | 47 | 0 | 1 | 0 |

### PUNT RETURNS

| **Rams** | **No** | **FC** | **Yds** | **Avg** | **LG** | **TD** |
|---|---|---|---|---|---|---|
| LeRoy Irvin | 1 | 0 | 2 | 2.0 | 2 | 0 |
| **Cowboys** | **No** | **FC** | **Yds** | **Avg** | **LG** | **TD** |
| James Jones | 5 | 0 | 81 | 16.2 | 43 | 0 |

### KICKOFF RETURNS

| **Rams** | **No** | **Yds** | **Avg** | **LG** | **TD** |
|---|---|---|---|---|---|
| Drew Hill | 5 | 110 | 22.0 | 27 | 0 |
| Lucious Smith | 1 | 10 | 10.0 | 10 | 0 |
| **Cowboys** | **No** | **Yds** | **Avg** | **LG** | **TD** |
| James Jones | 3 | 72 | 24.0 | 33 | 0 |

### SACKS

**Rams:** None
**Cowboys:** Bruce Thornton 1-7

### RAMS STARTERS

| | | | |
|---|---|---|---|
| WR | Preston Dennard | LE | Jack Youngblood |
| LT | Doug France | LDT | Cody Jones |
| LG | Kent Hill | RDT | Larry Brooks |
| C | Rich Saul | RE | Fred Dryer |
| RG | Dennis Harrah | LLB | Jim Youngblood |
| RT | Jackie Slater | MLB | Jack Reynolds |
| TE | Victor Hicks | RLB | George Andrews |
| WR | Billy Waddy | LC | LeRoy Irvin |
| QB | Vince Ferragamo | RC | Rod Perry |
| HB | Jewerl Thomas | SS | Johnnie Johnson |
| FB | Cullen Bryant | FS | Nolan Cromwell |

### PASSING

| **Rams** | **Att** | **Com** | **Yds** | **Tkd/Yd** | **TD** | **LG** | **IN** |
|---|---|---|---|---|---|---|---|
| Vince Ferragamo | 30 | 14 | 176 | 1/7 | 1 | 32 | 3 |
| **Cowboys** | **Att** | **Com** | **Yds** | **Tkd/Yd** | **TD** | **LG** | **IN** |
| Danny White | 25 | 12 | 190 | 0/0 | 3 | 37 | 3 |

# Super Bowl XIV / Steelers 31, Rams 19

## Rose Bowl, Pasadena, CA • Sunday, January 20, 1980

PIT - FG Bahr 41
RAMS - Bryant 1-yard run (Corral kick)
PIT - Harris 1-yard run (Bahr kick)
RAMS - FG Corral 31
RAMS - FG Corral 45
PIT - Swann 47-yard pass from Bradshaw (Bahr kick)
RAMS - Smith 24-yard pass from McCutcheon (kick failed)
PIT - Stallworth 73-yard pass from Bradshaw (Bahr kick)
PIT - Harris 1-yard run (Bahr kick)
PAID ATT -- 103,985

| | RAMS | STEELERS |
|---|---|---|
| **First Downs** | 16 | 19 |
| Rushing | 6 | 8 |
| Passing | 9 | 10 |
| Penalty | 1 | 1 |
| **Third Down Efficiency** | 6-16-38% | 9-14-64% |
| **Total Net Yards** | 301 | 393 |
| Total Offensive Plays | 59 | 58 |
| Avg. Gain Per Play | 5.1 | 6.8 |
| **Rushes-Yards** | 29-107 | 37-84 |
| Avg. Gain Per Rush | 3.7 | 2.3 |
| **Net Passing Yards** | 194 | 309 |
| Att-Comp-Int | 26-16-1 | 21-14-3 |
| Avg. Gain Per Pass | 6.5 | 14.7 |
| **Sacks Allowed-Yards** | 4-42 | 0-0 |
| **Punts-Avg** | 5-44.0 | 2-42.5 |
| **Penalties-Yards** | 2-26 | 6-65 |
| **Fumbles-Lost** | .0-0 | 0-0 |
| **Time of Possession** | 29:30 | 30:30 |

### RUSHING

| **Rams** | **Att** | **Yds** | **Avg** | **LG** | **TD** |
|---|---|---|---|---|---|
| Wendell Tyler | 17 | 60 | 3.5 | 39 | 0 |
| Cullen Bryant | 6 | 30 | 5.0 | 14 | 1 |
| Lawrence McCutcheon | 5 | 10 | 2.0 | 6 | 0 |
| Vince Ferragamo | 1 | 7 | 7.0 | 7 | 0 |
| **Steelers** | **Att** | **Yds** | **Avg** | **LG** | **TD** |
| Franco Harris | 20 | 46 | 2.3 | 12 | 2 |
| Rocky Bleier | 10 | 25 | 2.5 | 9 | 0 |
| Terry Bradshaw | 3 | 9 | 3.0 | 6 | 0 |
| Sidney Thornton | 4 | 4 | 1.0 | 5 | 0 |

### RECEIVING

| **Rams** | **No** | **Yds** | **Avg** | **LG** | **TD** |
|---|---|---|---|---|---|
| Billy Waddy | 3 | 75 | 25.0 | 50 | 0 |
| Preston Dennard | 2 | 32 | 16.0 | 24 | 0 |
| Drew Hill | 1 | 28 | 28.0 | 28 | 0 |
| Ron Smith | 1 | 24 | 24.0 | 24t | 1 |
| Cullen Bryant | 3 | 21 | 7.0 | 12 | 0 |
| Wendell Tyler | 3 | 20 | 6.7 | 12 | 0 |
| Terry Nelson | 2 | 20 | 10.0 | 14 | 0 |
| Lawrence McCutcheon | 1 | 16 | 16.0 | 160 | |
| **Steelers** | **No** | **Yds** | **Avg** | **LG** | **TD** |
| Lynn Swann | 5 | 79 | 15.8 | 47t | 1 |
| John Stallworth | 3 | 121 | 40.3 | 73t | 1 |
| Franco Harris | 3 | 66 | 22.0 | 13 | 0 |
| Sidney Thornton | 1 | 22 | 22.0 | 22 | 0 |
| Bennie Cunningham | 2 | 21 | 10.5 | 13 | 0 |

### INTERCEPTIONS

| **Rams** | **No** | **Yds** | **Avg** | **LG** | **TD** |
|---|---|---|---|---|---|
| Dave Elmendorf | 1 | 10 | 10.0 | 10 | 0 |
| Eddie Brown | 1 | 6 | 6.0 | 6 | 0 |
| Pat Thomas (lat.) | 0 | 6 | 0.0 | 6 | 0 |
| Rod Perry | 1 | -1 | -1.0 | -1 | 0 |
| **Steelers** | **No** | **Yds** | **Avg** | **LG** | **TD** |
| Jack Lambert | 1 | 16 | 16.0 | 16 | 0 |

### PUNTING

| **Rams** | **No** | **Yds** | **Avg** | **LG** | **TB** | **IN20** | **Blk** |
|---|---|---|---|---|---|---|---|
| Ken Clark | 5 | 220 | 44.0 | 59 | 0 | 0 | 0 |
| **Steelers** | **No** | **Yds** | **Avg** | **LG** | **TB** | **IN20** | **Blk** |
| Craig Colquitt | 2 | 85 | 42.5 | 50 | 1 | 1 | 0 |

### PUNT RETURNS

| **Rams** | **No** | **FC** | **Yds** | **Avg** | **LG** | **TD** |
|---|---|---|---|---|---|---|
| Eddie Brown | 1 | 0 | 4 | 4.0 | 4 | 0 |
| **Steelers** | **No** | **FC** | **Yds** | **Avg** | **LG** | **TD** |
| Theo Bell | 2 | 0 | 17 | 8.5 | 11 | 0 |
| Jim Smith | 2 | 0 | 14 | 7.0 | 7 | 0 |

### KICKOFF RETURNS

| **Rams** | **No** | **Yds** | **Avg** | **LG** | **TD** |
|---|---|---|---|---|---|
| Eddie Hill | 3 | 47 | 15.7 | 27 | 0 |
| Jim Jodat | 2 | 32 | 16.0 | 16 | 0 |
| George Andrews | 1 | 0 | 0.0 | 0 | 0 |
| **Steelers** | **No** | **Yds** | **Avg** | **LG** | **TD** |
| Larry Anderson | 5 | 162 | 32.4 | 45 | 0 |

### SACKS

**Rams:** None
**Steelers:** John Banaszak 1-14, Robin Cole 1-10, J.T. Thomas 1-10, Steve Furness 1-8

### RAMS STARTERS

| | | | |
|---|---|---|---|
| WR | Billy Waddy | LE | Jack Youngblood |
| LT | Doug France | LDT | Mike Fanning |
| LG | Kent Hill | RDT | Larry Brooks |
| C | Rich Saul | RE | Fred Dryer |
| RG | Dennis Harrah | LLB | Jim Youngblood |
| RT | Jackie Slater | MLB | Jack Reynolds |
| TE | Terry Nelson | RLB | Bob Brudzinski |
| WR | Preston Dennard | LC | Pat Thomas |
| QB | Vince Ferragamo | RC | Rod Perry |
| RB | Wendell Tyler | SS | Dave Elmendorf |
| RB | Cullen Bryant | FS | Nolan Cromwell |

### PASSING

| **Rams** | **Att** | **Com** | **Yds** | **Tkd/Yd** | **TD** | **LG** | **IN** |
|---|---|---|---|---|---|---|---|
| Vince Ferragamo | 25 | 15 | 212 | 4/42 | 0 | 50 | 1 |
| Lawrence McCutcheon | 1 | 1 | 24 | 0/0 | 1 | 24t | 0 |
| **Steelers** | **Att** | **Com** | **Yds** | **Tkd/Yd** | **TD** | **LG** | **IN** |
| Terry Bradshaw | 21 | 14 | 309 | 0/0 | 2 | 73t | 3 |

# 1979 NFC Championship Game / Rams 9, Bucs 0

## Tampa Stadium, Tampa, FL • Sunday, January 6, 1980

| | | | | | |
|---|---|---|---|---|---|
| RAMS | 0 | 6 | 0 | 3 | - 9 |
| Tampa Bay | 0 | 0 | 0 | 0 | - 0 |

RAMS - FG Corral 19
RAMS - FG Corral 21
RAMS - FG Corral 23
PAID ATT -- 72,033

| | RAMS | BUCS |
|---|---|---|
| **First Downs** | 23 | 7 |
| Rushing | 13 | 4 |
| Passing | 8 | 3 |
| Penalty | 2 | 0 |
| **Third Down Efficiency** | 5-16-31% | 3-17-18% |
| **Total Net Yards** | 369 | 177 |
| Total Offensive Plays | 77 | 54 |
| Avg. Gain Per Play | 4.8 | 3.3 |
| **Rushes-Yards** | 53-216 | 26-92 |
| Avg. Gain Per Rush | 4.1 | 3.5 |
| **Net Passing Yards** | 153 | 85 |
| Att-Comp-Int | 23-12-0 | 27-5-1 |
| Avg. Gain Per Pass | 6.4 | 3.0 |
| **Sacks Allowed-Yards** | 1-10 | 1-11 |
| **Punts-Avg** | 5-37.2 | 8-37.1 |
| **Penalties-Yards** | 3-20 | 4-45 |
| **Fumbles-Lost** | .1-1 | 1-0 |
| **Time of Possession** | 37:49 | 22:11 |

### RAMS STARTERS

| | | | |
|---|---|---|---|
| WR | Billy Waddy | LE | Jack Youngblood |
| LT | Doug France | LDT | Mike Fanning |
| LG | Kent Hill | RDT | Larry Brooks |
| C | Rich Saul | RE | Fred Dryer |
| RG | Dennis Harrah | LLB | Jim Youngblood |
| RT | Jackie Slater | MLB | Jack Reynolds |
| TE | Terry Nelson | RLB | Bob Brudzinski |
| WR | Preston Dennard | LC | Pat Thomas |
| QB | Vince Ferragamo | RC | Rod Perry |
| RB | Wendell Tyler | SS | Dave Elmendorf |
| RB | Cullen Bryant | FS | Nolan Cromwell |

### RUSHING

| Rams | Att | Yds | Avg | LG | TD |
|---|---|---|---|---|---|
| Wendell Tyler | 28 | 86 | 3.1 | 15 | 0 |
| Cullen Bryant | 18 | 106 | 5.9 | 12 | 0 |
| Lawrence McCutcheon | 6 | 26 | 4.3 | 13 | 0 |
| Vince Ferragamo | 1 | -2 | -2.0 | -2 | 0 |
| **Buccaneers** | **Att** | **Yds** | **Avg** | **LG** | **TD** |
| Ricky Bell | 20 | 59 | 3.0 | 10 | 0 |
| Jerry Eckwood | 2 | 5 | 2.5 | 3 | 0 |
| Johnny Davis | 2 | 4 | 2.0 | 5 | 0 |
| Larry Mucker | 1 | 24 | 24.0 | 24 | 0 |
| Mike Rae | 1 | 0 | 0.0 | 0 | 0 |

### RECEIVING

| Rams | No | Yds | Avg | LG | TD |
|---|---|---|---|---|---|
| Preston Dennard | 3 | 56 | 18.7 | 35 | 0 |
| Cullen Bryant | 4 | 39 | 9.8 | 16 | 0 |
| Charle Young | 3 | 39 | 13.0 | 22 | 0 |
| Terry Nelson | 1 | 15 | 15.0 | 15 | 0 |
| Wendell Tyler | 1 | 14 | 14.0 | 14 | 0 |
| **Buccaneers** | **No** | **Yds** | **Avg** | **LG** | **TD** |
| Isaac Hagins | 2 | 42 | 21.0 | 25 | 0 |
| Larry Mucker | 1 | 42 | 42.0 | 42 | 0 |
| Ricky Bell | 2 | 12 | 6.0 | 42 | 0 |

### INTERCEPTIONS

| Rams | No | Yds | Avg | LG | TD |
|---|---|---|---|---|---|
| Jim Youngblood | 1 | 10 | 10.0 | 10 | 0 |
| **Buccaneers** | **No** | **Yds** | **Avg** | **LG** | **TD** |
| None | | | | | |

### PUNTING

| Rams | No | Yds | Avg | LG | TB | IN20 | Blk |
|---|---|---|---|---|---|---|---|
| Ken Clark | 5 | 186 | 37.2 | 52 | 2 | 0 | 0 |
| **Buccaneers** | **No** | **Yds** | **Avg** | **LG** | **TB** | **IN20** | **Blk** |
| Tom Blanchard | 8 | 297 | 37.1 | 53 | 0 | 0 | 0 |

### PUNT RETURNS

| Rams | No | FC | Yds | Avg | LG TD |
|---|---|---|---|---|---|
| Eddie Brown | 6 | 1 | 67 | 11.2 | 37 0 |
| **Buccaneers** | **No** | **FC** | **Yds** | **Avg** | **LG TD** |
| Danny Reece | 2 | 0 | 14 | 7.0 | 7 0 |
| Cecil Johnson | 1 | 0 | 0 | 0.0 | 0 0 |

### KICKOFF RETURNS

| Rams | No | Yds | Avg | LG | TD |
|---|---|---|---|---|---|
| Eddie Hill | 1 | 27 | 27.0 | 27 | 0 |
| **Buccaneers** | **No** | **Yds** | **Avg** | **LG** | **TD** |
| Isaac Hagins | 4 | 106 | 26.5 | 31 | 0 |

### SACKS

**Rams:** Mike Fanning 1-11
**Buccaneers:** Mark Cotney 1-10

### PASSING

| Rams | Att | Com | Yds | Tkd/Yd | TD | LG | IN |
|---|---|---|---|---|---|---|---|
| Vince Ferragamo | 23 | 12 | 163 | 1/10 | 0 | 35 | 0 |
| **Buccaneers** | **Att** | **Com** | **Yds** | **Tkd/Yd** | **TD** | **LG** | **IN** |
| Doug Williams | 13 | 2 | 12 | 0/0 | 0 | 11 | 1 |
| Mike Rae | 13 | 2 | 42 | 1/11 | 0 | 25 | 0 |
| Jerry Eckwood | 1 | 1 | 42 | 0/0 | 0 | 42 | 0 |

# 1979 NFC Divisional Round Game / Rams 21, Cowboys 19

## Texas Stadium, Dallas, TX • Sunday, December 30, 1979

| | | | | | |
|---|---|---|---|---|---|
| RAMS | 0 | 14 | 0 | 7 | - 21 |
| Dallas | 2 | 3 | 7 | 7 | - 19 |

DAL - White tackles Ferragamo in endzone for safety
RAMS - Tyler 20-yard pass from Ferragamo (Corral kick)
DAL - FG Septien 33
RAMS - Smith 43-yard pass from Ferragamo (Corral kick)
DAL - Springs 1-yard run (Septien kick)
DAL - Saldi 2-yard pass from Staubach (Septien kick)
RAMS - Waddy 50-yard pass from Ferragamo (Corral kick)
PAID ATT -- 64,792

| | RAMS | 'BOYS |
|---|---|---|
| **First Downs** | 16 | 16 |
| Rushing | 8 | 8 |
| Passing | 7 | 7 |
| Penalty | 1 | 1 |
| **Third Down Efficiency** | 5-14-36% | 5-16-31% |
| **Total Net Yards** | 361 | 280 |
| Total Offensive Plays | 61 | 64 |
| Avg. Gain Per Play | 5.9 | 4.4 |
| **Rushes-Yards** | 39-159 | 34-156 |
| Avg. Gain Per Rush | 4.1 | 4.6 |
| **Net Passing Yards** | 202 | 124 |
| Att-Comp-Int | 21-9-2 | 29-12-1 |
| Avg. Gain Per Pass | 9.2 | 4.1 |
| **Sacks Allowed-Yards** | 1-8 | 1-0 |
| **Punts-Avg** | 5-40.6 | 8-36.8 |
| **Penalties-Yards** | 6-44 | 7-55 |
| **Fumbles-Lost** | .0-0 | 0-0 |
| **Time of Possession** | | 28:42 |
| 31:18 | | |

### RAMS STARTERS

| | | | |
|---|---|---|---|
| WR | Billy Waddy | LE | Jack Youngblood |
| LT | Doug France | LDT | Mike Fanning |
| LG | Kent Hill | RDT | Larry Brooks |
| C | Rich Saul | RE | Fred Dryer |
| RG | Dennis Harrah | LLB | Jim Youngblood |
| RT | Jackie Slater | MLB | Jack Reynolds |
| TE | Terry Nelson | RLB | Bob Brudzinski |
| WR | Preston Dennard | LC | Dwayne O'Steen |
| QB | Vince Ferragamo | RC | Rod Perry |
| RB | Wendell Tyler | SS | Dave Elmendorf |
| RB | Cullen Bryant | FS | Nolan Cromwell |

### RUSHING

| Rams | Att | Yds | Avg | LG | TD |
|---|---|---|---|---|---|
| Wendell Tyler | 19 | 82 | 4.3 | 35 | 0 |
| Cullen Bryant | 17 | 67 | 3.9 | 10 | 0 |
| Nolan Cromwell | 1 | 7 | 7.0 | 7 | 0 |
| Billy Waddy | 1 | 3 | 3.0 | 3 | 0 |
| Vince Ferragamo | 1 | 0 | 0.0 | 0 | 0 |
| **Cowboys** | **Att** | **Yds** | **Avg** | **LG** | **TD** |
| Tony Dorsett | 19 | 87 | 4.6 | 26 | 0 |
| Billy Joe DuPree | 1 | 27 | 27.0 | 27 | 0 |
| Robert Newhouse | 7 | 21 | 3.0 | 6 | 0 |
| Ron Springs | 5 | 20 | 4.0 | 15 | 1 |
| Roger Staubach | 1 | 3 | 3.0 | 3 | 0 |
| Preston Pearson | 1 | -2 | -2.0 | -2 | 0 |

### RECEIVING

| Rams | No | Yds | Avg | LG | TD |
|---|---|---|---|---|---|
| Billy Waddy | 3 | 97 | 32.3 | 50t | 1 |
| Ron Smith | 2 | 55 | 27.5 | 43t | 1 |
| Wendell Tyler | 2 | 40 | 20.0 | 32t | 1 |
| Preston Dennard | 1 | 15 | 15.0 | 15 | 0 |
| Cullen Bryant | 1 | 3 | 3.0 | 3 | 0 |
| **Cowboys** | **No** | **Yds** | **Avg** | **LG** | **TD** |
| Drew Pearson | 4 | 87 | 21.8 | 29 | 0 |
| Billy Joe DuPree | 2 | 26 | 13.0 | 17 | 0 |
| Jay Saldi | 2 | 17 | 8.5 | 15 | 1 |
| Preston Pearson | 2 | 15 | 7.5 | 10 | 0 |
| Butch Johnson | 1 | 3 | 3.0 | 3 | 0 |
| Ron Springs | 1 | 2 | 2.0 | 2 | 0 |
| Tony Hill | 1 | 0 | 0.0 | 0 | 0 |

### INTERCEPTIONS

| Rams | No | Yds | Avg | LG | TD |
|---|---|---|---|---|---|
| Eddie Brown | 1 | 21 | 21.0 | 21 | 0 |
| **Cowboys** | **No** | **Yds** | **Avg** | **LG** | **TD** |
| Cliff Harris | 1 | 22 | 22.0 | 22 | 0 |
| Dennis Thurman | 1 | 18 | 18.0 | 18 | 0 |

### PUNTING

| Rams | No | Yds | Avg | LG | TB | IN20 | Blk |
|---|---|---|---|---|---|---|---|
| Ken Clark | 5 | 203 | 40.6 | 44 | 1 | 0 | 0 |
| **Cowboys** | **No** | **Yds** | **Avg** | **LG** | **TB** | **IN20** | **Blk** |
| Danny White | 8 | 295 | 36.8 | 44 | 1 | 3 | 0 |

### PUNT RETURNS

| Rams | No | FC | Yds | Avg | LG | TD |
|---|---|---|---|---|---|---|
| Eddie Brown | 3 | 1 | 17 | 5.7 | 10 | 0 |
| **Cowboys** | **No** | **FC** | **Yds** | **Avg** | **LG** | **TD** |
| Steve Wilson | 1 | 2 | 8 | 8.0 | 8 | 0 |
| Wade Manning | 1 | 0 | 2 | 2.0 | 2 | 0 |

### KICKOFF RETURNS

| Rams | No | Yds | Avg | LG | TD |
|---|---|---|---|---|---|
| Eddie Hill | 3 | 64 | 21.3 | 23 | 0 |
| Jim Jodat | 1 | 12 | 12.0 | 12 | 0 |
| **Cowboys** | **No** | **Yds** | **Avg** | **LG** | **TD** |
| Ron Springs | 3 | 61 | 20.3 | 30 | 0 |
| Steve Wilson | 1 | 18 | 18.0 | 18 | 0 |

### SACKS

**Rams:** Jack Youngblood 1-0
**Cowboys:** Randy White 1-8

### PASSING

| Rams | Att | Com | Yds | Tkd/Yd | TD | LG | IN |
|---|---|---|---|---|---|---|---|
| Vince Ferragamo | 21 | 9 | 210 | 1/8 | 3 | 50t | 2 |
| **Cowboys** | **Att** | **Com** | **Yds** | **Tkd/Yd** | **TD** | **LG** | **IN** |
| Roger Staubach | 28 | 12 | 124 | 1/0 | 1 | 29 | 1 |
| Ron Springs | 1 | 0 | 0 | 0/0 | 0 | 0 | 0 |

# 1978 NFC Championship Game / Cowboys 28, Rams 0

## Los Angeles Coliseum, Los Angeles, CA • Sunday, January 7, 1979

| | | | | | |
|---|---|---|---|---|---|
| RAMS | 0 | 0 | 0 | 0 | - 0 |
| Dallas | 0 | 0 | 7 | 21 | - 28 |

DAL - Dorsett 5-yard run (Septien kick)
DAL - Laidlaw 4-yard pass from Staubach (Septien kick)
DAL - DuPree 11-yard pass from Staubach (Septien kick)
DAL - Henderson 68-yard interception return (Septien kick)
PAID ATT -- 67,470

| | 'BOYS | RAMS |
|---|---|---|
| **First Downs** | 16 | 15 |
| Rushing | 7 | 3 |
| Passing | 7 | 11 |
| Penalty | 2 | 1 |
| **Third Down Efficiency** | 3-11-27% | 5-15-33% |
| **Total Net Yards** | 235 | 277 |
| Total Offensive Plays | 61 | 69 |
| Avg. Gain Per Play | 3.9 | 4.0 |
| **Rushes-Yards** | 33-126 | 31-81 |
| Avg. Gain Per Rush | 3.8 | 2.6 |
| **Net Passing Yards** | 109 | 196 |
| Att-Comp-Int | 25-13-2 | 35-14-5 |
| Avg. Gain Per Pass | 3.9 | 5.2 |
| **Sacks Allowed-Yards** | 3-17 | 3-10 |
| **Punts-Avg** | 8-35.0 | 5-39.0 |
| **Penalties-Yards** | 10-85 | 5-40 |
| **Fumbles-Lost** | .2-1 | 3-2 |
| **Time of Possession** | | 28:49 |

31:11

### RAMS STARTERS

| | | | |
|---|---|---|---|
| WR | Willie Miller | LE | Jack Youngblood |
| LT | Doug France | LDT | Cody Jones |
| LG | Tom Mack | RDT | Mike Fanning |
| C | Rich Saul | RE | Fred Dryer |
| RG | Dennis Harrah | LLB | Jim Youngblood |
| RT | John Williams | MLB | Jack Reynolds |
| TE | Terry Nelson | RLB | Bob Brudzinski |
| WR | Ron Jessie | LC | Pat Thomas |
| QB | Pat Haden | RC | Rod Perry |
| RB | Cullen Bryant | SS | Dave Elmendorf |
| FB | John Cappelletti | FS | Bill Simpson |

### RUSHING

| Cowboys | Att | Yds | Avg | LG | TD |
|---|---|---|---|---|---|
| Tony Dorsett | 17 | 101 | 5.9 | 53 | 1 |
| Scott Laidlaw | 10 | 20 | 2.0 | 4 | 0 |
| Roger Staubach | 3 | 7 | 2.3 | 11 | 0 |
| Robert Newhouse | 1 | 4 | 2.0 | 4 | 0 |
| Billy Joe DuPree | 1 | 3 | 3.0 | 3 | 0 |
| Jackie Smith | 1 | -9 | -9.0 | -9 | 0 |
| **Rams** | **Att** | **Yds** | **Avg** | **LG** | **TD** |
| Cullen Bryant | 20 | 52 | 2.6 | 11 | 0 |
| Pat Haden | 2 | 20 | 10.0 | 18 | 0 |
| John Cappelletti | 3 | 19 | 6.3 | 10 | 0 |
| Rod Phillips | 3 | 2 | 0.7 | 2 | 0 |
| Jim Jodat | 2 | -5 | -2.5 | 0 | 0 |
| Billy Waddy | 1 | -7 | -7.0 | -7 | 0 |

### RECEIVING

| Cowboys | No | Yds | Avg | LG | TD |
|---|---|---|---|---|---|
| Billy Joe DuPree | 3 | 48 | 16.0 | 23 | 1 |
| Butch Johnson | 2 | 19 | 9.5 | 12 | 0 |
| Drew Pearson | 2 | 19 | 9.5 | 17 | 0 |
| Tony Dorsett | 2 | 15 | 7.5 | 9 | 0 |
| Preston Pearson | 2 | 12 | 6.0 | 17 | 0 |
| Tony Hill | 1 | 9 | 9.0 | 9 | 0 |
| Scott Laidlaw | 1 | 4 | 4.0 | 4 | 0 |
| **Rams** | **No** | **Yds** | **Avg** | **LG** | **TD** |
| Ron Jessie | 4 | 42 | 10.5 | 14 | 0 |
| Willie Miller | 3 | 96 | 32.0 | 65 | 0 |
| Billy Waddy | 2 | 23 | 11.5 | 14 | 0 |
| Cullen Bryant | 2 | 2 | 1.0 | 3 | 0 |
| Dwight Scales | 1 | 18 | 18.0 | 18 | 0 |
| John Cappelletti | 1 | 15 | 15.0 | 15 | 0 |
| Terry Nelson | 1 | 10 | 10.0 | 10 | 0 |

### INTERCEPTIONS

| Cowboys | No | Yds | Avg | LG | TD |
|---|---|---|---|---|---|
| Charlie Waters | 2 | 49 | 24.5 | 29 | 0 |
| Thomas Henderson | 1 | 68 | 68.0 | 68t | 1 |
| Cliff Harris | 1 | 5 | 5.0 | 5 | 0 |
| Randy Hughes | 1 | 1 | 1.0 | 1 | 0 |
| **Rams** | **No** | **Yds** | **Avg** | **LG** | **TD** |
| Nolan Cromwell | 1 | 0 | 0.0 | 0 | 0 |
| Pat Thomas | 1 | 0 | 0.0 | 0 | 0 |

### PUNTING

| Cowboys | No | Yds | Avg | LG | TB | IN20 | Blk |
|---|---|---|---|---|---|---|---|
| Danny White | 8 | 280 | 35.0 | 48 | 1 | 3 | 0 |
| **Rams** | **No** | **Yds** | **Avg** | **LG** | **TB** | **IN20** | **Blk** |
| Glen Walker | 5 | 195 | 39.0 | 50 | 0 | 0 | 0 |

### PUNT RETURNS

| Cowboys | No | FC | Yds | Avg | LG | TD |
|---|---|---|---|---|---|---|
| Butch Johnson | 4 | 0 | 40 | 10.0 | 14 | 0 |
| Tony Hill | 0 | 1 | 0 | 0.0 | 0 | 0 |
| **Rams** | **No** | **FC** | **Yds** | **Avg** | **LG** | **TD** |
| Jackie Wallace | 2 | 0 | 22 | 11.0 | 23 | 0 |

### KICKOFF RETURNS

| Cowboys | No | Yds | Avg | LG | TD |
|---|---|---|---|---|---|
| None | | | | | |
| **Rams** | **No** | **Yds** | **Avg** | **LG** | **TD** |
| Jim Jodat | 3 | 59 | 19.7 | 25 | 0 |
| Larry Marshall | 2 | 47 | 23.5 | 24 | 0 |

### SACKS

**Cowboys:** Dave Stalls 1-9, Harvey Martin 1-1, Thomas Henderson 0.5-0, Charlie Waters 0.5-0
**Rams:** Mike Fanning 1-9, Jack Youngblood 1-1, Dave Elmendorf 0.5-3.5, Cody Jones 0.5-3.5

### PASSING

| Cowboys | Att | Com | Yds | Tkd/Yd | TD | LG | IN |
|---|---|---|---|---|---|---|---|
| Roger Staubach | 25 | 13 | 126 | 3/17 | 2 | 23 | 2 |
| **Rams** | **Att** | **Com** | **Yds** | **Tkd/Yd** | **TD** | **LG** | **IN** |
| Pat Haden | 19 | 7 | 76 | 2/1 | 0 | 15 | 3 |
| Vince Ferragamo | 16 | 7 | 130 | 1/9 | 0 | 65 | 2 |

# 1978 NFC Divisional Round Game / Rams 34, Vikings 10

## Los Angeles Coliseum, Los Angeles, CA • Sunday, December 31, 1978

| | | | | | |
|---|---|---|---|---|---|
| Minnesota | 3 | 7 | 0 | 0 | - 10 |
| RAMS | 0 | 10 | 14 | 10 | - 34 |

MIN - FG Danmeier 42
RAMS - Miller 9-yard pass from Haden (Corral kick)
RAMS - FG Corral 43
MIN - Rashad 1-yard pass from Tarkenton (Danmeier kick)
RAMS - Bryant 3-yard run (Corral kick)
RAMS - Jessie 27-yard pass from Haden (Corral kick)
RAMS - FG Corral 28
RAMS - Jodat 3-yard run (Corral kick)
PAID ATT -- 70,436

| | VIKINGS | RAMS |
|---|---|---|
| **First Downs** | 12 | 25 |
| Rushing | 2 | 13 |
| Passing | 10 | 12 |
| Penalty | 0 | 0 |
| **Third Down Efficiency** | 4-14-29% | 11-18-61% |
| **Total Net Yards** | 244 | 409 |
| Total Offensive Plays | 55 | 77 |
| Avg. Gain Per Play | 4.4 | 5.3 |
| **Rushes-Yards** | 16-36 | 48-200 |
| Avg. Gain Per Rush | 2.3 | 4.2 |
| **Net Passing Yards** | 208 | 209 |
| Att-Comp-Int | 38-18-2 | 29-15-1 |
| Avg. Gain Per Pass | 5.3 | 7.2 |
| **Sacks Allowed-Yards** | 1-11 | 0-0 |
| **Punts-Avg** | 6-41.3 | 4-31.0 |
| **Penalties-Yards** | 2-12 | 4-35 |
| **Fumbles-Lost** | .2-0 | 1-0 |
| **Time of Possession** | | 24:25 |

35:35

### RAMS STARTERS

| | | | |
|---|---|---|---|
| WR | Willie Miller | LE | Jack Youngblood |
| LT | Doug France | LDT | Cody Jones |
| LG | Tom Mack | RDT | Larry Brooks |
| C | Rich Saul | RE | Fred Dryer |
| RG | Dennis Harrah | LLB | Jim Youngblood |
| RT | John Williams | MLB | Jack Reynolds |
| TE | Terry Nelson | RLB | Bob Brudzinski |
| WR | Ron Jessie | LC | Pat Thomas |
| QB | Pat Haden | RC | Rod Perry |
| RB | Cullen Bryant | SS | Dave Elmendorf |
| FB | John Cappelletti | FS | Bill Simpson |

### RUSHING

| Vikings | Att | Yds | Avg | LG | TD |
|---|---|---|---|---|---|
| Chuck Foreman | 13 | 31 | 2.4 | 8 | 0 |
| Mark Kellar | 2 | 7 | 3.5 | 4 | 0 |
| Fran Tarkenton | 1 | -2 | -2.0 | -2 | 0 |
| **Rams** | **Att** | **Yds** | **Avg** | **LG** | **TD** |
| Cullen Bryant | 27 | 100 | 3.7 | 17 | 1 |
| John Cappelletti | 10 | 44 | 4.4 | 14 | 0 |
| Anthony Davis | 4 | 17 | 4.3 | 7 | 0 |
| Pat Haden | 2 | 15 | 7.5 | 15 | 0 |
| Rod Phillips | 2 | 10 | 5.0 | 6 | 0 |
| Billy Waddy | 1 | 9 | 9.0 | 9 | 0 |
| Jim Jodat | 1 | 3 | 3.0 | 3 | 0 |
| Terry Nelson | 1 | 2 | 2.0 | 2 | 0 |

### RECEIVING

| Vikings | No | Yds | Avg | LG | TD |
|---|---|---|---|---|---|
| Ahmad Rashad | 7 | 84 | 12.0 | 31 | 1 |
| Rickey Young | 4 | 49 | 12.3 | 24 | 0 |
| Bob Tucker | 4 | 48 | 12.0 | 21 | 0 |
| Chuck Foreman | 3 | 38 | 12.7 | 20 | 0 |
| **Rams** | **No** | **Yds** | **Avg** | **LG** | **TD** |
| Ron Jessie | 6 | 108 | 18.0 | 29 | 1 |
| Charle Young | 2 | 30 | 15.0 | 15 | 0 |
| Willie Miller | 2 | 29 | 14.5 | 20 | 1 |
| Cullen Bryant | 2 | 13 | 6.5 | 8 | 0 |
| Terry Nelson | 1 | 13 | 13.0 | 13 | 0 |
| Billy Waddy | 1 | 10 | 10.0 | 10 | 0 |
| John Cappelletti | 1 | 6 | 6.0 | 6 | 0 |

### INTERCEPTIONS

| Vikings | No | Yds | Avg | LG | TD |
|---|---|---|---|---|---|
| Bobby Bryant | 1 | 0 | 0.0 | 0 | 0 |
| Wally Hilgenberg | 0 | 11 | 11.0 | 11 | 0 |
| **Rams** | **No** | **Yds** | **Avg** | **LG** | **TD** |
| Bill Simpson | 2 | 17 | 8.5 | 17 | 0 |

### PUNTING

| Vikings | No | Yds | Avg | LG | TB | IN20 | Blk |
|---|---|---|---|---|---|---|---|
| Greg Coleman | 6 | 248 | 41.3 | 49 | 0 | 1 | 0 |
| **Rams** | **No** | **Yds** | **Avg** | **LG** | **TB** | **IN20** | **Blk** |
| Glen Walker | 3 | 124 | 41.3 | 48 | 0 | 2 | 0 |
| TEAM | 1 | 0 | 0.0 | 0 | 0 | 0 | 0 |

### PUNT RETURNS

| Vikings | No | FC | Yds | Avg | LG | TD |
|---|---|---|---|---|---|---|
| Kevin Miller | 2 | 0 | -1 | -0.5 | 1 | 0 |
| **Rams** | **No** | **FC** | **Yds** | **Avg** | **LG** | **TD** |
| Jackie Wallace | 5 | 0 | 71 | 14.2 | 21 | 0 |
| Billy Waddy | 1 | 0 | 11 | 11.0 | 11 | 0 |

### KICKOFF RETURNS

| Vikings | No | Yds | Avg | LG | TD |
|---|---|---|---|---|---|
| Robert Miller | 4 | 92 | 23.0 | 27 | 0 |
| Brent McClanahan | 1 | 18 | 18.0 | 18 | 0 |
| Harry Washington | 1 | 16 | 16.0 | 16 | 0 |
| **Rams** | **No** | **Yds** | **Avg** | **LG** | **TD** |
| Jim Jodat | 3 | 58 | 19.3 | 28 | 0 |

### SACKS

**Vikings:** None
**Rams:** Cody Jones 1-11

### PASSING

| Vikings | Att | Com | Yds | Tkd/Yd | TD | LG | IN |
|---|---|---|---|---|---|---|---|
| Fran Tarkenton | 27 | 18 | 219 | 1/11 | 1 | 31 | 2 |
| Chuck Foreman | 1 | 0 | 0 | 0/0 | 0 | 0 | 0 |
| **Rams** | **Att** | **Com** | **Yds** | **Tkd/Yd** | **TD** | **LG** | **IN** |
| Pat Haden | 29 | 15 | 209 | 0/0 | 2 | 29 | 1 |

# 1977 NFC Divisional Round Game / Vikings 14, Rams 7

## Los Angeles Coliseum, Los Angeles, CA • Monday, December 26, 1977

| | | | | | |
|---|---|---|---|---|---|
| Minnesota | 7 | 0 | 0 | 7 | - 14 |
| RAMS | 0 | 0 | 0 | 7 | - 7 |

MIN - Foreman 5-yard run (Cox kick)
MIN - Johnson 1-yard run (Cox kick)
RAMS - H. Jackson 1-yard pass from Haden (Septien kick)
PAID ATT -- 70,203

| | VIKES | RAMS |
|---|---|---|
| **First Downs** | 14 | 14 |
| Rushing | 9 | 7 |
| Passing | 4 | 6 |
| Penalty | 1 | 1 |
| **Third Down Efficiency** | 7-17-41% | 7-18-39% |
| **Total Net Yards** | 189 | 267 |
| Total Offensive Plays | 60 | 62 |
| Avg. Gain Per Play | 3.2 | 4.3 |
| **Rushes-Yards** | 49-144 | 29-149 |
| Avg. Gain Per Rush | 2.9 | 5.1 |
| **Net Passing Yards** | 45 | 118 |
| Att-Comp-Int | 10-5-0 | 32-14-3 |
| Avg. Gain Per Pass | 4.1 | 3.6 |
| **Sacks Allowed-Yards** | 1-12 | 1-12 |
| **Punts-Avg** | 8-40.8 | 5-37.6 |
| **Penalties-Yards** | 7-50 | 2-15 |
| **Fumbles-Lost** | 1-0 | 1-0 |
| **Time of Possession** | | 34:21 |

25:39

### RUSHING

| Vikings | Att | Yds | Avg | LG | TD |
|---|---|---|---|---|---|
| Chuck Foreman | 31 | 101 | 3.3 | 11 | 1 |
| Robert Miller | 12 | 52 | 4.3 | 8 | 0 |
| Sam Johnson | 3 | 1 | 0.3 | 1t | 1 |
| Bob Lee | 3 | -10 | -3.3 | -3 | 0 |
| **Rams** | **Att** | **Yds** | **Avg** | **LG** | **TD** |
| Lawrence McCutcheon | 16 | 102 | 6.4 | 27 | 0 |
| Pat Haden | 3 | 27 | 9.0 | 13 | 0 |
| John Cappelletti | 7 | 11 | 1.6 | 6 | 0 |
| Rod Phillips | 1 | 9 | 9.0 | 9 | 0 |
| Terry Nelson | 1 | 0 | 0.0 | 0 | 0 |
| Wendell Tyler | 1 | 0 | 0.0 | 0 | 0 |

### RECEIVING

| Vikings | No | Yds | Avg | LG | TD |
|---|---|---|---|---|---|
| Ahmad Rashad | 2 | 37 | 18.5 | 25 | 0 |
| Robert Miller | 2 | 14 | 7.0 | 7 | 0 |
| Chuck Foreman | 1 | 6 | 6.0 | 6 | 0 |
| **Rams** | **No** | **Yds** | **Avg** | **LG** | **TD** |
| Terry Nelson | 5 | 85 | 17.0 | 24 | 0 |
| Harold Jackson | 3 | 21 | 7.0 | 16 | 1 |
| Lawrence McCutcheon | 2 | 15 | 7.5 | 13 | 0 |
| Rod Phillips | 2 | 0 | 0.0 | 6 | 0 |
| Billy Waddy | 1 | 5 | 5.0 | 5 | 0 |
| John Cappelletti | 1 | 4 | 4.0 | 4 | 0 |

### INTERCEPTIONS

| Vikings | No | Yds | Avg | LG | TD |
|---|---|---|---|---|---|
| Paul Krause | 1 | 14 | 14.0 | 14 | 0 |
| Jeff Wright | 1 | 3 | 3.0 | 3 | 0 |
| Nate Allen | 1 | 0 | 0.0 | 0 | 0 |
| **Rams** | **No** | **Yds** | **Avg** | **LG** | **TD** |
| None | | | | | |

### PUNTING

| Vikings | No | Yds | Avg | LG | TB | IN20 | Blk |
|---|---|---|---|---|---|---|---|
| Neil Clabo | 8 | 326 | 40.8 | 57 | 2 | 0 | 0 |
| **Rams** | **No** | **Yds** | **Avg** | **LG** | **TB** | **IN20** | **Blk** |
| Glen Walker | 5 | 188 | 37.6 | 51 | 0 | 1 | 0 |

### PUNT RETURNS

| Vikings | No | FC | Yds | Avg | LG | TD |
|---|---|---|---|---|---|---|
| Manfred Moore | 2 | 1 | 30 | 15.0 | 21 | 0 |
| **Rams** | **No** | **FC** | **Yds** | **Avg** | **LG** | **TD** |
| Billy Waddy | 3 | 0 | 17 | 5.7 | 7 | 0 |
| Cullen Bryant | 1 | 0 | 19 | 19.0 | 19 | 0 |
| Dwight Scales | 1 | 0 | -2 | -2.0 | -2 | 0 |

### KICKOFF RETURNS

| Vikings | No | Yds | Avg | LG | TD |
|---|---|---|---|---|---|
| Manfred Moore | 1 | 25 | 25.0 | 25 | 0 |
| **Rams** | **No** | **Yds** | **Avg** | **LG** | **TD** |
| Wendell Tyler | 2 | 43 | 21.5 | 27 | 0 |

### SACKS

**Vikings:** Alan Page 1-12
**Rams:** Cody Jones 1-12

### RAMS STARTERS

| | | | |
|---|---|---|---|
| WR | Harold Jackson | LE | Jack Youngblood |
| LT | Doug France | LDT | Cody Jones |
| LG | Tom Mack | RDT | Larry Brooks |
| C | Rich Saul | RE | Fred Dryer |
| RG | Greg Horton | LLB | Jim Youngblood |
| RT | John Williams | MLB | Jack Reynolds |
| TE | Terry Nelson | RLB | Isiah Robertson |
| WR | Billy Waddy | LC | Pat Thomas |
| QB | Pat Haden | RC | Monte Jackson |
| RB | Lawrence McCutcheon | SS | Dave Elmendorf |
| RB | John Cappelletti | FS | Nolan Cromwell |

### PASSING

| Vikings | Att | Com | Yds | Tkd/Yd | TD | LG | IN |
|---|---|---|---|---|---|---|---|
| Bob Lee | 10 | 5 | 57 | 1/12 | 0 | 25 | 0 |
| **Rams** | **Att** | **Com** | **Yds** | **Tkd/Yd** | **TD** | **LG** | **IN** |
| Pat Haden | 32 | 14 | 130 | 1/12 | 1 | 24 | 3 |

# 1976 NFC Championship Game / Vikings 24, Rams 13

## Metropolitan Stadium, Bloomington, MN • Sunday, December 26, 1976

| | | | | | |
|---|---|---|---|---|---|
| RAMS | 0 | 0 | 13 | 0 | - 13 |
| Minnesota | 7 | 3 | 7 | 7 | - 24 |

MIN - Bryant 90-yard blocked FG return (Cox kick)
MIN - FG Cox 25
MIN - Foreman 1-yard run (Cox kick)
RAMS - McCutcheon 10-yard run (kick failed)
RAMS - H. Jackson 5-yard pass from Haden (Dempsey kick)
MIN - S. Johnson 12-yard run (Cox kick)
PAID ATT -- 48,379

| | RAMS | VIKES |
|---|---|---|
| **First Downs** | 21 | 13 |
| Rushing | 14 | 6 |
| Passing | 7 | 7 |
| Penalty | 0 | 0 |
| **Third Down Efficiency** | 4-13-31% | 3-14-21% |
| **Fourth Down Efficiency** | 0-1-0% | 0-0-0% |
| **Total Net Yards** | 336 | 267 |
| Total Offensive Plays | 71 | 60 |
| Avg. Gain Per Play | 4.7 | 4.5 |
| **Rushes-Yards** | 46-193 | 29-158 |
| Avg. Gain Per Rush | 4.2 | 5.4 |
| **Net Passing Yards** | 143 | 109 |
| Att-Comp-Int | 22-9-2 | 27-12-1 |
| Avg. Gain Per Pass | 5.7 | 3.5 |
| **Sacks Allowed-Yards** | 3-18 | 4-34 |
| **Punts-Avg** | 7-29.4 | 8-35.1 |
| **Penalties-Yards** | 3-33 | 4-32 |
| **Fumbles-Lost** | .4-2 | 1-1 |

### RUSHING

| Rams | Att | Yds | Avg | LG | TD |
|---|---|---|---|---|---|
| Lawrence McCutcheon | 26 | 128 | 4.9 | 15 | 1 |
| John Cappelletti | 16 | 59 | 3.7 | 11 | 0 |
| Ron Jessie | 1 | 3 | 3.0 | 3 | 0 |
| Pat Haden | 3 | 3 | 1.0 | 5 | 0 |
| **Vikings** | **Att** | **Yds** | **Avg** | **LG** | **TD** |
| Chuck Foreman | 15 | 118 | 7.9 | 62 | 1 |
| Robert Miller | 10 | 28 | 2.8 | 9 | 0 |
| Sammy Johnson | 2 | 12 | 6.0 | 12t | 1 |
| Brent McClanahan | 1 | 2 | 2.0 | 2 | 0 |
| Fran Tarkenton | 1 | -2 | -2.0 | -2 | 0 |

### RECEIVING

| Rams | No | Yds | Avg | LG | TD |
|---|---|---|---|---|---|
| Harold Jackson | 4 | 70 | 17.5 | 40 | 1 |
| Ron Jessie | 2 | 60 | 30.0 | 41 | 0 |
| Lawrence McCutcheon | 2 | 18 | 9.0 | 14 | 0 |
| John Cappelletti | 1 | 13 | 13.0 | 13 | 0 |
| **Vikings** | **No** | **Yds** | **Avg** | **LG** | **TD** |
| Chuck Foreman | 5 | 81 | 16.2 | 57 | 0 |
| Ahmad Rashad | 3 | 28 | 9.3 | 14 | 0 |
| Robert Miller | 3 | 24 | 8.0 | 13 | 0 |
| Bob Grim | 1 | 10 | 10.0 | 10 | 0 |

### INTERCEPTIONS

| Rams | No | Yds | Avg | LG | TD |
|---|---|---|---|---|---|
| Monte Jackson | 1 | 0 | 0.0 | 0 | 0 |
| **Vikings** | **No** | **Yds** | **Avg** | **LG** | **TD** |
| Bobby Bryant | 2 | 17 | 8.5 | 17 | 0 |

### PUNTING

| Rams | No | Yds | Avg | LG | TB | IN20 | Blk |
|---|---|---|---|---|---|---|---|
| Rusty Jackson | 7 | 206 | 29.4 | 46 | 0 | 0 | 0 |
| **Vikings** | **No** | **Yds** | **Avg** | **LG** | **TB** | **IN20** | **Blk** |
| Neil Clabo | 8 | 281 | 35.1 | 48 | 0 | 1 | 0 |

### PUNT RETURNS

| Rams | No | FC | Yds | Avg | LG | TD |
|---|---|---|---|---|---|---|
| Cullen Bryant | 4 | 0 | 31 | 7.8 | 17 | 0 |
| Jim Bertelsen | 3 | 0 | 19 | 6.3 | 14 | 0 |
| **Vikings** | **No** | **FC** | **Yds** | **Avg** | **LG** | **TD** |
| Leonard Willis | 3 | 0 | 20 | 6.7 | 9 | 0 |

### KICKOFF RETURNS

| Rams | No | Yds | Avg | LG | TD |
|---|---|---|---|---|---|
| Tom Geredine | 3 | 50 | 16.7 | 20 | 0 |
| Cullen Bryant | 1 | 21 | 21.0 | 21 | 0 |
| Rob Scribner | 1 | 8 | 8.0 | 8 | 0 |
| **Vikings** | **No** | **Yds** | **Avg** | **LG** | **TD** |
| Leonard Willis | 3 | 69 | 23.0 | 33 | 0 |

### SACKS

**Rams:** Jack Youngblood 1.0, Larry Brooks 1.0, Frec Dryer 1.0
**Vikings:** Carl Eller 2.0, Mark Mullaney 1.0

### RAMS STARTERS

| | | | |
|---|---|---|---|
| WR | Harold Jackson | LE | Jack Youngblood |
| LT | Doug France | LDT | Merlin Olsen |
| LG | Tom Mack | RDT | Larry Brooks |
| C | Rich Saul | RE | Fred Dryer |
| RG | Dennis Harrah | LLB | Jim Youngblood |
| RT | John Williams | MLB | Jack Reynolds |
| TE | Bob Klein | RLB | Isiah Robertson |
| WR | Ron Jessie | LC | Rod Perry |
| QB | Pat Haden | RC | Monte Jackson |
| FB | John Cappelletti | LS | Dave Elmendorf |
| RB | Lawrence McCutcheon | RS | Bill Simpson |

### PASSING

| Rams | Att | Com | Yds | Tkd/Yd | TD | LG | IN |
|---|---|---|---|---|---|---|---|
| Pat Haden | 22 | 9 | 161 | 3/18 | 1 | 44 | 2 |
| **Vikings** | **Att** | **Com** | **Yds** | **Tkd/Yd** | **TD** | **LG** | **IN** |
| Fran Tarkenton | 27 | 12 | 143 | 4/34 | 0 | 57 | 1 |

# 1976 NFC Divisional Game / Rams 14, Cowboys 12

## Texas Stadium, Dallas, TX • Sunday, December 19, 1976

| | | | | |
|---|---|---|---|---|
| RAMS | 0 | 7 | 0 | 7 - 14 |
| Dallas | 3 | 7 | 0 | 2 - 12 |

DAL - FG Herrera 44
RAMS - Haden 4-yard run (Dempsey kick)
DAL - Laidlaw 1-yard run (Herrera kick)
RAMS - McCutcheon 1-yard run (Dempsey kick)
DAL - Jensen tackled R. Jackson Jensen in end zone for safety
PAID ATT -- 63,283

| | RAMS | 'BOYS |
|---|---|---|
| **First Downs** | 17 | 14 |
| Rushing | 6 | 4 |
| Passing | 8 | 9 |
| Penalty | 3 | 1 |
| **Third Down Efficiency** | 5-16-31% | 5-17-29% |
| **Total Net Yards** | 250 | 211 |
| Total Offensive Plays | 73 | 69 |
| Avg. Gain Per Play | 3.4 | 3.0 |
| **Rushes-Yards** | 49-120 | 28-85 |
| Avg. Gain Per Rush | 2.4 | 3.0 |
| **Net Passing Yards** | 130 | 126 |
| Att-Comp-Int | 21-10-3 | 37-15-3 |
| Avg. Gain Per Pass | 5.4 | 3.0 |
| **Sacks Allowed-Yards** | 3-22 | 4-24 |
| **Punts-Avg** | 9-28.1 | 6-38.6 |
| **Penalties-Yards** | 8-94 | 6-34 |
| **Fumbles-Lost** | .0-0 | 3-1 |

### RAMS STARTERS

| | | | |
|---|---|---|---|
| WR | Harold Jackson | LE | Jack Youngblood |
| LT | Doug France | LDT | Merlin Olsen |
| LG | Tom Mack | RDT | Larry Brooks |
| C | Rich Saul | RE | Fred Dryer |
| RG | Dennis Harrah | LLB | Jim Youngblood |
| RT | John Williams | MLB | Jack Reynolds |
| TE | Bob Klein | RLB | Isiah Robertson |
| WR | Ron Jessie | LC | Rod Perry |
| QB | Pat Haden | RC | Monte Jackson |
| RB | Lawrence McCutcheon | LS | Dave Elmendorf |
| FB | John Cappelletti | RS | Bill Simpson |

### RUSHING

| Rams | Att | Yds | Avg | LG | TD |
|---|---|---|---|---|---|
| Lawrence McCutcheon | 21 | 58 | 2.8 | 6 | 1 |
| John Cappelletti | 19 | 54 | 2.8 | 16 | 0 |
| Pat Haden | 8 | 16 | 2.0 | 6 | 1 |
| Rusty Jackson | 1 | -8 | -8.0 | -8 | 0 |
| **Cowboys** | **Att** | **Yds** | **Avg** | **LG** | **TD** |
| Preston Pearson | 13 | 43 | 3.3 | 15 | 0 |
| Timmy Newhouse | 9 | 25 | 2.8 | 6 | 0 |
| Roger Staubach | 2 | 8 | 4.0 | 9 | 0 |
| Drew Pearson | 1 | 4 | 4.0 | 4 | 0 |
| Doug Dennison | 1 | 3 | 3.0 | 3 | 0 |
| Scott Laidlaw | 2 | 2 | 1.0 | 1t | 1 |

### RECEIVING

| Rams | No | Yds | Avg | LG | TD |
|---|---|---|---|---|---|
| Harold Jackson | 6 | 116 | 19.3 | 42 | 0 |
| John Cappelletti | 2 | 15 | 7.5 | 11 | 0 |
| Bob Klein | 1 | 12 | 12.0 | 12 | 0 |
| Lawrence McCutcheon | 1 | 9 | 9.0 | 9 | 0 |
| **Cowboys** | **No** | **Yds** | **Avg** | **LG** | **TD** |
| Preston Pearson | 6 | 41 | 6.8 | 13 | 0 |
| Drew Pearson | 3 | 38 | 12.7 | 22 | 0 |
| Billy Joe DuPree | 3 | 34 | 11.3 | 18 | 0 |
| Timmy Newhouse | 2 | 19 | 9.5 | 14 | 0 |
| Butch Johnson | 1 | 18 | 18.0 | 18 | 0 |

### INTERCEPTIONS

| Rams | No | Yds | Avg | LG | TD |
|---|---|---|---|---|---|
| Isiah Robertson | 1 | 15 | 15.0 | 15 | 0 |
| Dave Elmendorf | 1 | 5 | 5.0 | 5 | 0 |
| Monte Jackson | 1 | 0 | 0.0 | 0 | 0 |
| **Cowboys** | **No** | **Yds** | **Avg** | **LG** | **TD** |
| Benny Barnes | 2 | 0 | 0.0 | 0 | 0 |
| Charlie Waters | 1 | 9 | 9.0 | 9 | 0 |

### PUNTING

| Rams | No | Yds | Avg | LG | TB | IN20 | Blk |
|---|---|---|---|---|---|---|---|
| Rusty Jackson | 7 | 253 | 36.1 | 50 | 0 | 1 | 0 |
| **Cowboys** | **No** | **Yds** | **Avg** | **LG** | **TB** | **IN20** | **Blk** |
| Danny White | 6 | 232 | 38.6 | 52 | 1 | 1 | 0 |

### PUNT RETURNS

| Rams | No | FC | Yds | Avg | LG | TD |
|---|---|---|---|---|---|---|
| Cullen Bryant | 2 | 0 | 23 | 11.5 | 17 | 0 |
| Jim Bertelsen | 0 | 2 | 0 | 0.0 | 0 | 0 |
| **Cowboys** | **No** | **FC** | **Yds** | **Avg** | **LG** | **TD** |
| Butch Johnson | 4 | 1 | 64 | 16.0 | 44 | 0 |

### KICKOFF RETURNS

| Rams | No | Yds | Avg | LG | TD |
|---|---|---|---|---|---|
| Cullen Bryant | 2 | 45 | 22.5 | 28 | 0 |
| Tom Geredine | 1 | 26 | 26.0 | 26 | 0 |
| **Cowboys** | **No** | **Yds** | **Avg** | **LG** | **TD** |
| Butch Johnson | 2 | 44 | 22.0 | 16 | 0 |

### SACKS

**Rams:** Merlin Olsen 2.0, Jack Youngblood 1.0, Larry Brooks 1.0
**Cowboys:** Larry Cole 1.0, Ed Jones 1.0, Harvey Martin 1.0

### PASSING

| Rams | Att | Com | Yds | Tkd/Yd | TD | LG | IN |
|---|---|---|---|---|---|---|---|
| Pat Haden | 21 | 10 | 152 | 3/22 | 0 | 42 | 3 |
| **Cowboys** | **Att** | **Com** | **Yds** | **Tkd/Yd** | **TD** | **LG** | **IN** |
| Roger Staubach | 37 | 15 | 150 | 4/24 | 0 | 22 | 3 |

# 1975 NFC Championship Game / Cowboys 37, Rams 7

## Los Angeles Coliseum, Los Angeles, CA • Sunday, January 4, 1976

| | | | | |
|---|---|---|---|---|
| Dallas | 7 | 14 | 13 | 3 - 37 |
| RAMS | 0 | 0 | 0 | 7 - 7 |

DAL - P. Pearson 18-yard pass from Staubach (Fritsch kick)
DAL - Richards 4-yard pass from Staubach (Fritsch kick)
DAL - P. Pearson 15-yard pass from Staubach (Fritsch kick)
DAL - P. Pearson 19-yard pass from Staubach (Fritsch kick)
DAL - FG Fritsch 40
DAL - FG Fritsch 26
RAMS - Cappelletti 1-yard run (Dempsey kick)
DAL - FG Fritsch 26
PAID ATT -- 88,919

| | 'BOYS | RAMS |
|---|---|---|
| **First Downs** | 24 | 9 |
| Rushing | 8 | 1 |
| Passing | 15 | 7 |
| Penalty | 1 | 1 |
| **Third Down Efficiency** | 10-18-55% | 2-10-20% |
| **Total Net Yards** | 441 | 118 |
| Total Offensive Plays | 78 | 45 |
| Avg. Gain Per Play | 5.7 | 2.6 |
| **Rushes-Yards** | 50-195 | 16-22 |
| Avg. Gain Per Rush | 3.9 | 1.4 |
| **Net Passing Yards** | 246 | 96 |
| Att-Comp-Int | 28-18-1 | 24-11-3 |
| Avg. Gain Per Pass | 8.8 | 3.3 |
| **Sacks Allowed-Yards** | 0-0 | 5-51 |
| **Punts-Avg** | 4-34.8 | 7-35.4 |
| **Penalties-Yards** | 5-59 | 4-25 |
| **Fumbles-Lost** | .1-0 | 1-0 |

### RAMS STARTERS

| | | | |
|---|---|---|---|
| WR | Harold Jackson | LE | Jack Youngblood |
| LT | Charlie Cowan | LDT | Merlin Olsen |
| LG | Tom Mack | RDT | Cody Jones |
| C | Rich Saul | RE | Fred Dryer |
| RG | Joe Scibelli | LLB | Ken Geddes |
| RT | John Williams | MLB | Jack Reynolds |
| TE | Terry Nelson | RLB | Isiah Robertson |
| WR | Ron Jessie | LC | Eddie McMillan |
| QB | James Harris | RC | Monte Jackson |
| RB | Cullen Bryant | LS | Dave Elmendorf |
| RB | Lawrence McCutcheon | RS | Bill Simpson |

### RUSHING

| Cowboys | Att | Yds | Avg | LG | TD |
|---|---|---|---|---|---|
| Timmy Newhouse | 16 | 64 | 4.0 | 12 | 0 |
| Roger Staubach | 7 | 54 | 7.7 | 15 | 0 |
| Doug Dennison | 13 | 35 | 2.7 | 14 | 0 |
| Preston Pearson | 7 | 20 | 2.9 | 7 | 0 |
| Charles Young | 6 | 17 | 2.8 | 5 | 0 |
| Jean Fugett | 1 | 5 | 5.0 | 5 | 0 |
| **Rams** | **Att** | **Yds** | **Avg** | **LG** | **TD** |
| Ron Jaworski | 2 | 12 | 6.0 | 7 | 0 |
| Lawrence McCutcheon | 11 | 10 | 0.9 | 6 | 0 |
| John Cappelletti | 1 | 1 | 1.0 | 1 | 0 |
| Rob Scribner | 1 | 1 | 1.0 | 1 | 0 |
| Cullen Bryant | 1 | -2 | -2.0 | 2 | 0 |

### RECEIVING

| Cowboys | No | Yds | Avg | LG | TD |
|---|---|---|---|---|---|
| Preston Pearson | 7 | 123 | 17.6 | 27 | 3 |
| Drew Pearson | 5 | 46 | 9.2 | 13 | 0 |
| Golden Richards | 2 | 46 | 23.0 | 42 | 1 |
| Jean Fugett | 2 | 5 | 2.5 | 3 | 0 |
| Charles Young | 1 | 15 | 15.0 | 15 | 0 |
| Doug Dennison | 1 | 11 | 11.0 | 11 | 0 |
| **Rams** | **No** | **Yds** | **Avg** | **LG** | **TD** |
| Ron Jessie | 4 | 52 | 13.0 | 18 | 0 |
| Lawrence McCutcheon | 3 | 39 | 13.0 | 14 | 0 |
| Terry Nelson | 3 | 28 | 9.3 | 12 | 0 |
| Cullen Bryant | 1 | 28 | 28.0 | 28 | 0 |

### INTERCEPTIONS

| Cowboys | No | Yds | Avg | LG | TD |
|---|---|---|---|---|---|
| D.D. Lewis | 2 | 20 | 10.0 | 12 | 0 |
| Cliff Harris | 1 | 22 | 22.0 | 22 | 0 |
| **Rams** | **No** | **Yds** | **Avg** | **LG** | **TD** |
| Bill Simpson | 1 | 37 | 37.0 | 37 | 0 |

### PUNTING

| Cowboys | No | Yds | Avg | LG | O/B | DN | Blk |
|---|---|---|---|---|---|---|---|
| Mitch Hoopes | 4 | 139 | 34.8 | 43 | 1 | 0 | 0 |
| **Rams** | **No** | **Yds** | **Avg** | **LG** | **O/B** | **DN** | **Blk** |
| Duane Carrell | 7 | 248 | 35.4 | 45 | 1 | 1 | 0 |

### PUNT RETURNS

| Cowboys | No | FC | Yds | Avg | LG | TD |
|---|---|---|---|---|---|---|
| Golden Richards | 3 | 1 | 17 | 5.7 | 9 | 0 |
| Cliff Harris | 1 | 0 | 9 | 9.0 | 9 | 0 |
| **Rams** | **No** | **FC** | **Yds** | **Avg** | **LG** | **TD** |
| Rob Scribner | 2 | 0 | 3 | 1.5 | 2 | 0 |
| Dave Elmendorf | 0 | 1 | 0 | 0.0 | 0 | 0 |

### KICKOFF RETURNS

| Cowboys | No | Yds | Avg | LG | TD |
|---|---|---|---|---|---|
| Doug Dennison | 2 | 47 | 23.5 | 26 | 0 |
| **Rams** | **No** | **Yds** | **Avg** | **LG** | **TD** |
| Willie McGee | 5 | 103 | 20.6 | 26 | 0 |
| Cullen Bryant | 2 | 49 | 24.5 | 27 | 0 |
| Ron Jessie | 1 | 15 | 15.0 | 15 | 0 |

### SACKS

**Rams:** None
**Cowboys:** Bill Gregory 1,0, Ed Jones 1.0, Harvey Martin 1.0, Jethro Pugh 1.0, Larry White 1.0

### PASSING

| Cowboys | Att | Com | Yds | Tkd/Yd | TD | LG | IN |
|---|---|---|---|---|---|---|---|
| Roger Staubach | 26 | 16 | 220 | 0/0 | 4 | 42 | 1 |
| Clint Longley | 2 | 2 | 26 | 0/0 | 0 | 15 | 0 |
| **Rams** | **Att** | **Com** | **Yds** | **Tkd/Yd** | **TD** | **LG** | **IN** |
| Ron Jaworski | 22 | 11 | 147 | 5/51 | 0 | 28 | 2 |
| James Harris | 2 | 0 | 0 | 0/0 | 0 | 0 | 1 |

# 1975 NFC Divisional Round Game / Rams 35, Cardinals 23

## Los Angeles, Los Angeles, CA • Saturday, December 27, 1975

| | | | | |
|---|---|---|---|---|
| St. Louis | 0 | 9 | 7 | 7 - 23 |
| RAMS | 14 | 14 | 0 | 7 - 35 |

RAMS - Jaworski 5-yard run (Dempsey kick)
RAMS - Jack Youngblood 47-yard interception return (Dempsey kick)
RAMS - Simpson 65-yard inteception return (Dempsey kick)
STL - Otis 3-yard run (kick failed)
RAMS - H. Jackson 66-yard pass from Jaworski (Dempsey kick)
STL - FG Bakken 39
STL Gray 11-yard pass from Hart (Bakken kick)
RAMS - Jessie 2-yard fumble recovery (Dempsey kick)
STL - Jones 3-yard run (Bakken kick)
PAID ATT -- 73,459

| | CARDS | RAMS |
|---|---|---|
| **First Downs** | 22 | 17 |
| Rushing | 5 | 5 |
| Passing | 16 | 10 |
| Penalty | 1 | 2 |
| **Third Down Efficiency** | 6-14-43% | 5-12-42% |
| **Total Net Yards** | 363 | 440 |
| Total Offensive Plays | 70 | 73 |
| Avg. Gain Per Play | 5.2 | 6.0 |
| **Rushes-Yards** | 27-95 | 50-237 |
| Avg. Gain Per Rush | 3.5 | 4.7 |
| **Net Passing Yards** | 268 | 203 |
| Att-Comp-Int | 41-22-3 | 23-12-0 |
| Avg. Gain Per Pass | 6.2 | 8.8 |
| **Sacks Allowed-Yards** | 2-23 | 0-0 |
| **Punts-Avg** | 6-42.7 | 5-31.6 |
| **Penalties-Yards** | 6-70 | 5-38 |
| **Fumbles-Lost** | .3-2 | 5-3 |

### RAMS STARTERS

| | | | |
|---|---|---|---|
| WR | Harold Jackson | LE | Jack Youngblood |
| LT | Doug France | LDT | Merlin Olsen |
| LG | Tom Mack | RDT | Cody Jones |
| C | Rich Saul | RE | Fred Dryer |
| RG | Joe Scibelli | LLB | Ken Geddes |
| RT | John Willliams | MLB | Jack Reynolds |
| TE | Terry Nelson | RLB | Isiah Robertson |
| WR | Ron Jessie | LC | Eddie McMillan |
| QB | Ron Jaworski | RC | Monte Jackson |
| RB | Cullen Bryant | LS | Dave Elmendorf |
| RB | Lawrence McCutcheon | RS | Bill Simpson |

### RUSHING

| Cardinals | Att | Yds | Avg | LG | TD |
|---|---|---|---|---|---|
| Jim Otis | 12 | 38 | 3.2 | 6 | 1 |
| Steve Jones | 6 | 28 | 4.7 | 15 | 1 |
| Terry Metcalf | 8 | 27 | 3.4 | 8 | 0 |
| Jerry Latin | 1 | 2 | 2.0 | 2 | 0 |
| **Rams** | **Att** | **Yds** | **Avg** | **LG** | **TD** |
| Lawrence McCutcheon | 37 | 202 | 5.5 | 12 | 0 |
| Rob Scribner | 4 | 16 | 4.0 | 7 | 0 |
| Cullen Bryant | 3 | 12 | 4.0 | 8 | 0 |
| Ron Jaworski | 6 | 7 | 1.2 | 5 | 1 |

### RECEIVING

| Cardinals | No | Yds | Avg | LG | TD |
|---|---|---|---|---|---|
| Terry Metcalf | 6 | 94 | 15.7 | 34 | 0 |
| Jim Otis | 4 | 52 | 13.0 | 21 | 0 |
| Mel Gray | 3 | 52 | 17.3 | 23 | 1 |
| Ike Harris | 2 | 33 | 16.5 | 22 | 0 |
| Jerry Latin | 2 | 23 | 11.5 | 12 | 0 |
| Steve Jones | 2 | 19 | 9.5 | 11 | 0 |
| J.V. Cain | 2 | 17 | 8.5 | 11 | 0 |
| Jackie Smith | 1 | 1 | 1.0 | 1 | 0 |
| **Rams** | **No** | **Yds** | **Avg** | **LG** | **TD** |
| Ron Jessie | 4 | 52 | 13.0 | 16 | 0 |
| Lawrence McCutcheon | 3 | 8 | 2.7 | 11 | 0 |
| Harold Jackson | 2 | 84 | 42.0 | 66t | 1 |
| Cullen Bryant | 2 | 26 | 13.0 | 14 | 0 |
| Terry Nelson | 1 | 33 | 33.0 | 33 | 0 |

### INTERCEPTIONS

| Cardinals | No | Yds | Avg | LG | TD |
|---|---|---|---|---|---|
| None | | | | | |
| **Rams** | **No** | **Yds** | **Avg** | **LG** | **TD** |
| Bill Simpson | 2 | 83 | 41.5 | 65t | 1 |
| Jack Youngblood | 1 | 47 | 47.0 | 47t | 1 |

### PUNTING

| Cardinals | No | Yds | Avg | LG | O/B | DN | Blk |
|---|---|---|---|---|---|---|---|
| Jeff West | 6 | 256 | 42.7 | 53 | 1 | 0 | 0 |
| **Rams** | **No** | **Yds** | **Avg** | **LG** | **O/B** | **DN** | **Blk** |
| Duane Carrell | 5 | 158 | 31.6 | 40 | 2 | 0 | 0 |

### PUNT RETURNS

| Cardinals | No | FC | Yds | Avg | LG | TD |
|---|---|---|---|---|---|---|
| Terry Metcalf | 2 | 0 | 6 | 3.0 | 3 | 0 |
| **Rams** | **No** | **FC** | **Yds** | **Avg** | **LG** | **TD** |
| Dave Elmendorf | 2 | 2 | 12 | 6.0 | 12 | 0 |
| Rob Scribner | 1 | 0 | 7 | 7.0 | 7 | 0 |

### KICKOFF RETURNS

| Cardinals | No | Yds | Avg | LG | TD |
|---|---|---|---|---|---|
| Terry Metcalf | 3 | 105 | 35.0 | 67 | 0 |
| Gary Hammond | 2 | 36 | 18.0 | 18 | 0 |
| Dwayne Crump | 1 | 28 | 28.0 | 28 | 0 |
| Jerry Latin | 1 | 22 | 22.0 | 22 | 0 |
| **Rams** | **No** | **Yds** | **Avg** | **LG** | **TD** |
| Cullen Bryant | 3 | 61 | 20.3 | 22 | 0 |
| Ron Jessie | 1 | 17 | 17.0 | 17 | 0 |
| Dave Elmendorf | 1 | 12 | 12.0 | 12 | 0 |

### SACKS

**Cardinals:** None
**Rams:** Jack Youngblood 1.0, Fred Dryer 1.0

### PASSING

| Cardinals | Att | Com | Yds | Tkd/Yd | TD | LG | IN |
|---|---|---|---|---|---|---|---|
| Jim Hart | 41 | 22 | 291 | 2/23 | 1 | 34 | 3 |
| **Rams** | **Att** | **Com** | **Yds** | **Tkd/Yd** | **TD** | **LG** | **IN** |
| Ron Jaworski | 23 | 12 | 203 | 0/0 | 1 | 66t | 0 |

# 1974 NFC Championship Game / Vikings 14, Rams 10

## Metropolitan Stadium, Bloomington, MN • Sunday, December 29, 1974

| | | | | |
|---|---|---|---|---|
| RAMS | 0 | 3 | 0 | 7- 10 |
| Minnesota | 0 | 7 | 0 | 7- 14 |

MIN - Lash 29-yard pass from Tarkenton (Cox kick)
RAMS - FG Ray 27
MIN - Osborn 1-yard run (Cox kick)
RAMS - Jackson 44-yard pass from Harris (Ray kick)
PAID ATT -- 48,444

| | RAMS | VIKES |
|---|---|---|
| **First Downs** | 15 | 18 |
| Rushing | 5 | 9 |
| Passing | 10 | 7 |
| Penalty | 0 | 2 |
| **Third Down Efficiency** | 5-13-38% | 7-16-44% |
| **Total Net Yards** | 340 | 269 |
| Total Offensive Plays | 58 | 69 |
| Avg. Gain Per Play | 5.9 | 3.9 |
| **Rushes-Yards** | 33-121 | 47-164 |
| Avg. Gain Per Rush | 3.7 | 3.5 |
| **Net Passing Yards** | 219 | 105 |
| Att-Comp-Int | 23-13-2 | 20-10-1 |
| Avg. Gain Per Pass | 8.8 | 4.8 |
| **Sacks Allowed-Yards** | 2-29 | 2-18 |
| **Punts-Avg** | 5-43.8 | 6-39.2 |
| **Penalties-Yards** | 7-70 | 2-20 |
| **Fumbles-Lost** | .3-3 | 5-3 |

### RAMS STARTERS

| | | | |
|---|---|---|---|
| WR | Harold Jackson | LE | Jack Youngblood |
| LT | Charlie Cowan | LDT | Merlin Olsen |
| LG | Tom Mack | RDT | Larry Brooks |
| C | Ken Iman | RE | Fred Dryer |
| RG | Joe Scibelli | LLB | Ken Geddes |
| RT | John Williams | MLB | Jack Reynolds |
| TE | Bob Klein | RLB | Isiah Robertson |
| WR | Jack Snow | LC | Charlie Stukes |
| QB | James Harris | RC | Al Clark |
| RB | Jim Bertelsen | LS | Dave Elmendorf |
| RB | Lawrence McCutcheon | RS | Bill Simpson |

### RUSHING

| Rams | Att | Yds | Avg | LG | TD |
|---|---|---|---|---|---|
| Jim Bertelsen | 14 | 65 | 4.6 | 11 | 0 |
| Lawrence McCutcheon | 12 | 32 | 2.7 | 6 | 0 |
| James Harris | 3 | 17 | 5.7 | 8 | 0 |
| John Cappelletti | 3 | 8 | 2.7 | 5 | 0 |
| Tony Baker | 1 | -1 | -1.0 | -1 | 0 |
| **Vikings** | **Att** | **Yds** | **Avg** | **LG** | **TD** |
| Chuck Foreman | 22 | 80 | 3.6 | 18 | 0 |
| Dave Osborn | 20 | 76 | 3.8 | 11 | 1 |
| Fran Tarkenton | 4 | 5 | 1.3 | 3 | 0 |
| Ed Marinaro | 1 | 3 | 3.0 | 3 | 0 |

### RECEIVING

| Rams | No | Yds | Avg | LG | TD |
|---|---|---|---|---|---|
| Jim Bertelsen | 5 | 53 | 10.6 | 13 | 0 |
| Harold Jackson | 3 | 139 | 46.3 | 73 | 1 |
| Lawrence McCutcheon | 2 | 22 | 11.0 | 17 | 0 |
| Jack Snow | 1 | 19 | 19.0 | 19 | 0 |
| Bob Klein | 1 | 10 | 10.0 | 10 | 0 |
| John Cappelletti | 1 | 5 | 5.0 | 5 | 0 |
| **Vikings** | **No** | **Yds** | **Avg** | **LG** | **TD** |
| Stu Voigt | 4 | 43 | 10.8 | 16 | 0 |
| Jim Lash | 2 | 40 | 20.0 | 29t | 1 |
| John Gilliam | 2 | 33 | 16.5 | 18 | 0 |
| Ed Marinaro | 1 | 6 | 6.0 | 6 | 0 |
| Dave Osborn | 1 | 1 | 1.0 | 1 | 0 |

### INTERCEPTIONS

| Rams | No | Yds | Avg | LG | TD |
|---|---|---|---|---|---|
| Charlie Stukes | 1 | 0 | 0.0 | 0 | 0 |
| **Vikings** | **No** | **Yds** | **Avg** | **LG** | **TD** |
| Randy Poltl | 1 | 16 | 16.0 | 16 | 0 |
| Wally Hilgenberg | 1 | 0 | 0.0 | 0 | 0 |

### PUNTING

| Rams | No | Yds | Avg | LG |
|---|---|---|---|---|
| Mike Burke | 5 | 219 | 43.8 | 49 |
| **Vikings** | **No** | **Yds** | **Avg** | **LG** |
| Mike Eischied | 6 | 235 | 39.2 | 55 |

### PUNT RETURNS

| Rams | No | FC | Yds | Avg | LG | TD |
|---|---|---|---|---|---|---|
| Cullen Bryant | 3 | 0 | 18 | 6.0 | 10 | 0 |
| Rob Scribner | 1 | 0 | 1 | 1.0 | 1 | 0 |
| Jim Bertelsen | 1 | 0 | 0 | 0.0 | 0 | 0 |
| **Vikings** | **No** | **FC** | **Yds** | **Avg** | **LG** | **TD** |
| Sam McCullum | 3 | 0 | 20 | 6.7 | 8 | 0 |
| Nate Wright | 1 | 0 | 3 | 3.0 | 3 | 0 |

### KICKOFF RETURNS

| Rams | No | Yds | Avg | LG | TD |
|---|---|---|---|---|---|
| Cullen Bryant | 3 | 57 | 19.0 | 25 | 0 |
| **Vikings** | **No** | **Yds** | **Avg** | **LG** | **TD** |
| Brent McClanahan | 2 | 55 | 27.5 | 32 | 0 |
| Sam McCullum | 1 | 23 | 23.0 | 23 | 0 |

### SACKS

**Cardinals:** Jack Youngblood 1.0, Fred Dryer 1.0
**Vikings:** Carl Eller 0.5, Doug Sutherland 0.5, Bob Luresma 0.3, Jim Marshall 0.3, Allen Page 0.3

### PASSING

| Rams | Att | Com | Yds | Tkd/Yd | TD | LG | IN |
|---|---|---|---|---|---|---|---|
| James Harris | 23 | 13 | 248 | 2/29 | 1 | 73 | 2 |
| **Vikings** | **Att** | **Com** | **Yds** | **Tkd/Yd** | **TD** | **LG** | **IN** |
| Fran Tarkenton | 20 | 10 | 123 | 2/18 | 1 | 29t | 1 |

# 1974 NFC Divisional Round / Rams 19, Washington 10

## Los Angeles Coliseum, Los Angeles, CA • Sunday, December 22, 1974

| | | | | |
|---|---|---|---|---|
| Washington | 3 | 7 | 0 | 0 - 10 |
| RAMS | 7 | 0 | 3 | 9 - 19 |

RAMS - Klein 10-yard pass from Harris (Ray kick)
WAS - FG Bragg 35
WAS - Denson 1-yard run (Bragg kick)
RAMS - FG Ray 37
RAMS - FG Ray 26
RAMS - Robertson 59-yard interception return (pass failed)
PAID ATT -- 77,925

| | 'SKINS | RAMS |
|---|---|---|
| **First Downs** | 13 | 14 |
| Rushing | 4 | 8 |
| Passing | 7 | 6 |
| Penalty | 2 | 0 |
| **Third Down Efficiency** | 7-16-44% | 6-18-33% |
| **Total Net Yards** | 218 | 223 |
| Total Offensive Plays | 58 | 66 |
| Avg. Gain Per Play | 3.8 | 3.4 |
| **Rushes-Yards** | 27-49 | 42-131 |
| Avg. Gain Per Rush | 1.8 | 3.1 |
| **Net Passing Yards** | 169 | 95 |
| Att-Comp-Int | 30-13-3 | 24-8-2 |
| Avg. Gain Per Pass | 5.5 | 4.0 |
| **Sacks Allowed-Yards** | 1-8 | 0-0 |
| **Punts-Avg** | 5-45.2 | 5-43.0 |
| **Penalties-Yards** | 1-5 | 5-49 |
| **Fumbles-Lost** | .3-3 | 2-0 |

### RAMS STARTERS

| | | | |
|---|---|---|---|
| WR | Harold Jackson | LE | Jack Youngblood |
| LT | Charlie Cowan | LDT | Merlin Olsen |
| LG | Tom Mack | RDT | Larry Brooks |
| C | Ken Iman | RE | Fred Dryer |
| RG | Joe Scibelli | LLB | Ken Geddes |
| RT | John Williams | MLB | Jack Reynolds |
| TE | Bob Klein | RLB | Isiah Robertson |
| WR | Jack Snow | LC | Charlie Stukes |
| QB | James Harris | RC | Al Clark |
| RB | Jim Bertelsen | LS | Dave Elmendorf |
| RB | Lawrence McCutcheon | RS | Bill Simpson |

### RUSHING

| Redskins | Att | Yds | Avg | LG | TD |
|---|---|---|---|---|---|
| Larry Brown | 18 | 39 | 2.2 | 9 | 0 |
| Billy Kilmer | 2 | 5 | 2.5 | 5 | 0 |
| Moses Denson | 7 | 5 | 0.7 | 2 | 1 |
| **Rams** | **Att** | **Yds** | **Avg** | **LG** | **TD** |
| Lawrence McCutcheon | 26 | 71 | 2.7 | 11 | 0 |
| Jim Bertelsen | 6 | 34 | 5.7 | 10 | 0 |
| James Harris | 6 | 17 | 2.8 | 8 | 0 |
| John Cappelletti | 1 | 5 | 5.0 | 5 | 0 |
| Rob Scribner | 1 | 2 | 2.0 | 2 | 0 |
| Tony Baker | 2 | 2 | 1.0 | 2 | 0 |

### RECEIVING

| Redskins | No | Yds | Avg | LG | TD |
|---|---|---|---|---|---|
| Charley Taylor | 4 | 79 | 19.8 | 41 | 0 |
| Charles Evans | 4 | 31 | 7.8 | 19 | 0 |
| John Smith | 2 | 35 | 17.5 | 20 | 0 |
| Moses Denson | 2 | 17 | 8.5 | 9 | 0 |
| Frank Grant | 1 | 15 | 15.0 | 15 | 0 |
| **Rams** | **No** | **Yds** | **Avg** | **LG** | **TD** |
| Harold Jackson | 2 | 35 | 17.5 | 22 | 0 |
| Bob Klein | 2 | 23 | 11.5 | 13 | 1 |
| Lawrence McCutcheon | 2 | 20 | 10.0 | 15 | 0 |
| Pat Curran | 1 | 12 | 12.0 | 12 | 0 |
| Jim Bertelsen | 1 | 5 | 5.0 | 5 | 0 |

### INTERCEPTIONS

| Redskins | No | Yds | Avg | LG | TD |
|---|---|---|---|---|---|
| Pat Fischer | 1 | 17 | 17.0 | 17 | 0 |
| Ken Stone | 1 | 7 | 7.0 | 7 | 0 |
| **Rams** | **No** | **Yds** | **Avg** | **LG** | **TD** |
| Isiah Robertson | 1 | 59 | 59.0 | 59t | 1 |
| Jack Reynolds | 1 | 12 | 12.0 | 12 | 0 |
| Bill Simpson | 1 | 0 | 0.0 | 0 | 0 |

### PUNTING

| Redskins | No | Yds | Avg | LG | O/B | DN | Blk |
|---|---|---|---|---|---|---|---|
| Mike Bragg | 5 | 226 | 45.2 | 58 | 1 | 0 | 0 |
| **Rams** | **No** | **Yds** | **Avg** | **LG** | **O/B** | **DN** | **Blk** |
| Mike Burke | 5 | 215 | 43.0 | 46 | 0 | 0 | 0 |

### PUNT RETURNS

| Redskins | No | FC | Yds | Avg | LG | TD |
|---|---|---|---|---|---|---|
| Joe Theismann | 4 | 0 | 22 | 5.5 | 12 | 0 |
| Larry Jones | 1 | 0 | 9 | 9.0 | 9 | 0 |
| **Rams** | **No** | **FC** | **Yds** | **Avg** | **LG** | **TD** |
| Jim Bertelsen | 1 | 0 | 10 | 10.0 | 10 | 0 |
| Cullen Bryant | 1 | 0 | 6 | 6.0 | 6 | 0 |

### KICKOFF RETURNS

| Redskins | No | Yds | Avg | LG | TD |
|---|---|---|---|---|---|
| Larry Jones | 4 | 76 | 19.0 | 34 | 0 |
| Doug Cunningham | 1 | 19 | 19.0 | 19 | 0 |
| **Rams** | **No** | **Yds** | **Avg** | **LG** | **TD** |
| Cullen Bryant | 3 | 82 | 27.3 | 41 | 0 |

### SACKS

**Redskins:** None
**Rams:** Merlin Olsen 0.5, Larry Brooks 0.5

### PASSING

| Redskins | Att | Com | Yds | Tkd/Yd | TD | LG | IN |
|---|---|---|---|---|---|---|---|
| Billy Kilmer | 18 | 7 | 99 | 0/0 | 0 | 41 | 0 |
| Sonny Jurgensen | 12 | 6 | 78 | 1/8 | 0 | 27 | 3 |
| **Rams** | **Att** | **Com** | **Yds** | **Tkd/Yd** | **TD** | **LG** | **IN** |
| James Harris | 24 | 8 | 95 | 0/0 | 1 | 22 | 2 |

# 1973 NFC Divisional Round / Cowboys 27, Rams 16

## Texas Stadium, Dallas, TX • Sunday, December 23, 1973

| | | | | |
|---|---|---|---|---|
| RAMS | 0 | 6 | 0 | 10 - 16 |
| Dallas | 14 | 3 | 0 | 10 - 27 |

DAL - Hill 3-yard run (Fritsch kick)
DAL - Pearson 4-yard pass from Staubach (Fritsch kick)
DAL - FG Fritsch 39
RAMS - FG Ray 33
RAMS - FG Ray 37
RAMS - FG Ray 40
RAMS - Baker 5-yard run (Ray kick)
DAL - Pearson 83-yard pass from Staubach (Fritsch kick)
DAL - FG Fritsch 12
PAID ATT -- 63,272

| | RAMS | 'BOYS |
|---|---|---|
| **First Downs** | 11 | 15 |
| Rushing | 5 | 11 |
| Passing | 5 | 4 |
| Penalty | 1 | 0 |
| **Third Down Efficiency** | 0-14-0% | 9-19-47% |
| **Total Net Yards** | 192 | 298 |
| Total Offensive Plays | 58 | 68 |
| Avg. Gain Per Play | 3.1 | 4.4 |
| **Rushes-Yards** | 30-93 | 45-162 |
| Avg. Gain Per Rush | 3.1 | 3.6 |
| **Net Passing Yards** | 99 | 136 |
| Att-Comp-Int | 24-7-1 | 16-8-2 |
| Avg. Gain Per Pass | 3.4 | 5.8 |
| **Sacks Allowed-Yards** | 5-34 | 7-44 |
| **Punts-Avg** | 5-43.6 | 7-46.7 |
| **Penalties-Yards** | 2-20 | 5-44 |
| **Fumbles-Lost** | .2-2 | 2-2 |

### RAMS STARTERS

| | | | |
|---|---|---|---|
| WR | Harold Jackson | LE | Jack Youngblood |
| LT | Charlie Cowan | LDT | Merlin Olsen |
| LG | Tom Mack | RDT | Larry Brooks |
| C | Ken Iman | RE | Fred Dryer |
| RG | Joe Scibelli | LLB | Ken Geddes |
| RT | John Williams | MLB | Jack Reynolds |
| TE | Bob Klein | RLB | Isiah Robertson |
| WR | Jack Snow | LC | Charlie Stukes |
| QB | John Hadl | RC | Eddie McMillan |
| RB | Jim Bertelsen | LS | Dave Elmendorf |
| RB | Lawrence McCutcheon | RS | Steve Preece |

### RUSHING

| Rams | Att | Yds | Avg | LG | TD |
|---|---|---|---|---|---|
| Lawrence McCutcheon | 13 | 48 | 3.7 | 12 | 0 |
| Jim Bertelsen | 12 | 37 | 3.1 | 13 | 0 |
| John Hadl | 2 | 10 | 5.0 | 6 | 0 |
| Tony Baker | 1 | 5 | 5.0 | 5t | 1 |
| Larry Smith | 2 | -7 | -3.5 | -1 | 0 |
| **Cowboys** | **Att** | **Yds** | **Avg** | **LG** | **TD** |
| Calvin Hill | 25 | 97 | 3.9 | 15 | 1 |
| Roger Staubach | 4 | 30 | 7.5 | 12 | 0 |
| Walt Garrison | 10 | 30 | 3.0 | 10 | 0 |
| Timmy Newhouse | 6 | 5 | 0.8 | 4 | 0 |

### RECEIVING

| Rams | No | Yds | Avg | LG | TD |
|---|---|---|---|---|---|
| Jack Snow | 3 | 77 | 25.7 | 50 | 0 |
| Larry Smith | 2 | 13 | 6.5 | 9 | 0 |
| Harold Jackson | 1 | 40 | 40.0 | 40 | 0 |
| Lawrence McCutcheon | 1 | 3 | 3.0 | 3 | 0 |
| **Cowboys** | **No** | **Yds** | **Avg** | **LG** | **TD** |
| Drew Pearson | 2 | 87 | 43.5 | 83t | 2 |
| Calvin Hill | 2 | 21 | 10.5 | 16 | 0 |
| Jean Fugett | 1 | 38 | 38.0 | 38 | 0 |
| Bob Hayes | 1 | 29 | 29.0 | 29 | 0 |
| Walt Garrison | 1 | 3 | 3.0 | 3 | 0 |
| Billy Joe DuPree | 1 | 2 | 2.0 | 2 | 0 |

### INTERCEPTIONS

| Rams | No | Yds | Avg | LG | TD |
|---|---|---|---|---|---|
| Jack Reynolds | 1 | 4 | 4.0 | 4 | 0 |
| Dave Elmendorf | 1 | 0 | 0.0 | 0 | 0 |
| **Cowboys** | **No** | **Yds** | **Avg** | **LG** | **TD** |
| Lee Roy Jordan | 1 | 2 | 2.0 | 2 | 0 |

### PUNTING

| Rams | No | Yds | Avg | LG |
|---|---|---|---|---|
| Dave Chapple | 5 | 218 | 43.6 | 64 |
| **Cowboys** | **No** | **Yds** | **Avg** | **LG** |
| Marv Bateman | 7 | 327 | 46.7 | 55 |

### PUNT RETURNS

| Rams | No | FC | Yds | Avg | LG | TD |
|---|---|---|---|---|---|---|
| Jim Bertelsen | 4 | 0 | 52 | 13.0 | 30 | 0 |
| Dave Elmendorf | 1 | 0 | 1 | 1.0 | 1 | 0 |
| **Cowboys** | **No** | **FC** | **Yds** | **Avg** | **LG** | **TD** |
| Golden Richards | 2 | 1 | 3 | 1.5 | 2 | 0 |

### KICKOFF RETURNS

| Rams | No | Yds | Avg | LG | TD |
|---|---|---|---|---|---|
| Rob Scribner | 4 | 106 | 26.5 | 35 | 0 |
| Al Clark | 2 | 49 | 24.5 | 29 | 0 |
| **Cowboys** | **No** | **Yds** | **Avg** | **LG** | **TD** |
| Charlie Waters | 1 | 23 | 23.0 | 23 | 0 |
| Cliff Harris | 1 | 19 | 19.0 | 19 | 0 |

### SACKS

**Rams:** Jack Youngblood 2.5, Merlin Olsen 2.0, Fred Dryer 1.0, Ken Geddes 1.0, Larry Brooks 0.5
**Cowboys:** Bill Gregory 1.5, Harvey Martin 1.5, Pugh 1.0, Larry Cole 0.5, Pat Toomay 0.5

### PASSING

| Rams | Att | Com | Yds | Tkd/Yd | TD | LG | IN |
|---|---|---|---|---|---|---|---|
| John Hadl | 23 | 7 | 133 | 5/34 | 0 | 50 | 1 |
| Lawrence McCutcheon | 1 | 0 | 0 | 0/0 | 0 | 0 | 0 |
| **Cowboys** | **Att** | **Com** | **Yds** | **Tkd/Yd** | **TD** | **LG** | **IN** |
| Roger Staubach | 16 | 8 | 180 | 7/44 | 2 | 83t | 2 |

# 1969 Playoff Bowl Game / Rams 31, Cowboys 0

## Orange Bowl, Miami, FL • Saturday, January 3, 1970

| | | | | | |
|---|---|---|---|---|---|
| RAMS | 14 | 0 | 7 | 10 | - 31 |
| Cowboys | 0 | 0 | 0 | 0 | - 0 |

RAMS - Josephson 35-yard pass from Gabriel (Gossett kick)
RAMS - Snow 67-yard pass from Gabriel (Gossett kick)
RAMS - Klein 16-yard pass from Gabriel (Gossett kick)
RAMS - Snow 49-yard pass from Gabriel (Gossett kick)
RAMS - FG Gossett 42
PAID ATT -- 31,151

| | RAMS | 'BOYS |
|---|---|---|
| **First Downs** | 13 | 13 |
| Rushing | 4 | 6 |
| Passing | 8 | 7 |
| Penalty | 1 | 0 |
| **Total Net Yards** | 297 | 222 |
| Total Offensive Plays | 53 | 60 |
| Avg. Gain Per Play | 5.6 | 3.8 |
| **Rushes-Yards** | 33-78 | 30-136 |
| Avg. Gain Per Rush | 3.4 | 4.7 |
| **Net Passing Yards** | 219 | 86 |
| Att-Comp-Int | 19-12-1 | 24-10-2 |
| Avg. Gain Per Pass | 10.9 | 2.9 |
| **Sacks Allowed-Yards** | 1-5 | 6-50 |
| **Punts-Avg** | 4-42.5 | 4-44.0 |
| **Penalties-Yards** | 2-39 | 2-25 |
| **Fumbles-Lost** | .3-1 | 2-2 |

### RUSHING

| Rams | Att | Yds | Avg | LG | TD |
|---|---|---|---|---|---|
| Larry Smith | 10 | 29 | 2.9 | 6 | 0 |
| Pat Studstill | 1 | 22 | 22.0 | 22 | 0 |
| Dick Bass | 6 | 17 | 2.8 | 12 | 0 |
| Les Josephson | 8 | 8 | 1.0 | 8 | 0 |
| Willie Ellison | 6 | 8 | 1.3 | 7 | 0 |
| Roman Gabriel | 2 | -6 | -3.0 | -3 | 0 |
| **Cowboys** | **Att** | **Yds** | **Avg** | **LG** | **TD** |
| Walt Garrison | 9 | 47 | 5.2 | 11 | 0 |
| Roger Staubach | 6 | 41 | 6.8 | 19 | 0 |
| Calvin Hill | 8 | 36 | 4.5 | 13 | 0 |
| Dan Reeves | 5 | 24 | 4.8 | 17 | 0 |
| Les Shy | 1 | -1 | -1.0 | -1 | 0 |
| Craig Morton | 1 | -11 | -11.0 | -11 | 0 |

### RECEIVING

| Rams | No | Yds | Avg | LG | TD |
|---|---|---|---|---|---|
| Jack Snow | 5 | 144 | 28.8 | 67t | 2 |
| Les Josephson | 4 | 55 | 13.8 | 35t | 1 |
| Bob Klein | 2 | 23 | 11.5 | 16t | 1 |
| Larry Smith | 1 | 2 | 2.0 | 2 | 0 |
| **Cowboys** | **No** | **Yds** | **Avg** | **LG** | **TD** |
| Bob Hayes | 3 | 50 | 16.7 | 31 | 0 |
| Pettis Norman | 2 | 24 | 12.0 | 16 | 0 |
| Lance Rentzel | 1 | 25 | 25.0 | 25 | 0 |
| Calvin Hill | 1 | 17 | 17.0 | 17 | 0 |
| Dennis Homan | 1 | 16 | 16.0 | 16 | 0 |
| Walt Garrison | 1 | 4 | 4.0 | 4 | 0 |
| Claxton Welch | 1 | 0 | 0.0 | 0 | 0 |

### INTERCEPTIONS

| Rams | No | Yds | Avg | LG | TD |
|---|---|---|---|---|---|
| Richie Petitbon | 1 | 5 | 5.0 | 5 | 0 |
| Jim Purnell | 1 | 0 | 0.0 | 0 | 0 |
| **Cowboys** | **No** | **Yds** | **Avg** | **LG** | **TD** |
| Otto Brown | 1 | 11 | 11.0 | 11 | 0 |

### PUNTING

| Rams | No | Yds | Avg | LG |
|---|---|---|---|---|
| Pat Studstill | 4 | 170 | 42.5 | 51 |
| **Cowboys** | **No** | **Yds** | **Avg** | **LG** |
| Ron Widby | 4 | 176 | 44.0 | 54 |

### PUNT RETURNS

| Rams | No | FC | Yds | Avg | LG | TD |
|---|---|---|---|---|---|---|
| Alvin Haymond | 2 | 0 | 18 | 9.0 | 9 | 0 |
| Ron Smith | 1 | 0 | 19 | 19.0 | 19 | 0 |
| **Cowboys** | **No** | **FC** | **Yds** | **Avg** | **LG** | **TD** |
| Mel Renfro | 2 | 1 | -1 | -1.0 | -1 | 0 |

### KICKOFF RETURNS

| Rams | No | Yds | Avg | LG | TD |
|---|---|---|---|---|---|
| Ron Smith | 1 | 17 | 17.0 | 17 | 0 |
| **Cowboys** | **No** | **Yds** | **Avg** | **LG** | **TD** |
| Richmond Flowers | 2 | 53 | 26.5 | 30 | 0 |
| Calvin Hill | 2 | 43 | 21.5 | 24 | 0 |

### RAMS STARTERS

| | | | |
|---|---|---|---|
| WR | Jack Snow | LE | Deacon Jones |
| LT | Charlie Cowan | LDT | Merlin Olsen |
| LG | Tom Mack | RDT | Coy Bacon |
| C | Ken Iman | RE | Diron Talbert |
| RG | Mike LaHood | LLB | Jack Pardee |
| RT | Mitch Johnson | MLB | Doug Woodlief |
| TE | Billy Truax | RLB | Jim Purnell |
| WR | Wendell Tucker | LC | Clarence Williams |
| QB | Roman Gabriel | RC | Jim Nettles |
| RB | Les Josephson | LS | Richie Petitbon |
| RB | Larry Smith | RS | Eddie Meador |

### PASSING

| Rams | Att | Com | Yds | Tkd/Yd | TD | LG | IN |
|---|---|---|---|---|---|---|---|
| Roman Gabriel | 17 | 12 | 224 | 1/5 | 4 | 67t | 0 |
| Les Josephson | 1 | 0 | 0 | 0/0 | 0 | 0 | 1 |
| Karl Sweetan | 1 | 0 | 0 | 0/0 | 0 | 0 | 0 |
| **Cowboys** | **Att** | **Com** | **Yds** | **Tkd/Yd** | **TD** | **LG** | **IN** |
| Craig Morton | 18 | 9 | 120 | 5/42 | 0 | 31 | 1 |
| Roger Staubach | 6 | 1 | 16 | 1/8 | 0 | 16 | 1 |

# 1969 Western Conference Playoff Game / Vikings 23, Rams 20

## Metropolitan Stadium, Bloomington, MN • Saturday, December 27, 1969

| | | | | | |
|---|---|---|---|---|---|
| RAMS | 7 | 10 | 0 | 3 | - 20 |
| Minnesota | 7 | 0 | 7 | 9 | - 23 |

RAMS - Klein 3-yard pass from Gabriel (Gossett kick)
MIN - Osborn 1-yard run (Cox kick)
RAMS - FG Gossett 20
RAMS - Truax 2-yars pass from Gabriel (Gossett kick)
MIN - Osborn 1-yard run (Cox kick)
RAMS - FG Gossett 27
MIN - Kapp 2-yard run (Cox kick)
MIN - Gabriel tackled in end zone by Eller for safety
PAID ATT -- 47,900

| | RAMS | VIKES |
|---|---|---|
| **First Downs** | 19 | 18 |
| Rushing | 10 | 7 |
| Passing | 9 | 10 |
| Penalty | 0 | 1 |
| **Total Net Yards** | 255 | 275 |
| Total Offensive Plays | 65 | 50 |
| Avg. Gain Per Play | 3.9 | 5.5 |
| **Rushes-Yards** | 30-126 | 29-97 |
| Avg. Gain Per Rush | 4.2 | 3.3 |
| **Net Passing Yards** | 129 | 178 |
| Att-Comp-Int | 32-22-1 | 19-12-2 |
| Avg. Gain Per Pass | 3.7 | 8.4 |
| **Sacks Allowed-Yards** | 3-21 | 2-18 |
| **Punts-Avg** | 3-36.3 | 3-39.3 |
| **Penalties-Yards** | 4-37 | 4-36 |
| **Fumbles-Lost** | .1-0 | 3-1 |

### RUSHING

| Rams | Att | Yds | Avg | LG | TD |
|---|---|---|---|---|---|
| Larry Smith | 11 | 60 | 5.5 | 12 | 0 |
| Roman Gabriel | 4 | 26 | 6.5 | 13 | 0 |
| Willie Ellison | 4 | 22 | 5.5 | 17 | 0 |
| Les Josephson | 10 | 16 | 1.6 | 7 | 0 |
| Tommy Mason | 1 | 2 | 2.0 | 2 | 0 |
| **Vikings** | **Att** | **Yds** | **Avg** | **LG** | **TD** |
| Joe Kapp | 7 | 42 | 6.0 | 15 | 1 |
| Dave Osborn | 13 | 30 | 2.3 | 12 | 2 |
| Bill Brown | 8 | 22 | 2.7 | 6 | 0 |
| Oscar Reed | 1 | 3 | 3.0 | 3 | 0 |

### RECEIVING

| Rams | No | Yds | Avg | LG | TD |
|---|---|---|---|---|---|
| Les Josephson | 7 | 41 | 5.6 | 13 | 0 |
| Larry Smith | 6 | 36 | 6.0 | 10 | 0 |
| Billy Truax | 5 | 47 | 9.4 | 18 | 1 |
| Wendell Tucker | 3 | 23 | 7.7 | 9 | 0 |
| Bob Klein | 1 | 3 | 3.0 | 3t | 1 |
| **Vikings** | **No** | **Yds** | **Avg** | **LG** | **TD** |
| Gene Washington | 4 | 90 | 22.5 | 41 | 0 |
| John Henderson | 4 | 68 | 17.0 | 24 | 0 |
| Bill Brown | 2 | 20 | 10.0 | 12 | 0 |
| Oscar Reed | 2 | 18 | 9.0 | 12 | 0 |

### INTERCEPTIONS

| Rams | No | Yds | Avg | LG | TD |
|---|---|---|---|---|---|
| Eddie Meador | 1 | 15 | 15.0 | 15 | 0 |
| Richie Petitbon | 1 | 4 | 4.0 | 4 | 0 |
| **Vikings** | **No** | **Yds** | **Avg** | **LG** | **TD** |
| Alan Page | 1 | 29 | 29.0 | 29 | 0 |

### PUNTING

| Rams | No | Yds | Avg | LG |
|---|---|---|---|---|
| Pat Studstill | 3 | 110 | 36.3 | 51 |
| **Vikings** | **No** | **Yds** | **Avg** | **LG** |
| Bob Lee | 3 | 118 | 39.3 | 43 |

### PUNT RETURNS

| Rams | No | FC | Yds | Avg | LG | TD |
|---|---|---|---|---|---|---|
| Alvin Haymond | 2 | 0 | 8 | 4.0 | 11 | 0 |
| Ron Smith | 0 | 1 | 0 | 0.0 | 0 | 0 |
| **Vikings** | **No** | **FC** | **Yds** | **Avg** | **LG** | **TD** |
| Charlie West | 1 | 0 | 6 | 6.0 | 6 | 0 |

### KICKOFF RETURNS

| Rams | No | Yds | Avg | LG | TD |
|---|---|---|---|---|---|
| Ron Smith | 3 | 47 | 15.7 | 18 | 0 |
| Alvin Haymond | 1 | 22 | 22.0 | 22 | 0 |
| **Vikings** | **No** | **Yds** | **Avg** | **LG** | **TD** |
| Charlie West | 4 | 93 | 23.3 | 28 | 0 |
| Bob Grim | 1 | 13 | 13.0 | 13 | 0 |
| Sammy White | 1 | 5 | 5.0 | 5 | 0 |

### SACKS

**Rams:** Coy Bacon 0.5, Merlin Olsen 0.5, Team 1.0
**Vikings:** Carl Eller 2.0, Jim Marshall 1.0

### RAMS STARTERS

| | | | |
|---|---|---|---|
| WR | Jack Snow | LE | Deacon Jones |
| LT | Charlie Cowan | LDT | Merlin Olsen |
| LG | Tom Mack | RDT | Coy Bacon |
| C | Ken Iman | RE | Diron Talbert |
| RG | Mike LaHood | LLB | Jack Pardee |
| RT | Bob Brown | MLB | Doug Woodlief |
| TE | Billy Truax | RLB | Maxie Baughan |
| WR | Wendell Tucker | LC | Clarence Williams |
| QB | Roman Gabriel | RC | Jim Nettles |
| RB | Larry Smith | LS | Richie Petitbon |
| RB | Les Josephson | RS | Eddie Meador |

### PASSING

| Rams | Att | Com | Yds | Tkd/Yd | TD | LG | IN |
|---|---|---|---|---|---|---|---|
| Roman Gabriel | 32 | 22 | 150 | 3/21 | 2 | 18 | 1 |
| **Vikings** | **Att** | **Com** | **Yds** | **Tkd/Yd** | **TD** | **LG** | **IN** |
| Joe Kapp | 19 | 12 | 196 | 2/18 | 0 | 41 | 2 |

# 1967 Playoff Bowl Game / Rams 30, Browns 6

## Orange Bowl, Miami, FL • Sunday, January 7, 1968

| | | | | | |
|---|---|---|---|---|---|
| Cleveland | 0 | 0 | 0 | 6 | - 6 |
| RAMS | 10 | 7 | 3 | 10 | - 11 |

RAMS - Casey 21-yard pass from Gabriel (Gossett kick)
RAMS - FG Gossett 41
RAMS - Truax 2-yard pass from Gabriel (Gossett kick)
RAMS - FG Gossett 46
CLE - Kelly 2-yard run (kick blocked)
RAMS - Ellison 9-yard run (Gossett kick)
RAMS - FG Gossett 19
PAID ATT -- 37,102

| | BROWNS | RAMS |
|---|---|---|
| **First Downs** | 12 | 21 |
| Rushing | 5 | 10 |
| Passing | 7 | 10 |
| Penalty | 0 | 1 |
| **Total Net Yards** | 205 | 385 |
| Total Offensive Plays | 65 | 74 |
| Avg. Gain Per Play | 3.2 | 5.2 |
| **Rushes-Yards** | 22-56 | 37-181 |
| Avg. Gain Per Rush | 2.5 | 4.9 |
| **Net Passing Yards** | 149 | 204 |
| Att-Comp-Int | 38-20-0 | 34-17-1 |
| Avg. Gain Per Pass | 3.9 | 6.0 |
| **Sacks Allowed-Yards** | 5-40 | 3-19 |
| **Punts-Avg** | 7-40.1 | 4-43.0 |
| **Penalties-Yards** | 3-36 | 5-65 |
| **Fumbles-Lost** | .4-3 | 2-1 |

### RUSHING

| Browns | Att | Yds | Avg | LG | TD |
|---|---|---|---|---|---|
| Leroy Kelly | 18 | 55 | 3.1 | 15 | 1 |
| Larry Conjar | 3 | 2 | 0.7 | 2 | 0 |
| Gary Lane | 1 | -1 | -1.0 | -1 | 0 |
| **Rams** | **Att** | **Yds** | **Avg** | **LG** | **TD** |
| Les Josephson | 15 | 70 | 4.7 | 11 | 0 |
| Dick Bass | 13 | 51 | 3.9 | 14 | 0 |
| Roman Gabriel | 4 | 33 | 8.2 | 21 | 0 |
| Willie Ellison | 3 | 17 | 5.7 | 9 | 0 |
| Tommy Mason | 2 | 10 | 5.0 | 7 | 0 |

### RECEIVING

| Browns | No | Yds | Avg | LG | TD |
|---|---|---|---|---|---|
| Paul Warfield | 6 | 75 | 12.5 | 34 | 0 |
| Clifton McNeil | 4 | 21 | 5.3 | 10 | 0 |
| Larry Collins | 3 | 39 | 13.0 | 25 | 0 |
| Larry Conjar | 3 | 20 | 6.7 | 8 | 0 |
| Milt Morin | 2 | 22 | 11.0 | 15 | 0 |
| Nick Pietrosante | 1 | 12 | 12.0 | 12 | 0 |
| Leroy Kelly | 1 | 0 | 0.0 | 0 | 0 |
| **Rams** | **No** | **Yds** | **Avg** | **LG** | **TD** |
| Bernie Casey | 6 | 82 | 13.7 | 22 | 1 |
| Les Josephson | 4 | 41 | 10.3 | 15 | 0 |
| Tommy Mason | 3 | 58 | 19.3 | 43 | 0 |
| Billy Truax | 2 | 13 | 6.5 | 11 | 1 |
| Dave Pivec | 1 | 25 | 25.0 | 25 | 0 |
| Jack Snow | 1 | 4 | 4.0 | 4 | 0 |

### INTERCEPTIONS

| Browns | No | Yds | Avg | LG | TD |
|---|---|---|---|---|---|
| Bob Matheson | 1 | 1 | 1.0 | 2 | 0 |
| **Rams** | **No** | **Yds** | **Avg** | **LG** | **TD** |
| None | | | | | |

### PUNTING

| Browns | No | Yds | Avg | LG |
|---|---|---|---|---|
| Gary Colins | 7 | 281 | 40.1 | 55 |
| **Rams** | **No** | **Yds** | **Avg** | **LG** |
| Jon Kilgore | 4 | 172 | 43.0 | 59 |

### PUNT RETURNS

| Browns | No | Yds | Avg | LG | TD |
|---|---|---|---|---|---|
| Ben Davis | 1 | 7 | 7.0 | 7 | 0 |
| Leroy Kelly | 1 | 5 | 5.0 | 5 | 0 |
| **Rams** | **No** | **Yds** | **Avg** | **LG** | **TD** |
| Eddie Meador | 1 | 6 | 6.0 | 6 | 0 |
| Irv Cross | 1 | 1 | 1.0 | 1 | 0 |

### KICKOFF RETURNS

| Browns | No | Yds | Avg | LG | TD |
|---|---|---|---|---|---|
| Ben Davis | 2 | 45 | 22.5 | 24 | 0 |
| Carl Ward | 2 | 31 | 15.5 | 18 | 0 |
| **Rams** | **No** | **Yds** | **Avg** | **LG** | **TD** |
| None | | | | | |

### RAMS STARTERS

| | | | |
|---|---|---|---|
| WR | Jack Snow | LE | Deacon Jones |
| LT | Joe Carollo | LDT | Merlin Olsen |
| LG | Tom Mack | RDT | Roger Brown |
| C | Ken Iman | RE | Lamar Lundy |
| RG | Joe Scibelli | LLB | Jack Pardee |
| RT | Charlie Cowan | MLB | Myron Pottios |
| TE | Billy Truax | RLB | Maxie Baughan |
| WR | Bernie Casey | LC | Clarence Williams |
| QB | Roman Gabriel | RC | Irv Cross |
| RB | Les Josephson | LS | Chuck Lamson |
| RB | Dick Bass | RS | Eddie Meador |

### PASSING

| Browns | Att | Com | Yds | Tkd/Yd | TD | LG | IN |
|---|---|---|---|---|---|---|---|
| Frank Ryan | 20 | 8 | 83 | 3/21 | 0 | 25 | 0 |
| Gary Lane | 18 | 12 | 106 | 2/19 | 0 | 34 | 0 |
| **Rams** | **Att** | **Com** | **Yds** | **Tkd/Yd** | **TD** | **LG** | **IN** |
| Roman Gabriel | 30 | 17 | 223 | 3/19 | 2 | 43 | 1 |
| Bill Munson | 2 | 0 | 0 | 0/0 | 0 | 0 | 0 |
| Les Josephson | 1 | 0 | 0 | 0/0 | 0 | 0 | 0 |
| Eddie Meador | 1 | 0 | 0 | 0/0 | 0 | 0 | 0 |

# 1967 Western Conference Playoff Game / Packers 30, Rams 7

## Milwaukee County Stadium, Milwaukee, WI • Saturday, December 23, 1967

| | | | | | |
|---|---|---|---|---|---|
| RAMS | 7 | 0 | 0 | 0 | - 7 |
| Green Bay | 0 | 14 | 7 | 7 | - 28 |

RAMS - Casey 29-yard pass from Gabriel (Gossett kick)
GB - Williams 46-yard run (Chandler kick)
GB - Dale 17-yard pass from Starr (Chandler kick)
GB - Mercein 6-yard run (Chandler kick)
GB - Williams 2-yard run (Chandler kick)
PAID ATT -- 49,861

| | RAMS | PACK |
|---|---|---|
| **First Downs** | 12 | 20 |
| Rushing | 2 | 11 |
| Passing | 9 | 8 |
| Penalty | 1 | 1 |
| **Total Net Yards** | 217 | 374 |
| Total Offensive Plays | 59 | 68 |
| Avg. Gain Per Play | 3.7 | 5.5 |
| **Rushes-Yards** | 28-75 | 45-163 |
| Avg. Gain Per Rush | 2.7 | 3.6 |
| **Net Passing Yards** | 142 | 211 |
| Att-Comp-Int | 31-11-1 | 23-17-1 |
| Avg. Gain Per Pass | 4.6 | 9.2 |
| **Sacks Allowed-Yards** | 5-44 | 1-11 |
| **Punts-Avg** | 5-32.6 | 6-39.3 |
| **Penalties-Yards** | 3-25 | 7-44 |
| **Fumbles-Lost** | .0-0 | 3-3 |

### RUSHING

| Rams | Att | Yds | Avg | LG | TD |
|---|---|---|---|---|---|
| Dick Bass | 14 | 40 | 2.9 | 15 | 0 |
| Les Josephson | 9 | 16 | 1.8 | 5 | 0 |
| Tommy Mason | 2 | 13 | 6.5 | 10 | 0 |
| Roman Gabriel | 3 | 6 | 2.0 | 3 | 0 |
| **Packers** | **Att** | **Yds** | **Avg** | **LG** | **TD** |
| Travis Williams | 18 | 88 | 4.9 | 46 | 2 |
| Donny Anderson | 12 | 52 | 4.3 | 18 | 0 |
| Chuck Mercien | 12 | 13 | 1.1 | 7 | 1 |
| Bart Starr | 2 | 8 | 4.0 | 4 | 0 |
| Ben Wilson | 1 | 2 | 2.0 | 2 | |
| 0 | | | | | |

### RECEIVING

| Rams | No | Yds | Avg | LG | TD |
|---|---|---|---|---|---|
| Bernie Casey | 5 | 82 | 16.4 | 29t | 1 |
| Billy Truax | 2 | 45 | 22.5 | 31 | 0 |
| Les Josephson | 2 | 30 | 15.0 | 22 | 0 |
| Jack Snow | 1 | 17 | 17.0 | 17 | 0 |
| Bucky Pope | 1 | 12 | 12.0 | 12 | 0 |
| **Packers** | **No** | **Yds** | **Avg** | **LG** | **TD** |
| Carroll Dale | 6 | 109 | 18.2 | 48 | 1 |
| Boyd Dowler | 3 | 35 | 11.7 | 17 | 0 |
| Marv Fleming | 3 | 30 | 10.0 | 12 | 0 |
| Donny Anderson | 2 | 30 | 15.0 | 25 | 0 |
| Chuck Mercien | 2 | 10 | 5.0 | 5 | 0 |
| Travis Williams | 1 | 8 | 8.0 | 8 | 0 |

### INTERCEPTIONS

| Rams | No | Yds | Avg | LG | TD |
|---|---|---|---|---|---|
| Chuck Lamson | 1 | 24 | 24.0 | 24 | 0 |
| **Packers** | **No** | **Yds** | **Avg** | **LG** | **TD** |
| Tom Brown | 1 | 20 | 20.0 | 20 | 0 |

### PUNTING

| Rams | No | Yds | Avg | LG |
|---|---|---|---|---|
| Jon Kilgore | 6 | 236 | 39.3 | 40 |
| **Packers** | **No** | **Yds** | **Avg** | **LG** |
| Don Chandler | 5 | 163 | 32.6 | 46 |

### PUNT RETURNS

| Rams | No | FC | Yds | Avg | LG | TD |
|---|---|---|---|---|---|---|
| Eddie Meador | 1 | 2 | 0 | 0.0 | 0 | 0 |
| Irv Cross | 0 | 1 | 0 | 0.0 | 0 | 0 |
| **Packers** | **No** | **FC** | **Yds** | **Avg** | **LG** | **TD** |
| Willie Wood | 2 | 3 | 5 | 2.5 | 5 | 0 |
| Tom Brown | 1 | 0 | 39 | 39.0 | 39 | 0 |

### KICKOFF RETURNS

| Rams | No | Yds | Avg | LG | TD |
|---|---|---|---|---|---|
| Willie Ellison | 2 | 54 | 27.0 | 39 | 0 |
| Irv Cross | 1 | 26 | 26.0 | 26 | 0 |
| Bob Nichols | 1 | 0 | 0.0 | 0 | 0 |
| **Packers** | **No** | **Yds** | **Avg** | **LG** | **TD** |
| Dave Robinson | 1 | 10 | 10.0 | 10 | 0 |
| Jim Flanigan | 1 | 9 | 9.0 | 9 | 0 |

### RAMS STARTERS

| | | | |
|---|---|---|---|
| WR | Jack Snow | LE | Deacon Jones |
| LT | Joe Carollo | LDT | Merlin Olsen |
| LG | Tom Mack | RDT | Roger Brown |
| C | Ken Iman | RE | Lamar Lundy |
| RG | Joe Scibelli | LLB | Jack Pardee |
| RT | Charlie Cowan | MLB | Myron Pottios |
| TE | Billy Truax | RLB | Maxie Baughan |
| WR | Bernie Casey | LC | Clarence Williams |
| QB | Roman Gabriel | RC | Irv Cross |
| RB | Dick Bass | LS | Chuck Lamson |
| RB | Les Josephson | RS | Eddie Meador |

### PASSING

| Rams | Att | Com | Yds | Tkd/Yd | TD | LG | IN |
|---|---|---|---|---|---|---|---|
| Roman Gabriel | 31 | 11 | 186 | 5/44 | 1 | 31 | 1 |
| **Packers** | **Att** | **Com** | **Yds** | **Tkd/Yd** | **TD** | **LG** | **IN** |
| Bart Starr | 23 | 17 | 222 | 1/11 | 1 | 48 | 1 |

# 1955 NFL Championship Game / Browns 38, Rams 14

## Los Angeles Coliseum, Los Angeles, CA • Monday, December 26, 1955

| | | | | |
|---|---|---|---|---|
| Cleveland | 3 | 14 | 14 | 7- 38 |
| RAMS | 0 | 7 | 0 | 7 - 14 |

CLE - FG Groza 26
CLE - Paul 65-yard interception return (Groza kick)
RAMS - Quinlan 67-yard pas from Van Brocklin (Richter kick)
CLE - Lavelli 50-yard pass from Graham (Groza kick)
CLE - Graham 15-yard run (Groza kick)
CLE - Graham 1-yard run (Groza kick)
CLE - Renfro 35-yard pass from Graham (Groza kick)
RAMS - Waller 4-yard run (Richter kick)
PAID ATT -- 85,693

| | BROWNS | RAMS |
|---|---|---|
| **First Downs** | 17 | 17 |
| Rushing | 7 | 8 |
| Passing | 10 | 8 |
| Penalty | 0 | 1 |
| **Total Net Yards** | 371 | 259 |
| Total Offensive Plays | 73 | 54 |
| Avg. Gain Per Play | 5.1 | 4.8 |
| **Rushes-Yards** | 48-169 | 26-116 |
| Avg. Gain Per Rush | 3.5 | 4.5 |
| **Net Passing Yards** | 202 | 143 |
| Att-Comp-Int | 25-14-3 | 28-11-7 |
| Avg. Gain Per Pass | 8.1 | 5.1 |
| **Punts-Avg** | 3-42.7 | 4-45.0 |
| **Penalties-Yards** | 5-74 | 2-10 |
| **Fumbles-Lost** | 0-0 | 1-1 |

### RAMS OFFENSIVE STARTERS

| | |
|---|---|
| LE | Tom Fears |
| LT | Glen Holtzman |
| LG | Duane Putnam |
| C | Bobby Cross |
| RG | John Hock |
| RT | Charley Toogood |
| RE | Elroy Hirsch |
| QB | Norm Van Brocklin |
| LH | Ron Waller |
| RH | Volney Quinlan |
| F | Dan Towler |

### RUSHING

| Browns | Att | Yds | Avg | LG | TD |
|---|---|---|---|---|---|
| Ed Modzelewski | 13 | 61 | 4.7 | 10 | 0 |
| Maurice Bassett | 11 | 49 | 4.5 | 12 | 0 |
| Fred Morrison | 11 | 33 | 3.0 | 5 | 0 |
| Otto Graham | 9 | 21 | 2.3 | 15t | 2 |
| Dub Jones | 1 | 3 | 3.0 | 3 | 0 |
| Bob Smith | 3 | 2 | 0.7 | 5 | 0 |
| **Rams** | **Att** | **Yds** | **Avg** | **LG** | **TD** |
| Dan Towler | 14 | 64 | 4.6 | 15 | 0 |
| Ron Waller | 11 | 48 | 4.4 | 13 | 1 |
| Bill Wade | 1 | 4 | 4.0 | 4 | 0 |

### RECEIVING

| Browns | No | Yds | Avg | LG | TD |
|---|---|---|---|---|---|
| Ed Modzelewski | 5 | 34 | 6.8 | 14 | 0 |
| Dante Lavelli | 3 | 95 | 31.7 | 50t | 1 |
| Ray Renfro | 2 | 49 | 24.5 | 35t | 1 |
| Dub Jones | 1 | 11 | 11.0 | 11 | 0 |
| Darrel Brewster | 1 | 9 | 9.0 | 9 | 0 |
| Fred Morrison | 1 | 7 | 7.0 | 7 | 0 |
| Maurice Bassett | 1 | 4 | 4.0 | 4 | 0 |
| **Rams** | **No** | **Yds** | **Avg** | **LG** | **TD** |
| Volney Quinlan | 5 | 116 | 23.2 | 67t | 1 |
| Ron Waller | 3 | 18 | 6.0 | 11 | 0 |
| Tom Fears | 1 | 16 | 16.0 | 16 | 0 |
| Elroy Hirsch | 1 | 9 | 9.0 | 9 | 0 |
| Dan Towler | 1 | 7 | 7.0 | 7 | 0 |

### INTERCEPTIONS

| Browns | No | Yds | Avg | LG | TD |
|---|---|---|---|---|---|
| Ken Konz | 2 | 12 | 6.0 | 12 | 0 |
| Don Paul | 1 | 65 | 65.0 | 65t | 1 |
| Tommy James | 1 | 11 | 11.0 | 11 | 0 |
| Sam Palumbo | 1 | 10 | 10.0 | 10 | 0 |
| Walt Michaels | 1 | 5 | 5.0 | 5 | 0 |
| Henry Ford | 1 | 0 | 0.0 | 0 | 0 |
| **Rams** | **No** | **Yds** | **Avg** | **LG** | **TD** |
| Don Burroughs | 1 | 24 | 24.0 | 24 | 0 |
| Larry Morris | 1 | 22 | 22.0 | 22 | 0 |
| Ed Hughes | 1 | 0 | 0.0 | 0 | 0 |

### PUNTING

| Browns | No | Yds | Avg | LG |
|---|---|---|---|---|
| Horace Gillom | 3 | 128 | 42.7 | 52 |
| **Rams** | **No** | **Yds** | **Avg** | **LG** |
| Norm Van Brocklin | 4 | 180 | 45.0 | 49 |

### PUNT RETURNS

| Browns | No | Yds | Avg | LG | TD |
|---|---|---|---|---|---|
| Ken Konz | 2 | 27 | 13.5 | 24 | 0 |
| Don Paul | 2 | 0 | 0.0 | 0 | 0 |
| **Rams** | **No** | **Yds** | **Avg** | **LG** | **TD** |
| Woodley Lewis | 1 | 9 | 9.0 | 9 | 0 |

### KICKOFF RETURNS

| Browns | No | Yds | Avg | LG | TD |
|---|---|---|---|---|---|
| Bob Smith | 2 | 41 | 20.5 | 21 | 0 |
| Don Paul | 1 | 0 | 0.0 | 0 | 0 |
| **Rams** | **No** | **Yds** | **Avg** | **LG** | **TD** |
| Woodley Lewis | 4 | 127 | 31.8 | 43 | 0 |
| Ron Waller | 3 | 88 | 29.3 | 32 | 0 |

### PASSING

| Browns | Att | Com | Yds | TD | LG | IN |
|---|---|---|---|---|---|---|
| Otto Graham | 25 | 14 | 209 | 2 | 50t | 3 |
| **Rams** | **Att** | **Com** | **Yds** | **TD** | **LG** | **IN** |
| Norm Van Brocklin | 25 | 11 | 166 | 1 | 67t | 6 |
| Bill Wade | 3 | 0 | 0 | 0 | 0 | 1 |

# 1952 NFL Conference Playoff Game / Lions 31, Rams 21

## Briggs Stadium, Detroit, MI • Sunday, December 21, 1952

| | | | | |
|---|---|---|---|---|
| RAMS | 0 | 7 | 0 | 14 - 21 |
| Detroit | 7 | 7 | 10 | 7 - 31 |

DET - Harder 12-yard run (Harder kick)
DET - Harder 3-yard run (Harder kick)
RAMS - Fears 15-yard pass from Van Brocklin (Waterfield kick)
DET - Hart 24-yard pass from Walker (Harder kick)
DET - FG Harder 43
RAMS - Towler 5-yard run (Waterfield kick)
RAMS - Smith 57-yard punt return (Waterfield kick)
DET - Hoernschmeyer 9-yard run (Harder kick)
PAID ATT -- 47,645

| | RAMS | LIONS |
|---|---|---|
| **First Downs** | 15 | 18 |
| Rushing | 5 | 11 |
| Passing | 8 | 7 |
| Penalty | 2 | 0 |
| **Total Net Yards** | 276 | 360 |
| Total Offensive Plays | 57 | 62 |
| Avg. Gain Per Play | 4.8 | 5.8 |
| **Rushes-Yards** | 29-128 | 39-173 |
| Avg. Gain Per Rush | 4.4 | 4.4 |
| **Net Passing Yards** | 179 | 192 |
| Att-Comp-Int | 28-18-1 | 23-11-4 |
| Avg. Gain Per Pass | 6.4 | 8.3 |
| **Punts-Avg** | 6-32.7 | 5-43.4 |
| **Penalties-Yards** | 2-14 | 5-35 |
| **Fumbles-Lost** | .0-0 | 2-2 |

### RAMS STARTERS

| | | | |
|---|---|---|---|
| LE | Tom Fears | LE | Larry Brink |
| LT | Don Simensen | LT | Jim Winkler |
| LG | Dick Daugherty | MG | Stan West |
| C | Leon McLaughlin | RT | Charley Toogood |
| RG | Harry Thompson | RE | Andy Robustelli |
| RT | Tom Dahms | LLB | Paul Younger |
| RE | Elroy Hirsch | RLB | Don Paul |
| QB | Norm Van Brocklin | LH | Jack Dwyer |
| LH | Dan Towler | RH | Woodley Lewis |
| RH | Verda Smith | LS | Jerry Williams |
| FB | Paul Younger | RS | Herb Rich |

### RUSHING

| Rams | Att | Yds | Avg | LG | TD |
|---|---|---|---|---|---|
| Volney Quinlan | 6 | 60 | 10.0 | 47 | 0 |
| Dan Towler | 13 | 54 | 4.2 | 17 | 1 |
| Paul Younger | 4 | 14 | 3.5 | 13 | 0 |
| Jack Myers | 2 | 8 | 4.0 | 5 | 0 |
| Verda Smith | 4 | -8 | -2.0 | 2 | 0 |
| **Lions** | **Att** | **Yds** | **Avg** | **LG** | **TD** |
| Pat Harder | 8 | 72 | 9.0 | 20 | 2 |
| Bob Hoernschmeyer | 11 | 49 | 4.5 | 10 | 1 |
| Doak Walker | 7 | 29 | 4.1 | 18 | 0 |
| Bobby Layne | 6 | 20 | 3.3 | 13 | 0 |
| Jack Christiansen | 4 | 9 | 2.3 | 6 | 0 |
| Ollie Cline | 3 | -6 | -2.0 | -2 | 0 |

### RECEIVING

| Rams | No | Yds | Avg | LG | TD |
|---|---|---|---|---|---|
| Tom Fears | 7 | 76 | 10.9 | 16 | 1 |
| Elroy Hirsch | 5 | 46 | 9.2 | 11 | 0 |
| Bob Carey | 3 | 30 | 10.0 | 7 | 0 |
| Jack Myers | 2 | 6 | 3.0 | 5 | 0 |
| Dan Towler | 1 | 21 | 21.0 | 21 | 0 |
| **Lions** | **No** | **Yds** | **Avg** | **LG** | **TD** |
| Leon Hart | 5 | 86 | 17.2 | 24t | 1 |
| Doak Walker | 2 | 75 | 37.5 | 51 | 0 |
| Cloyce Box | 2 | 20 | 10.0 | 11 | 0 |
| Pat Harder | 1 | 6 | 6.0 | 6 | 0 |
| Jack Christiansen | 1 | 5 | 5.0 | 5 | 0 |

### INTERCEPTIONS

| Rams | No | Yds | Avg | LG | TD |
|---|---|---|---|---|---|
| Norb Hecker | 1 | 20 | 20.0 | 20 | 0 |
| Stan West | 1 | 8 | 8.0 | 8 | 0 |
| Don Paul | 1 | 4 | 4.0 | 4 | 0 |
| Elroy Hirsch | 1 | 0 | 0.0 | 0 | 0 |
| **Lions** | **No** | **Yds** | **Avg** | **LG** | **TD** |
| LaVern Torgeson | 1 | 0 | 0.0 | 0 | 0 |

### PUNTING

| Rams | No | Yds | Avg | LG | O/B |
|---|---|---|---|---|---|
| Norm Van Brocklin | | 4 | 147 | 36.8 | 50 |
| 1 | | | | | |
| Bob Waterfield | 2 | 49 | 24.5 | 29 | 1 |
| **Lions** | **No** | **Yds** | **Avg** | **LG** | **O/B** |
| Robert Smith | 5 | 217 | 43.4 | 5 5 | |
| 1 | | | | | |

### PUNT RETURNS

| Rams | No | Yds | Avg | LG | TD |
|---|---|---|---|---|---|
| Verda Smith | 3 | 72 | 24.0 | 57t | 1 |
| Woodley Lewis | 1 | 4 | 4.0 | 4 | 0 |
| **Lions** | **No** | **Yds** | **Avg** | **LG** | **TD** |
| Yale Lary | 1 | 7 | 7.0 | 7 | 0 |

### KICKOFF RETURNS

| Rams | No | Yds | Avg | LG | TD |
|---|---|---|---|---|---|
| Woodley Lewis | 5 | 133 | 26.6 | 36 | 0 |
| **Lions** | **No** | **Yds** | **Avg** | **LG** | **TD** |
| Jack Christiansen | 3 | 71 | 23.7 | 34 | 0 |
| Yale Lary | 1 | 25 | 25.0 | 25 | 0 |

### PASSING

| Rams | Att | Com | Yds | TD | LG | IN |
|---|---|---|---|---|---|---|
| Norm Van Brocklin | 19 | 15 | 166 | 1 | 21 | 0 |
| Bob Waterfield | 9 | 3 | 13 | 0 | 7 | 1 |
| **Lions** | **Att** | **Com** | **Yds** | **TD** | **LG** | **IN** |
| Bobby Layne | 21 | 9 | 144 | 0 | 51 | 4 |
| Bob Hoernschmeyer | 1 | 1 | 24 | 0 | 24 | 0 |
| Doak Walker | 1 | 1 | 24 | 1 | 24t | 0 |

# 1951 NFL Championship Game / Rams 24, Browns 17

## Los Angeles Coliseum, Los Angeles, CA • Sunday, December 23, 1951

| | | | | | |
|---|---|---|---|---|---|
| RAMS | 0 | 7 | 7 | 10 | 24 |
| Cleveland | 0 | 10 | 0 | 7 | 17 |

CLE - FG Groza 52
CLE - Jones 17-yard pass from Graham (Groza kick)
RAMS - Towler 1-yard run (Waterfield kick)
RAMS - Hoerner 1-yard run (Waterfield kick)
RAMS - FG Waterfield 17
CLE - Carpenter 5-yard run (Groza kick)
RAMS - Fears 73-yard pass from Van Brocklin (Waterfield kick)
PAID ATT -- 57,522

| | RAMS | BROWNS |
|---|---|---|
| **First Downs** | 20 | 22 |
| Rushing | 9 | 6 |
| Passing | 9 | 16 |
| Penalty | 2 | 0 |
| **Total Net Yards** | 334 | 372 |
| Total Offensive Plays | 73 | 64 |
| Avg. Gain Per Play | 4.6 | 5.8 |
| **Rushes-Yards** | 43-81 | 23-92 |
| Avg. Gain Per Rush | 1.9 | 4.0 |
| **Net Passing Yards** | 253 | 280 |
| Att-Comp-Int | 30-13-2 | 41-19-3 |
| Avg. Gain Per Pass | 8.4 | 6.8 |
| **Punts-Avg** | 5-43.4 | 4-36.5 |
| **Penalties-Yards** | 5-25 | 6-41 |
| **Fumbles-Lost** | 2-1 | 4-1 |

### RAMS OFFENSIVE STARTERS

LE Tom Fears
LT Don Simensen
LG Dick Daugherty
C Leon McLaughlin
RG Bill Lange
RT Tom Dahms
RE Elroy Hirsch
QB Bob Waterfield
LH Dan Towler
RH Paul Younger
FB Dick Hoerner

### RUSHING

| Browns | Att | Yds | Avg | TD |
|---|---|---|---|---|
| Otto Graham | 5 | 43 | 8.6 | 0 |
| Marion Motley | 5 | 23 | 4.8 | 0 |
| Ken Carpenter | 4 | 14 | 3.5 | 1 |
| Dub Jones | 9 | 12 | 1.3 | 0 |
| **Rams** | **Att** | **Yds** | **Avg** | **TD** |
| Dan Towler | 16 | 36 | 2.3 | 1 |
| Paul Younger | 4 | 20 | 5.0 | 0 |
| Verda Smith | 9 | 15 | 1.7 | 0 |
| Bob Waterfield | 2 | 8 | 4.0 | 0 |
| Dick Hoerner | 5 | 5 | 1.0 | 1 |
| Norm Van Brocklin | 1 | 3 | 3.0 | 0 |
| Glenn Davis | 6 | -6 | -1.0 | 0 |

### RECEIVING

| Browns | No | Yds | Avg | LG | TD |
|---|---|---|---|---|---|
| Mac Speedie | 7 | 81 | 11.6 | 14 | 0 |
| Dub Jones | 4 | 62 | 15.5 | 26 | 1 |
| Dante Lavelli | 4 | 65 | 16.3 | 17 | 0 |
| Ken Carpenter | 3 | 49 | 16.3 | 17 | 0 |
| Marion Motley | 1 | 23 | 23.0 | 23 | 0 |
| **Rams** | **No** | **Yds** | **Avg** | **LG** | **TD** |
| Tom Fears | 4 | 146 | 36.5 | 73t | 1 |
| Elroy Hirsch | 4 | 66 | 16.5 | 20 | 0 |
| Glenn Davis | 2 | 10 | 5.0 | 11 | 0 |
| Verda Smith | 2 | 20 | 10.0 | 18 | 0 |
| Dick Hoerner | 1 | 13 | 13.0 | 13 | 0 |

### INTERCEPTIONS

| Browns | No | Yds | Avg | LG | TD |
|---|---|---|---|---|---|
| Tommy James | 1 | 0 | 0.0 | 0 | 0 |
| Warren Lahr | 1 | 0 | 0.0 | 0 | 0 |
| **Rams** | **No** | **Yds** | **Avg** | **LG** | **TD** |
| Marvin Johnson | 1 | 35 | 35.0 | 35 | 0 |
| Don Paul | 1 | 26 | 26.0 | 26 | 0 |
| Jerry Williams | 1 | 15 | 15.0 | 15 | 0 |

### PUNTING

| Browns | No | Yds | Avg | LG | O/B |
|---|---|---|---|---|---|
| Horace Gillom | 4 | 146 | 36.5 | 38 | 0 |
| **Rams** | **No** | **Yds** | **Avg** | **LG** | **O/B** |
| Bob Waterfield | 5 | 217 | 43.4 | 51 | 1 |

### PUNT RETURNS

| Browns | No | FC | Yds | Avg | LG | TD |
|---|---|---|---|---|---|---|
| Cliff Lewis | 1 | 0 | 13 | 13.0 | 13 | 0 |
| Ken Carpenter | 1 | 0 | 1 | 1.0 | 1 | 0 |
| **Rams** | **No** | **FC** | **Yds** | **Avg** | **LG** | **TD** |
| Tom Kalmanir | 0 | 1 | 0 | 0.0 | 0 | 0 |
| Verda Smith | 0 | 1 | 0 | 0.0 | 0 | 0 |

### KICKOFF RETURNS

| Browns | No | Yds | Avg | LG |
|---|---|---|---|---|
| **TD** | | | | |
| Ken Carpenter | 5 | 132 | 26.4 | 35 |
| 0 | | | | |
| **Rams** | **No** | **Yds** | **Avg** | **LG** |
| **TD** | | | | |
| None | | | | |

### PASSING

| Browns | Att | Com | Yds | TD | LG | IN |
|---|---|---|---|---|---|---|
| Otto Graham | 40 | 19 | 280 | 1 | 26 | 3 |
| Ken Carpenter | 1 | 0 | 0 | 0 | 0 | 0 |
| **Rams** | **Att** | **Com** | **Yds** | **TD** | **LG** | **IN** |
| Bob Waterfield | 24 | 9 | 125 | 0 | 20 | 2 |
| Norm Van Brocklin | 6 | 4 | 128 | 1 | 73t | 0 |

# 1950 NFL Championship Game / Browns 30, Rams 28

## Cleveland Stadium, Cleveland, OH • Sunday, December 24, 1950

| | | | | | |
|---|---|---|---|---|---|
| RAMS | 14 | 0 | 14 | 0 | 28 |
| Cleveland | 7 | 6 | 7 | 10 | 30 |

RAMS - Davis 82-yard pass from Waterfield (Waterfield kick)
RAMS - Hoerner 3-yard run (Waterfield kick)
CLE - Jones 31-yard pass from Graham (Groza kick)
CLE - Lavelli 35-yard pass from Graham (kick failed)
CLE - Lavelli 39-yard pass from Graham (Groza kick)
RAMS - Hoerner 1-yard run (Waterfield kick)
RAMS - Brinks 6-yard fumble recovery (Waterfield kick)
CLE - Bumgardner 14-yard pass from Graham (Groza kick)
CLE - FG Groza 16
PAID ATT -- 29,751

| | BROWNS | RAMS |
|---|---|---|
| **First Downs** | 22 | 22 |
| Rushing | 8 | 9 |
| Passing | 13 | 12 |
| Penalty | 1 | 1 |
| **Total Net Yards** | 414 | 418 |
| Total Offensive Plays | 68 | 58 |
| Avg. Gain Per Play | 6.1 | 7.2 |
| **Rushes-Yards** | 25-116 | 36-106 |
| Avg. Gain Per Rush | 4.6 | 2.9 |
| **Net Passing Yards** | 298 | 312 |
| Att-Comp-Int | 33-22-1 | 32-18-5 |
| Avg. Gain Per Pass | 9.0 | 9.8 |
| **Punts-Avg** | 5-38.4 | 4-50.8 |
| **Penalties-Yards** | 3-25 | 4-48 |
| **Fumbles-Lost** | .3-3 | 0-0 |

### RAMS OFFENSIVE STARTERS

LE Tom Fears
LT Dick Huffman
LG Jack Finlay
C Fred Naumetz
RG Harry Thompson
RT Bob Reinhard
RE Jack Zilly
QB Bob Waterfield
LH Glenn Davis
RH Verda Smith
FB Dick Hoerner

### RUSHING

| Rams | Att | Yds | Avg | LG | TD |
|---|---|---|---|---|---|
| Dick Hoerner | 24 | 86 | 3.6 | 24 | 2 |
| Verda Smith | 4 | 11 | 2.8 | 15 | 0 |
| Glenn Davis | 6 | 6 | 1.0 | 9 | 0 |
| Bob Waterfield | 1 | 2 | 2.0 | 2 | 0 |
| Ralph Pasquariello | 1 | 1 | 1.0 | 1 | 0 |
| **Browns** | **Att** | **Yds** | **Avg** | **LG** | **TD** |
| Otto Graham | 12 | 99 | 8.3 | 21 | 0 |
| Marion Motley | 6 | 9 | 1.5 | 10 | 0 |
| Dub Jones | 2 | 4 | 2.0 | 3 | 0 |
| Rex Bumgardner | 5 | 2 | 0.4 | 5 | 0 |
| Dante Lavelli | 0 | 2 | 2.0 | 2 | 0 |

### RECEIVING

| Rams | No | Yds | Avg | LG | TD |
|---|---|---|---|---|---|
| Tom Fears | 9 | 136 | 15.1 | 44 | 0 |
| Glenn Davis | 8 | 88 | 44.0 | 82t | 1 |
| Elroy Hirsch | 4 | 42 | 10.5 | 23 | 0 |
| Verda Smith | 3 | 46 | 15.3 | 38 | 0 |
| **Browns** | **No** | **Yds** | **Avg** | **LG** | **TD** |
| Dante Lavelli | 11 | 128 | 11.6 | 39t | 2 |
| Dub Jones | 4 | 80 | 20.0 | 31t | 1 |
| Rex Bumgardner | 4 | 46 | 11.5 | 15 | 1 |
| Horace Gillom | 1 | 29 | 29.0 | 29 | 0 |
| Mac Speedie | 1 | 17 | 17.0 | 17 | 0 |
| Marion Motley | 1 | -2 | -2.0 | -2 | 0 |

### INTERCEPTIONS

| Rams | No | Yds | Avg | LG | TD |
|---|---|---|---|---|---|
| Fred Naumetz | 1 | 11 | 11.0 | 11 | 0 |
| **Browns** | **No** | **Yds** | **Avg** | **LG** | **TD** |
| Warren Lahr | 2 | 14 | 7.0 | n/a | 0 |
| Ken Gorgal | 1 | 33 | 33.0 | 33 | 0 |
| Hal Herring | 1 | 7 | 7.0 | 7 | 0 |
| Tommy Thompson | 1 | 0 | 0.0 | 0 | 0 |

### PUNTING

| Rams | No | Yds | Avg | LG |
|---|---|---|---|---|
| Bob Waterfield | 4 | 203 | 50.8 | 61 |
| **Browns** | **No** | **Yds** | **Avg** | **LG** |
| Horace Gillom | 5 | 192 | 38.4 | 68 |

### PUNT RETURNS

| Rams | No | Yds | Avg | LG | TD |
|---|---|---|---|---|---|
| Glenn Davis | 1 | 14 | 14.0 | 14 | 0 |
| Tom Kalmanir | 1 | 0 | 0.0 | 0 | 0 |
| **Browns** | **No** | **Yds** | **Avg** | **LG** | **TD** |
| Cliff Lewis | 2 | 22 | 11.0 | 16 | 0 |

### KICKOFF RETURNS

| Rams | No | Yds | Avg | LG | TD |
|---|---|---|---|---|---|
| Verda Smith | 3 | 59 | 19.7 | 29 | 0 |
| Jerry Williams | 1 | 35 | 35.0 | 35 | 0 |
| Tom Kalmanir | 1 | 32 | 32.0 | 32 | 0 |
| **Browns** | **No** | **Yds** | **Avg** | **LG** | **TD** |
| Ken Carpenter | 3 | 58 | 19.3 | 28 | 0 |

### PASSING

| Rams | Att | Com | Yds | TD | LG | IN |
|---|---|---|---|---|---|---|
| Bob Waterfield | 31 | 18 | 312 | 1 | 82t | 4 |
| Norm Van Brocklin | 1 | 0 | 0 | 0 | 0 | 0 |
| **Browns** | **Att** | **Com** | **Yds** | **TD** | **LG** | **IN** |
| Otto Graham | 32 | 22 | 298 | 4 | 39t | 1 |
| Tommy James | 1 | 0 | 0 | 0 | 0 | 0 |

# 1950 NFL Conference Game / Rams 24, Bears 14

## Los Angeles Coliseum, Los Angeles, CA • Sunday, December 17, 1950

| | | | | | |
|---|---|---|---|---|---|
| Chicago | 0 | 7 | 0 | 7 | - 14 |
| RAMS | 3 | 14 | 7 | 0 | - 24 |

RAMS - FG Waterfield 43
CHI - Campana 22-yard run (Lujack kick)
RAMS - Fears 68-yard pass from Waterfield (Waterfield kick)
RAMS - Fears 27-yard pass from Waterfield (Waterfield kick)
RAMS - Fears 22-yard pass from Waterfield (Waterfield kick)
CHI - Morrison 4-yard run (Lujack kick)
PAID ATT -- 83,501

| | BEARS | RAMS |
|---|---|---|
| **First Downs** | 23 | 11 |
| Rushing | 12 | 4 |
| Passing | 10 | 6 |
| Penalty | 1 | 1 |
| **Total Net Yards** | 422 | 371 |
| Total Offensive Plays | 77 | 63 |
| Avg. Gain Per Play | 5.5 | 5.9 |
| **Rushes-Yards** | 48-229 | 32-74 |
| Avg. Gain Per Rush | 4.8 | 2.3 |
| **Net Passing Yards** | 193 | 297 |
| Att-Comp-Int | 29-15-3 | 31-16-1 |
| Avg. Gain Per Pass | 6.7 | 9.6 |
| **Punts-Avg** | 7-44.0 | 10-44.9 |
| **Penalties-Yards** | 5-45 | 8-74 |
| **Fumbles-Lost** | .3-2 | 1-1 |

### RAMS OFFENSIVE STARTERS

| | |
|---|---|
| LE | Tom Fears |
| LT | Dick Huffman |
| LG | Jack Finlay |
| C | Fred Naumetz |
| RG | Harry Thompson |
| RT | Bob Reinhard |
| RE | Jack Zilly |
| QB | Bob Waterfield |
| LH | Glenn Davis |
| RH | Tom Kalmanir |
| FB | Dick Hoerner |

### RUSHING

| Bears | Att | Yds | Avg | TD |
|---|---|---|---|---|
| George Gulyanics | 15 | 94 | 6.3 | 0 |
| Julie Rykovich | 14 | 67 | 4.8 | 0 |
| Fred Morrison | 6 | 36 | 6.0 | 1 |
| Jack Hoffman | 5 | 16 | 3.2 | 0 |
| Al Campana | 3 | 7 | 2.3 | 1 |
| Chuck Hunsinger | 2 | 7 | 3.5 | 0 |
| Johnny Lujack | 3 | 2 | 0.7 | 0 |
| **Rams** | **Att** | **Yds** | **Avg** | **TD** |
| Dick Hoerner | 7 | 18 | 2.6 | 0 |
| Glenn Davis | 8 | 15 | 1.9 | 0 |
| Paul Barry | 8 | 16 | 2.0 | 0 |
| Verda Smith | 3 | 12 | 4.0 | 0 |
| Jerry Williams | 1 | 6 | 6.0 | 0 |
| Ralph Pasquariello | 1 | 3 | 3.0 | 0 |
| Bob Waterfield | 2 | 2 | 1.0 | 0 |
| Dan Towler | 2 | 2 | 1.0 | 0 |

### RECEIVING

| Bears | No | Yds | Avg | LG | TD |
|---|---|---|---|---|---|
| George Gulyanics | 6 | 67 | 11.2 | 18 | 0 |
| Jim Keane | 3 | 50 | 16.7 | 19 | 0 |
| Fred Morrison | 2 | 44 | 22.0 | 26 | 0 |
| J.R. Boone | 1 | 13 | 13.0 | 13 | 0 |
| Harper Davis | 1 | 5 | 5.0 | 5 | 0 |
| Ken Kavanaugh | 1 | 6 | 6.0 | 6 | 0 |
| Julie Rykovich | 1 | 8 | 8.0 | 8 | 0 |
| **Rams** | **No** | **Yds** | **Avg** | **LG** | **TD** |
| Tom Fears | 7 | 198 | 28.3 | 68t | 3 |
| Glenn Davis | 3 | 6 | 2.0 | 6 | 0 |
| Elroy Hirsch | 2 | 46 | 23.0 | 29 | 0 |
| Bob Boyd | 1 | -4 | -4.0 | -4 | 0 |
| Dick Hoerner | 1 | 9 | 9.0 | 9 | 0 |
| Verda Smith | 1 | 35 | 35.0 | 35 | 0 |
| Dan Towler | 1 | 7 | 7.0 | 7 | 0 |

### INTERCEPTIONS

| Bears | No | Yds | Avg | LG | TD |
|---|---|---|---|---|---|
| George McAfee | 1 | 20 | 20.0 | 20 | 0 |
| **Rams** | **No** | **Yds** | **Avg** | **LG** | **TD** |
| Woodley Lewis | 1 | 28 | 28.0 | 28 | 0 |
| Tom Keane | 1 | 18 | 18.0 | 18 | 0 |
| Elroy Hirsch | 1 | 10 | 10.0 | 10 | 0 |

### PUNTING

| Bears | No | Yds | Avg | LG | O/B |
|---|---|---|---|---|---|
| Fred Morrison | 7 | 308 | 44.0 | 49 | 1 |
| **Rams** | **No** | **Yds** | **Avg** | **LG** | **O/B** |
| Norm Van Brocklin | 4 | 173 | 43.3 | 51 | 1 |
| Bob Waterfield | 6 | 276 | 46.0 | 67 | 0 |

### PUNT RETURNS

| Bears | No | FC | Yds | Avg | LG | TD |
|---|---|---|---|---|---|---|
| George McAfee | 6 | 0 | 77 | 12.8 | 18 | 0 |
| **Rams** | **No** | **FC** | **Yds** | **Avg** | **LG** | **TD** |
| Tom Kalmanir | 2 | 1 | 14 | 7.0 | 10 | 0 |
| Glenn Davis | 1 | 0 | 8 | 8.0 | 8 | 0 |

### KICKOFF RETURNS

| Bears | No | Yds | Avg | LG | TD |
|---|---|---|---|---|---|
| Chuck Hunsinger | 2 | 31 | 15.5 | 24 | 0 |
| **Rams** | **No** | **Yds** | **Avg** | **LG** | **TD** |
| None | | | | | |

### PASSING

| Bears | Att | Com | Yds | TD | LG | IN |
|---|---|---|---|---|---|---|
| Johnny Lujack | 29 | 15 | 193 | 0 | 26 | 3 |
| **Rams** | **Att** | **Com** | **Yds** | **TD** | **LG** | **IN** |
| Bob Waterfield | 21 | 14 | 280 | 3 | 68t | 1 |
| Norm Van Brocklin | 10 | 2 | 17 | 0 | 9 | 0 |

# 1949 NFL Championship Game / Eagles 14, Rams 0

## Los Angeles Coliseum, Los Angeles, CA • Sunday, December 18, 1949

| | | | | | |
|---|---|---|---|---|---|
| Philadelphia | 0 | 7 | 7 | 0 | - 14 |
| RAMS | 0 | 0 | 0 | 0 | - 0 |

PHI - Pihos 31-yard pass from Thompson (Patton kick)
PHI - Skladany 2-yard blocked punt return (Patton kick)
PAID ATT -- 27,980

| | EAGLES | RAMS |
|---|---|---|
| **First Downs** | 17 | 7 |
| Rushing | 12 | 0 |
| Passing | 4 | 6 |
| Penalty | 1 | 1 |
| **Total Net Yards** | 342 | 119 |
| Total Offensive Plays | 70 | 51 |
| Avg. Gain Per Play | 4.9 | 2.3 |
| **Rushes-Yards** | 61-274 | 24-21 |
| Avg. Gain Per Rush | 4.5 | 0.9 |
| **Net Passing Yards** | 68 | 98 |
| Att-Comp-Int | 9-5-1 | 27-10-2 |
| Avg. Gain Per Pass | 7.6 | |
| 3.6 | | |
| **Punts-Avg** | 6-36.3 | 9-38.1 |
| **Penalties-Yards** | 6-40 | 4-25 |
| **Fumbles-Lost** | .1-1 | 4-0 |

### RAMS OFFENSIVE STARTERS

| | |
|---|---|
| LE | Tom Fears |
| LT | Dick Huffman |
| LG | Hal Dean |
| C | Fred Naumetz |
| RG | Ray Yagiello |
| RT | Gilbert Bouley |
| RE | Jack Zilly |
| QB | Bob Waterfield |
| LH | Fred Gehrke |
| RH | Verda Smith |
| FB | Dick Hoerner |

### RUSHING

| Eagles | Att | Yds | Avg | TD |
|---|---|---|---|---|
| Steve Van Buren | 31 | 196 | 6.3 | 0 |
| Jim Parmer | 15 | 41 | 2.7 | 0 |
| Clyde Scott | 6 | 23 | 3.8 | 0 |
| Tommy Thompson | 4 | 7 | 1.8 | 0 |
| Frank Ziegler | 3 | 4 | 1.3 | 0 |
| Bosh Pritchard | 1 | 2 | 2.0 | 0 |
| Jack Myers | 1 | 1 | 1.0 | 0 |
| **Rams** | **Att** | **Yds** | **Avg** | **TD** |
| Fred Gehrke | 3 | 13 | 4.3 | 0 |
| Verda Smith | 6 | 11 | 1.8 | 0 |
| Dick Hoerner | 7 | 10 | 1.4 | 0 |
| Bob Waterfield | 2 | 3 | 1.5 | 0 |
| Elroy Hirsch | 2 | 0 | 0.0 | 0 |
| Tom Kalmanir | 2 | 0 | 0.0 | 0 |
| Norm Van Brocklin | 2 | -16 | -8.0 | 0 |

### RECEIVING

| Eagles | No | Yds | Avg | TD |
|---|---|---|---|---|
| Jack Ferrante | 2 | 27 | 13.5 | 0 |
| Pete Pihos | 1 | 31 | 31.0 | 1 |
| Clyde Scott | 1 | 17 | 17.0 | 0 |
| Tommy Thompson | 1 | -7 | -7.0 | 0 |
| **Rams** | **No** | **Yds** | **Avg** | **TD** |
| Dick Huffman | 2 | 26 | 13.0 | 0 |
| Bob Shaw | 2 | 21 | 10.5 | 0 |
| Tom Fears | 2 | 15 | 7.5 | 0 |
| Verda Smith | 2 | 11 | 6.5 | 0 |
| Dick Hoerner | 1 | 19 | 19.0 | 0 |
| Paul Younger | 1 | 6 | 6.0 | 0 |

### INTERCEPTIONS

| Eagles | No | Yds | Avg | TD |
|---|---|---|---|---|
| Frank Reagan | 1 | 0 | 0.0 | 0 |
| **Rams** | **No** | **Yds** | **Avg** | **TD** |
| Don Currivan | 2 | 0 | 0.0 | 0 |

### PUNTING

| Eagles | No | Yds | Avg | BL |
|---|---|---|---|---|
| Joe Muha | 6 | 218 | 36.3 | 0 |
| **Rams** | **No** | **Yds** | **Avg** | **BL** |
| Bob Waterfield | 8 | 343 | 42.9 | 1 |

### PUNT RETURNS

| Eagles | No | FC | Yds | Avg | TD |
|---|---|---|---|---|---|
| Clyde Scott | 2 | 0 | 0 | 0.0 | 0 |
| Frank Ziegler | 2 | 0 | 0 | 0.0 | 0 |
| **Rams** | **No** | **FC** | **Yds** | **Avg** | **TD** |
| Verda Smith | 2 | 0 | 17 | 8.5 | 0 |

### KICKOFF RETURNS

| Eagles | No | Yds | Avg | TD |
|---|---|---|---|---|
| Clyde Scott | 1 | 35 | 35.0 | 0 |
| **Rams** | **No** | **Yds** | **Avg** | **TD** |
| Verda Smith | 1 | 20 | 20.0 | 0 |

### PASSING

| Eagles | Att | Com | Yds | TD | IN |
|---|---|---|---|---|---|
| Tommy Thompson | 9 | 5 | 68 | 1 | 2 |
| **Rams** | **Att** | **Com** | **Yds** | **TD** | **IN** |
| Norm Van Brocklin | 14 | 5 | 55 | 0 | 0 |
| Bob Waterfield | 13 | 5 | 43 | 0 | 1 |

# 1945 NFL Championship Game / Rams 15, Washington 14

## Municipal Stadium, Cleveland, OH • Sunday, December 16, 1945

| | | | | | |
|---|---|---|---|---|---|
| Washington | 0 | 7 | 7 | 0 | - 14 |
| RAMS | 2 | 7 | 6 | 0 | - 15 |

RAMS - Pass by Baugh from end zone struck goalpost for automatic safety
WAS - Bagarus 38-yard pass from Filchok (Aguirre kick)
RAMS - Benton 37-yard pass from Waterfield (Waterfield kick)
RAMS - Gillette 44-yard pass from Waterfield (failed)
WAS - Seymour 8-yard pass from Filchok (Aguirre kick)
PAID ATT -- 32,178

| | 'SKINS | RAMS |
|---|---|---|
| **First Downs** | 8 | 14 |
| Rushing | 3 | 9 |
| Passing | 4 | 4 |
| Penalty | 1 | 1 |
| **Total Net Yards** | 211 | 372 |
| Total Offensive Plays | 54 | 71 |
| Avg. Gain Per Play | 3.9 | 5.2 |
| **Rushes-Yards** | 34-35 | 44-180 |
| Avg. Gain Per Rush | 1.0 | 4.1 |
| **Net Passing Yards** | 179 | 192 |
| Att-Comp-Int | 20-9-2 | 27-14-2 |
| Avg. Gain Per Pass | 9.0 | 7.1 |
| **Punts-Avg** | 7-38.9 | 8-37.9 |
| **Penalties-Yards** | 4-29 | 6-60 |
| **Fumbles-Lost** | .1-0 | 1-1 |

### RAMS OFFENSIVE STARTERS

| | |
|---|---|
| LE | Floyd Konetsky |
| LT | Eberle Schultz |
| LG | Riley Matheson |
| C | Michael Scarry |
| RG | Milan Lazetich |
| RT | Gilbert Bouley |
| RE | Emil Pritko |
| QB | Albie Reisz |
| LH | Stephen Nemeth |
| RH | James Gillette |
| FB | Pat West |

### RUSHING

| **Redskins** | **Att** | **Yds** | **Avg** | **TD** |
|---|---|---|---|---|
| Merle Condit | 9 | 18 | 2.0 | 0 |
| Sal Rosato | 6 | 17 | 2.8 | 0 |
| Frank Akins | 6 | 16 | 2.7 | 0 |
| Bob DeFruiter | 1 | 15 | 15.0 | 0 |
| Cecil Hare | 2 | 6 | 3.0 | 0 |
| Dick Todd | 1 | 1 | 1.0 | 0 |
| Bill DeCorrevont | 1 | -2 | -2.0 | 0 |
| Steve Bagarus | 5 | -4 | -0.8 | 0 |
| Frank Filchok | 3 | -32 | -10.7 | 0 |
| **Rams** | **Att** | **Yds** | **Avg** | **TD** |
| James Gillette | 17 | 101 | 5.9 | 0 |
| Fred Gehrke | 7 | 29 | 4.1 | 0 |
| Donald Greenwood | 9 | 19 | 2.1 | 0 |
| Pat West | 3 | 17 | 5.7 | 0 |
| Albie Reisz | 3 | 14 | 4.7 | 0 |
| George Koch | 2 | 1 | 0.5 | 0 |
| Bob Waterfield | 3 | -1- | -0.3 | 0 |

### RECEIVING

| **Redskins** | **No** | **Yds** | **Avg** | **TD** |
|---|---|---|---|---|
| Steve Bagarus | 3 | 95 | 31.7 | 1 |
| Cecil Hare | 2 | 20 | 10.0 | 0 |
| Les Dye | 1 | 44 | 44.0 | 0 |
| Doug Turley | 1 | 11 | 11.0 | 0 |
| Bob Seymour | 1 | 8 | 8.0 | 1 |
| Merle Condit | 1 | 1 | 1.0 | 0 |
| **Rams** | **No** | **Yds** | **Avg** | **TD** |
| Jim Benton | 9 | 125 | 5.9 | 1 |
| James Gillette | 2 | 45 | 22.5 | 1 |
| Emil Pritko | 2 | 17 | 8.5 | 0 |
| Pat West | 1 | 5 | 5.0 | 0 |

### INTERCEPTIONS

| **Redskins** | **No** | **Yds** | **Avg** | **TD** |
|---|---|---|---|---|
| Ki Aldrich | 2 | 11 | 6.5 | 0 |
| **Rams** | **No** | **Yds** | **Avg** | **TD** |
| Pat West | 1 | 19 | 19.0 | 0 |
| Albie Reisz | 1 | 16 | 16.0 | 0 |

### PUNTING

| **Redskins** | **No** | **Yds** | **Avg** |
|---|---|---|---|
| Sammy Baugh | 7 | 272 | 38.9 |
| **Rams** | **No** | **Yds** | **Avg** |
| Bob Waterfield | 8 | 303 | 37.9 |

### PUNT RETURNS

| **Redskins** | **No** | **FC** | **Yds** | **Avg** | **TD** |
|---|---|---|---|---|---|
| Steve Bagarus | 4 | 0 | 52 | 13.0 | 0 |
| Dick Todd | 1 | 0 | 15 | 15.0 | 0 |
| **Rams** | **No** | **FC** | **Yds** | **Avg** | **TD** |
| Albie Reisz | 3 | 0 | 37 | 12.3 | 0 |

### PASSING

| **Redskins** | **Att** | **Com** | **Yds** | **TD** | **IN** |
|---|---|---|---|---|---|
| Frank Filchok | 14 | 8 | 172 | 1 | 2 |
| Sammy Baugh | 6 | 1 | 7 | 0 | 0 |
| **Rams** | **Att** | **Com** | **Yds** | **TD** | **IN** |
| Bob Waterfield | 27 | 14 | 192 | 2 | 2 |



Frozen Cleveland Stadium in 1945 NFL Championship Game. Straw helped warm players' feet.

# Series Results

## ARIZONA CARDINALS
(Rams lead series, 43-38-2)

| | | |
|---|---|---|
| 1937 | **Cardinals, 6-0** | **Cle** |
| | Cardinals, 13-7 | Chi |
| 1938 | **Cardinals, 7-6** | **Cle** |
| | Cardinals, 31-17 | Chi |
| 1939 | Rams, 24-0 | Chi |
| | **Rams, 14-0** | **Cle** |
| 1940 | **Rams, 26-14** | **Cle** |
| | Cardinals, 17-7 | Chi |
| 1941 | Rams, 10-6 | Chi |
| | **Cardinals, 7-0** | **Cle** |
| 1942 | Cardinals, 7-0 | Buf |
| | **Rams, 7-3** | **Cle** |
| 1945 | **Rams, 21-0** | **Cle** |
| | Rams, 35-21 | Chi |
| 1946 | Cardinals, 34-10 | Chi |
| | **Rams, 17-14** | **LA** |
| 1947 | **Rams, 27-7** | **LA** |
| | Cardinals, 17-10 | Chi |
| 1948 | **Cardinals, 27-22** | **LA** |
| | Cardinals, 27-24 | Chi |
| 1949 | Tie, 28-28 | Chi |
| | **Cardinals, 31-27** | **LA** |
| 1951 | **Rams, 45-21** | **LA** |
| 1953 | Tie, 24-24 | Chi |
| 1954 | **Rams, 28-17** | **LA** |
| 1958 | Rams, 20-14 | Chi |
| 1960 | **Cardinals, 43-21** | **LA** |
| 1965 | Rams, 27-3 | StL |
| 1968 | Rams, 24-13 | StL |
| 1970 | **Rams, 34-13** | **LA** |
| 1972 | Cardinals, 24-14 | StL |
| 1975 | ***Rams, 35-23** | **LA** |
| 1976 | **Cardinals, 30-28** | **LA** |
| 1979 | **Rams, 21-0** | **LA** |
| 1980 | Rams, 21-13 | StL |
| 1984 | Rams, 16-13 | StL |
| 1985 | **Rams, 46-14** | **LA** |
| 1986 | Rams, 16-10 | StL |
| 1987 | Rams, 27-24 | StL |
| 1988 | **Cardinals, 41-27** | **LA** |
| 1989 | **Rams, 37-14** | **LA** |
| 1991 | **Cardinals, 24-14** | **LA** |
| 1992 | **Cardinals, 20-14** | **LA** |
| 1993 | Cardinals, 38-10 | Az |
| 1994 | **Rams, 14-12** | **LA** |
| 1996 | Cardinals, 31-28 OT | Az |
| 1998 | **Cardinals 20-17** | **StL** |
| 2002 | Rams, 27-14 | Az |
| | **Rams, 30-28** | **StL** |
| 2003 | **Rams, 37-13** | **StL** |
| | Rams, 30-27 OT | Az |
| 2004 | **Rams, 17-10** | **StL** |
| | Cardinals, 31-7 | Az |
| 2005 | Rams, 17-12 | Az |
| | **Cardinals, 38-28** | **StL** |
| 2006 | Rams, 16-14 | Az |
| | **Cardinals, 34-20** | **StL** |
| 2007 | **Cardinals, 34-31** | **StL** |
| | Cardinals, 48-19 | Az |
| 2008 | **Cardinals, 34-13** | **StL** |
| | Cardinals, 34-10 | Az |
| 2009 | **Cardinals, 21-13** | **StL** |
| | Cardinals, 31-10 | Az |
| 2010 | **Cardinals, 17-13** | **StL** |
| | Rams, 19-6 | Az |
| 2011 | **Cardinals, 23-20** | **StL** |
| | Cardinals, 19-13 | Az |
| 2012 | **Rams, 17-3** | **StL** |
| | Rams, 31-17 | Az |
| 2013 | **Rams, 27-24** | **StL** |
| | Cardinals, 30-10 | Az |
| 2014 | Cardinals, 31-14 | Az |
| | **Cardinals, 12-6** | **StL** |
| 2015 | Rams, 24-22 | Az |
| | **Cardinals, 27-3** | **StL** |
| 2016 | Rams, 17-13 | Az |
| | **Cardinals, 44-6** | **LA** |
| 2017 | ^Rams, 33-0 | London |
| | Rams, 32-16 | Az |
| 2018 | **Rams, 34-0** | **LA** |
| | Rams, 31-9 | Az |
| 2019 | Rams, 34-7 | Az |
| | **Rams, 31-24** | **LA** |

Points: Rams 1,687, Cardinals 1,583
***NFC Divisional Playoff ^International Series

## ATLANTA FALCONS
(Rams lead series, 48-30-2)

| | | |
|---|---|---|
| 1966 | Rams, 19-14 | Atl |
| 1967 | Rams 31-3 | Atl |
| | **Rams, 20-3** | **LA** |
| 1968 | **Rams, 27-14** | **LA** |
| | Rams, 17-10 | Atl |
| 1969 | **Rams, 17-7** | **LA** |
| | Rams, 38-6 | Atl |
| 1970 | **Tie, 10-10** | **LA** |
| | Rams, 17-7 | Atl |
| 1971 | **Tie, 20-20** | **LA** |
| | Rams, 24-16 | Atl |
| 1972 | Falcons, 31-3 | Atl |
| | **Rams, 20-7** | **LA** |
| 1973 | **Rams, 31-0** | **LA** |
| | Falcons, 15-13 | Atl |
| 1974 | **Rams, 21-0** | **LA** |
| | Rams, 30-7 | Atl |
| 1975 | **Rams, 22-7** | **LA** |
| | Rams, 16-7 | Atl |
| 1976 | Rams, 30-14 | Atl |
| | **Rams, 59-0** | **LA** |
| 1977 | Falcons, 17-6 | Atl |
| | **Rams, 23-7** | **LA** |
| 1978 | **Rams, 10-0** | **LA** |
| | Falcons, 15-7 | Atl |
| 1979 | **Rams, 20-14** | **LA** |
| | Rams, 34-13 | Atl |
| 1980 | Falcons, 13-10 | Atl |
| | **Rams, 20-17 OT** | **LA** |
| 1981 | Rams, 37-35 | Atl |
| | **Rams, 21-16** | **LA** |
| 1982 | Falcons, 34-17 | Atl |
| 1983 | **Rams, 27-21** | **LA** |
| | Rams, 36-13 | Atl |
| 1984 | **Falcons, 30-28** | **LA** |
| | Rams, 24-10 | Atl |
| 1985 | **Rams, 17-6** | **LA** |
| | Falcons, 30-14 | Atl |
| 1986 | Falcons, 26-14 | Atl |
| | **Rams, 14-7** | **LA** |
| 1987 | Falcons, 24-20 | Atl |
| | **Rams, 33-0** | **LA** |
| 1988 | Rams, 33-0 | Atl |
| | **Rams, 22-7** | **LA** |
| 1989 | Rams, 31-21 | Atl |
| | **Rams, 26-14** | **LA** |
| 1990 | **Rams, 44-24** | **LA** |
| | Falcons, 20-13 | Atl |
| 1991 | Falcons, 31-14 | Atl |
| | **Falcons, 31-14** | **LA** |
| 1992 | Falcons, 30-28 | Atl |
| | **Rams, 38-27** | **LA** |
| 1993 | Falcons, 30-24 | Atl |
| | **Falcons, 13-0** | **LA** |
| 1994 | Falcons, 31-13 | Atl |
| | **Falcons, 8-5** | **LA** |
| 1995 | **Rams, 21-19** | **StL** |
| | Falcons, 31-6 | Atl |
| 1996 | **Rams, 59-16** | **StL** |
| | Rams, 34-27 | Atl |
| 1997 | Falcons, 34-31 | Atl |
| | **Falcons, 27-21** | **StL** |
| 1998 | Falcons, 37-15 | Atl |
| | **Falcons, 21-10** | **StL** |
| 1999 | **Rams, 35-7** | **StL** |
| | Rams, 41-13 | Atl |
| 2000 | Rams, 41-20 | Atl |
| | **Rams, 45-29** | **StL** |
| 2001 | Rams, 35-6 | Atl |
| | **Rams, 31-13** | **StL** |
| 2003 | **Rams, 36-0** | **StL** |
| 2004 | Falcons, 34-17 | Atl |
| 2004 | ***Falcons, 47-17 | Atl |
| 2007 | **Rams, 28-16** | **StL** |
| 2008 | Falcons, 31-27 | Atl |
| 2010 | **Falcons, 34-17** | **StL** |
| 2013 | Falcons, 31-24 | Atl |
| 2016 | **Falcons, 42-14** | **LA** |
| 2017 | **Falcons, 26-13** | **LA** |
| 2019 | Rams, 37-10 | Atl |

Points: Rams 1,877, Falcons 1,404

** NFC Wild Card Playoff
*** NFC Divisional Playoff

# Series Results

## BALTIMORE RAVENS
(Ravens lead series, 5-2)

| | | |
|---|---|---|
| 1996 | Ravens, 37-31 OT | Bal |
| 1999 | **Rams, 27-10** | **StL** |
| 2003 | **Rams, 33-22** | **StL** |
| 2007 | Ravens, 22-3 | Bal |
| 2011 | **Ravens, 37-7** | **StL** |
| 2015 | Ravens, 16-13 | Bal |
| 2019 | **Ravens, 45-6** | **LA** |

Points: Rams 120, Ravens 189

## BUFFALO BILLS
(Bills lead series, 7-5)

| | | |
|---|---|---|
| 1970 | Rams, 19-0 | Buf |
| 1974 | **Rams, 19-14** | **LA** |
| 1980 | Bills, 10-7 OT | Buf |
| 1983 | **Rams, 41-17** | **LA** |
| 1989 | Bills, 23-20 | Buf |
| 1992 | Bills, 40-7 | Buf |
| 1995 | **Bills, 45-27** | **StL** |
| 1998 | Rams, 34-33 | Buf |
| 2004 | Bills, 37-17 | Buf |
| 2008 | **Bills, 31-14** | **StL** |
| 2012 | Rams, 15-12 | Buf |
| 2016 | **Bills, 30-19** | **LA** |

Points: Rams 239, Bills 292

## CAROLINA PANTHERS
(Panthers lead series, 13-9)

| | | |
|---|---|---|
| 1995 | Rams, 31-10 | Car |
| | **Rams, 28-17** | **StL** |
| 1996 | Panthers, 45-13 | Car |
| | **Panthers, 20-10** | **StL** |
| 1997 | **Panthers, 16-10** | **StL** |
| | Rams, 30-18 | Car |
| 1998 | **Panthers 24-20** | **StL** |
| | Panthers 20-13 | Car |
| 1999 | **Rams, 35-10** | **StL** |
| | Rams, 34-21 | Car |
| 2000 | **Panthers, 27-24** | **StL** |
| | Panthers, 16-3 | Car |
| 2001 | **Rams, 48-14** | **StL** |
| | Rams, 38-32 | Car |
| 2003 | ***Panthers, 29-23** (2OT) | **StL** |
| 2004 | Panthers, 20-7 | Car |
| 2006 | Panthers, 15-0 | Car |
| 2007 | **Panthers, 27-13** | **StL** |
| 2010 | **Rams, 20-10** | **StL** |
| 2013 | Panthers, 30-15 | Car |
| 2016 | **Panthers, 13-10** | **LA** |
| 2019 | Rams, 30-27 | Car |

Points: Rams 455, Panthers 461
*NFC Divisional Playoff

## CHICAGO BEARS
(Bears lead series, 54-37-3)

| | | |
|---|---|---|
| 1937 | **Bears, 15-7** | **Cle** |
| | Bears, 20-2 | Chi |
| 1938 | Rams, 14-7 | Chi |
| | **Rams, 23-21** | **Cle** |
| 1939 | **Bears, 30-21** | **Cle** |
| | Bears, 35-21 | Chi |
| 1940 | **Bears, 21-14** | **Cle** |
| | Bears, 47-25 | Chi |
| 1941 | **Bears, 48-21** | **Cle** |
| | Bears, 31-13 | Chi |
| 1942 | **Bears, 21-7** | **Cle** |
| | Bears, 47-0 | Chi |
| 1944 | **Rams, 19-7** | **Cle** |
| | Bears, 28-21 | Chi |
| 1945 | **Rams, 17-0** | **Cle** |
| | Rams, 41-21 | Chi |
| 1946 | Tie, 28-28 | Chi |
| | **Bears, 27-21** | **LA** |
| 1947 | **Bears, 41-21** | **LA** |
| | Rams, 17-14 | Chi |
| 1948 | Bears, 42-21 | Chi |
| | **Bears, 21-6** | **LA** |
| 1949 | Rams, 31-16 | Chi |
| | **Rams, 27-24** | **LA** |
| 1950 | **Bears, 24-20** | **LA** |
| | Bears, 24-14 | Chi |
| | ***Rams, 24-14** | **LA** |
| 1951 | Rams, 42-17 | Chi |
| 1952 | **Rams, 31-7** | **LA** |
| | Rams, 40-24 | Chi |
| 1953 | **Rams, 38-24** | **LA** |
| | Bears, 24-21 | Chi |
| 1954 | **Rams, 42-38** | **LA** |
| | Bears, 24-13 | Chi |
| 1955 | **Bears, 31-20** | **LA** |
| | Bears, 24-3 | Chi |
| 1956 | **Bears, 35-24** | **LA** |
| | Bears, 30-21 | Chi |
| 1957 | Bears, 34-26 | Chi |
| | **Bears, 16-10** | **LA** |
| 1958 | Bears, 31-10 | Chi |
| | **Rams, 41-35** | **LA** |
| 1959 | Rams, 28-21 | Chi |
| | **Bears, 26-21** | **LA** |
| 1960 | Bears, 34-27 | Chi |
| | **Tie, 24-24** | **LA** |
| 1961 | **Bears, 21-17** | **LA** |
| | Bears, 28-24 | Chi |
| 1962 | **Bears, 27-23** | **LA** |
| | Bears, 30-14 | Chi |
| 1963 | **Bears, 52-14** | **LA** |
| | Bears, 6-0 | Chi |
| 1964 | Bears, 38-17 | Chi |
| | **Bears, 34-24** | **LA** |
| 1965 | **Rams, 30-28** | **LA** |
| | Bears, 31-6 | Chi |
| 1966 | **Rams, 31-17** | **LA** |
| | Bears, 17-10 | Chi |
| 1967 | Rams, 28-17 | Chi |
| 1968 | **Bears, 17-16** | **LA** |
| 1969 | Rams, 9-7 | Chi |
| 1971 | **Rams, 17-3** | **LA** |
| 1972 | Tie, 13-13 | Chi |
| 1973 | Rams, 26-0 | Chi |
| 1975 | **Rams, 38-10** | **LA** |
| 1976 | **Rams, 20-12** | **LA** |
| 1977 | Bears, 24-23 | Chi |
| 1979 | Bears, 27-23 | Chi |
| 1981 | Rams, 24-7 | Chi |
| 1982 | **Bears, 34-26** | **LA** |
| 1983 | **Rams, 21-14** | **LA** |
| 1984 | **Rams, 29-13** | **LA** |
| 1985 | ****Bears, 24-0 | Chi |
| 1986 | Rams, 20-17 | Chi |
| 1988 | **Rams, 23-3** | **LA** |
| 1989 | Bears, 20-10 | Chi |
| 1990 | Bears, 38-9 | Chi |
| 1993 | **Rams, 20-6** | **LA** |
| 1994 | Bears, 27-13 | Chi |
| 1995 | **Rams, 34-28** | **StL** |
| 1996 | Bears, 35-9 | Chi |
| 1997 | **Bears, 13-10** | **StL** |
| 1998 | Rams, 20-12 | Chi |
| 1999 | **Rams, 34-12** | **StL** |
| 2002 | **Rams, 21-16** | **StL** |
| 2003 | Rams, 23-21 | Chi |
| 2006 | **Bears, 42-27** | **StL** |
| 2008 | **Bears, 27-3** | **StL** |
| 2009 | Bears, 17-9 | Chi |
| 2012 | Bears, 23-16 | Chi |
| 2013 | **Rams, 42-21** | **StL** |
| 2015 | **Bears, 37-13** | **StL** |
| 2018 | Bears, 15-6 | Chi |
| 2019 | **Rams, 17-7** | **LA** |

Points: Rams 1,870, Bears 2,161
*Conference Playoff
****NFC Championship

# Series Results

## CINCINNATI BENGALS
(Bengals lead series, 8-6)

| | | |
|---|---|---|
| 1972 | **Rams, 15-12** | **LA** |
| 1976 | Bengals, 20-12 | Cin |
| 1978 | **Bengals, 20-19** | **LA** |
| 1981 | Bengals, 24-10 | Cin |
| 1984 | Rams, 24-14 | Cin |
| 1990 | **Bengals, 34-31 OT** | **LA** |
| 1993 | Bengals, 15-3 | Cin |
| 1996 | **Rams, 26-16** | **StL** |
| 1999 | Rams, 38-10 | Cin |
| 2003 | **Rams, 27-10** | **StL** |
| 2007 | Bengals, 19-10 | Cin |
| 2011 | **Bengals, 20-13** | **StL** |
| 2015 | Bengals, 31-7 | Cin |
| 2019 | **Rams, 24-10** | **LA** |

Points: Rams 279, Bengals 255

## CLEVELAND BROWNS
(Rams lead series, 13-11)

| | | |
|---|---|---|
| 1950 | *Browns, 30-28 | Cle |
| 1951 | **Browns, 38-23** | **LA** |
| | ***Rams, 24-17** | **LA** |
| 1952 | Browns, 37-7 | Cle |
| 1955 | ***Browns, 38-14** | **LA** |
| 1957 | Browns, 45-31 | Cle |
| 1958 | **Browns, 30-27** | **LA** |
| 1963 | Browns, 20-6 | Cle |
| 1965 | **Rams, 42-7** | **LA** |
| 1968 | Rams, 24-6 | Cle |
| 1973 | **Rams, 30-17** | **LA** |
| 1977 | Rams, 9-0 | Cle |
| 1978 | Browns, 30-19 | Cle |
| 1981 | **Rams, 27-16** | **LA** |
| 1984 | **Rams, 20-17** | **LA** |
| 1987 | Browns, 30-17 | Cle |
| 1990 | Rams, 38-23 | Cle |
| 1993 | **Browns, 42-14** | **LA** |
| 1999 | **Rams, 34-3** | **StL** |
| 2003 | Rams, 26-20 | Cle |
| 2007 | **Browns, 27-20** | **StL** |
| 2011 | Rams, 13-12 | Cle |
| 2015 | **Rams, 24-6** | **StL** |
| 2019 | Rams, 20-13 | Cle |

Points: Rams 537, Browns 524
*Conference Playoff

## DALLAS COWBOYS
(Series tied, 17-17)

| | | |
|---|---|---|
| 1960 | Rams, 38-13 | Dal |
| 1962 | **Cowboys, 27-17** | **LA** |
| 1967 | Rams, 35-13 | Dal |
| 1969 | **Rams, 24-23** | **LA** |
| 1971 | Cowboys, 28-21 | Dal |
| 1973 | **Rams, 37-31** | **LA** |
| | ***Cowboys, 27-16 | Dal |
| 1975 | Cowboys, 18-7 | Dal |
| | ****Cowboys, 37-7** | **LA** |
| 1976 | ***Rams, 14-12 | Dal |
| 1978 | **Rams, 27-14** | **LA** |
| | ****Cowboys, 28-0** | **LA** |
| 1979 | Cowboys, 30-6 | Dal |
| | ***Rams, 21-19 | Dal |
| 1980 | **Rams, 38-14** | **LA** |
| | **Cowboys, 34-13 | Dal |
| 1981 | Cowboys, 29-17 | Dal |
| 1983 | **Rams, 24-17 | Dal |
| 1984 | **Cowboys, 20-13** | **LA** |
| 1985 | ***Rams, 20-0** | **LA** |
| 1986 | **Rams, 29-10** | **LA** |
| 1987 | **Cowboys, 29-21** | **LA** |
| 1989 | Rams, 35-31 | Dal |
| 1990 | **Cowboys, 24-21** | **LA** |
| 1992 | Rams, 27-23 | Dal |
| 2002 | **Cowboys, 13-10** | **StL** |
| 2005 | Rams, 20-10 | Dal |
| 2007 | Cowboys, 35-7 | Dal |
| 2008 | **Rams, 34-14** | **StL** |
| 2011 | Cowboys, 34-7 | Dal |
| 2013 | Cowboys, 31-7 | Dal |
| 2014 | **Cowboys, 34-31** | **StL** |
| 2017 | Rams, 35-30 | Dal |
| 2018 | ***Rams, 30-22** | **LA** |
| 2019 | Cowboys, 44-21 | Dal |

Points: Rams 730, Cowboys 818
**NFC First Round Playoff
***NFC Divisional Playoff
****NFC Championship

## DENVER BRONCOS
(Rams lead series, 9-5)

| | | |
|---|---|---|
| 1972 | **Broncos, 16-10** | **LA** |
| 1974 | Rams, 17-10 | Den |
| 1979 | Rams, 13-9 | Den |
| 1982 | **Broncos, 27-24** | **LA** |
| 1985 | **Rams, 20-16** | **LA** |
| 1988 | Broncos, 35-24 | Den |
| 1994 | **Rams, 27-21** | **LA** |
| 1997 | Broncos, 35-14 | Den |
| 2000 | **Rams, 41-36** | **StL** |
| 2002 | Broncos, 23-16 | Den |
| 2006 | **Rams, 18-10** | **StL** |
| 2010 | Rams, 36-33 | Den |
| 2014 | **Rams, 22-7** | |
| **StL** | | |
| 2018 | Rams, 23-20 | Den |

Points: Rams 305, Broncos 298

# Series Results

## DETROIT LIONS
(Rams lead series, 44-41-1)

| | | |
|---|---|---|
| 1937 | **Lions, 28-0** | **Cle** |
| | Lions, 27-7 | Det |
| 1938 | **Rams, 21-17** | **Cle** |
| | Lions, 6-0 | Det |
| 1939 | Lions, 15-7 | Det |
| | **Rams 14-3** | **Cle** |
| 1940 | Lions, 6-0 | Det |
| | **Rams, 24-0** | **Cle** |
| 1941 | Lions, 17-7 | Det |
| | **Lions, 14-0** | **Cle** |
| 1942 | Rams, 14-0 | Det |
| | **Rams, 27-7** | **Cle** |
| 1944 | Rams, 20-17 | Det |
| | **Lions, 26-14** | **Cle** |
| 1945 | Rams, 28-21 | Det |
| 1946 | **Rams, 35-14** | **LA** |
| | Rams, 41-20 | Det |
| 1947 | Rams, 27-13 | Det |
| | **Rams, 28-17** | **LA** |
| 1948 | **Rams, 44-7** | **LA** |
| | Rams, 34-27 | Det |
| 1949 | **Rams, 27-24** | **LA** |
| | Rams, 21-20 | Det |
| 1950 | Rams, 30-28 | Det |
| | **Rams, 65-24** | **LA** |
| 1951 | Rams, 27-21 | Det |
| | **Lions, 24-22** | **LA** |
| 1952 | **Lions, 17-14** | **LA** |
| | Lions, 24-16 | Det |
| | *Lions, 31-21 | Det |
| 1953 | Rams, 31-19 | Det |
| | **Rams, 37-24** | **LA** |
| 1954 | Lions, 21-3 | Det |
| | **Lions, 27-24** | **LA** |
| 1955 | Rams, 17-10 | Det |
| | **Rams, 24-13** | **LA** |
| 1956 | Lions, 24-21 | Det |
| | **Lions, 16-7** | **LA** |
| 1957 | Lions, 10-7 | Det |
| | **Rams, 35-17** | **LA** |
| 1958 | Rams, 42-28 | Det |
| | **Lions, 41-24** | **LA** |
| 1959 | **Lions, 17-7** | **LA** |
| | Lions, 23-17 | Det |
| 1960 | **Rams, 48-35** | **LA** |
| | Lions, 12-10 | Det |
| 1961 | Lions, 14-13 | Det |
| | **Lions, 28-10** | **LA** |
| 1962 | Lions, 13-10 | Det |
| | **Lions, 12-3** | **LA** |
| 1963 | **Lions, 23-2** | **LA** |
| | Rams, 28-21 | Det |
| 1964 | **Tie, 17-17** | **LA** |
| | Lions, 37-17 | Det |
| 1965 | Lions, 20-0 | Det |
| | **Lions, 31-7** | **LA** |
| 1966 | Rams, 14-7 | Det |
| | **Rams, 23-3** | **LA** |
| 1967 | Rams, 31-7 | Det |
| 1968 | **Rams, 10-7** | **LA** |
| 1969 | Lions, 28-0 | Det |
| 1970 | **Lions, 28-23** | **LA** |
| 1971 | Rams, 21-13 | Det |
| 1972 | **Lions, 34-17** | **LA** |
| 1974 | **Rams, 16-13** | **LA** |
| 1975 | Rams, 20-0 | Det |
| 1976 | Rams, 20-17 | Det |
| 1980 | **Lions, 41-20** | **LA** |
| 1981 | **Rams, 20-13** | **LA** |
| 1982 | **Lions, 19-14** | **LA** |
| 1983 | **Rams, 21-10** | **LA** |
| 1986 | **Rams, 14-10** | **LA** |
| 1987 | Rams, 37-16 | Det |
| 1988 | **Rams, 17-10** | **LA** |
| 1991 | Lions, 21-10 | Det |
| 1993 | **Lions, 16-13** | **LA** |
| 1999 | Lions, 31-27 | Det |
| 2001 | Rams, 35-0 | Det |
| 2003 | Lions, 30-20 | Det |
| 2006 | **Rams, 41-34** | **StL** |
| 2009 | Rams, 17-10 | Det |
| 2010 | Lions, 44-6 | Det |
| 2012 | Lions, 27-24 | Det |
| 2015 | **Rams, 21-14** | **StL** |
| 2016 | Lions, 31-28 | Det |
| 2018 | Rams, 30-16 | Det |

Points: Rams 1,705, Lions 1,608
*Conference Playoff

## GREEN BAY PACKERS
(Rams lead series, 47-46-2)

| | | |
|---|---|---|
| 1937 | Packers, 35-7 | GB |
| | **Packers, 35-10** | **Cle** |
| 1938 | Packers, 26-17 | GB |
| | **Packers, 28-7** | **Cle** |
| 1939 | Rams, 27-24 | GB |
| | **Packers, 7-6** | **Cle** |
| 1940 | Packers, 31-14 | GB |
| | Tie, 13-13 | Cle |
| 1941 | Packers, 24-7 | Mil |
| | **Packers, 17-14** | **Cle** |
| 1942 | **Packers, 31-12** | **Cle** |
| | Packers, 45-28 | GB |
| 1944 | Packers, 30-21 | GB |
| | **Packers, 42-7** | **Cle** |
| 1945 | Rams 27-14 | GB |
| | **Rams, 20-7** | **Cle** |
| 1946 | Rams, 21-17 | Mil |
| | **Rams, 38-17** | **LA** |
| 1947 | Packers, 17-14 | Mil |
| | **Packers, 30-10** | **LA** |
| 1948 | Packers, 16-0 | GB |
| | **Rams, 24-10** | **LA** |
| 1949 | Rams, 48-7 | GB |
| | **Rams, 35-7** | **LA** |
| 1950 | Rams, 45-14 | Mil |
| | **Rams, 51-14** | **LA** |
| 1951 | Rams, 28-0 | Mil |
| | **Rams, 42-14** | **LA** |
| 1952 | Rams, 30-28 | Mil |
| | **Rams, 45-27** | **LA** |
| 1953 | Rams, 38-20 | Mil |
| | **Rams, 33-17** | **LA** |
| 1954 | Packers, 35-17 | Mil |
| | **Rams, 35-27** | **LA** |
| 1955 | Packers, 30-28 | Mil |
| | **Rams, 31-17** | **LA** |
| 1956 | Packers, 42-17 | Mil |
| | **Rams, 49-21** | **LA** |
| 1957 | Rams, 31-27 | Mil |
| | **Rams, 42-17** | **LA** |
| 1958 | Rams, 20-7 | GB |
| | **Rams, 34-20** | **LA** |
| 1959 | Rams, 45-6 | Mil |
| | **Packers, 38-20** | **LA** |
| 1960 | Rams, 33-31 | Mil |
| | **Packers, 35-21** | **LA** |
| 1961 | Packers, 35-17 | GB |
| | **Packers, 24-17** | **LA** |
| 1962 | Packers, 41-10 | Mil |
| | **Packers, 20-17** | **LA** |
| 1963 | Packers, 42-10 | GB |
| | **Packers, 31-14** | **LA** |
| 1964 | Rams, 27-17 | Mil |
| | **Tie, 24-24** | **LA** |
| 1965 | Packers, 6-3 | Mil |
| | **Rams, 21-10** | **LA** |
| 1966 | Packers, 24-13 | GB |
| | **Packers, 27-23** | **LA** |
| 1967 | **Rams, 27-24** | **LA** |
| | *Packers, 28-7 | Mil |
| 1968 | Rams, 16-14 | Mil |
| 1969 | **Rams, 34-21** | **LA** |
| 1970 | Rams, 31-21 | GB |
| 1971 | **Rams, 30-13** | **LA** |
| 1973 | **Rams, 24-7** | **LA** |
| 1974 | Packers, 17-6 | Mil |
| 1975 | **Rams, 22-5** | **LA** |
| 1977 | Rams, 24-6 | Mil |
| 1978 | **Rams, 31-14** | **LA** |
| 1980 | **Rams, 51-21** | **LA** |
| 1981 | **Rams, 35-23** | **LA** |
| 1982 | Packers, 35-23 | Mil |
| 1983 | Packers, 27-24 | Mil |
| 1984 | Packers, 31-6 | Mil |
| 1985 | **Rams, 34-17** | **LA** |
| 1988 | Rams, 34-7 | GB |
| 1989 | **Rams, 41-38** | **LA** |
| 1990 | Packers, 36-24 | GB |
| 1991 | **Rams, 23-21** | **LA** |
| 1992 | Packers, 28-13 | GB |
| 1993 | Packers, 36-6 | Mil |
| 1994 | Packers, 24-17 | GB |
| 1995 | Rams, 17-14 | GB |
| 1996 | **Packers, 24-9** | **StL** |
| 1997 | Packers, 17-7 | GB |
| 2001 | ****Rams, 45-17** | **StL** |
| 2003 | **Rams, 34-24** | **StL** |
| 2004 | Packers, 45-17 | GB |
| 2006 | Rams, 23-20 | GB |
| 2007 | **Packers, 33-14** | **StL** |
| 2009 | **Packers, 36-17** | **StL** |
| 2011 | Packers, 24-3 | GB |
| 2012 | **Packers, 30-20** | **StL** |
| 2015 | Packers, 24-10 | GB |
| 2018 | **Rams, 29-27** | **LA** |

Points: Rams 2,186, Packers 2,166
*Conference Playoff
**Divisional PlayoffS

# Series Results

## HOUSTON TEXANS
(Rams lead series, 3-1)

| | | |
|---|---|---|
| 2005 | Rams, 33-27 OT | Hou |
| 2009 | Texans, 16-13 | Stl |
| 2013 | Rams, 38-13 | Hou |
| 2017 | Rams, 33-7 | |
| LA | | |

Points: Rams 117, Texans 63

## INDIANAPOLIS COLTS
(Colts lead series, 23-19-2)

| | | |
|---|---|---|
| 1953 | Rams, 21-13 | Bal |
| | **Rams, 45-2** | **LA** |
| 1954 | Rams, 48-0 | Bal |
| | **Colts, 22-21** | **LA** |
| 1955 | Tie, 17-17 | Bal |
| | **Rams, 20-14** | **LA** |
| 1956 | Colts, 56-21 | Bal |
| | **Rams, 31-7** | **LA** |
| 1957 | Colts, 31-14 | Bal |
| | **Rams, 37-21** | **LA** |
| 1958 | Colts, 34-7 | Bal |
| | **Rams, 30-28** | **LA** |
| 1959 | Colts, 35-21 | Bal |
| | **Colts, 45-26** | **LA** |
| 1960 | Colts, 31-17 | Bal |
| | **Rams, 10-3** | **LA** |
| 1961 | Colts, 27-24 | Bal |
| | **Rams, 34-17** | **LA** |
| 1962 | Colts, 30-27 | Bal |
| | **Colts, 14-2** | **LA** |
| 1963 | **Rams, 17-16** | **LA** |
| | Colts, 19-16 | Bal |
| 1964 | Colts, 35-20 | Bal |
| | **Colts, 24-7** | **LA** |
| 1965 | Colts, 35-20 | Bal |
| | **Colts, 20-17** | **LA** |
| 1966 | **Colts, 17-3** | **LA** |
| | Rams, 23-7 | Bal |
| 1967 | Tie, 24-24 | Bal |
| | **Rams, 34-10** | **LA** |
| 1968 | Colts, 27-10 | Bal |
| | **Colts, 28-24** | **LA** |
| 1969 | Rams, 27-20 | Bal |
| | **Colts, 13-7** | **LA** |
| 1971 | Colts, 24-17 | Bal |
| 1975 | **Rams, 24-13** | **LA** |
| 1986 | Rams, 24-7 | Bal |
| 1989 | **Rams, 31-17** | **LA** |
| 1995 | Colts, 21-18 | Ind |
| 2001 | **Rams, 42-17** | **StL** |
| 2005 | Colts, 45-28 | Ind |
| 2009 | **Colts, 42-6** | **Stl** |
| 2013 | Rams, 38-8 | Ind |
| 2017 | **Rams, 46-9** | **LA** |

Points: Rams 996, Colts 945

## JACKSONVILLE JAGUARS
(Rams lead series, 4-1)

| | | |
|---|---|---|
| 1996 | **Rams, 17-14** | **StL** |
| 2005 | **Rams, 24-21** | **StL** |
| 2009 | Jaguars, 23-20 OT | Jax |
| 2013 | **Rams, 34-20** | **StL** |
| 2017 | Rams, 27-17 | Jax |

Points: Rams 122, Jaguars 95

## KANSAS CITY CHIEFS
(Chiefs lead series, 7-5)

| | | |
|---|---|---|
| 1973 | Rams, 23-13 | KC |
| 1982 | **Rams, 20-14** | **LA** |
| 1985 | Rams, 16-0 | KC |
| 1991 | **Chiefs, 27-20** | **LA** |
| 1994 | Rams, 16-0 | KC |
| 1997 | **Chiefs, 28-20** | **StL** |
| 2000 | Chiefs, 54-34 | KC |
| 2002 | Chiefs, 49-10 | KC |
| 2006 | **Chiefs, 31-17** | **StL** |
| 2010 | **Chiefs, 27-13** | **StL** |
| 2014 | Chiefs, 34-7 | KC |
| 2018 | **Rams, 54-51** | **LA** |

Points: Rams 250, Chiefs 328

## LOS ANGELES CHARGERS
(Rams lead series, 7-5)

| | | |
|---|---|---|
| 1970 | **Rams, 37-10** | **LA** |
| 1975 | Rams, 13-10 OT | SD |
| 1979 | **Chargers, 40-16** | **LA** |
| 1988 | **Chargers, 38-24** | **LA** |
| 1991 | **Rams, 30-24** | **LA** |
| 1994 | Chargers, 31-17 | SD |
| 2000 | **Rams, 57-31** | **StL** |
| 2002 | **Rams, 28-24** | **StL** |
| 2006 | Chargers, 38-24 | SD |
| 2010 | **Rams, 20-17** | **StL** |
| 2014 | Chargers, 27-24 | SD |
| 2018 | **Rams, 35-23** | **LA** |

Points: Rams 325, Chargers 313

## MIAMI DOLPHINS
(Dolphins lead series, 11-2)

| | | |
|---|---|---|
| 1971 | **Dolphins, 20-14** | **LA** |
| 1976 | Rams, 31-28 | Mia |
| 1980 | **Dolphins, 35-14** | **LA** |
| 1983 | Dolphins, 30-14 | Mia |
| 1986 | **Dolphins, 37-31 OT** | **LA** |
| 1992 | Dolphins, 26-10 | Mia |
| 1995 | **Dolphins, 41-22** | **StL** |
| 1998 | Dolphins, 14-0 | Mia |
| 2001 | **Rams, 42-10** | **StL** |
| 2004 | Dolphins, 31-14 | Mia |
| 2008 | **Dolphins, 16-12** | **StL** |
| 2012 | Dolphins, 17-14 | Mia |
| 2016 | **Dolphins, 14-10** | **LA** |

Points: Rams 228, Dolphins 319

## MINNESOTA VIKINGS
(Vikings lead series, 27-17-2)

| | | |
|---|---|---|
| 1961 | **Rams, 31-17** | **LA** |
| | Vikings, 42-21 | Min |
| 1962 | **Vikings, 38-14** | **LA** |
| | Tie, 24-24 | Min |
| 1963 | **Rams, 27-24** | **LA** |
| | Vikings, 21-13 | Min |
| 1964 | **Rams, 22-13** | **LA** |
| | Vikings, 34-13 | Min |
| 1965 | **Vikings, 38-35** | **LA** |
| | Vikings, 24-13 | Min |
| 1966 | Vikings, 35-7 | Min |
| | **Rams, 21-6** | **LA** |
| 1967 | **Rams, 39-3** | **LA** |
| 1968 | Rams, 31-3 | Min |
| 1969 | **Vikings, 20-13** | **LA** |
| | *Vikings, 23-20 | Min |
| 1970 | Vikings, 13-3 | Min |
| 1972 | **Vikings, 45-41** | **LA** |
| 1973 | Vikings, 10-9 | Min |
| 1974 | **Rams, 20-17** | **LA** |
| | ****Vikings, 14-10 | Min |
| 1976 | Tie, 10-10 OT | Min |
| | ****Vikings, 24-13 | Min |
| 1977 | **Rams, 35-3** | **LA** |
| | ***Vikings, 14-7** | **LA** |
| 1978 | Rams, 34-17 | Min |
| | ***Rams, 34-10** | **LA** |
| 1979 | **Rams, 27-21 OT** | **LA** |
| 1985 | **Rams, 13-10** | **LA** |
| 1987 | **Vikings, 21-16** | **LA** |
| 1988 | **Vikings, 28-17 | Min |
| 1989 | Vikings, 23-21 OT | Min |
| 1991 | Vikings, 20-14 | Min |
| 1992 | **Vikings, 31-17** | **LA** |
| 1998 | **Vikings, 38-31** | **StL** |
| 1999 | ***Rams, 49-37** | **StL** |
| 2000 | **Rams, 40-29** | **StL** |
| 2003 | **Rams, 48-17** | **StL** |
| 2005 | Vikings, 27-13 | Min |
| 2006 | Rams, 41-21 | Min |
| 2009 | **Vikings, 38-10** | **StL** |
| 2012 | **Vikings, 36-22** | **StL** |
| 2014 | **Vikings, 34-6** | **StL** |
| 2015 | Vikings, 21-18 OT | Min |
| 2017 | Vikings, 24-7 | Min |
| 2018 | **Rams, 38-31** | **LA** |

Points: Rams 1,008, Vikings 1,049
*Conference Championship
**NFC First Round Playoff
***NFC Divisional Playoff
****NFC Championship

# Series Results

## NEW ENGLAND PATRIOTS
(Patriots lead series, 9-5)

| | | |
|---|---|---|
| 1974 | Patriots, 20-14 | NE |
| 1980 | Rams, 17-14 | NE |
| 1983 | **Patriots, 21-7** | **LA** |
| 1986 | **Patriots, 30-28** | **LA** |
| 1989 | Rams, 24-20 | NE |
| 1992 | **Rams, 14-0** | **LA** |
| 1998 | **Rams, 32-18** | **StL** |
| 2001 | Rams, 24-17 | NE |
| | *Patriots, 20-17 | NO |
| 2004 | **Patriots, 40-22** | **StL** |
| 2008 | Patriots, 23-16 | NE |
| 2012 | ^Patriots, 45-7 | London |
| 2016 | Patriots, 26-10 | NE |
| 2018 | **Patriots, 13-3 | Atl |

Points: Rams 235, Patriots 307
*Super Bowl XXXVI in New Orleans
**Super Bowl LIII in Atlanta
^International Series

## NEW ORLEANS SAINTS
(Rams lead series, 43-34)

| | | |
|---|---|---|
| 1967 | Rams, 27-13 | NO |
| 1969 | **Rams, 36-17** | **LA** |
| 1970 | Rams, 30-17 | NO |
| | **Rams, 34-16** | **LA** |
| 1971 | Saints, 24-20 | NO |
| | **Rams, 45-28** | **LA** |
| 1972 | **Rams, 34-14** | **LA** |
| | Saints, 19-16 | NO |
| 1973 | **Rams, 29-7** | **LA** |
| | Rams, 24-13 | NO |
| 1974 | **Rams, 24-0** | **LA** |
| | Saints, 20-7 | NO |
| 1975 | **Rams, 38-14** | **LA** |
| | Rams, 14-7 | NO |
| 1976 | Rams, 16-10 | NO |
| | **Rams, 33-14** | **LA** |
| 1977 | **Rams, 14-7** | **LA** |
| | Saints, 27-26 | NO |
| 1978 | Rams, 26-20 | NO |
| | **Saints, 10-3** | **LA** |
| 1979 | Rams, 35-17 | NO |
| | **Saints, 29-14** | **LA** |
| 1980 | **Rams, 45-31** | **LA** |
| | Rams, 27-7 | NO |
| 1981 | Saints, 23-17 | NO |
| | **Saints, 21-13** | **LA** |
| 1983 | **Rams, 30-27** | **LA** |
| | Rams, 26-24 | NO |
| 1984 | Rams, 28-10 | NO |
| | **Rams, 34-21** | **LA** |
| 1985 | **Rams, 28-10** | **LA** |
| | Saints, 29-3 | NO |
| 1986 | Saints, 6-0 | NO |
| | **Rams, 26-13** | **LA** |
| 1987 | Saints, 37-10 | NO |
| | **Saints, 31-14** | **LA** |
| 1988 | Rams, 12-10 | NO |
| | **Saints, 14-10** | **LA** |
| 1989 | **Saints, 40-21** | **LA** |
| | Rams, 20-17 OT | NO |
| 1990 | **Saints, 24-20** | **LA** |
| | Saints, 20-17 | NO |
| 1991 | Saints, 24-7 | NO |
| | **Saints, 24-17** | **LA** |
| 1992 | Saints, 13-10 | NO |
| | **Saints, 37-14** | **LA** |
| 1993 | **Saints, 37-6** | **LA** |
| | Rams, 23-20 | NO |
| 1994 | Saints, 37-34 | NO |
| | **Saints, 31-15** | **LA** |
| 1995 | **Rams, 17-13** | **StL** |
| | Saints, 19-10 | NO |
| 1996 | Rams, 26-10 | NO |
| | **Rams, 14-13** | **StL** |
| 1997 | **Rams, 38-24** | **StL** |
| | Rams, 34-27 | NO |
| 1998 | **Saints, 24-17** | **StL** |
| | Saints, 24-3 | NO |
| 1999 | **Rams, 43-12** | **StL** |
| | Rams, 30-14 | NO |
| 2000 | **Saints, 31-24** | **StL** |
| | Rams, 26-21 | NO |
| | *Saints, 31-28 | NO |
| 2001 | **Saints, 34-31** | **StL** |
| | Rams, 34-21 | NO |
| 2004 | **Saints, 28-25 OT** | **StL** |
| 2005 | **Rams, 28-17** | **StL** |
| 2007 | Rams, 37-29 | NO |
| 2009 | **Saints, 28-23** | **StL** |
| 2010 | Saints, 31-13 | NO |
| 2011 | **Rams, 31-21** | **StL** |
| 2013 | **Rams, 27-16** | **StL** |
| 2016 | Saints, 49-21 | NO |
| 2017 | **Rams, 26-20** | **LA** |
| 2018 | Saints, 45-35 | NO |
| | ****Rams, 26-23 OT | NO |
| 2019 | **Rams, 27-9** | |
| **LA** | | |

Points: Rams 1,766, Saints 1,615
*NFC Wildcard Playoff
****NFC Championship

# Series Results

## NEW YORK GIANTS
(Rams lead series, 27-17)

| | | |
|---|---|---|
| 1938 | Giants, 28-0 | NY |
| 1940 | Rams, 13-0 | NY |
| 1941 | Giants, 49-14 | NY |
| 1945 | Rams, 21-17 | NY |
| 1946 | Rams, 31-21 | NY |
| 1947 | **Rams, 34-10** | **LA** |
| 1948 | Rams, 52-37 | NY |
| 1953 | **Rams, 21-7** | **LA** |
| 1954 | Rams, 17-16 | NY |
| 1959 | **Giants, 23-2** | **LA** |
| 1961 | Giants, 24-14 | NY |
| 1966 | **Rams, 55-14** | **LA** |
| 1968 | **Rams, 24-21** | **LA** |
| 1970 | Rams, 31-3 | NY |
| 1973 | **Rams, 40-6** | **LA** |
| 1976 | **Rams, 24-10** | **LA** |
| 1978 | Rams, 20-17 | NY |
| 1979 | **Giants, 20-14** | **LA** |
| 1980 | Rams, 28-7 | NY |
| 1981 | Giants, 10-7 | NY |
| 1983 | Rams, 16-6 | NY |
| 1984 | **Rams, 33-12** | **LA** |
| | ****Giants, 16-13** | **LA** |
| 1985 | Giants, 24-19 | NY |
| 1988 | Rams, 45-31 | NY |
| 1989 | **Rams, 31-10** | **LA** |
| | ***Rams, 19-13 OT | NY |
| 1990 | **Giants, 31-7** | **LA** |
| 1991 | Rams, 19-13 | NY |
| 1992 | **Rams, 38-17** | **LA** |
| 1993 | Giants, 20-10 | NY |
| 1994 | **Rams, 17-10** | **LA** |
| 1997 | **Rams, 13-3** | **StL** |
| 1999 | **Rams, 31-10** | **StL** |
| 2000 | Rams, 38-24 | NY |
| 2001 | **Rams, 15-14** | **StL** |
| 2002 | **Giants, 26-21** | **StL** |
| 2003 | Giants, 23-13 | NY |
| 2005 | Giants, 44-24 | NY |
| 2008 | **Giants, 41-13** | **StL** |
| 2011 | Giants, 28-16 | NY |
| 2014 | **Giants, 37- 27** | **StL** |
| 2016 | ^Giants, 17-10 | London |
| 2017 | **Rams, 51-17** | **LA** |

Points: Rams 1,020, Giants 827
**NFC First Round Playoff
***NFC Divisional Playoff
^International Series

## NEW YORK JETS
(Rams lead series, 10-4)

| | | |
|---|---|---|
| 1970 | **Jets, 31-20** | **LA** |
| 1974 | Rams, 20-13 | NY |
| 1980 | **Rams, 38-13** | **LA** |
| 1983 | Jets, 27-24 OT | NY |
| 1986 | Rams, 17-3 | NY |
| 1989 | **Rams, 38-14** | **LA** |
| 1992 | **Rams, 18-10** | **LA** |
| 1995 | Rams, 23-20 | NY |
| 1998 | **Rams, 30-10** | **StL** |
| 2001 | **Rams, 34-14** | **StL** |
| 2004 | **Rams, 32-29 OT** | **StL** |
| 2008 | Jets, 47-3 | NY |
| 2012 | **Jets, 27-13** | **STL** |
| 2016 | Rams, 9-6 | NY |

Points: Rams 319, Jets 264

## LAS VEGAS RAIDERS
(Raiders lead series, 8-6)

| | | |
|---|---|---|
| 1972 | Raiders, 45-17 | Oak |
| 1977 | **Rams, 20-14** | **LA** |
| 1979 | **Raiders, 24-17** | **LA** |
| 1982 | Raiders, 37-31 | RAI |
| 1985 | **Raiders, 16-6** | **LA** |
| 1988 | Rams, 22-17 | RAI |
| 1991 | Raiders, 20-17 | RAI |
| 1994 | **Raiders, 20-17** | **LA** |
| 1997 | Raiders, 35-17 | Oak |
| 2002 | **Rams, 28-13** | **StL** |
| 2006 | Rams, 20-0 | Oak |
| 2010 | Raiders, 16-14 | Oak |
| 2014 | **Rams, 52-0** | **StL** |
| 2018 | Rams, 33-13 | Oak |

Points: Rams 311, Raiders 270

## PHILADELPHIA EAGLES
(Eagles lead series, 22-19-1)

| | | |
|---|---|---|
| 1937 | Rams, 21-3 | Phi |
| 1939 | Rams, 35-13 | CO |
| 1940 | **Rams, 21-13** | **Cle** |
| 1942 | Rams, 24-14 | Ohio |
| 1944 | Eagles, 26-13 | Phi |
| 1945 | Eagles, 28-14 | Phi |
| 1946 | **Eagles, 25-14** | **LA** |
| 1947 | Eagles, 14-7 | Phi |
| 1948 | **Tie, 28-28** | **LA** |
| 1949 | Eagles, 38-14 | Phi |
| | ***Eagles, 14-0** | **LA** |
| 1950 | Eagles, 56-20 | Phi |
| 1955 | Rams, 23-21 | Phi |
| 1956 | **Rams, 27-7** | **LA** |
| 1957 | **Rams, 17-13** | **LA** |
| 1959 | Eagles, 23-20 | Phi |
| 1964 | **Rams, 20-10** | **LA** |
| 1967 | **Rams, 33-17** | **LA** |
| 1969 | Rams, 23-17 | Phi |
| 1972 | Rams, 34-3 | Phi |
| 1975 | Rams, 42-3 | Phi |
| 1977 | **Rams, 20-0** | **LA** |
| 1978 | Rams, 16-14 | Phi |
| 1983 | Eagles, 13-9 | Phi |
| 1985 | Rams, 17-6 | Phi |
| 1986 | Eagles, 34-20 | Phi |
| 1988 | Eagles, 30-24 | Phi |
| 1989 | **Rams, 21-7 | Phi |
| 1990 | **Eagles, 27-21** | **LA** |
| 1995 | Eagles, 20-9 | Phi |
| 1998 | Eagles, 17-14 | Phi |
| 1999 | Eagles, 38-31 | Phi |
| 2001 | Rams, 20-17 OT | Phi |
| | *****Rams, 29-24** | **StL** |
| 2002 | Eagles, 10-3 | Phi |
| 2004 | **Rams, 20-7** | **StL** |
| 2005 | **Eagles, 17-16** | **StL** |
| 2008 | Eagles, 38-3 | Phi |
| 2011 | **Eagles, 31-13** | **StL** |
| 2014 | Eagles, 34-28 | Phi |
| 2017 | **Eagles, 43-35** | **LA** |
| 2018 | **Eagles, 30-23** | **LA** |

Points: Rams 842, Eagles 843
*NFL Championship
**NFC First Round Playoff
***NFC Championship Game

## PITTSBURGH STEELERS
(Rams lead series, 15-10-2)

| | | |
|---|---|---|
| 1938 | Rams, 13-7 | NO |
| 1939 | **Tie, 14-14** | **Cle** |
| 1941 | Rams, 17-14 | Ohio |
| 1947 | Rams, 48-7 | Pit |
| 1948 | **Rams, 31-14** | **LA** |
| 1949 | Tie, 7-7 | Pit |
| 1952 | **Rams, 28-14** | **LA** |
| 1955 | **Rams, 27-26** | **LA** |
| 1956 | Steelers, 30-13 | Pit |
| 1961 | **Rams, 24-14** | **LA** |
| 1964 | Rams, 26-14 | Pit |
| 1968 | **Rams, 45-10** | **LA** |
| 1971 | Rams, 23-14 | Pit |
| 1975 | **Rams, 10-3** | **LA** |
| 1978 | **Rams, 10-7** | **LA** |
| 1979 | *Steelers, 31-19 | Pasadena |
| 1981 | Steelers, 24-0 | Pit |
| 1984 | Steelers, 24-14 | Pit |
| 1987 | **Rams, 31-21** | **LA** |
| 1990 | Steelers, 41-10 | Pit |
| 1993 | **Rams, 27-0** | **LA** |
| 1996 | Steelers, 42-6 | Pit |
| 2003 | Rams, 33-21 | Pit |
| 2007 | **Steelers, 41-24** | **StL** |
| 2011 | Steelers, 27-0 | Pit |
| 2015 | **Steelers, 12-6** | **StL** |
| 2019 | Steelers, 17-12 | Pit |

Points: Rams 523, Steelers 491
*Super Bowl XIV in Pasadena, Calif.

# Series Results

## SAN FRANCISCO 49ers
(49ers lead series, 71-67-3)

| | | |
|---|---|---|
| 1950 | Rams, 35-14 | SF |
| | **Rams, 28-21** | **LA** |
| 1951 | 49ers, 44-17 | SF |
| | **Rams, 23-16** | **LA** |
| 1952 | **Rams, 35-9** | **LA** |
| | Rams, 34-21 | SF |
| 1953 | 49ers, 31-30 | SF |
| | **49ers, 31-27** | **LA** |
| 1954 | **Tie, 24-24** | **LA** |
| | Rams, 42-34 | SF |
| 1955 | Rams, 23-14 | SF |
| | **Rams, 27-14** | **LA** |
| 1956 | 49ers, 33-30 | SF |
| | **Rams, 30-6** | **LA** |
| 1957 | 49ers, 23-20 | SF |
| | **Rams, 37-24** | **LA** |
| 1958 | Rams, 33-3 | SF |
| | **Rams, 56-7** | **LA** |
| 1959 | 49ers, 34-0 | SF |
| | **49ers, 24-16** | **LA** |
| 1960 | 49ers, 13-9 | SF |
| | **49ers, 23-7** | **LA** |
| 1961 | 49ers, 35-0 | SF |
| | **Rams, 17-7** | **LA** |
| 1962 | Rams, 28-14 | SF |
| | **49ers, 24-17** | **LA** |
| 1963 | **Rams, 28-21** | **LA** |
| | Rams, 21-17 | SF |
| 1964 | **Rams, 42-14** | **LA** |
| | 49ers, 28-7 | SF |
| 1965 | **49ers, 45-21** | **LA** |
| | 49ers, 30-27 | SF |
| 1966 | **Rams, 34-3** | **LA** |
| | 49ers, 21-13 | SF |
| 1967 | **49ers, 27-24** | **LA** |
| | Rams, 17-7 | SF |
| 1968 | **Rams, 24-10** | **LA** |
| | Tie, 20-20 | SF |
| 1969 | Rams, 27-21 | SF |
| | **Rams, 41-30** | **LA** |
| 1970 | **49ers, 20-6** | **LA** |
| | Rams, 30-13 | SF |
| 1971 | Rams, 20-13 | SF |
| | **Rams, 17-6** | **LA** |
| 1972 | **Rams, 31-7** | **LA** |
| | Rams, 26-16 | SF |
| 1973 | Rams, 40-20 | SF |
| | **Rams, 31-13** | **LA** |
| 1974 | **Rams, 37-14** | **LA** |
| | Rams, 15-13 | SF |
| 1975 | Rams, 23-14 | SF |
| | **49ers, 24-23** | **LA** |
| 1976 | **49ers, 16-0** | **LA** |
| | Rams, 23-3 | SF |
| 1977 | **Rams, 34-14** | **LA** |
| | Rams, 23-10 | SF |
| 1978 | **Rams, 27-10** | **LA** |
| | Rams, 31-28 | SF |
| 1979 | **Rams, 27-24** | **LA** |
| | Rams, 26-20 | SF |
| 1980 | **Rams, 48-26** | **LA** |
| | Rams, 31-17 | SF |
| 1981 | 49ers, 20-17 | SF |
| | **49ers, 33-31** | **LA** |
| 1982 | **49ers, 30-24** | **LA** |
| | Rams, 21-20 | SF |
| 1983 | Rams, 10-7 | SF |
| | **49ers, 45-35** | **LA** |
| 1984 | **49ers, 33-0** | **LA** |
| | 49ers, 19-16 | SF |
| 1985 | **49ers, 28-14** | **LA** |
| | Rams, 27-20 | SF |
| 1986 | **Rams, 16-13** | **LA** |
| | 49ers, 24-14 | SF |
| 1987 | **49ers, 31-10** | **LA** |
| | 49ers, 48-0 | SF |
| 1988 | **49ers, 24-21** | **LA** |
| | Rams, 38-16 | SF |
| 1989 | Rams, 13-12 | SF |
| | **49ers, 30-27** | **LA** |
| | ****49ers, 30-3 | SF |
| 1990 | Rams, 28-17 | SF |
| | **49ers, 26-10** | **LA** |
| 1991 | 49ers, 27-10 | SF |
| | **49ers, 33-10** | **LA** |
| 1992 | 49ers, 27-24 | SF |
| | **49ers, 27-10** | **LA** |
| 1993 | 49ers, 40-17 | SF |
| | **49ers, 35-10** | **LA** |
| 1994 | **49ers, 34-19** | **LA** |
| | 49ers, 31-27 | SF |
| 1995 | **49ers, 44-10** | **StL** |
| | 49ers, 41-13 | SF |
| 1996 | 49ers, 34-0 | SF |
| | **49ers, 28-11** | **StL** |
| 1997 | **49ers, 15-12** | **StL** |
| | 49ers, 30-10 | SF |
| 1998 | **49ers, 28-10** | **StL** |
| | 49ers, 38-19 | SF |
| 1999 | **Rams, 42-20** | **StL** |
| | Rams, 23-7 | SF |
| 2000 | **Rams, 41-24** | **StL** |
| | Rams, 34-24 | SF |
| 2001 | Rams, 30-26 | SF |
| | **Rams, 27-14** | **StL** |
| 2002 | 49ers, 37-13 | SF |
| | **Rams, 31-20** | **StL** |
| 2003 | **Rams, 27-24 OT** | **StL** |
| | 49ers, 30-10 | SF |
| 2004 | Rams, 24-14 | SF |
| | **Rams, 16-6** | **StL** |
| 2005 | 49ers, 28-25 | SF |
| | **49ers, 24-20** | **StL** |
| 2006 | 49ers, 20-13 | SF |
| | **Rams, 20-17** | **StL** |
| 2007 | **49ers, 17-16** | **StL** |
| | Rams, 13-9 | SF |
| 2008 | 49ers, 35-16 | SF |
| | **49ers, 17-16** | **StL** |
| 2009 | 49ers, 35-0 | SF |
| | **49ers, 28-6** | **StL** |
| 2010 | 49ers, 23-20 OT | SF |
| | **Rams, 25-17** | **StL** |
| 2011 | 49ers, 26-0 | SF |
| | **49ers, 34-27** | **StL** |
| 2012 | Tie, 24-24 OT | SF |
| | **Rams, 16-13 OT** | **StL** |
| 2013 | **49ers, 35-11** | **StL** |
| | 49ers, 23-13 | SF |
| 2014 | **49ers, 31-17** | **StL** |
| | Rams, 13-10 | SF |
| 2015 | **Rams, 27-6** | **StL** |
| | 49ers, 19-16 OT | SF |
| 2016 | 49ers, 28-0 | SF |
| | **49ers, 22-21** | **LA** |
| 2017 | Rams, 41-39 | SF |
| | **49ers, 34-13** | **LA** |
| 2018 | Rams, 39-10 | SF |
| | **Rams, 48-32** | **LA** |
| 2019 | **49ers, 20-7** | **LA** |
| | 49ers, 31-34 | SF |

Points: Rams 3,022, 49ers 3,169
****NFC Championship

## SEATTLE SEAHAWKS
(Seahawks lead series, 24-20)

| | | |
|---|---|---|
| 1976 | **Rams, 45-6** | **LA** |
| 1979 | Rams, 24-0 | Sea |
| 1985 | Rams, 35-24 | Sea |
| 1988 | **Rams, 31-10** | **LA** |
| 1991 | Seahawks, 23-9 | Sea |
| 1997 | **Seahawks, 17-9** | **StL** |
| 2000 | Rams, 37-34 | Sea |
| 2002 | **Rams, 37-20** | **StL** |
| | Seahawks, 30-10 | Sea |
| 2003 | Seahawks, 24-23 | Sea |
| | **Rams, 27-22** | **StL** |
| 2004 | Rams, 33-27, OT | Sea |
| | **Rams, 23-12** | **StL** |
| | * Rams, 27-20 | Sea |
| 2005 | **Seahawks, 37-31** | **StL** |
| | Seahawks, 31-16 | Sea |
| 2006 | **Seahawks, 30-28** | **StL** |
| | Seahawks, 24-22 | Sea |
| 2007 | Seahawks, 33-6 | Sea |
| | **Seahawks, 24-19** | **StL** |
| 2008 | Seahawks, 37-13 | Sea |
| | **Seahawks, 23-20** | **StL** |
| 2009 | Seahawks, 28-0 | Sea |
| | **Seahawks, 27-17** | **StL** |
| 2010 | **Rams, 20-3** | **StL** |
| | Seahawks, 16-6 | Sea |
| 2011 | **Seahawks, 24-7** | **StL** |
| | Seahawks, 30-13 | Sea |
| 2012 | **Rams, 19-13** | **StL** |
| | Seahawks, 20-13 | Sea |
| 2013 | **Seahawks, 14-9** | **StL** |
| | Seahawks, 27-9 | Sea |
| 2014 | **Rams, 28-26** | **StL** |
| | Seahawks, 20-6 | Sea |
| 2015 | **Rams, 34-31 OT** | **StL** |
| | Rams, 23-17 | Sea |
| 2016 | **Rams, 9-3** | **LA** |
| | Seahawks, 24-3 | Sea |
| 2017 | **Seahawks, 16-10** | **LA** |
| | Rams, 42-7 | Sea |
| 2018 | Rams, 33-31 | Sea |
| | **Rams, 36-31** | **LA** |
| 2019 | Seahawks, 30-29 | Sea |
| | **Rams, 28-12** | **LA** |

Points: Rams 919, Seahawks 958
*NFC Wildcard Playoff

## TAMPA BAY BUCCANEERS
(Rams lead series, 16-9)

| | | |
|---|---|---|
| 1977 | **Rams, 31-0** | **LA** |
| 1978 | **Rams, 26-23** | **LA** |
| 1979 | Buccaneers, 21-6 | TB |
| | ****Rams, 9-0 | TB |
| 1980 | Buccaneers, 10-9 | TB |
| 1984 | Rams, 34-33 | TB |
| 1985 | Rams, 31-27 | TB |
| 1986 | **Rams, 26-20 OT** | **LA** |
| 1987 | **Rams, 35-3** | **LA** |
| 1990 | Rams, 35-14 | TB |
| 1992 | Rams, 31-27 | TB |
| 1994 | Buccaneers, 24-14 | TB |
| 1999 | ***Rams, 11-6** | **StL** |
| 2000 | Buccaneers, 38-35 | TB |
| 2001 | **Buccaneers, 24-17** | **StL** |
| 2002 | Buccaneers, 26-14 | TB |
| 2004 | **Rams, 28-21** | **StL** |
| 2007 | Buccaneers, 24-3 | TB |
| 2010 | Buccaneers, 18-17 | TB |
| 2012 | Rams. 28-13 | TB |
| 2013 | **Rams. 23-13** | **StL** |
| 2014 | Rams, 19-17 | TB |
| 2015 | **Rams, 31-23** | **StL** |
| 2016 | Rams, 37-32 | TB |
| 2019 | **Buccaneers, 55-40** | **LA** |

Points: Rams 590, Buccaneers 512
****NFC Championship

# Series Results

## TENNESSEE TITANS
(Rams lead series, 8-5)

| | | |
|---|---|---|
| 1973 | Rams, 31-26 | Hou |
| 1978 | Rams, 10-6 | Hou |
| 1981 | **Oilers, 27-20** | **LA** |
| 1984 | **Rams, 27-16** | **LA** |
| 1987 | Oilers, 20-16 | Hou |
| 1990 | **Rams, 17-13** | **LA** |
| 1993 | Rams, 28-13 | Hou |
| 1999 | Titans, 24-21 | Ten |
| | *Rams, 23-16 | Atlanta |
| 2005 | **Rams, 31-27** | **StL** |
| 2009 | Titans, 47-7 | Ten |
| 2013 | **Titans, 28-21** | **StL** |
| 2017 | Rams, 27-23 | Ten |

Points: Rams 279, Titans 286
*Super Bowl XXXIV

## WASHINGTON FOOTBALL
(Washington lead series, 26-13-1)

| | | |
|---|---|---|
| 1937 | **Washington, 16-7** | **Cle** |
| 1938 | Washington, 37-13 | Was |
| 1941 | Washington, 17-13 | Was |
| 1942 | Washington, 33-14 | Was |
| 1944 | Washington, 14-10 | Was |
| 1945 | ***Rams, 15-14** | **Cle** |
| 1948 | Rams, 41-13 | Was |
| 1949 | **Rams, 53-27** | **LA** |
| 1951 | Washington, 31-21 | Was |
| 1962 | Washington, 20-14 | Was |
| 1963 | **Washington, 37-14** | **LA** |
| 1967 | **Tie, 28-28** | **LA** |
| 1969 | Rams, 24-13 | Was |
| 1971 | **Washington, 38-24** | **LA** |
| 1974 | **Washington, 23-17** | **LA** |
| | ****Rams, 19-10** | **LA** |
| 1977 | Washington, 17-14 | Was |
| 1981 | **Washington, 30-7** | **LA** |
| 1983 | **Washington, 42-20** | **LA** |
| | ***Washington, 51-7 | Was |
| 1986 | **Washington, 19-7 | Was |
| 1987 | Rams, 30-26 | Was |
| 1991 | **Washington, 27-6** | **LA** |
| 1993 | **Rams, 10-6** | **LA** |
| 1994 | **Washington, 24-21** | **LA** |
| 1995 | **Washington, 35-23** | **StL** |
| 1996 | **Washington, 17-10** | **StL** |
| 1997 | Rams, 23-20 | Was |
| 2000 | **Washington, 33-20** | **StL** |
| 2002 | Washington, 20-17 | Was |
| 2005 | **Washington, 24-9** | **StL** |
| 2006 | **Rams, 37-31 OT** | **StL** |
| 2008 | Rams, 19-17 | Was |
| 2009 | Washington, 9-7 | Was |
| 2010 | **Rams, 30-16** | **StL** |
| 2011 | **Washington, 17-10** | **StL** |
| 2012 | **Rams, 31-28** | **StL** |
| 2014 | Rams, 24-0 | Was |
| 2015 | Washington, 24-10 | Was |
| 2017 | **Washington, 27-20** | **LA** |

Points: Rams 739, Redskins 931
* NFL Championship
**NFC First Round Playoff
***NFC Divisional Playoff

# Preseason Results

| Site | Opponent | Rams | Opp. |
|---|---|---|---|
| **1937** | None | | |
| **1938 (0-0-1)** | | | |
| Cleveland | Ohio College All-Stars | 7 | 7 |
| **1939 (1-0)** | | | |
| Cleveland | Ohio College All-Stars | 28 | 0 |
| **1940 (2-0)** | | | |
| Cleveland | Midwest College All-Stars | 29 | 0 |
| Steubenville | East Chicago Indians | 39 | 0 |
| **1941 (1-0)** | | | |
| Cleveland | Ohio All-Stars | 37 | 7 |
| **1942 (2-0)** | | | |
| East Liverpool | Pittsburgh | 35 | 6 |
| Akron | New York Giants | 18 | 7 |
| **1943** | None | | |
| **1944 (2-0)** | | | |
| Cleveland | Boston Yanks | 9 | 0 |
| Sampson, N.Y. | Sampson Navy | 26 | 12 |
| **1945 (3-1)** | | | |
| Buffalo | Pittsburgh | 21 | 0 |
| Cleveland | Washington | 21 | 0 |
| Cleveland | New York Giants | 38 | 23 |
| Akron | Philadelphia | 7 | 17 |
| **1946 (2-1)** | | | |
| Chicago | College All-Stars | 0 | 16 |
| Los Angeles | Washington | 16 | 14 |
| San Diego | San Diego Bombers | 42 | 17 |
| **1947 (3-1)** | | | |
| Los Angeles | Washington | 20 | 7 |
| Des Moines | Boston Yanks | 24 | 0 |
| Indianapolis | Detroit | 21 | 0 |
| New York | New York Giants | 3 | 30 |
| **1948 (2-2)** | | | |
| Los Angeles | Washington | 10 | 21 |
| Honolulu | Hawaiian Warriors | 41 | 20 |
| Honolulu | Hawaiian Warriors | 42 | 7 |
| Dallas | Philadelphia | 7 | 21 |
| **1949 (2-1-1)** | | | |
| Los Angeles | Washington | 28 | 34 |
| San Antonio | New York Bulldogs | 21 | 14 |
| Little Rock | Philadelphia | 24 | 24 |
| Omaha | New York Giants | 14 | 7 |
| **1950 (2-3)** | | | |
| Los Angeles | Washington | 14 | 17 |
| Los Angeles | Chicago Cardinals | 34 | 31 |
| Los Angeles | Philadelphia | 14 | 49 |
| San Antonio | Baltimore | 70 | 21 |
| New York | New York Giants | 14 | 24 |
| **1951 (5-2)** | | | |
| San Diego | 11th Naval Dist. | 55 | 2 |
| Los Angeles | Washington | 58 | 14 |
| Los Angeles | Chicago Bears | 42 | 14 |
| Little Rock | Philadelphia | 31 | 26 |
| Salt Lake City | Chicago Cardinals | 21 | 36 |
| Cleveland | Cleveland | 6 | 7 |
| New York | New York Giants | 23 | 21 |
| **1952 (4-3)** | | | |
| San Diego | 11th Naval Dist. | 45 | 6 |
| Chicago | College All-Stars | 10 | 7 |
| Los Angeles | Washington | 45 | 23 |
| Portland | Chicago Cardinals | 24 | 14 |
| Los Angeles | San Francisco | 7 | 17 |
| Philadelphia | Philadelphia | 14 | 35 |
| New York | New York Giants | 17 | 30 |
| **1953 (6-2)** | | | |
| Long Beach | Fort Ord Army, Calif. | 24 | 0 |
| San Diego | 11th Naval Dist. | 72 | 19 |
| Los Angeles | Washington | 20 | 7 |
| Los Angeles | Cleveland | 27 | 9 |
| Los Angeles | San Francisco | 35 | 10 |

| Site | Opponent | Rams | Opp. |
|---|---|---|---|
| Portland | Chicago Cardinals | 10 | 23 |
| Little Rock | Philadelphia | 17 | 28 |
| Pittsburgh | Pittsburgh | 49 | 6 |
| **1954 (5-2)** | | | |
| Long Beach | Fort Ord Army, Calif. | 34 | 13 |
| Portland | New York Giants | 30 | 7 |
| Los Angeles | Washington | 27 | 7 |
| Los Angeles | Cleveland | 38 | 10 |
| Portland | Chicago Cardinals | 51 | 17 |
| Los Angeles | San Francisco | 27 | 28 |
| San Antonio | Philadelphia | 21 | 24 |
| **1955 (4-3)** | | | |
| Long Beach | Fort Ord Army, Calif. | 44 | 17 |
| Portland | Pittsburgh | 35 | 24 |
| Los Angeles | Washington | 28 | 31 |
| Portland | New York Giants, OT | 23 | 17 |
| Los Angeles | Cleveland | 38 | 21 |
| Los Angeles | San Francisco | 10 | 31 |
| Denver | Philadelphia | 21 | 35 |
| **1956 (3-4)** | | | |
| Long Beach | Fort Ord Army, Calif. | 62 | 7 |
| Los Angeles | Washington | 21 | 39 |
| Los Angeles | Cleveland | 17 | 6 |
| Seattle | New York Giants | 10 | 20 |
| Los Angeles | Chicago Cardinals | 69 | 21 |
| Los Angeles | San Francisco | 33 | 24 |
| Portland | Pittsburgh | 17 | 20 |
| **1957 (6-1)** | | | |
| Long Beach | So. Calif. All-Stars | 84 | 0 |
| Los Angeles | Washington | 45 | 14 |
| Los Angeles | New York Giants | 7 | 24 |
| Portland | Chicago Cardinals | 63 | 21 |
| Los Angeles | Cleveland | 20 | 14 |
| Los Angeles | San Francisco | 58 | 27 |
| Mobile, Ala. | Washington | 14 | 3 |
| **1958 (5-2)** | | | |
| Pasadena | Calif. All-Stars | 73 | 0 |
| Los Angeles | Washington | 31 | 10 |
| Los Angeles | New York Giants | 38 | 10 |
| Los Angeles | Cleveland | 10 | 13 |
| Seattle | Chicago Cardinals | 26 | 27 |
| Los Angeles | San Francisco | 40 | 38 |
| Los Angeles | Pittsburgh | 31 | 6 |
| **1959 (3-2-1)** | | | |
| Boulder, Colo. | Detroit | 20 | 20 |
| Los Angeles | Washington | 21 | 23 |
| Los Angeles | Chicago Cardinals | 34 | 21 |
| Los Angeles | Cleveland | 24 | 27 |
| Los Angeles | San Francisco | 48 | 14 |
| Los Angeles | Philadelphia | 31 | 28 |
| **1960 (4-2)** | | | |
| Los Angeles | Philadelphia | 7 | 20 |
| Los Angeles | Washington | 26 | 21 |
| Los Angeles | Cleveland | 22 | 17 |
| Pendleton, Ore. | Dallas | 49 | 14 |
| Los Angeles | San Francisco | 28 | 17 |
| Los Angeles | New York Giants | 6 | 20 |
| **1961 (2-2-1)** | | | |
| Los Angeles | Washington | 26 | 7 |
| Los Angeles | New York Giants | 17 | 17 |
| Los Angeles | Cleveland | 17 | 34 |
| Los Angeles | San Francisco | 20 | 38 |
| Minnesota | Minnesota | 21 | 17 |
| **1962 (2-3)** | | | |
| Los Angeles | Washington | 37 | 7 |
| Portland | Minnesota | 33 | 24 |
| Los Angeles | New York Giants | 24 | 31 |
| Los Angeles | Cleveland | 24 | 26 |
| Los Angeles | San Francisco | 3 | 19 |

| Site | Opponent | Rams | Opp. |
|---|---|---|---|
| **1963 (2-3)** | | | |
| Los Angeles | Dallas | 14 | 17 |
| Los Angeles | Minnesota | 3 | 27 |
| Portland | Dallas | 20 | 17 |
| Los Angeles | Cleveland | 14 | 23 |
| Los Angeles | San Francisco | 17 | 0 |
| **1964 (3-2)** | | | |
| Los Angeles | Dallas | 17 | 6 |
| Los Angeles | Cleveland | 31 | 56 |
| Portland | Dallas | 25 | 16 |
| Los Angeles | Minnesota | 23 | 34 |
| Los Angeles | San Francisco | 21 | 17 |
| **1965 (3-2)** | | | |
| Los Angeles | Dallas | 9 | 0 |
| Los Angeles | Cleveland | 19 | 21 |
| Nashville | Chicago | 14 | 28 |
| Los Angeles | Philadelphia | 10 | 0 |
| Los Angeles | San Francisco | 34 | 14 |
| **1966 (3-2)** | | | |
| Los Angeles | Cleveland | 16 | 6 |
| Los Angeles | Dallas | 10 | 20 |
| Minnesota | Minnesota | 10 | 24 |
| Los Angeles | St. Louis | 32 | 14 |
| Los Angeles | San Francisco | 29 | 0 |
| **1967 (6-0)** | | | |
| Anaheim | New Orleans | 16 | 7 |
| Los Angeles | Dallas | 20 | 6 |
| Los Angeles | Cleveland | 24 | 17 |
| San Diego | San Diego | 50 | 7 |
| Los Angeles | Kansas City | 44 | 24 |
| Los Angeles | San Francisco | 34 | 7 |
| **1968 (4-2)** | | | |
| Anaheim | New Orleans | 21 | 17 |
| Los Angeles | Cleveland | 23 | 21 |
| Los Angeles | Dallas | 10 | 42 |
| San Diego | San Diego | 13 | 35 |
| Los Angeles | Kansas City | 36 | 16 |
| Los Angeles | San Francisco | 21 | 20 |
| **1969 (4-2)** | | | |
| Los Angeles | Dallas | 24 | 17 |
| Los Angeles | Cleveland | 3 | 10 |
| Los Angeles | Kansas City | 14 | 42 |
| San Diego | San Diego | 24 | 14 |
| Los Angeles | Buffalo | 50 | 20 |
| Anaheim | San Francisco | 31 | 28 |
| **1970 (6-0)** | | | |
| Los Angeles | Cleveland | 30 | 17 |
| Los Angeles | Dallas | 17 | 10 |
| Los Angeles | Oakland | 34 | 23 |
| San Diego | San Diego | 16 | 14 |
| Pasadena | Houston | 20 | 3 |
| Los Angeles | San Francisco | 17 | 14 |
| **1971 (4-3)** | | | |
| Canton | Houston | 17 | 6 |
| Los Angeles | Dallas | 21 | 45 |
| Los Angeles | Cleveland | 17 | 5 |
| Berkeley | Oakland | 7 | 20 |
| Foxboro | New England | 31 | 21 |
| Los Angeles | San Diego | 14 | 20 |
| Los Angeles | San Francisco | 23 | 20 |
| **1972 (1-5)** | | | |
| Los Angeles | Cleveland | 13 | 3 |
| Los Angeles | Dallas | 13 | 27 |
| Los Angeles | Oakland | 9 | 34 |
| Kansas City | Kansas City | 13 | 19 |
| San Diego | San Diego | 13 | 14 |
| Los Angeles | San Francisco | 14 | 17 |
| **1973 (2-3-1)** | | | |
| Los Angeles | Dallas | 7 | 24 |
| Los Angeles | Cleveland | 21 | 21 |
| Berkeley | Oakland | 3 | 16 |
| Miami | Miami | 14 | 17 |
| Los Angeles | San Diego | 30 | 17 |
| Los Angeles | San Francisco | 38 | 10 |
| **1974 (5-1)** | | | |
| Los Angeles | Cleveland | 24 | 21 |
| Los Angeles | Dallas | 6 | 13 |
| Los Angeles | Kansas City | 58 | 16 |
| Los Angeles | Miami | 31 | 13 |
| San Diego | San Diego | 30 | 16 |
| San Francisco | San Francisco | 17 | 7 |
| **1975 (5-1)** | | | |
| Los Angeles | Dallas | 35 | 7 |
| Los Angeles | San Francisco | 10 | 6 |
| Buffalo | Buffalo | 24 | 31 |
| Kansas City | Kansas City | 14 | 6 |
| Los Angeles | Philadelphia | 35 | 0 |
| Los Angeles | Oakland | 6 | 0 |
| **1976 (6-0)** | | | |
| Los Angeles | Tampa Bay | 26 | 3 |
| Los Angeles | Dallas | 26 | 14 |
| Seattle | Seattle | 16 | 13 |
| Oakland | Oakland | 23 | 14 |
| Los Angeles | Buffalo | 31 | 17 |
| Los Angeles | San Francisco | 10 | 3 |
| **1977 (1-5)** | | | |
| Los Angeles | Minnesota | 17 | 22 |
| Los Angeles | Philadelphia | 20 | 3 |
| San Francisco | San Francisco | 14 | 23 |
| Kansas City | Kansas City | 19 | 27 |
| Los Angeles | San Diego | 25 | 26 |
| Los Angeles | Oakland | 0 | 21 |
| **1978 (2-2)** | | | |
| Los Angeles | New England | 7 | 14 |
| Los Angeles | San Diego | 0 | 17 |
| Seattle | Seattle | 26 | 7 |
| Oakland | Oakland | 28 | 3 |
| **1979 (4-0)** | | | |
| Los Angeles | Oakland, OT | 20 | 14 |
| Foxboro | New England | 15 | 3 |
| Los Angeles | Seattle | 21 | 17 |
| Los Angeles | San Diego | 23 | 7 |
| **1980 (2-2)** | | | |
| Anaheim | New England | 31 | 35 |
| Anaheim | Dallas | 16 | 19 |
| Denver | Denver | 26 | 13 |
| Anaheim | San Diego | 34 | 17 |
| **1981 (2-2)** | | | |
| Anaheim | New England | 21 | 34 |
| Anaheim | Dallas | 33 | 21 |
| San Diego | San Diego | 29 | 33 |
| Anaheim | Minnesota | 34 | 31 |
| **1982 (2-2)** | | | |
| Anaheim | Denver | 20 | 33 |
| Cleveland | Cleveland | 23 | 26 |
| Anaheim | Seattle | 23 | 13 |
| Anaheim | San Diego | 20 | 14 |
| **1983 (2-2)** | | | |
| Anaheim | San Diego | 34 | 20 |
| Anaheim | Dallas | 7 | 30 |
| Anaheim | New England | 13 | 7 |
| San Diego | San Diego | 17 | 27 |
| **1984 (2-2)** | | | |
| San Diego | San Diego | 10 | 17 |
| Anaheim | Cleveland | 10 | 21 |
| Anaheim | Green Bay | 27 | 24 |
| Anaheim | San Diego | 47 | 14 |
| **1985 (3-1)** | | | |
| Anaheim | Houston | 7 | 3 |
| Anaheim | St. Louis | 39 | 7 |
| Columbus | Philadelphia | 12 | 14 |
| Anaheim | New England | 14 | 13 |

| Site | Opponent | Rams | Opp. |
|---|---|---|---|
| **1986 (2-2)** | | | |
| Anaheim | Houston | 14 | 17 |
| Anaheim | San Francisco | 31 | 17 |
| Anaheim | San Diego | 20 | 17 |
| Denver | Denver | 10 | 19 |
| **1987 (3-2)** | | | |
| London | Denver | 28 | 27 |
| Anaheim | Seattle | 23 | 14 |
| San Diego | San Diego | 23 | 21 |
| Anaheim | Denver | 20 | 24 |
| Anaheim | Washington | 14 | 26 |
| **1988 (2-3)** | | | |
| Canton | Cincinnati | 7 | 14 |
| Anaheim | Denver | 31 | 40 |
| Anaheim | San Diego | 27 | 6 |
| Anaheim | Houston, OT | 17 | 20 |
| San Diego | San Diego | 31 | 24 |
| **1989 (4-1)** | | | |
| Tokyo | San Francisco, OT | 16 | 13 |
| Denver | Denver | 13 | 17 |
| Anaheim | Phoenix | 23 | 20 |
| Anaheim | Minnesota | 24 | 12 |
| Anaheim | Detroit | 24 | 14 |
| **1990 (2-2)** | | | |
| Berlin | Kansas City | 19 | 3 |
| Anaheim | San Diego | 27 | 30 |
| Anaheim | Phoenix | 27 | 7 |
| Washington | Washington | 10 | 37 |
| **1991 (1-3)** | | | |
| Jacksonville | Atlanta | 17 | 38 |
| Anaheim | San Diego | 24 | 3 |
| Anaheim | Seattle | 7 | 23 |
| Memphis | Houston | 13 | 16 |
| **1992 (3-1)** | | | |
| Seattle | Seattle | 21 | 7 |
| Anaheim | Los Angeles Raiders, OT | 19 | 16 |
| Anaheim | Green Bay, OT | 16 | 13 |
| San Diego | San Diego | 19 | 30 |
| **1993 (0-4)** | | | |
| Phoenix | Phoenix | 13 | 24 |
| Anaheim | San Diego | 17 | 23 |
| Cleveland | Cleveland | 10 | 21 |
| Anaheim | Los Angeles Raiders | 19 | 20 |
| **1994 (0-4)** | | | |
| Madison, Wi. | Green Bay | 6 | 14 |
| Anaheim | New England | 10 | 28 |
| Anaheim | Los Angeles Raiders | 20 | 29 |
| San Diego | San Diego | 6 | 24 |
| **1995 (1-3)** | | | |
| Seattle | Seattle | 20 | 34 |
| Oakland | Oakland | 22 | 27 |
| Jacksonville | Jacksonville | 27 | 10 |
| San Diego | San Diego | 9 | 17 |
| **1996 (3-1)** | | | |
| Pittsburgh | Pittsburgh | 10 | 16 |
| St. Louis | Jacksonville | 17 | 10 |
| Kansas City | Kansas City | 34 | 30 |
| St. Louis | San Diego | 37 | 34 |
| **1997 (2-2)** | | | |
| Minnesota | Minnesota | 6 | 24 |
| St. Louis | Arizona | 12 | 0 |
| Dallas | Dallas | 31 | 34 |
| St. Louis | Kansas City | 14 | 13 |
| **1998 (2-2)** | | | |
| St. Louis | Denver | 13 | 20 |
| San Diego | San Diego | 27 | 41 |
| St. Louis | Dallas | 22 | 14 |
| Kansas City | Kansas City | 10 | 6 |

| Site | Opponent | Rams | Opp. |
|---|---|---|---|
| **1999 (2-2)** | | | |
| St. Louis | Oakland | 17 | 18 |
| Chicago | Chicago | 24 | 38 |
| St. Louis | San Diego | 24 | 21 |
| Detroit | Detroit | 17 | 6 |
| **2000 (2-2)** | | | |
| St. Louis | Oakland | 31 | 17 |
| Nashville | Tennessee | 3 | 30 |
| St. Louis | Buffalo | 27 | 31 |
| Dallas | Dallas | 24 | 17 |
| **2001 (3-2)** | | | |
| Canton | Miami | 17 | 10 |
| Buffalo | Buffalo | 24 | 10 |
| St. Louis | Tennessee | 10 | 23 |
| San Diego | San Diego, OT | 10 | 13 |
| St. Louis | Kansas City | 21 | 17 |
| **2002 (0-4)** | | | |
| Tennessee | Tennessee | 26 | 28 |
| St. Louis | Chicago | 17 | 19 |
| St. Louis | San Diego | 10 | 31 |
| Kansas City | Kansas City | 16 | 23 |
| **2003 (1-3)** | | | |
| Oakland | Oakland | 67 | |
| St. Louis | Tampa Bay | 26 | 16 |
| Buffalo | Buffalo | 24 | 28 |
| St. Louis | Kansas City | 622 | |
| **2004 (1-3)** | | | |
| St. Louis | Chicago, OT | 10 | 13 |
| Kansas City | Kansas City | 724 | |
| St. Louis | Washington | 28 | 3 |
| Oakland | Oakland | 24 | 28 |
| **2005 (3-1)** | | | |
| St. Louis | Chicago | 17 | 13 |
| San Diego | San Diego | 21 | 36 |
| Detroit | Detroit | 37 | 13 |
| St. Louis | Kansas City | 27 | 23 |
| **2006 (1-3)** | | | |
| St. Louis | Indianapolis | 19 | 17 |
| St. Louis | Houston | 20 | 27 |
| Kansas City | Kansas City | 12 | 16 |
| Miami | Miami | 929 | |
| **2007 (2-2)** | | | |
| Minneapolis | Minnesota | 13 | 10 |
| St. Louis | San Diego | 13 | 30 |
| Oakland | Oakland | 10 | 20 |
| St. Louis | Kansas City | 10 | 3 |
| **2008 (2-2)** | | | |
| Nashville | Tennessee | 13 | 34 |
| St. Louis | San Diego | 7 | 6 |
| St. Louis | Baltimore | 24 | 10 |
| Kansas City | Kansas City | 17 | 21 |
| **2009 (3-1)** | | | |
| Meadowlands | New York Jets | 23 | 20 |
| St. Louis | Atlanta | 13 | 20 |
| Cincinnati | Cincinnati | 24 | 21 |
| St. Louis | Kansas City | 17 | 9 |
| **2010 (3-1)** | | | |
| St. Louis | Minnesota | 7 | 28 |
| Cleveland | Cleveland | 19 | 17 |
| New England | New England | 36 | 35 |
| St. Louis | Baltimore | 27 | 21 |
| **2011 (4-0)** | | | |
| St. Louis | Indianapolis | 33 | 10 |
| St. Louis | Tennessee | 17 | 16 |
| Kansas City | Kansas City | 14 | 10 |
| Jacksonville | Jacksonville | 24 | 17 |

| Site | Opponent | Rams | Opp. |
|---|---|---|---|
| **2012 (2-2)** | | | |
| Indianapolis | Indianapolis | 3 | 38 |
| St. Louis | Kansas City | 31 | 17 |
| Dallas | Dallas | 19 | 20 |
| St. Louis | Baltimore | 31 | 17 |
| **2013 (1-3)** | | | |
| Cleveland | Cleveland | 19 | 27 |
| St. Louis | Green Bay | 7 | 19 |
| Denver | Denver | 26 | 27 |
| St. Louis | Baltimore | 24 | 21 |
| **2014 (1-3)** | | | |
| St. Louis | New Orleans | 24 | 26 |
| St. Louis | Green Bay | 7 | 21 |
| Cleveland | Cleveland | 33 | 14 |
| Miami | Miami | 13 | 14 |
| **2015 (0-4)** | | | |
| Oakland | Oakland | 3 | 18 |
| Tennessee | Tennessee | 14 | 27 |
| St. Louis | Indianapolis | 14 | 24 |
| St. Louis | Kansas City | 17 | 24 |

| Site | Opponent | Rams | Opp. |
|---|---|---|---|
| **2016 (2-2)** | | | |
| Los Angeles | Dallas | 28 | 24 |
| Los Angeles | Kansas City | 21 | 20 |
| Denver | Denver | 9 | 17 |
| Minnesota | Minnesota | 25 | 27 |
| **2017 (2-2)** | | | |
| Los Angeles | Dallas | 13 | 10 |
| Oakland | Oaklad | 24 | 21 |
| Los Angeles | L.A. Chargers | 19 | 21 |
| Green Bay | Green Bay | 10 | 24 |
| **2018 (2-2)** | | | |
| Baltimore | Baltimore | 7 | 33 |
| Los Angeles | Oakland | 19 | 15 |
| Los Angeles | Houston | 21 | 20 |
| New Orleans | New Orleans | 0 | 28 |
| **2019 (2-2)** | | | |
| Oakland | Oakland | 3 | 14 |
| Hawaii | Dallas | 10 | 14 |
| Los Angeles | Denver | 10 | 6 |
| Houston | Houston | 22 | 10 |

# Preseason Summary

| Summary (1937-2019) | Won | Lost | Tied |
|---|---|---|---|
| Rams vs. Arizona | 11 | 4 | 0 |
| Rams vs. Atlanta | 0 | 2 | 0 |
| Rams vs. Baltimore | 4 | 1 | 0 |
| Rams vs. Boston Yanks | 2 | 0 | 0 |
| Rams vs. Buffalo | 3 | 3 | 0 |
| Rams vs. Calif. All-Stars | 2 | 0 | 0 |
| Rams vs. Chicago | 2 | 4 | 0 |
| Rams vs. Cincinnati | 1 | 1 | 0 |
| Rams vs. Cleveland Browns | 15 | 13 | 1 |
| Rams vs. College All-Stars | 4 | 1 | 1 |
| Rams vs. Dallas | 15 | 12 | 0 |
| Rams vs. Denver | 3 | 8 | 0 |
| Rams vs. Detroit | 4 | 0 | 1 |
| Rams vs. East Chicago Indians | 1 | 0 | 0 |
| Rams vs. Green Bay | 2 | 4 | 0 |
| Rams vs. Hawaiian Warriors | 2 | 0 | 0 |
| Rams vs. Houston/Tennessee | 4 | 8 | 0 |
| Rams vs. Houston Texans | 2 | 1 | 0 |
| Rams vs. Indianapolis | 3 | 2 | 0 |

| Summary (1937-2018) | Won | Lost | Tied |
|---|---|---|---|
| Rams vs. Jacksonville | 3 | 0 | 0 |
| Rams vs. Kansas City | 15 | 9 | 0 |
| Rams vs. Miami | 2 | 3 | 0 |
| Rams vs. Minnesota | 5 | 7 | 0 |
| Rams vs. New York Bulldogs | 1 | 0 | 0 |
| Rams vs. New York Giants | 7 | 7 | 1 |
| Rams vs. New York Jets | 1 | 0 | 0 |
| Rams vs. New England | 5 | 4 | 0 |
| Rams vs. New Orleans | 2 | 2 | 0 |
| Rams vs. Oakland/Los Angeles Raiders | 9 | 13 | 0 |
| Rams vs. Philadelphia | 5 | 9 | 1 |
| Rams vs. Pittsburgh | 5 | 2 | 0 |
| Rams vs. San Diego/Los Angeles Chargers | 18 | 19 | 0 |
| Rams vs. San Diego Bombers | 1 | 0 | 0 |
| Rams vs. San Francisco | 21 | 7 | 0 |
| Rams vs. Seattle | 6 | 2 | 0 |
| Rams vs. Tampa Bay | 2 | 0 | 0 |
| Rams vs. Washington | 14 | 8 | 0 |
| Rams vs. Service teams | 8 | 0 | 0 |
| **Totals** | **208** | **154** | **5** |

Los Angeles Rams 2020 Media Guide

# All-Time Draft

# Los Angeles Rams Draft History

## Selections By School, 1937-2019

| | |
|---|---|
| Abilene Christian | 2 |
| Alabama | 12 |
| Alabama A&M | 1 |
| Alabama State | 4 |
| Albright | 1 |
| Alcorn State | 2 |
| Allegheny College | 1 |
| Alma | 1 |
| Appalachian State | 1 |
| Arizona | 12 |
| Arizona State | 12 |
| Arkansas | 15 |
| Arkansas State | 1 |
| Arkansas Tech | 3 |
| Arkansas-Monticello | 1 |
| Arkansas-Pine Bluff | 1 |
| Army | 1 |
| Arnold (CT) | 1 |
| Auburn | 11 |
| Austin (TX) | 2 |
| Azusa Pacific | 1 |
| Bakersfield J.C. | 1 |
| Baldwin-Wallace | 4 |
| Ball State | 3 |
| Baylor | 17 |
| Bishop (TX) | 1 |
| Boise J.C. | 1 |
| Boise State | 2 |
| Boston College | 10 |
| Boston University | 2 |
| Bowling Green | 2 |
| Brown | 1 |
| Bucknell | 2 |
| Buffalo | 1 |
| BYU | 3 |
| C.W. Post | 1 |
| Cal Poly-SLO | 4 |
| Cal State-Fullerton | 1 |
| Cal State-Los Angeles | 3 |
| California | 15 |
| Cal-Riverside | 2 |
| Carnegie-Mellon | 1 |
| Carthage | 1 |
| Case Western Reserve | 2 |
| Catawba | 2 |
| Catholic | 1 |
| Central Florida | 1 |
| Central Michigan | 1 |
| Central State (MO) | 1 |
| Central Washington | 1 |
| Cincinnati | 8 |
| Citadel | 2 |
| Clark (GA) | 1 |
| Clemson | 12 |
| Colgate | 3 |
| College of Idaho | 2 |
| College of the Ozarks | 1 |
| Colorado | 12 |
| Colorado College | 1 |
| Colorado Mines | 1 |
| Colorado State | 2 |
| Compton J.C. | 1 |
| Concordia (MN) | 1 |
| Cornell | 4 |
| Dakota Wesleyan | 1 |
| Dayton | 3 |
| Denver | 2 |
| Drake | 2 |
| Duke | 5 |
| Duquesne | 2 |
| East Carolina | 2 |
| East Texas State | 1 |
| Eastern Illinois | 2 |
| Eastern Kentucky | 2 |
| Eastern Michigan | 1 |
| Eastern Washington | 4 |
| Elon College | 1 |
| Emporia State | 1 |
| Fairmont State | 1 |
| Florida | 11 |
| Florida A&M | 3 |
| Florida State | 9 |
| Fordham | 5 |
| Franklin (IN) | 1 |
| Fresno State | 7 |
| George Washington | 1 |
| Georgia | 15 |
| Georgia Southern | 2 |
| Georgia Tech | 17 |
| Grambling | 3 |
| Hampton | 1 |
| Hanover (IN) | 1 |
| Hardin-Simmons | 1 |
| Harvard | 1 |
| Hawaii | 6 |
| Heidelberg | 1 |
| Hillsdale (MI) | 3 |
| Hofstra | 2 |
| Holy Cross | 4 |
| Houston | 13 |
| Howard | 1 |
| Idaho | 4 |
| Illinois | 15 |
| Indiana | 11 |
| Iowa | 13 |
| Iowa State | 1 |
| Jackson State | 5 |
| James Madison | 1 |
| Kansas | 10 |
| Kansas State | 5 |
| Kent State | 2 |
| Kentucky | 14 |
| Kentucky State | 1 |
| Lafayette | 1 |
| Lakeland (WI) | 1 |
| Lamar | 2 |
| Langston (OK) | 1 |
| Lincoln (MO) | 1 |
| Linfield (OR) | 2 |
| Lock Haven (PA) | 1 |
| Long Beach State | 1 |
| Loras (IA) | 1 |
| Louisville | 4 |
| LSU | 19 |
| Louisiana-Lafayette | 1 |
| Louisville | 1 |
| Maine | 1 |
| Mankato State | 1 |
| Marquette | 4 |
| Marshall | 1 |
| Maryland | 6 |
| McMurry State (TX) | 1 |
| McNeese State | 4 |
| Memphis | 2 |
| Memphis State | 7 |
| Mesa (CO) | 1 |
| Miami (FL) | 13 |
| Miami (OH) | 5 |
| Michigan | 13 |
| Michigan State | 21 |
| Middle Tenn. State | 1 |
| Miles (AL) | 1 |
| Minnesota | 8 |
| Mississippi | 6 |
| Mississippi College | 1 |
| Mississippi State | 11 |
| Missouri | 9 |
| Missouri Western | 1 |
| Montana | 3 |
| Montana State | 4 |
| Moorhead State (MN) | 1 |
| MS Valley State | 1 |
| Murray State | 2 |
| Navy | 1 |
| NE Louisiana | 1 |
| NE Oklahoma | 2 |
| Nebraska | 23 |
| Nevada-Reno | 1 |
| New Haven (CT) | 1 |
| New Mex. Highlands | 1 |
| New Mexico | 4 |
| New Mexico State | 5 |
| NM Highlands | 1 |
| Norfolk State | 1 |
| North Alabama | 1 |
| North Carolina | 10 |
| North Carolina A&T | 2 |
| North Carolina Central | 3 |
| North Carolina State | 5 |
| North Dakota | 1 |
| North Dakota State | 2 |
| North Texas State | 6 |
| Northeastern | 1 |
| Northern Arizona | 3 |
| Northern Illinois | 2 |
| Northwestern | 6 |
| Northwestern State (LA) | 1 |
| Notre Dame | 32 |
| Occidental | 1 |
| Ohio State | 27 |
| Ohio University | 2 |
| Oklahoma | 27 |
| Oklahoma A&M | 1 |
| Oklahoma City | 2 |
| Oklahoma State | 4 |
| Oregon | 23 |
| Oregon State | 18 |
| Pacific | 10 |
| Pacific Lutheran | 1 |
| Page | 1 |
| Parsons | 1 |
| Penn State | 16 |
| Pittsburg State (KS) | 1 |
| Pittsburgh | 15 |
| Portland State | 2 |
| Prairie View A&M | 1 |
| Purdue | 12 |
| Queen's (Ontario) | 1 |
| Rensselaer (NY) | 1 |
| Rhode Island | 2 |
| Rice | 6 |
| Richmond | 4 |
| Rutgers | 4 |
| Sam Houston State | 1 |
| San Bernardino Valley J.C. | 1 |
| San Diego State | 11 |
| San Francisco | 3 |
| San Jose State | 8 |
| Santa Ana J.C. | 1 |
| Santa Clara | 4 |
| SMU | 10 |
| Southern Mississippi | 1 |
| South Alabama | 1 |
| South Carolina | 8 |
| South Carolina State | 3 |
| South Dakota | 1 |
| South Florida | 2 |
| Southern | 5 |
| Southern Connecticut | 1 |
| Southern Illinois | 2 |
| Southern Mississippi | 8 |
| Southern Oregon | 2 |
| Southwestern | 1 |
| St. Ambrose (IA) | 2 |
| St. Augustine | 1 |
| St. Joseph's (IN) | 1 |
| St. Mary's (CA) | 7 |
| St. Norbert | 1 |
| Stanford | 10 |
| Stephen F. Austin | 3 |
| Sul Ross (TX) | 2 |
| SW Louisiana | 1 |
| SW Missouri State | 1 |
| SW Texas State | 1 |
| Syracuse | 3 |
| Tampa | 2 |
| Tenn.-Chattanooga | 1 |
| Tennessee | 14 |
| Tennessee State | 5 |
| Tennessee Tech | 1 |
| Texas | 20 |
| Texas A&I | 1 |
| Texas A&M | 17 |
| Texas Christian | 9 |
| Texas Mines | 1 |
| Texas Southern | 2 |
| Texas Tech | 10 |
| Texas Western | 1 |
| Texas-Arlington | 2 |
| Toledo | 5 |
| Trinity (CT) | 2 |
| Trinity (TX) | 2 |
| Tulane | 8 |
| Tulsa | 13 |
| UCLA | 44 |
| UNLV | 1 |
| USC | 39 |
| Utah | 6 |
| Utah State | 7 |
| UTEP | 3 |
| Valparaiso | 2 |
| Vanderbilt | 7 |
| Villanova | 9 |
| Virginia | 9 |
| Virginia Military | 1 |
| Virginia State | 1 |
| Virginia Tech | 5 |
| Virginia Union | 1 |
| Wabash (IN) | 1 |
| Wake Forest | 5 |
| Washington | 40 |
| Washington & Jefferson | 1 |
| Washington State | 16 |
| Wayne State (NE) | 2 |
| Weber State | 4 |
| West TX St/West TX A&M | 9 |
| West Virginia | 11 |
| Westchester (PA) | 1 |
| Western Kentucky | 2 |
| Western Michigan | 1 |
| Western New Mexico | 1 |
| Wheaton | 1 |
| Whitworth | 1 |
| Wichita State | 3 |
| Widener | 1 |
| Wiley College (TX) | 1 |
| William & Mary | 2 |
| Williamette | 1 |
| Winston-Salem | 1 |
| Wisconsin | 13 |
| Wisconsin-LaCrosse | 3 |
| Wisconsin-Whitewater | 3 |
| Wittenberg | 1 |
| Wyoming | 4 |
| Xavier | 1 |
| Youngstown State | 1 |

**Top Schools:**

UCLA 44; Washington 40; USC 39; Notre Dame 32; Ohio State 27; Oklahoma 28; Nebraska 23; Oregon 23; Michigan State 21; Texas 20; LSU 19; Oregon State 18; Baylor 17, Georgia Tech 17; Texas A&M 17; Washington State 16.

**First Round Draft Choices By Position**

| | |
|---|---|
| Running Backs | 34 |
| Offensive Linemen | 22 |
| Defensive Linemen | 14 |
| Linebackers | 10 |
| Wide Receivers | 9 |
| Defensive Backs | 5 |
| Quarterbacks | 4 |
| Tight Ends | 1 |
| Punters/Kickers | 0 |

# DRAFT CHOICES BY CLASS 1937-2019

## 2020

*April 23-April 25, 2020*

| Rd. | Player | Pos. | College | Sel. # |
|---|---|---|---|---|
| 2. | (A) Cam Akers | RB | Florida State | 52 |
| 2. | (B) Van Jefferson from Houston Texans | WR | Florida | 57 |
| 3. | (A) Terrell Lewis | OLB | Alabama | 84 |
| 3. | (B) Terrell Burgess Compensatory Pick | S | Utah | 104 |
| 4. | Brycen Hopkins from New England | TE | Purdue | 136 |
| 6. | Jordan Fuller | S | Ohio State | 199 |
| 7. | (A) Clay Johnston | LB | Baylor | 234 |
| 7. | (B) Samuel Sloman from Houston Texans | K | Miami University (Ohio) | 248 |
| 7. | (C) Tremayne Anchrum from Houston Texans | OL | Clemson | 250 |

## 2019

*April 25-April 27, 2019*

| Rd. | Player | Pos. | College | Sel. # |
|---|---|---|---|---|
| 2. | Taylor Rapp from Kansas City | S | Washington | 61 |
| 3. | (A) Darrell Henderson Jr. from Tampa Bay | RB | Memphis | 70 |
| 3. | (B) David Long Jr. from Atlanta | CB | Michigan | 79 |
| 3. | (C) Bobby Evans from New England | T | Oklahoma | 97 |
| 4. | Greg Gaines from New England | DT | Washington | 134 |
| 5. | David Edwards | T | Wisconsin | 169 |
| 7. | (A) Nick Scott from New England | S | Penn State | 243 |
| 7. | (B) Dakota Allen | LB | Texas Tech | 251 |

## 2018

*April 26-April 28, 2018*

| Rd. | Player | Pos. | College | Sel. # |
|---|---|---|---|---|
| 1. | Choice to New England for WR Brandin Cooks | | | |
| 2. | Choice to Buffalo for WR Sammy Watkins | | | |
| 3. | Joseph Notebook from Oakland | OT | Texas Christian | 89 |
| 4. | (A) Brian Allen from Miami | C | Michigan State | 111 |
| 4. | (B) John Franklin-Myers from New York Giants | DE | Stephen F. Austin | 135 |
| 5. | (A) Micah Kiser from Carolina | LB | Virginia | 147 |
| 5. | (B) Ogbonnia Okoronkwo from Denver | OLB | Oklahoma | 160 |
| 6. | (A) John Kelly from New York Giants | RB | Tennessee | 176 |
| 6. | (B) Jamil Demby from Dallas | OL | Maine | 192 |
| 6. | (C) Sebastian Joseph-Day from Buffalo | DL | Rutgers | 195 |
| 6. | (D) Trevon Young from Washington | OLB | Louisville | 205 |
| 7. | (A) Travin Howard from Washington | LB | Texas Christian | 231 |
| 7. | (B) Justin Lawler from Atlanta | DL | Southern Methodist | 244 |

## 2017

*April 27-April 29, 2017*

| Rd. | Player | Pos. | College | Sel. # |
|---|---|---|---|---|
| 1. | Choice to Tennessee | | | |
| 2. | Choice to Buffalo | | | |
| 2. | Gerald Everett from Buffalo | TE | South Alabama | 44 |
| 3. | (A) Cooper Kupp | WR | Eastern Washington | 69 |
| 3. | (B) John Johnson from Kansas City thorugh Buffalo | DB | Boston College | 91 |
| 3. | Choice to Tennessee | | | |
| 4. | Choice to Chicago | | | |
| 4. | (A) Josh Reynolds from Buffalo through Chicago | WR | Texas A&M | 177 |
| 4. | (B) Samson Ebukam from Tampa Bay through New York Jets | LB | Eastern Washington | 125 |
| 5. | Choice to Atlanta through Buffalo | | | |
| 6. | (A) Tanzel Smart | DT | Tulane | 189 |
| 6. | (B) Sam Rogers from Miami | FB | Virginia Tech | 206 |
| 7. | Choice to Tampa Bay through Miami | | | |
| 7. | Ejuan Price from Baltimore | LB | Pittsburgh | 234 |

## 2016

*April 28-April 30, 2016*

| Rd. | Player | Pos. | College | Sel. # |
|---|---|---|---|---|
| 1. | Jared Goff from Tennessee | QB | California | 1 |
| 1. | Choice to Cleveland through Tennessee | | | |
| 2. | Choice to Tennessee | | | |
| 3. | Choice to Cleveland through Tennessee | | | |
| 4. | (A) Tyler Higbee | TE | Western Kentucky | 110 |
| 4. | (B) Pharoh Cooper from Buffalo through Chicago | WR | South Carolina | 117 |
| 5. | Choice Exercised in 2015 Supplemental Draft for Battle, Isaiah, T, Clemson | | | |
| 6. | (A) Temarrick Hemingway from Tennessee | TE | S. Carolina State | 177 |
| 6. | (B) Josh Forrest | LB | Kentucky | 119 |
| 6. | (C) Michael Thomas from Carolina through Chicago | WR | Southern Mississippi | 206 |
| 7. | Choice to New York Jets through Houston and Denver | | | |

## 2015 Supplemental Draft

*July 9, 2015*

| Rd. | Player | Pos. | College | Sel. # |
|---|---|---|---|---|
| 5. | Isaiah Battle | OT | Clemson | - |

## 2015

*April 30-May 2, 2015*

| Rd. | Player | Pos. | College | Sel. # |
|---|---|---|---|---|
| 1. | Todd Gurley | RB | Georgia | 10 |
| 2. | Choice to Carolina | | | |
| 2. | Rob Havenstein from Carolina | OT | Wisconsin | 57 |
| 3. | (A) Jamon Brown | OL | Louisville | 72 |
| 3. | (B) Sean Mannion from Carolina | QB | Oregon State | 89 |
| 4. | Choice to Indianapolis through Tampa Bay | | | |
| 4. | Andrew Donnal from Philadelphia | OL | Iowa | 119 |
| 5. | Choice to Miami through Philadelphia | | | |
| 6. | Choice to Tampa Bay | | | |
| 6. | (A) Bud Sasser from Carolina | WR | Missouri | 201 |
| 6. | (B) Cody Wichmann compensatory selection | OL | Fresno State | 215 |
| 7. | (A) Bryce Hager from Chicago through New York Jets | LB | Baylor | 224 |
| 7. | (B) Martin Ifedi | DE | Memphis | 227 |

## 2014

*May 8-10, 2014*

| Rd. | Player | Pos. | College | Sel. # |
|---|---|---|---|---|
| 1. | (A) Greg Robinson from Washington | OT | Auburn | 2 |
| 1. | (B) Aaron Donald | DT | Pittsburgh | 13 |
| 2. | Lamarcus Joyner from Buffalo | DB | Florida State | 41 |
| 2. | Choice to Buffalo | | | |
| 3. | Tre Mason | RB | Auburn | 75 |
| 4. | Maurice Alexander | S | Utah State | 110 |
| 5. | Choice to Buffalo | | | |
| 6. | (A) E.J. Gaines | CB | Missouri | 188 |
| 6. | (B) Garrett Gilbert compensatory selection | QB | SMU | 214 |
| 7. | (A) Mitchell Van Dyk | OL | Portland State | 226 |
| 7. | (B) Christian Bryant from Indianapolis | S | Ohio State | 241 |
| 7. | (C) Michael Sam compensatory selection | DE | Missouri | 249 |
| 7. | (D) Demetrius Rhaney compensatory selction | C | Tennessee State | 250 |

## 2013

*April 25-27, 2013*

| Rd. | Player | Pos. | College | Sel. # |
|---|---|---|---|---|
| 1. | (A) Tavon Austin from Buffalo | WR | West Virginia | 8 |
| 1. | Choice to Buffalo | | | |
| 1. | (B) Alec Ogletree from Atlanta | LB | Georgia | 30 |
| 2. | Choice to Buffalo | | | |
| 3. | (A) T.J. McDonald from Buffalo | S | USC | 71 |
| 3. | Choice to Buffalo | | | |
| 3. | (B) Stedman Bailey from Atlanta | WR | West Virginia | 92 |
| 4. | Barrett Jones | OL | Alabama | 113 |
| 5. | (A) Brandon McGee | CB | Miami | 149 |
| 5. | (B) Zac Stacy from Houston | RB | Vanderbilt | 160 |
| 6. | Choice to Oakland through Houston | | | |
| 7. | Choice to Buffalo | | | |

## 2012

*April 26-28, 2012*

| Rd. | Player | Pos. | College | Sel. # |
|---|---|---|---|---|
| 1. | Choice to Washington | | | |
| 1. | Michael Brockers from Dallas | DT | LSU | 14 |
| 2. | (A) Brian Quick | WR | Appalachian State | 33 |
| 2. | (B) Janoris Jenkins from Washington | CB | North Alabama | 39 |
| 2. | (C) Isaiah Pead from Chicago | RB | Cincinnati | 50 |
| 3. | Trumaine Johnson | CB | Montana | 65 |
| 4. | Chris Givens | WR | Wake Forest | 96 |
| 5. | Choice to Denver | | | |
| 5. | Rokevious Watkins from Chicago | OT | South Carolina | 150 |
| 6. | Greg Zuerlein | K | Missouri Western | 171 |
| 7. | (A) Aaron Brown | LB | Hawaii | 209 |
| 7. | (B) Daryl Richardson | RB | Abilene Christian | 252 |

## 2011

*April 28-30, 2011*

| Rd. | Player | Pos. | College | Sel. # |
|---|---|---|---|---|
| 1. | Robert Quinn | DE | North Carolina | 14 |
| 2. | Lance Kendricks | TE | Wisconsin | 47 |
| 3. | Austin Pettis | WR | Boise State | 78 |
| 4. | Greg Salas | WR | Hawaii | 112 |
| 5. | Choice to Atlanta | | | |
| 5. | Jermale Hines from Atlanta | S | Ohio State | 158 |
| 6. | Choice to Baltimore | | | |
| 7. | (A) Mikail Baker | S | Baylor | 216 |
| 7. | (B) Jabara Williams from Baltimore | LB | Stephen F. Austin | 228 |
| 7. | (C) Jonathan Nelson from Atlanta | S | Oklahoma | 229 |

## 2010

*April 22-24, 2010*

| Rd. | Player | Pos. | College | Sel. # |
|---|---|---|---|---|
| 1. | Sam Bradford | QB | Oklahoma | 1 |
| 2. | Rodger Saffold | OT | Indiana | 33 |
| 3. | Jerome Murphy | CB | South Florida | 65 |
| 4. | Mardy Gilyard | WR | Cincinnati | 99 |
| 5. | (A) Michael Hoomanawanui | TE | Illinois | 132 |
| 5. | (B) Hall Davis from Philadelphia | DE | Louisiana-Lafayette | 149 |
| 6. | (A) Fendi Onobun | TE | Houston | 170 |
| 6. | (B) Eugene Sims from Atlanta | DE | West Texas A&M | 189 |
| 7. | Choice to New England through Washington | | | |
| 7. | (A) Marquis Johnson from Washington | CB | Alabama | 211 |
| 7. | (B) George Selvie from Atlanta | DE | South Florida | 226 |
| 8. | (C) Josh Hull compensatory selection | LB | Penn State | 254 |

## 2009

*April 25-26, 2009*

| Rd. | Player | Pos. | College | Sel. # |
|---|---|---|---|---|
| 1. | Jason Smith | T | Baylor | 2 |
| 2. | James Laurinaitis | LB | Ohio State | 35 |
| 3. | Bradley Fletcher | CB | Iowa | 66 |
| 4. | Darell Scott | DT | Clemson | 103 |
| | Choice to Atlanta | | | |
| 5. | Brooks Foster from Atlanta | WR | North Carolina | 160 |
| | Choice to Atlanta | | | |
| 6. | Keith Null from Atlanta | QB | West Texas A&M | 196 |
| 7. | Chris Ogbonnaya | RB | Texas | 211 |

## 2008

*April 26-27, 2008*

| Rd. | Player | Pos. | College | Sel. # |
|---|---|---|---|---|
| 1. | Chris Long | DE | Virginia | 2 |
| 2. | Donnie Avery | WR | Houston | 33 |
| 3. | John Greco | T | Toledo | 65 |
| 4. | (A) Justin King | CB | Penn State | 101 |
| 4. | (B) Keenan Burton from Packers | WR | Kentucky | 128 |
| 5. | Roy Schuening from Titans through Washington | G | Oregon State | 157 |
| 6. | Choice to Washington | | | |
| 6. | Choice to Washington | | | |
| 7. | Choice to Green Bay | | | |
| 7. | (A) Chris Chamberlain from Washington | LB | Tulsa | 228 |
| 8. | (B) David Vobora compensatory selection | LB | Idaho | 252 |

## 2007

*April 28-29, 2007*

| Rd. | Player | Pos. | College | Sel. # |
|---|---|---|---|---|
| 1. | Adam Carriker | DL | Nebraska | 13 |
| 2. | Brian Leonard | RB | Rutgers | 52 |
| 3. | Choice to Kansas City | | | |
| 3. | Jonathan Wade | CB | Tennessee | 84 |
| 4. | Choice to Detroit | | | |
| 5. | Dustin Fry | C | Clemson | 139 |
| | from Detroit | | | |
| 5 | Clifton Ryan | DT | Michigan State | 154 |
| | from Detroit through St. Louis | | | |
| 6. | Ken Shackleford | T | Georgia | 190 |
| 7. | Choice to Miami | | | |
| 7. | (A) Keith Jackson | DT | Arkansas | 248 |
| | compensatory selection | | | |
| 7. | (B) Derek Stanley | WR | Wisconsin-Whitewater | 249 |
| | compensatory selection | | | |

## 2006

*April 29-30, 2006*

| Rd. | Player | Pos. | College | Sel. # |
|---|---|---|---|---|
| 1. | Tye Hill | CB | Clemson | 15 |
| | from Denver | | | |
| 2. | Joe Klopfenstein | TE | Colorado | 46 |
| 3. | (A) Claude Wroten | DT | LSU | 68 |
| | from San Francisco through Denver | | | |
| 3. | (B) Jon Alston | LB | Stanford | 77 |
| 3. | (C) Dominique Byrd | TE | USC | 93 |
| | from Denver through Atlanta and Green Bay | | | |
| 4. | Victor Adeyanju | DE | Indiana | 113 |
| | from San Diego | | | |
| 5. | Marques Hagans | WR | Virginia | 144 |
| 6. | Choice to Green Bay | | | |
| 7. | (A) Tim McGarigle | LB | Northwestern | 221 |
| 7. | (B) Mark Setterstrom | G | Minnesota | 242 |
| | compensatory selection | | | |
| 7. | (C) Tony Palmer | G | Missouri | 243 |
| | compensatory selection | | | |

## 2005

*April 23-24, 2005*

| Rd. | Player | Pos. | College | Sel. # |
|---|---|---|---|---|
| 1. | Alex Barron | T | Florida State | 19 |
| 2. | Ronald Bartell | CB | Howard | 50 |
| 3. | (A) Oshiomogho Atogwe | S | Stanford | 66 |
| | from Miami | | | |
| 3. | (B) Richie Incognito | G | Nebraska | 81 |
| 4. | (A) Jerome Carter | S | Florida State | 117 |
| 4. | (B) Claude Terrell | G | New Mexico | 134 |
| | compensatory selection | | | |
| 5. | Jerome Collins | TE | Notre Dame | 144 |
| | from N.Y. Giants through San Diego and Tampa Bay | | | |
| 6. | (A) Dante Ridgeway | WR | Ball State | 192 |
| 6. | (B) Reggie Hodges | P | Ball State | 210 |
| | compensatory selection | | | |
| 7. | Choice to Tampa Bay | | | |
| 7. | (A) Ryan Fitzpatrick | QB | Harvard | 250 |
| | compensatory selection | | | |
| 7. | (B) Madison Hedgecock | FB | North Carolina | 251 |
| | compensatory selection | | | |

## 2004

*April 24-25, 2004*

| Rd. | Player | Pos. | College | Sel. # |
|---|---|---|---|---|
| 1. | Steven Jackson | RB | Oregon State | 24 |
| | from Denver through Cincinnati | | | |
| 2. | Choice to New Orleans | | | |
| 3. | Anthony Hargrove | DE | Georgia Tech | 91 |
| 4. | Choice to Cincinnati | | | |
| 4. | Brandon Chillar | LB | UCLA | 130 |
| | compensatory selection | | | |
| 5. | Jason Shivers | S | Arizona State | 158 |
| 6. | Jeff Smoker | QB | Michigan State | 201 |
| | compensatory selection | | | |
| 7. | Choice to Indianapolis | | | |
| 7. | (A) Erik Jensen | TE | Iowa | 237 |
| | compensatory selection | | | |
| 7. | (B) Larry Turner | C | Eastern Kentucky | 238 |
| | compensatory selection | | | |

## 2003

*April 26-27, 2003*

| Rd. | Player | Pos. | College | Sel. # |
|---|---|---|---|---|
| 1. | Jimmy Kennedy | DT | Penn State | 12 |
| 2. | Pisa Tinoisamoa | LB | Hawaii | 43 |
| 3. | Kevin Curtis | WR | Utah State | 74 |
| 4. | (A) Shaun McDonald | WR | Arizona State | 106 |
| 4. | (B) DeJuan Groce | CB | Nebraska | 107 |
| | from Washington | | | |
| 5. | (A) Dan Curley | TE | Eastern Washington | 148 |
| 5. | (B) Shane Walton | CB | Notre Dame | 170 |
| | compensatory selection | | | |
| 5. | (C) Kevin Garrett | CB | SMU | 172 |
| | compensatory selection | | | |
| 6. | Scott Tercero | G | California | 184 |
| 7. | Choice to New England | | | |
| 7. | (A) Scott Shanle | LB | Nebraska | 251 |
| 7. | (B) Richard Angulo | TE | Western New Mexico | 254 |
| | compensatory selection | | | |

## 2002

*April 20-21, 2002*

| Rd. | Player | Pos. | College | Sel. # |
|---|---|---|---|---|
| 1. | Robert Thomas | LB | UCLA | 31 |
| 2. | Travis Fisher | CB | Central Florida | 64 |
| 3. | (A) Lamar Gordon | RB | North Dakota State | 84 |
| 3. | (B) Eric Crouch | WR | Nebraska | 95 |
| | from Kansas City | | | |
| 4. | Travis Scott | G | Arizona State | 130 |
| 5. | Courtland Bullard | LB | Ohio State | 167 |
| 6. | Choice to Indianapolis | | | |
| 6. | Steve Bellisari | S | Ohio State | 205 |
| | from New England | | | |
| 7. | Chris Massey | LS | Marshall | 243 |

## 2001

*April 21-22, 2001*

| Rd. | Player | Pos. | College | Sel. # |
|---|---|---|---|---|
| 1. | (A) Damione Lewis | DT | Miami (FL) | 12 |
| | from Kansas City | | | |
| 1. | (B) Adam Archuleta | S | Arizona State | 20 |
| 1. | (C) Ryan Pickett | DT | Ohio State | 29 |
| | from Tennessee | | | |
| 2. | Tommy Polley | LB | Florida State | 42 |
| | from Kansas City | | | |
| 2 | Choice to Arizona | | | |
| 3. | Brian Allen | LB | Florida State | 83 |
| 4. | (A) Milton Wynn | WR | Washington State | 116 |
| 4. | (B) Brandon Manumaleuna | TE | Arizona | 129 |
| | compensatory selection | | | |
| 5. | Jerametrius Butler | CB | Kansas State | 145 |
| | from Washington | | | |
| 5. | Choice to Washington | | | |
| 6. | Choice to Washington | | | |
| 6. | Francis St. Paul | WR | Northern Arizona | 197 |
| | compensatory selection | | | |
| 7. | Choice to Green Bay | | | |

## 2000

*April 15-16, 2000*

| Rd. | Player | Pos. | College | Sel. # |
|---|---|---|---|---|
| 1. | Trung Canidate | RB | Arizona | 31 |
| 2. | Jacoby Shepherd | CB | Oklahoma State | 62 |
| 3. | John St. Clair | C | Virginia | 94 |
| 4. | Kaulana Noa | T | Hawaii | 104 |
| | from Chicago | | | |
| 4. | Choice to Chicago | | | |
| 5. | Brian Young | DE | UTEP | 139 |
| 5. | Choice to Chicago through Detroit | | | |
| 6. | Matt Bowen | S | Iowa | 198 |
| 7. | Andrew Kline | G | San Diego State | 220 |
| | from Detroit | | | |
| 7. | Choice to Chicago | | | |

## 1999

*April 17-18, 1999*

| Rd. | Player | Pos. | College | Sel. # |
|---|---|---|---|---|
| 1. | Torry Holt | WR | North Carolina State | 6 |
| 2. | Choice to Indianapolis | | | |
| 2. | Dre' Bly<br>from New Orleans | CB | North Carolina | 41 |
| 3. | Rich Coady | S | Texas A&M | 68 |
| 4. | Joe Germaine | QB | Ohio State | 101 |
| 5. | Choice to Indianapolis | | | |
| 5. | Cameron Spikes<br>from Baltimore | G | Texas A&M | 145 |
| 6. | Lionel Barnes | DE | NE Louisiana | 176 |
| 7. | Choice to Green Bay | | | |
| 7. | Rodney Williams<br>compensatory selection | P | Georgia Tech | 252 |

## 1998

*April 18-19, 1998*

| Rd. | Player | Pos. | College | Sel. # |
|---|---|---|---|---|
| 1. | Grant Wistrom | DE | Nebraska | 6 |
| 2. | Robert Holcombe | RB | Illinois | 37 |
| 3. | Leonard Little<br>from New York Jets | DE | Tennessee | 65 |
| 3. | Choice to New York Jets | | | |
| 4. | (A) Az-Zahir Hakim<br>from San Diego | WR | San Diego State | 96 |
| 4. | (B) Roland Williams | TE | Syracuse | 98 |
| 5. | Raymond Priester | RB | Clemson | 129 |
| 6. | Glenn Rountree | G | Clemson | 159 |
| 7. | Choice to New York Jets | | | |
| 7. | Jason Chorak<br>compensatory selection | DE | Washington | 236 |

## 1997

*April 19-20, 1997*

| Rd. | Player | Pos. | College | Sel. # |
|---|---|---|---|---|
| 1. | Orlando Pace<br>from New York Jets | T | Ohio State | 1 |
| 1. | Choice to Seattle through New York Jets and Tampa Bay | | | |
| 2. | Choice to Chicago | | | |
| 2. | Dexter McCleon<br>from Chicago | CB | Clemson | 40 |
| 3. | Choice to Denver through New York Jets | | | |
| 4. | Choice to New York Jets | | | |
| 4. | Ryan Tucker<br>from Miami | C | TCU | 121 |
| 5. | Choice to San Diego | | | |
| 5. | Taje Allen<br>from Denver | CB | Texas | 158 |
| 6. | Choice to Miami | | | |
| 6. | Muadianvita Kazadi<br>from Houston | LB | Tulsa | 179 |
| 7. | Choice to Philadelphia through New York Jets | | | |
| 7. | Cedric White | DE | North Carolina A&T | 215 |

## 1996

*April 20-21, 1996*

| Rd. | Player | Pos. | College | Sel. # |
|---|---|---|---|---|
| 1. | (A) Lawrence Phillips | RB | Nebraska | 6 |
| 1. | Choice to Chicago | | | |
| 1. | (B) Eddie Kennison<br>from Chicago | WR | LSU | 18 |
| 2. | (A) Tony Banks | QB | Michigan State | 42 |
| 2. | (B) Ernie Conwell<br>from Pittsburgh | TE | Washington | 59 |
| 3. | Jerald Moore<br>from Chicago | RB | Oklahoma | 83 |
| 4. | Percell Gaskins | LB | Kansas State | 105 |
| 5. | Fred Miller | T | Baylor | 141 |
| 6. | (A) Derrick Harris | RB | Miami (FL) | 175 |
| 6. | (B) Hayward Clay<br>from Dallas through Chicago | TE | Texas A&M | 201 |
| 7. | Chuck Osborne | DT | Arizona | 222 |

## 1995

*April 22-23, 1995*

| Rd. | Player | Pos. | College | Sel. # |
|---|---|---|---|---|
| 1. | Kevin Carter | DE | Florida | 6 |
| 2 | (A) Zach Wiegert | T | Nebraska | 38 |
| 2. | (B) Jesse James<br>from San Francisco | T | Mississippi State | 62 |
| 3. | Steve McLaughlin<br>from Detroit | K | Arizona | 82 |
| 4. | Lovell Pinkney<br>from Detroit | WR/TE | Texas | 115 |
| 5. | Mike Scurlock | DB | Arizona | 140 |
| 6. | Choice to San Diego | | | |
| 7. | (A) Gerald McBurrows | DB | Kansas | 214 |
| 7. | (B) Herman O'Berry<br>from New Orleans | DB | Oregon | 220 |
| 7. | (C) Bronzell Miller<br>compensatory selection | DE/LB | Utah | 239 |
| 7. | (D) Johnny (JT) Thomas<br>compensatory selection | WR | Arizona State | 240 |

## 1994

*April 24-25, 1994*

| Rd. | Player | Pos. | College | Sel. # |
|---|---|---|---|---|
| 1. | Choice to Indianapolis | | | |
| 1. | Wayne Gandy<br>from San Diego through San Francisco | T | Auburn | 15 |
| 2. | (A) Isaac Bruce | WR | Memphis State | 33 |
| 2. | (B) Toby Wright<br>compensatory selection | S | Nebraska | 49 |
| 2. | (C) Brad Ottis<br>from San Francisco | DE | Wayne State (NE) | 56 |
| 3. | (A) Keith Lyle | S | Virginia | 71 |
| 3. | (B) James Bostic<br>from Atlanta through Indianapolis | RB | Auburn | 83 |
| 3. | (C) Ernest Jones<br>from Philadelphia through San Francisco | LB | Oregon | 100 |
| 4. | Chris Brantley | WR | Rutgers | 108 |
| 5. | Choice to New England through Arizona | | | |
| 6. | (A) Rickey Brady | TE | Oklahoma | 167 |
| 6. | (B) Ronald Edwards<br>from Dallas | T | North Carolina A&T | 198 |
| 7. | Choice to Kansas City | | | |

## 1993

*April 25-26, 1993*

| Rd. | Player | Pos. | College | Sel. # |
|---|---|---|---|---|
| 1. | Jerome Bettis | RB | Notre Dame | 10 |
| 2. | Troy Drayton | TE | Penn State | 39 |
| 3. | Russell White<br>from Indianapolis | RB | California | 73 |
| 4. | Choice to San Diego | | | |
| 5. | (A) Sean LaChapelle | WR | California | 122 |
| 5. | (B) Chuck Belin<br>from Indianapolis | G | Wisconsin | 127 |
| 6. | Deral Boykin | S | Louisville | 146 |
| 7. | Brad Fichtel | C | Eastern Illinois | 179 |
| 8. | (A) Jeff Buffaloe | P | Memphis State | 206 |
| 8. | (B) Maa Tanuvasa<br>from Cleveland | DT | Hawaii | 209 |

## 1992

*April 26-27, 1992*

| Rd. | Player | Pos. | College | Sel. # |
|---|---|---|---|---|
| 1. | Sean Gilbert | DL | Pittsburgh | 3 |
| 2. | Steve Israel | DB | Pittsburgh | 30 |
| 3. | (A) Mark Boutte<br>from Indianapolis | DL | LSU | 57 |
| 3. | (B) Todd Kinchen | WR | LSU | 60 |
| 4. | Shawn Harper | G | Indiana | 87 |
| 5. | Chris Crooms | DB | Texas A&M | 114 |
| 6. | Joe Campbell | RB | Middle Tenn. State | 144 |
| 7. | Darryl Ashmore | T | Northwestern | 171 |
| 8. | Ricky Jones | QB | Alabama State | 198 |
| 9. | T.J. Rubley | QB | Tulsa | 228 |
| 10. | Tim Lester | RB | Eastern Kentucky | 255 |
| 11. | (A) Brian Townsend<br>from Indianapolis | LB | Michigan | 281 |
| 11. | (B) Brian Thomas | WR | Southern | 282 |
| 12. | Kelvin Harris | C | Miami (FL) | 312 |

## 1991

*April 21-22, 1991*

| Rd. | Player | Pos. | College | Sel. # |
|---|---|---|---|---|
| 1. | Todd Lyght | CB | Notre Dame | 5 |
| 2. | Roman Phifer | LB | UCLA | 31 |
| 3. | Choice to Detroit | | | |
| 4. | Choice to Denver | | | |
| 4. | Robert Bailey from Los Angeles Raiders | CB | Miami (FL) | 107 |
| 5. | Robert Young | DT | Mississippi State | 116 |
| 6. | Neal Fort | T | BYU | 143 |
| 7. | Tyrone Shelton | FB | William & Mary | 170 |
| 8. | Patt Tyrance | LB | Nebraska | 201 |
| 9. | Jeff Fields | DT | Arkansas State | 228 |
| 10. | Choice to San Diego | | | |
| 11. | Terry Crews | DE | Western Michigan | 281 |
| 12. | (A) Jeff Pahukoa from Denver | G/T | Washington | 311 |
| 12. | (B) Ernie Thompson | RB | Indiana | 312 |

## 1990

*April 22-23, 1990*

| Rd. | Player | Pos. | College | Sel. # |
|---|---|---|---|---|
| 1. | Bern Brostek | C | Washington | 23 |
| 2. | Pat Terrell | S | Notre Dame | 49 |
| 3. | Latin Berry | RB | Oregon | 78 |
| 4. | Choice to Detroit | | | |
| 5. | Choice to New York Jets | | | |
| 6. | Tim Stallworth | WR | Washington State | 161 |
| 7. | Kent Elmore | P | Tennessee | 190 |
| 8. | (A) Ray Savage from Tampa Bay | LB | Virginia | 198 |
| 8. | (B) Elbert Crawford | C | Arkansas | 216 |
| 9. | Tony Lomack | WR | Florida | 245 |
| 10. | Stephen Bates | LB | James Madison | 272 |
| 11. | Bill Goldberg | NT | Georgia | 301 |
| 12. | David Lang | RB | Northern Arizona | 327 |

## 1989

*April 23-24, 1989*

| Rd. | Player | Pos. | College | Sel. # |
|---|---|---|---|---|
| 1. | (A) Bill Hawkins | DE | Miami (FL) | 21 |
| 1. | (B) Cleveland Gary from Buffalo | RB | Miami (FL) | 26 |
| 2. | (A) Frank Stams from Indianapolis | LB | Notre Dame | 45 |
| 2. | (B) Brian Smith | LB | Auburn | 48 |
| 2. | (C) Darryl Henley from Buffalo | CB | UCLA | 53 |
| 3. | Kevin Robbins | T | Michigan State | 75 |
| 4. | Jeff Carlson | QB | Weber State | 102 |
| 5. | Alfred Jackson | WR | San Diego State | 135 |
| 6. | (A) Thom Kaumeyer from San Diego | S | Oregon | 148 |
| 6. | (B) Mark Messner | LB | Michigan | 161 |
| 7. | George Bethune | LB | Alabama | 188 |
| 8. | Warrenn Wheat | T | BYU | 215 |
| 9. | Vernon Kirk | TE | Pittsburgh | 242 |
| 10. | Mike Williams | WR | Northeastern | 269 |
| 11. | Choice to Tampa Bay | | | |
| 12. | Choice to Tampa Bay | | | |

## 1988

*April 24-25, 1988*

| Rd. | Player | Pos. | College | Sel. # |
|---|---|---|---|---|
| 1. | Choice to Los Angeles Raiders through Houston | | | |
| 1. | (A) Gaston Green from Buffalo | RB | UCLA | 14 |
| 1. | (B) Aaron Cox from Indianapolis | WR | Arizona State | 20 |
| 2. | (A) Anthony Newman | DB | Oregon | 35 |
| 2. | (B) Willie Anderson from San Diego | WR | UCLA | 46 |
| 2. | (C) Fred Strickland from Indianapolis | LB | Purdue | 47 |
| 3. | Choice to Washington | | | |
| 3. | Mike Piel from Washington | DT | Illinois | 64 |
| 4. | Choice to Washington | | | |
| 5. | (A) Robert Delpino | RB | Missouri | 117 |
| 5. | (B) James Washington from Washington | S | UCLA | 137 |
| 6. | (A) Keith Jones | RB | Nebraska | 147 |
| 6. | (B) Jeff Knapton from Washington | DT | Wyoming | 165 |
| 7. | Choice to Denver | | | |
| 8. | Darryl Franklin | WR | Washington | 201 |
| 9. | Pat Foster | DT | Montana | 231 |
| 10. | R.C. Mullen | T | SW Louisiana | 258 |
| 11. | Choice to San Diego | | | |
| 12. | Choice to Washington | | | |
| 12. | Jeff Beathard from Washington | RB | Southern Oregon | 333 |

## 1987

*April 28-29, 1987*

| Rd. | Player | Pos. | College | Sel. # |
|---|---|---|---|---|
| 1. | Choice to Houston | | | |
| 2. | Donald Evans | DE | Winston-Salem | 47 |
| 3. | Cliff Hicks | CB | Oregon | 74 |
| 4. | (A) Doug Bartlett from Houston | NT | Northern Illinois | 91 |
| 4. | Choice to Chicago | | | |
| 4. | (B) Larry Kelm from Cleveland | LB | Texas A&M | 108 |
| 5. | Choice to Houston | | | |
| 5. | Scott Mersereau | DT | Southern Connecticut | 136 |
| 6. | Choice to New York Giants | | | |
| 6. | John Embree from Chicago | TE | Colorado | 166 |
| 7. | Choice to Philadelphia | | | |
| 8. | Michael Stewart | S | Fresno State | 213 |
| 9. | Tracy Ham | RB | Georgia Southern | 240 |
| 10. | David Smith | LB | Northern Arizona | 272 |
| 11. | Choice to Denver | | | |
| 12. | (A) Alonzo Williams | RB | Mesa (CO) | 326 |
| 12. | (B) Fred Stokes from Cleveland | T | Georgia Southern | 332 |

## 1986

*April 29-30, 1986*

| Rd. | Player | Pos. | College | Sel. # |
|---|---|---|---|---|
| 1. | Mike Shad | T | Queen's (Ontario) | 23 |
| 2. | Tom Newberry | G | Wisconsin-LaCrosse | 50 |
| 3. | Hugh Millen from Detroit through San Francisco | QB | Washington | 71 |
| 4. | Choice to Philadelphia | | | |
| 5. | Choice to San Diego | | | |
| 6. | (A) Robert Jenkins (Cox) from Indianapolis | T | UCLA | 144 |
| 6. | (B) Lynn Williams | RB | Kansas | 160 |
| 7. | Choice to Indianapolis | | | |
| 8. | (A) Steve Jarecki from Tampa Bay | LB | UCLA | 195 |
| 8. | (B) Hank Goebel | T | Cal State-Fullerton | 216 |
| 9. | Elbert Watts | CB | USC | 243 |
| 10. | Garrett Breeland | LB | USC | 273 |
| 11. | Chul Schwanke | RB | South Dakota | 300 |
| 12. | Choice to Indianapolis | | | |
| 12. | Marcus Dupree from Denver | RB | Oklahoma | 327 |

## 1985

*April 30-May 1, 1985*

| Rd. | Player | Pos. | College | Sel. # |
|---|---|---|---|---|
| 1. | Jerry Gray | S | Texas | 21 |
| 2. | Chuck Scott | WR | Vanderbilt | 50 |
| 3. | Dale Hatcher | P | Clemson | 77 |
| 4. | Choice to Minnesota | | | |
| 5. | Kevin Greene<br>from Buffalo | LB | Auburn | 113 |
| 5. | Choice to Houston through Kansas City | | | |
| 6. | (A) Mike Young<br>from Chicago | WR | UCLA | 161 |
| 6. | (B) Damone Johnson | TE | Cal Poly-SLO | 162 |
| 7. | Danny Bradley | RB | Oklahoma | 189 |
| 8. | Marlon McIntyre | FB | Pittsburgh | 218 |
| 9. | Gary Swanson | LB | Cal Poly-SLO | 245 |
| 10. | Duval Love | G | UCLA | 274 |
| 11. | (A) Doug Flutie<br>from Indianapolis | QB | Boston College | 285 |
| 11. | (B) Kevin Brown | S | Northwestern | 301 |
| 12. | Choice to Tampa Bay | | | |

## 1984

*May 1-2, 1984*

| Rd. | Player | Pos. | College | Sel. # |
|---|---|---|---|---|
| 1. | Choice to Kansas City | | | |
| 2. | Choice to Cleveland | | | |
| 3. | Choice to Detroit | | | |
| 4. | Choice to Washington through Houston | | | |
| 5. | Hal Stephens<br>from Detroit | DE | East Carolina | 133 |
| 5. | Choice to Kansas City | | | |
| 6. | Choice to Houston | | | |
| 7. | George Radachowsky | CB | Boston College | 188 |
| 8. | Ed Brady | LB | Illinois | 215 |
| 9. | George Reynolds | P | Penn State | 242 |
| 10. | (A) Norwood Vann<br>from Houston | LB | East Carolina | 253 |
| 10. | (B) Joe Dooley | C | Ohio State | 274 |
| 11. | Michael Harper<br>from Chicago | RB | USC | 293 |
| 11. | Dwayne Love | RB | Houston | 301 |
| 12. | (A) Rod Fisher<br>from Houston | CB | Oklahoma State | 309 |
| 12. | (B) Moe Bias | LB | Illinois | 328 |

## 1984 SUPPLEMENTAL DRAFT

*June 5, 1984*

| Rd. | Player | Pos. | College | Sel. # |
|---|---|---|---|---|
| 1. | William Fuller<br>Philadelphia, USFL | DE | North Carolina | 21 |
| 2. | Rick Johnson<br>Oklahoma, USFL | QB | Southern Illinois | 48 |
| 3. | Jim Byrne<br>New Jersey, USFL | DT | Wisconsin-LaCrosse | 75 |

## 1983

*April 26-27, 1983*

| Rd. | Player | Pos. | College | Sel. # |
|---|---|---|---|---|
| 1. | Eric Dickerson<br>from Houston | RB | SMU | 2 |
| 1. | Choice to Seattle through Houston | | | |
| 2. | (A) Henry Ellard | WR | Fresno State | 32 |
| 2. | (B) Mike Wilcher<br>from San Francisco | LB | North Carolina | 36 |
| 3. | Choice to San Francisco | | | |
| 4. | (A) Chuck Nelson<br>from Denver through San Francisco | K | Washington | 87 |
| 4. | Choice to Houston | | | |
| 4. | (B) Vince Newsome<br>from New York Giants | S | Washington | 97 |
| 4. | (C) Doug Reed | DE | San Diego State | 111 |
| 5. | Choice to Detroit | | | |
| 5. | Otis Grant<br>from San Diego | WR | Michigan State | 134 |
| 6. | Gary Kowalski | T | Boston College | 144 |
| 7. | Jeff Simmons | WR | USC | 171 |
| 8 | Troy West | S | USC | 200 |
| 9. | Jack Belcher | C | Boston College | 227 |
| 10. | Choice to Minnesota | | | |
| 11. | Danny Triplett | LB | Clemson | 282 |
| 12. | Clete Casper | QB | Washington State | 311 |

## 1982

*April 27-28, 1982*

| Rd. | Player | Pos. | College | Sel. # |
|---|---|---|---|---|
| 1. | Choice to Baltimore | | | |
| 1. | Barry Redden<br>from Washington | RB | Richmond | 14 |
| 2. | Choice to Baltimore | | | |
| 3. | Choice to Washington | | | |
| 3. | Bill Bechtold<br>from Houston | C | Oklahoma | 67 |
| 4. | Jeff Gaylord | LB | Missouri | 89 |
| 5. | (A) Wally Kersten<br>from Seattle | T | Minnesota | 117 |
| 5. | (B) Doug Barnett | DE | Azusa Pacific | 118 |
| 6. | Kerry Locklin | TE | New Mexico State | 145 |
| 7. | Choice to to Pittsburgh through Washington | | | |
| 7. | Joe Shearin<br>from Detroit | G | Texas | 181 |
| 8. | (A) A.J. (Jam) Jones | RB | Texas | 202 |
| 8. | (B) Mike Reilly<br>from Houston | LB | Oklahoma | 207 |
| 9. | Bob Speight | T | Boston University | 229 |
| 10. | Miles McPherson | DB | New Haven (CT) | 256 |
| 11. | Ricky Coffman | WR | UCLA | 285 |
| 12. | Raymond Coley | DT | Alabama A&M | 312 |

## 1981

*April 28-29, 1981*

| Rd. | Player | Pos. | College | Sel. # |
|---|---|---|---|---|
| 1. | Mel Owens<br>from Washington | LB | Michigan | 9 |
| 1. | Choice to Washington | | | |
| 2. | Choice to Minnesota through Washington and Baltimore | | | |
| 2. | Jim Collins<br>from Miami | LB | Syracuse | 43 |
| 3. | Choice to Kansas City | | | |
| 3. | (A) Greg Meisner<br>from Tampa Bay | DT | Pittsburgh | 63 |
| 3. | (B) Robert Cobb<br>from Washington | DE | Arizona | 66 |
| 4. | George Lilja<br>from Buffalo | C | Michigan | 104 |
| 4. | Choice to Green Bay through Washington | | | |
| 5. | Choice to Washington | | | |
| 6. | William Daniels | DT | Alabama State | 158 |
| 7. | (A) Ron Battle | TE | North Texas State | 175 |
| 7. | (B) Mike Clark | DE | Florida | 190 |
| 8. | Art Plunkett | T | UNLV | 216 |
| 9. | Ron Seawall | LB | Portland State | 242 |
| 10. | Robert Alexander | RB | West Virginia | 269 |
| 11. | Marcellus Greene | CB | Arizona | 296 |
| 12. | Jairo Penaranda | RB | UCLA | 328 |

## 1980

*April 29-30, 1980*

| Rd. | Player | Pos. | College | Sel. # |
|---|---|---|---|---|
| 1. | Johnnie Johnson<br>from Cleveland | S | Texas | 17 |
| 1. | Choice to Cleveland | | | |
| 2. | Irv Pankey<br>from Washington | T | Penn State | 50 |
| 2. | Choice to Washington | | | |
| 3. | (A) Jewerl Thomas<br>from San Francisco | RB | San Jose State | 58 |
| 3. | (B) LeRoy Irvin<br>from Oakland | CB | Kansas | 70 |
| 3. | (C) Phil Murphy | DT | South Carolina State | 82 |
| 4. | Choice to Cleveland | | | |
| 5. | Choice to Atlanta through Washington | | | |
| 6. | Mike Guman<br>from New England through Cleveland | RB | Penn State | 154 |
| 6. | Choice to Kansas City | | | |
| 7. | Kirk Collins<br>from Kansas City | CB | Baylor | 176 |
| 7. | Gerry Ellis | RB | Mississippi | 192 |
| 8. | Tom Pettigrew | T | Eastern Illinois | 220 |
| 9. | George Farmer | WR | Southern | 248 |
| 10. | Bob Gruber | T | Pittsburgh | 276 |
| 11. | Terry Greer | WR | Alabama State | 304 |
| 12. | Kevin Scanlon | QB | Arkansas | 332 |

## 1979

*May 3-4, 1979*

| Rd. | Player | Pos. | College | Sel. # |
|---|---|---|---|---|
| 1. | (A) George Andrews<br>from Oakland | LB | Nebraska | 19 |
| 1. | (B) Kent Hill | T | Georgia Tech | 26 |
| 2. | Eddie Hill | RB | Memphis State | 54 |
| 3. | (A) Jeff Moore<br>from Kansas City | WR | Tennessee | 58 |
| 3. | (B) Mike Wellman<br>from New England | C | Kansas | 81 |
| 3. | Choice to Tampa Bay through Washington, Miami, and Oakland | | | |
| 4. | Derwin Tucker<br>from San Diego | DB | Illinois | 99 |
| 4. | Jerry Wilkinson | DT | Oregon State | 108 |
| 5. | Choice forfeited | | | |
| 5. | Victor Hicks<br>from Cleveland | TE | Oklahoma | 122 |
| 6. | Choice to Cleveland | | | |
| 7. | Jeff Delaney | DB | Pittsburgh | 190 |
| 8. | Choice to Kansas City | | | |
| 9. | Jeff Rutledge | QB | Alabama | 246 |
| 10. | (A) Larry Willis<br>from Kansas City | WR | Alcorn State | 268 |
| 10. | (B) Grady Ebensberger | DT | Houston | 273 |
| 11. | Jesse Deramus | DT | Tennessee State | 301 |
| 12. | Drew Hill | WR | Georgia Tech | 326 |

## 1978

*May 2-3, 1978*

| Rd. | Player | Pos. | College | Sel. # |
|---|---|---|---|---|
| 1. | Elvis Peacock<br>from Chicago thru Cleveland | RB | Oklahoma | 20 |
| 1. | Choice to Cleveland | | | |
| 2. | (A) Stan Johnson<br>from Cleveland | DT | Tennessee State | 46 |
| 2. | (B) Ronnie Smith | WR | San Diego State | 53 |
| 3. | (A) Frank Corral<br>from Washington | P | UCLA | 78 |
| 3. | (B) Leon White | C | Colorado | 80 |
| 4. | Mark Manges | QB | Maryland | 105 |
| 5. | Choice to San Diego | | | |
| 6. | Choice to Tampa Bay | | | |
| 7. | Reggie Doss | DE | Hampton | 189 |
| 8. | Choice to Washington | | | |
| 9. | Andre Anderson | DE | New Mexico State | 246 |
| 10. | Charles Peal | T | Indiana | 273 |
| 11. | Ron Hostetler | LB | Penn State | 303 |
| 12. | Gus Coppens | T | UCLA | 330 |

## 1977

*May 3-4, 1977*

| Rd. | Player | Pos. | College | Sel. # |
|---|---|---|---|---|
| 1. | Bob Brudzinski | LB | Ohio State | 23 |
| 2. | (A) Nolan Cromwell<br>from Seattle | S | Kansas | 31 |
| 2. | (B) Billy Waddy<br>from Washington through San Diego | RB/WR | Colorado | 50 |
| 2. | Choice to Seattle | | | |
| 3. | (A) Ed Fulton<br>from San Diego | G | Maryland | 68 |
| 3. | (B) Wendell Tyler | RB | UCLA | 79 |
| 4. | (A) Vince Ferragamo<br>from New Orleans | QB | Nebraska | 91 |
| 4. | (B) Eary Jones | DE | Memphis State | 107 |
| 5. | (A) Donnie Hickman<br>from Washington | G | USC | 130 |
| 5. | (B) Jeff Williams | G | Rhode Island | 134 |
| 6. | Art Best<br>from Denver | RB | Kent State | 156 |
| 6. | Choice to New Orleans | | | |
| 7. | Choice to Washington | | | |
| 8. | Rod Bockwoldt | DB | Weber State | 218 |
| 9. | Choice to Washington | | | |
| 10. | Don Peterson | TE | Boston College | 274 |
| 11. | Carson Long | K | Pittsburgh | 302 |
| 12. | Barry Caudill | C | Southern Mississippi | 330 |

## 1976

*April 8-9, 1976*

| Rd. | Player | Pos. | College | Sel. # |
|---|---|---|---|---|
| 1. | Kevin McLain | LB | Colorado State | 26 |
| 2. | (A) Pat Thomas<br>from Green Bay | DB | Texas A&M | 39 |
| 2. | (B) Ron McCartney | LB | Tennessee | 53 |
| 3. | Jackie Slater | G | Jackson State | 86 |
| 4. | Gerald Taylor<br>from Tampa Bay | WR | Texas A&I | 96 |
| 4. | Chioce to Houston through Philadelphia and Green Bay | | | |
| 5. | (A) Carl Ekern<br>from San Diego | LB | San Jose State | 128 |
| 5. | (B) Ken Bordelon | DE | LSU | 149 |
| 5. | (C) Dwight Scales<br>from Tampa Bay | WR | Grambling | 159 |
| 6. | Choice to Washington | | | |
| 7. | Larry Buie | DB | Mississippi State | 207 |
| 8. | Choice to Washington | | | |
| 9. | Jeb Church | DB | Stanford | 263 |
| 10. | Freeman Johns | WR | SMU | 288 |
| 11. | Brian Nemeth | TE | South Carolina | 316 |
| 12. | Jim Jodat | RB | Carthage | 344 |
| 13. | Steve Hamilton | QB | Emporia State | 373 |
| 14. | Al Burleson | DB | Washington | 400 |
| 15. | Malcolm Campbell | WR | Cal State-Los Angeles | 429 |
| 16. | Rick Gage | WR | Arkansas Tech | 456 |
| 17. | Gary Shaw | DB | BYU | 485 |

## 1975

*January 28-29, 1975*

| Rd. | Player | Pos. | College | Sel. # |
|---|---|---|---|---|
| 1. | (A) Mike Fanning from Green Bay | DT | Notre Dame | 9 |
| 1. | (B) Dennis Harrah from Philadelphia | G | Miami (FL) | 11 |
| 1. | (C) Doug France | T | Ohio State | 20 |
| 2. | (A) Monte Jackson from Baltimore through Green Bay | DB | San Diego State | 28 |
| 2. | (B) Leroy Jones | DE | Norfolk State | 48 |
| 3. | Choice to San Diego through Chicago | | | |
| 3. | (A) Geoff Reece from Green Bay | C | Washington State | 67 |
| 3. | (B) Dan Nugent from Philadelphia | TE | Auburn | 87 |
| 4. | Rod Perry | DB | Colorado | 98 |
| 5. | (A) Wayne Hammond from Kansas City | DT | Montana State | 112 |
| 5. | (B) Fred Nuzum | C | Kentucky | 126 |
| 6. | Choice to Chicago through San Diego | | | |
| 6. | Darius McCarthy from Green Bay | WR | South Carolina State | 140 |
| 7. | Pat Haden | QB | USC | 176 |
| 8. | John Washington | DB | Tulane | 204 |
| 9. | Gordy Reigel | LB | Stanford | 229 |
| 10. | Choice to Chicago | | | |
| 11. | Howard Strickland | RB | California | 281 |
| 12. | Chandler Williams | WR | Lincoln (MO) | 307 |
| 13. | A.J. Jacobs | DB | Louisville | 332 |
| 14. | Arthur Allen | WR | Clark (GA) | 360 |
| 15. | Alvin White | QB | Oregon State | 385 |
| 16. | Francis Reynolds | RB | Alcorn State | 410 |
| 17. | Skip Boyd | P | Washington | 438 |

## 1971

*January 29-30, 1974*

| Rd. | Player | Pos. | College | Sel. # |
|---|---|---|---|---|
| 1. | John Cappelletti | RB | Penn State | 11 |
| 1. | Choice to Baltimore | | | |
| 2. | Bill Simpson | DB | Michigan State | 50 |
| 3. | Al Oliver | T | UCLA | 76 |
| 4. | (A) Norris Weese from Washington | QB | Mississippi | 99 |
| 4. | (B) Frank Johnson | T | Cal-Riverside | 102 |
| 5. | Choice to Atlanta through Minnesota and Philadelphia | | | |
| 6. | Choice to Houston | | | |
| 7. | John Harvey from San Diego | RB | Texas-Arlington | 158 |
| 7. | Choice to Washington | | | |
| 8. | Chioce to San Diego | | | |
| 9. | (A) Don Hutt from Baltimore through Washington | WR | Boise State | 213 |
| 9. | (B) Derek Williams from Detroit | DB | Cal-Riverside | 221 |
| 9. | Choice to Washington | | | |
| 10. | Choice to Baltimore | | | |
| 11. | Rick Hayes | T | Washington | 284 |
| 12. | Roger Freberg | G | UCLA | 310 |
| 13. | Pete Solverson | T | Drake | 336 |
| 14. | Ananias Carson | WR | Langston (OK) | 362 |
| 15. | Bob Thomas | K | Notre Dame | 388 |
| 16. | Dave Ottmar | P | Stanford | 414 |
| 17. | Willie Townsend | WR | Notre Dame | 440 |

## 1973

*January 30-31, 1973*

| Rd. | Player | Pos. | College | Sel. # |
|---|---|---|---|---|
| 1. | Choice to New England | | | |
| 2. | (A) Cullen Bryant from San Diego | DB | Colorado | 31 |
| 2. | (B) Ron Jaworski | QB | Youngstown State | 37 |
| 2. | (C) Jim Youngblood from Kansas City | LB | Tennessee Tech | 42 |
| 3. | Tim Stokes from San Diego | T | Oregon | 60 |
| 3. | Choice to St. Louis | | | |
| 4. | Choice to Oakland | | | |
| 4. | (A) Eddie McMillian from Kansas State | DB | Florida State | 95 |
| 4. | (B) Terry Nelson from Green Bay | TE | Arkansas-Pine Bluff | 99 |
| 5. | (A) Steve Jones | RB | Duke | 115 |
| 5. | (B) Cody Jones from Washington | DE | San Jose State | 129 |
| 6. | (A) Jim Peterson from New Orleans through Washington | DE | San Diego State | 133 |
| 6. | (B) Jason Caldwell | WR | North Carolina Central | 141 |
| 7. | (A) Steve Brown from Chicago | LB | Oregon State | 161 |
| 7. | (B) Bill DuLac | G | Eastern Michigan | 167 |
| 8. | Choice to Washington | | | |
| 9. | Jim Nicholson | T | Michigan State | 219 |
| 10. | Choice to Washington | | | |
| 11. | (A) Jeff Inmon | RB | North Carolina Central | 271 |
| 11. | (B) Willie Jackson from Washington | WR | Florida | 285 |
| 12. | Robert Storck | DT | Wisconsin | 297 |
| 13. | (A) Rod Milburn | WR | Southern | 323 |
| 13. | (B) Clint Spearman from Oakland | LB | Michigan | 335 |
| 14. | Walter Rhone | DB | Central State (MO) | 349 |
| 15. | (A) Jerry Bond | DB | Weber State | 375 |
| 15. | (B) Kurt Matter from Washington | DE | Washington | 393 |
| 16. | Fuller Cherry | DB | Arkansas-Monticello | 401 |
| 17. | Fred Henry | RB | New Mexico | 427 |

## 1972

*February 1-2, 1972*

| Rd. | Player | Pos. | College | Sel. # |
|---|---|---|---|---|
| 1. | Choice to New York Giants through New England | | | |
| 2. | Jim Bertelsen from Denver through San Diego | RB | Texas | 30 |
| 2. | Choice to Oakland | | | |
| 3. | Choice to New York Giants | | | |
| 3. | Lawrence McCutcheon from Cleveland | RB | Colorado State | 70 |
| 4. | (A) John Saunders from Chicago | DB | Toledo | 87 |
| 4. | (B) Eddie Phillips | DB | Texas | 95 |
| 5. | (A) Bob Childs from Detroit | G | Kansas | 120 |
| 5. | Choice to New York Giants through Washington | | | |
| 5. | (B) Bob Christiansen from Washington | TE | UCLA | 125 |
| 6. | Choice to Green Bay | | | |
| 6. | Eddie Herbert from Washington | DT | Texas Southern | 151 |
| 7. | Choice to Oakland | | | |
| 8. | Tom Graham | WR | Baldwin-Wallace | 199 |
| 9. | Harry Howard | DB | Ohio State | 225 |
| 10. | Jim Massey | DB | Linfield (OR) | 251 |
| 11. | Choice to Oakland | | | |
| 11. | Albert Schmidt from Oakland | RB | Pittsburg State (KS) | 280 |
| 12. | David Hoot | DB | Texas A&M | 303 |
| 13. | Jaime Nunez | K | Weber State | 329 |
| 14. | Larry Brooks | T | Virginia State | 355 |
| 15. | Kenny Page | LB | Page | 381 |
| 16. | Jim Kirby | WR | Long Beach State | 407 |
| 17. | (A) Luther Palmer | TE | Virginia Union | 433 |
| 17. | (B) John McKean from Oakland | C | Oregon | 436 |

## 1971

*January 28-29, 1971*

| Rd. | Player | Pos. | College | Sel. # |
|---|---|---|---|---|
| 1. | (A) Isiah Robertson from Washington | LB | Southern | 10 |
| 1. | (B) Jack Youngblood | DE | Florida | 20 |
| 2. | Choice to Green Bay | | | |
| 3. | Dave Elmendorf from Washington | DB | Texas A&M | 63 |
| 3. | Choice to Chicago | | | |
| 4. | Steve Worster from Green Bay | RB | Texas | 90 |
| 4. | Choice to New Orleans | | | |
| 5. | Chioce to Green Bay thru Washington | | | |
| 6. | Chioce to Detroit through Philadelphia | | | |
| 7. | Chioce to Chicago Bears | | | |
| 8. | Tony Garay | DE | Hofstra | 202 |
| 9. | Joe Schmidt | WR | Miami (FL) | 228 |
| 10. | Don Popplewell | C | Colorado | 254 |
| 11. | Charlie Richards | QB | Richmond | 280 |
| 12. | Kirk Behrendt | T | Wisconsin-Whitewater | 306 |
| 13. | Russell Harrison | RB | Kansas State | 331 |
| 14. | Lionel Coleman | DB | Oregon | 358 |
| 15. | Gary Kos | G | Notre Dame | 384 |
| 16. | Ross Boice | LB | Pacific Lutheran | 409 |
| 17. | (A) Randy Vataha from New Orleans | WR | Stanford | 418 |
| 17. | (B) Joe Sweet | WR | Tennessee State | 435 |

## 1970

*January 27-28, 1970*

| Rd. | Player | Pos. | College | Sel. # |
|---|---|---|---|---|
| 1. | Jack Reynolds | LB | Tennessee | 22 |
| 2. | Donnie Williams from San Francisco | WR | Prairie View A&M | 35 |
| 2. | Choice to San Francisco through Philadelphia | | | |
| 3. | Choice to Baltimore through Philadelphia | | | |
| 4. | Choice to Chicago Bears | | | |
| 5. | Choice to New Orleans | | | |
| 6. | Choice to Atlanta | | | |
| 7. | (A) Ted Provost from Philadelphia | DB | Ohio State | 162 |
| 7. | (B) Bill Nelson from Atlanta | DT | Oregon State | 168 |
| 7. | Choice to Washington | | | |
| 8. | Rich Saul | LB | Michigan State | 204 |
| 9. | David Graham | T | New Mex. Highlands | 230 |
| 10. | Vince Opalsky | RB | Miami (FL) | 256 |
| 11. | David Bookert | RB | New Mexico | 282 |
| 12. | Larry Arnold | QB | Hawaii | 308 |
| 13. | Melvin Jones | WR | Florida A&M | 334 |
| 14. | Bob Geddes | LB | UCLA | 360 |
| 15. | Dag Azam | G | West Texas State | 386 |
| 16. | Roland Reichardt | K | West Texas State | 412 |
| 17. | Don Crenshaw | DB | USC | 437 |

## 1969

*January 28-29, 1969*

| Rd. | Player | Pos. | College | Sel. # |
|---|---|---|---|---|
| 1. | (A) Larry Smith from Detroit | RB | Florida | 8 |
| 1. | (B) Jim Seymour from Washington | SE | Notre Dame | 10 |
| 1. | (C) Bob Klein | TE | USC | 21 |
| 2. | Choice to Detroit | | | |
| 3. | Choice to St. Louis through Detroit | | | |
| 4. | John Zook | DE | Kansas | 99 |
| 5. | Choice to Dallas | | | |
| 6. | (A) A.Z. Drones from Atlanta | T | West Texas State | 133 |
| 6. | (B) Pat Curran | LB | Lakeland (WI) | 151 |
| 7. | James Hawkins | DB | Nebraska | 177 |
| 8. | Richard Harvey | DB | Jackson State | 203 |
| 9. | Mike Foote | LB | Oregon State | 229 |
| 10. | Jerry Gordon | T | Auburn | 255 |
| 11. | Dave Svendsen | FL | Eastern Washington | 281 |
| 12. | Tim Carr | QB | C.W. Post | 307 |
| 13. | Roger Williams | DB | Grambling | 333 |
| 14. | Ray Stephens | RB | Minnesota | 359 |
| 15. | George Jugurr | LB | Washington | 385 |
| 16. | Henry Hipps | LB | North Carolina State | 411 |
| 17. | Jim Thorpe | DB | Hofstra | 437 |

## 1968

*January 30-31, 1968*

| Rd. | Player | Pos. | College | Sel. # |
|---|---|---|---|---|
| 1. | Choice to Detroit | | | |
| 2. | (A) Gary Beban from New Orleans | QB | UCLA | 30 |
| 2. | (B) Mike LaHood | G | Wyoming | 51 |
| 3. | Choice to Pittsburgh | | | |
| 4. | Choice to Chicago | | | |
| 5. | Don Martin | K | Washington | 135 |
| 6. | Bobby Webb | C | Southern Mississippi | 161 |
| 7. | Choice to Pittsburgh | | | |
| 8. | Joe Williams | FL | Florida A&M | 215 |
| 9. | Bob Richardson | T | Washington | 243 |
| 10. | Allen Marcelin | FL | Parsons | 269 |
| 11. | John Pergine | LB | Notre Dame | 297 |
| 12. | Harold Jackson | FL | Jackson State | 323 |
| 13. | Dean Halverson | LB | Washington | 351 |
| 14. | Cephus Jackson | DB | Jackson State | 377 |
| 15. | Dennis Yell | T | Moorhead State (MN) | 405 |
| 16. | Jimmy Raye | QB/DB | Michigan State | 431 |
| 17. | Choice to Philadelphia | | | |

## 1967

*March 14, 1967*

| Rd. | Player | Pos. | College | Sel. # |
|---|---|---|---|---|
| 1. | Choice to Minnesota | | | |
| 2. | Willie Ellison from Minnesota | HB | Texas Southern | 33 |
| 2. | Choice to Green Bay | | | |
| 3. | Choice to Philadelphia | | | |
| 4. | Choice to Chicago Bears | | | |
| 5. | Nate Shaw | DB | USC | 122 |
| 6. | Choice to Atlanta | | | |
| 7. | Choice to Philadelphia | | | |
| 8. | Choice to Chicago Bears | | | |
| 9. | Tommie Smith | HB | San Jose State | 226 |
| 10. | Leon Moore | DB | Tennessee State | 252 |
| 11. | Frank Horak | DB | TCU | 278 |
| 12. | Pat Badjek | LB | Franklin (IN) | 304 |
| 13. | John Erisman | WR | Miami (OH) | 330 |
| 14. | Walt Richardson | DT | Fresno State | 356 |
| 15. | Steve Bunker | TE | Oregon | 382 |
| 16. | Allen Sack | LB | Notre Dame | 408 |
| 17. | Bill Barnes | C | Washington | 434 |

## 1965

*November 27, 1965*

| Rd. | Player | Pos. | College | Sel. # |
|---|---|---|---|---|
| 1. | Tom Mack | G | Michigan | 2 |
| 2. | Mike Garrett | HB | USC | 18 |
| 3. | Dick Tyson | G | Tulsa | 34 |
| 4. | Henry Dyer | FB | Grambling | 50 |
| 5. | (A) Diron Talbert | T | Texas | 56 |
| 5. | (B) Dick Arndt | T | Idaho | 77 |
| 6. | Bruce Anderson | T | Williamette | |
| 7. | George Youngblood | DB | Cal State-Los Angeles | 97 |
| 8. | Vilnis Ezerins | HB | Wisconsin-Whitewater | 112 |
| 9. | Burton Matthies | HB | Wayne State (NE) | 127 |
| 10. | Mike Capshaw | T | Abilene Christian | 142 |
| 11. | Darrell Hoover | HB | Arizona | 157 |
| 12. | George Clayton | DB | Fairmont State | 172 |
| 13. | Jake David | HB | Lamar | 187 |
| 14. | Terry Parks | T | Cal State-Los Angeles | 202 |
| 15. | Mike Sullivan | WR | Oregon State | 217 |
| 16. | Joe O'Brien | WR | Texas-Arlington | 232 |
| 17. | Dan Gilbert | T | Arkansas Tech | 247 |
| 18. | Ray Johnson | LB | Whitworth | 262 |
| 19. | Homer Williams | FL | USC | 277 |
| 20. | Bud Harrington | FB | Tulsa | 292 |

## 1964

*November 28, 1964*

| Rd. | Player | Pos. | College | Sel. # |
|---|---|---|---|---|
| 1. | Clarence Williams | HB | Washington State | 9 |
| 2. | Choice to Cleveland | | | |
| 3. | Fred Brown | E/LB | Miami (FL) | 37 |
| 4. | Mike Strofolino | LB | Villanova | 50 |
| 5. | (A) Frank Marchlewski from Chicago | C | Minnesota | 60 |
| 5. | (B) Doug Woodlief | LB | Memphis State | 65 |
| 6. | Bill Harrison | WR | Elon College | 78 |
| 7. | Anthony Guillory | G | Lamar | 93 |
| 8. | Stan Dzura | T | California | 106 |
| 9. | Ronnie Caveness | LB | Arkansas | 121 |
| 10. | Jim Burt | HB | Western Kentucky | 134 |
| 11. | Merlin Werl | FB | McNeese State | 149 |
| 12. | Bob Werl | WR | Miami (FL) | 162 |
| 13. | Brent Berry | T | San Jose State | 177 |
| 14. | Bill Robertson | E | Austin (TX) | 190 |
| 15. | Marvin Davis | E | Wichita State | 205 |
| 16. | Charlie Brown | T | Tulsa | 218 |
| 17. | Ed Blecksmith | B | USC | 233 |
| 18. | Leo Lowery | FB | Texas Tech | 246 |
| 19. | Billy Guy Anderson | QB | Tulsa | 261 |
| 20. | Billy Scott | WR | NE Oklahoma | 274 |

## 1963

*December 2, 1963*

| Rd. | Player | Pos. | College | Sel. # |
|---|---|---|---|---|
| 1. | Bill Munson | QB | Utah State | 7 |
| 2. | Choice to Chicago Bears | | | |
| 3. | (A) John Mims from Washington | T | Rice | 31 |
| 3. | (B) Willie Brown from Dallas | RB | USC | 32 |
| 3. | (C) Jerry Richardson | DB | West Texas State | 35 |
| 3. | (D) Roger Pillath from Cleveland | T | Wisconsin | 39 |
| 4. | Choice to New York Giants | | | |
| 5. | Ken Henson | C | TCU | 63 |
| 6. | Herman Johnson | HB | Michigan State | 77 |
| 7. | John Varnell | T | West Texas State | 91 |
| 8. | Bucky Pope | WR | Catawba | 105 |
| 9. | Jerry Burton | B | Northwestern State (LA) | 119 |
| 10. | (A) Ron Smith from Minnesota | QB | Richmond | 131 |
| 10. | (B) Gary Larsen | T | Concordia (MN) | 133 |
| 11. | John Farris | T | San Diego State | 147 |
| 12. | Bill Dawson | WR | Florida State | 161 |
| 13. | Marvin Harris | C | Stanford | 175 |
| 14. | John Garrett | LB | Oklahoma | 189 |
| 15. | Mike Mayne | E | Idaho | 203 |
| 16. | Phil Zera | RB | St. Joseph's (IN) | 217 |
| 17. | Jim Galmin | E | Tampa | 231 |
| 18. | Tom Smith | G | Villanova | 245 |
| 19. | Bob Cherry | E | Wittenberg | 259 |
| 20. | Bob Hohn | HB | Nebraska | 273 |

## 1962

*December 3, 1962*

| Rd. | Player | Pos. | College | Sel. # |
|---|---|---|---|---|
| 1. | (A) Terry Baker | RB | Oregon State | 1 |
| 1. | (B) Rufus Guthrie from Chicago Bears | G | Georgia Tech | 10 |
| 2. | Tom Nomina | T | Miami (OH) | 15 |
| 3. | (A) Dave Costa | G | Utah | 29 |
| 3. | (B) John Baker from Cleveland | LB | Mississippi State | 37 |
| 4. | John Griffin | DB | Memphis State | 34 |
| 5. | (A) Joe Auer | B | Georgia Tech | 57 |
| 5. | (B) Roland Benson from Philadelphia | T | Miami (FL) | 60 |
| 5. | (C) Don Chuy from Pittsburgh | T | Clemson | 67 |
| 6. | (A) George Saimes | RB | Michigan State | 71 |
| 6. | (B) Terry Monaghan from Cleveland | T | Penn State | 79 |
| 7. | Bill Zorn | T | Michigan State | 85 |
| 8. | Anton Peters | T | Florida | 99 |
| 9. | Mel Profit | E | UCLA | 113 |
| 10. | Curt Farrier | T | Montana State | 127 |
| 11. | Dave Theisen | B | Nebraska | 141 |
| 12. | Billy Moody | B | Arkansas | 155 |
| 13. | Al Hildebrand | T | Stanford | 169 |
| 14. | Alan Arbuse | T | Rhode Island | 183 |
| 15. | Larry Campbell | WR | Toledo | 197 |
| 16. | Walter Burden | LB | McNeese State | 211 |
| 17. | Jerrel Wilson | LB/K | Southern Mississippi | 225 |
| 18. | Buddy Soefker | B | LSU | 239 |
| 19. | Dornel Nelson | B | Arizona State | 253 |
| 20. | Bill Redell | DB | Occidental | 267 |

## 1961

*December 4, 1961*

| Rd. | Player | Pos. | College | Sel. # |
|---|---|---|---|---|
| 1. | (A) Roman Gabriel from Minnesota | QB | North Carolina State | 2 |
| 1. | (B) Merlin Olsen | T | Utah State | 3 |
| 2. | Joe Carollo | T | Notre Dame | 16 |
| 3. | (A) John Meyers | T | Washington | 31 |
| 3. | (B) John Cornett from Pittsburgh | T | Rice | 33 |
| 4. | Art Perkins | FB | North Texas State | 44 |
| 5. | Choice to New York Giants | | | |
| 5. | (A) Jim Smith from Dallas | T | Penn State | 60 |
| 5. | (B) Ben Wilson from Philadelphia | FB | USC | 68 |
| 6. | Choice to New York Giants | | | |
| 7. | (A) Sherwyn Thorson | G | Iowa | 87 |
| 7. | (B) Jim Bakken from Dallas | K | Wisconsin | 88 |
| 8. | Dick Farris | G | North Texas State | 100 |
| 9. | Ike Lassiter | T | St. Augustine | 115 |
| 10. | Jim Norris | T | Houston | 129 |
| 11. | Bert Wilder | T | North Carolina State | 143 |
| 12. | Marv Marinovich | T | USC | 156 |
| 13. | Bob Fernside | HB | Bowling Green | 171 |
| 14. | Gary Henson | E | Colorado | 184 |
| 15. | Walter Nikirk | T | Houston | 199 |
| 16. | Ron Skufca | T | Purdue | 212 |
| 17. | David Steadman | T | Georgia Tech | 227 |
| 18. | Charlie Furlow | QB | Mississippi State | 240 |
| 19. | Gerard Barto | T | Drake | 255 |
| 20. | Foster Andersen | T | UCLA | 268 |

## 1960

*December 27-28, 1960*

| Rd. | Player | Pos. | College | Sel. # |
|---|---|---|---|---|
| 1. | Marlin McKeever | LB | USC | 4 |
| 2. | Elbert Kimbrough | E | Northwestern | 18 |
| 3. | (A) Harold Beaty | G | Oklahoma State | 32 |
| 3. | (B) Ron Miller from Cleveland | QB | Wisconsin | 41 |
| 4. | Choice to New York Giants | | | |
| 4. | Charlie Cowan from Washington | T | NM Highlands | 45 |
| 5. | Willie Hector | G | Pacific | 60 |
| 6. | (A) Bruce Olderman | T | Allegheny College | 74 |
| 6. | (B) Larry Wood from Pittsburgh | B | Northwestern | 75 |
| 7. | Bobby Smith | B | UCLA | 88 |
| 8. | Reg Carolan | E | Idaho | 102 |
| 9. | Duane Allen | E | Santa Ana J.C. | 116 |
| 10. | Joe Scibelli | T | Notre Dame | 130 |
| 11. | Bob Lane | E | Baylor | 144 |
| 12. | Walt Mince | B | Arizona | 158 |
| 13. | Mike McKeever | G | USC | 172 |
| 14. | David (Deacon) Jones | T | MS Valley State | 186 |
| 15. | Ernie Wright | T | Ohio State | 200 |
| 16. | Mike Zeno | G | Virginia Tech | 241 |
| 17. | Chuck Allen | G | Washington | 228 |
| 18. | Bill Williamson | T | Bakersfield J.C. | 242 |
| 19. | Lou Zivkovich | T | New Mexico State | 256 |
| 20. | Al Lederle | E | Georgia Tech | 270 |

## 1959

*Novermber 30, 1959*

| Rd. | Player | Pos. | College | Sel. # |
|---|---|---|---|---|
| 1. | Billy Cannon | B | LSU | 1 |
| 2. | Choice to Chicago Cardinals | | | |
| 3. | (A) Charley Britt | QB | Georgia | 25 |
| 3. | (B) Pervis Atkins from Pittsburgh | HB | New Mexico State | 30 |
| 4. | Choice to Chicago Cardinals | | | |
| 5. | Charley Janerette | T | Penn State | 49 |
| 6. | (A) Jerry Stalcup | G | Wisconsin | 62 |
| 6. | (B) Don Ellersick from Pittsburgh | E | Washington State | 66 |
| 7. | Ron Morrison | T | New Mexico | 73 |
| 8. | Carrol Dale | E | Virginia Tech | 86 |
| 9. | Marv Luster | E | UCLA | 97 |
| 10. | Curtis McClinton | HB | Kansas | 110 |
| 11. | Ken Young | HB | Valparaiso | 121 |
| 12. | Doug Pat Brown | G | Fresno State | 134 |
| 13. | James Jones | E | SMU | 145 |
| 14. | Harold Stanger | C | North Texas State | 158 |
| 15. | Harry Rakowski | C | Citadel | 169 |
| 16. | Donald Kaczmarek | T | North Dakota | 182 |
| 17. | Emanuel Congedo | E | Villanova | 193 |
| 18. | Tom Gates | B | San Bernardino Valley J.C. | 206 |
| 19. | Jim Boeke | T | Heidelberg | 217 |
| 20. | Royce Shelton | HB | Stephen F. Austin | 230 |

## 1958

*December 2, 1958 (Rounds 1-4) / January 21, 1959 (Rounds 5-30)*

| Rd. | Player | Pos. | College | Sel. # |
|---|---|---|---|---|
| 1. | (A) Dick Bass from Philadelphia | RB | Pacific | 2 |
| 1. | (B) Paul Dickson | T | Baylor | 9 |
| 2. | (A) Buddy Humphrey from Washington | QB | Baylor | 16 |
| 2. | (B) Don Brown | B | Houston | 20 |
| 3. | (A) Larry Hickman | B | Baylor | 31 |
| 3. | (B) Tom Franckhauser from Pittsburgh | E | Purdue | 33 |
| 4. | (A) Blanche Martin | B | Michigan State | 43 |
| 4. | (B) John Tracey from Chicago Bears | E | Texas A&M | 44 |
| 4. | (C) Bob Reifsnyder from Pittsburgh | T | Navy | 45 |
| 5. | John Lands | E | Montana State | 65 |
| 6. | Dave Painter | C | Tulane | 69 |
| 7. | Eddie Meador | B | Arkansas Tech | 80 |
| 8. | Bill Conner | E | Jackson State | 93 |
| 9. | Larry Cundiff | T | Michigan State | 104 |
| 10. | Alan Goldstein | E | North Carolina | 117 |
| 11. | Joe Kelly | B | New Mexico State | 128 |
| 12. | Mike Connelly | C | Utah State | 141 |
| 13. | Al Witcher | E | Baylor | 152 |
| 14. | Pete Davidson | T | Citadel | 165 |
| 15. | Walt Kelly | B | Houston | 176 |
| 16. | Ted Royal | C | Duke | 189 |
| 17. | Dave Wilemon | T | SMU | 200 |
| 18. | Dave Van Metre | E | Colorado College | 213 |
| 19. | Carver Shannon | B | Southern Illinois | 224 |
| 20. | Ross Coyle | E | Oklahoma | 237 |
| 21. | Marv Bergmann | T | Washington | 248 |
| 22. | Bill Meglen | G | Utah State | 261 |
| 23. | George Deiderich | G | Vanderbilt | 272 |
| 24. | Tom Campbell | B | Indiana | 285 |
| 25. | Bob Borah | E | Houston | 296 |
| 26. | Bill Strumke | B | Georgia | 309 |
| 27. | Alex Kroll | C | Rutgers | 320 |
| 28. | Rafer Johnson | B | UCLA | 333 |
| 29. | Ernie Moore | E | Alabama State | 344 |
| 30. | Don Millich | B | Washington | 357 |

## 1958

*December 2, 1957 (Rounds 1-4 / January 28, 1958 (Rounds 5-30)*

| Rd. | Player | Pos. | College | Sel. # |
|---|---|---|---|---|
| 1. | (A) Lou Michaels from Washington | T | Kentucky | 3 |
| 1. | (B) Jim (Red) Phillips | E | Auburn | 5 |
| 2. | Clendon Thomas | B | Oklahoma | 19 |
| 3. | Jim Jones | B | Washington | 30 |
| 4. | (A) Urban Henry from Chicago Cardinals | T | Georgia Tech | 37 |
| 4. | (B) John Guzik | G | Pittsburgh | 41 |
| 4. | (C) Frnak Woidzik from Pittsburgh | T | Buffalo | 43 |
| 5. | (A) Frank Ryan from Pittsburgh | QB | Rice | 54 |
| 5. | (B) John Baker | T | North Carolina Central | 56 |
| 6. | Floyd Iglehart | B | Wiley College (TX) | 67 |
| 7. | Bill Jobko | G | Ohio State | 80 |
| 8. | Bobby Marks | B | Texas A&M | 91 |
| 9. | Gene Salawaski | T | Purdue | 104 |
| 10. | Al Jacks | QB | Penn State | 115 |
| 11. | Gerry Schweitzer | E | Pacific | 128 |
| 12. | Ron Claiborne | T | Kansas | 139 |
| 13. | Anthony Kolodziej | E | Michigan State | 152 |
| 14. | Bill Mason | B | UCLA | 163 |
| 15. | Richard Johnston | C | Southern Mississippi | 176 |
| 16. | Clint Westemeyer | E | St. Ambrose (IA) | 187 |
| 17. | Bill Thomas | C | Clemson | 200 |
| 18. | Coy Scott | T | McNeese State | 211 |
| 19. | Dick Dorsey | E | USC | 224 |
| 20. | George Colbert | B | Denver | 235 |
| 21. | Ron Parrish | QB | Linfield (OR) | 248 |
| 22. | Bill Steiger | E | Washington State | 259 |
| 23. | Gary Barry | B | East Texas State | 272 |
| 24. | Larry Harding | E | Michigan State | 283 |
| 25. | Bill Atkins | T | San Jose State | 296 |
| 26. | Corky Bridges | B | Central Washington | 307 |
| 27. | Alonzo Vereen | B | Florida A&M | 320 |
| 28. | Gordy Morrow | E | Michigan | 331 |
| 29. | O'Jay Bourgeois | B | Arizona State | 344 |
| 30. | Walter Fondren | B | Texas | 354 |

## 1957

*November 27, 1956 (Rounds 1-4) / January 31, 1957 (Rounds 5-30)*

| Rd. | Player | Pos. | College | Sel. # |
|---|---|---|---|---|
| 1. | (A) Jon Arnett | B | USC | 1 |
| 1. | (B) Del Shofner from New York Giants | B | Baylor | 10 |
| 2. | Jack Pardee | B | Texas A&M | 14 |
| 3. | (A) Billy Ray Smith | T | Arkansas | 25 |
| 3. | (B) George Strugar from Washington | DT | Washington | 26 |
| 4. | (A) Bobby Cox | B | Minnesota | 37 |
| 4. | (B) Lamar Lundy from New York Giants | E | Purdue | 46 |
| 5. | (A) Dean Derby | B | Washington | 50 |
| 5. | (B) Dick Enright from Washington | G | USC | 56 |
| 6. | Roy Williams | E | Georgia | 63 |
| 7. | Ed Gray | T | Oklahoma | 74 |
| 8. | (A) Roy Hord | T | Duke | 87 |
| 8. | (B) Charlie Bradshaw from Chicago Cardinals | T | Baylor | 93 |
| 9. | John Mitchell | C | TCU | 98 |
| 10. | Warren Spragg | T | Hillsdale (MI) | 111 |
| 11. | Don Smith | T | Miami (OH) | 122 |
| 12. | Don Klochak | B | North Carolina | 135 |
| 13. | Bob Wolfended | B | Virginia Tech | 146 |
| 14. | Joe Lazzarino | T | Maryland | 159 |
| 15. | Ed Hinman | B | Wichita State | 170 |
| 16. | John Luck | T | Georgia | 183 |
| 17. | David Tripett | T | Hillsdale (MI) | 194 |
| 18. | Clarence Cook | E | Nebraska | 207 |
| 19. | Bill Zuhowski | T | Arizona State | 218 |
| 20. | Byron Beams | T | Notre Dame | 231 |
| 21. | Pat Pinkston | E | UCLA | 242 |
| 22. | Paige Cothren | B | Mississippi | 255 |
| 23. | Dalva Allen | B | Houston | 266 |
| 24. | Darryl Rogers | B | Fresno State | 279 |
| 25. | Jimmy Orr | B | Georgia | 290 |
| 26. | Dick Blakely | B | Minnesota | 303 |
| 27. | Clancy Osborne | E | Arizona State | 314 |
| 28. | Bob Gudath | E | Compton J.C. | 327 |
| 29. | Dean Maas | C | Minnesota | 338 |
| 30. | Lee Williams | B | Ohio State | 351 |

## 1956

*November 29, 1955 (Rounds 1-3) / January 17, 1956 (Rounds 4-30)*

| Rd. | Player | Pos. | College | Sel. # |
|---|---|---|---|---|
| 1. | (A) Joe Marconi from New York Giants | B | West Virginia | 5 |
| 1. | (B) Charlie Horton | B | Vanderbilt | 10 |
| 2. | (A) Leon Clarke from Detroit | E | USC | 19 |
| 2. | (B) Hugh Pitts | C/B | TCU | 22 |
| 3. | (A) A.D. Williams from Green Bay | DE | Pacific | 31 |
| 3. | (B) John Marshall | B | SMU | 34 |
| 4. | (A) Willie Berzinski from Washington | B | Wisconsin-LaCrosse | 45 |
| 4. | (B) Jim Carmichael | E | California | 47 |
| 5. | (A) Jim Freeman from San Francisco | E | Iowa | 50 |
| 5. | (B) Herb Nakken from Chicago Cardinals | B | Utah | 52 |
| 5. | (C) Jesse Whittenton | B | Texas Western | 59 |
| 6. | Eddie Vincent | B | Iowa | 71 |
| 7. | Jack Morris | B | Oregon | 83 |
| 8. | George Boyer | LB | Florida State | 95 |
| 9. | Maury Woolford | T | Louisville | 107 |
| 10. | Charlie Sticka | B | Trinity (CT) | 119 |
| 11. | Jim Decker | B | UCLA | 131 |
| 12. | Em Lindbeck | B | Illinois | 143 |
| 13. | Mike Norcia | B | Kent State | 155 |
| 14. | Tom Runnels | B | North Texas State | 167 |
| 15. | Dick Shatto | B | Kentucky | 179 |
| 16. | Arnie Pelluer | E | Washington State | 191 |
| 17. | Jack Butler | T | Kentucky | 203 |
| 18. | Jack Klotz | T | Widener | 215 |
| 19. | Charlie Dees | T | McNeese State | 227 |
| 20. | John Coyne | T | Westchester (PA) | 239 |
| 21. | Milton Robichaux | E | Trinity (TX) | 251 |
| 22. | Dick Fouts | E | Missouri | 263 |
| 23. | Al Paulson | B | Washington State | 275 |
| 24. | Sam Williams | DE | Michigan State | 287 |
| 25. | Glen Tunning | G | Pittsburgh | 299 |
| 26. | Hardiman Cureton | T | UCLA | 311 |
| 27. | Roger Seisel | T | Miami (OH) | 323 |
| 28. | John Morrow | T | Michigan | 335 |
| 29. | Mickey Bates | B | Illinios | 347 |
| 30. | Dick Kackmeister | C | Central Michigan | 358 |

## 1955

*January 27-28, 1955*

| Rd. | Player | Pos. | College | Sel. # |
|---|---|---|---|---|
| 1. | Larry Morris | C | Georgia Tech | 6 |
| 2. | (A) Ron Waller | B | Maryland | 14 |
| 2. | (B) Bob Long from Pittsburgh | B | UCLA | 17 |
| 2. | (C) Cecil (Corky) Taylor | B | Kansas State | 18 |
| 2. | (D) Sid Fournet from New York Giants | T | LSU | 19 |
| 3. | Choice to New York Giants | | | |
| 4. | (A) Tom Feamster | E | Florida State | 39 |
| 4. | (B) Ed Fouch | T | USC | 42 |
| 5. | Ed Kelley | B | Texas | 54 |
| 6. | Corky Tharp | B | Alabama | 66 |
| 7. | Frank Clayton | B | USC | 78 |
| 8. | Billy Teas | B | Georgia Tech | 90 |
| 9. | John Witte | T | Oregon State | 102 |
| 10. | (A) Jesse Arnelle from Baltimore | E | Penn State | 111 |
| 10. | (B) Claude Harland | E | Texas Tech | 114 |
| 11. | Joe Ray | T | UCLA | 126 |
| 12. | Jim Hanifan | E | California | 138 |
| 13. | Dave Parkinson | B | Texas | 150 |
| 14. | George Elliott | B | NE Oklahoma | 162 |
| 15. | Robert Hoerning | B | St. Norbert | 174 |
| 16. | Charles Coates | T | Tulane | 186 |
| 17. | Gene Mitcham | E | Arizona State | 198 |
| 18. | Clyde Sweeney | T | West Virginia | 210 |
| 19. | John Davis | E | Miles (AL) | 222 |
| 20. | Jack Muldowney | T | Dayton | 234 |
| 21. | Jerry Cvengros | T | Wisconsin | 246 |
| 22. | Ken Elmore | T | Texas Tech | 258 |
| 23. | George Medved | T | Florida | 270 |
| 24. | Bill Andrews | B | Trinity (TX) | 282 |
| 25. | Ralph Cook | T | Ball State | 294 |
| 26. | Lou Hallow | C | Wake Forest | 306 |
| 27. | Bruce Nevitt | C | Washington State | 318 |
| 28. | Jim Hoffman | B | Cincinnati | 342 |
| 29. | Bob Howe | B | Cincinnati | 342 |
| 30. | K.C. Jones | E | San Francisco | 354 |

## 1954

*January 28, 1954*

| Rd. | Player | Pos. | College | Sel. # |
|---|---|---|---|---|
| 1. | Ed Beatty | C | Mississippi | 9 |
| 2. | Maurice Gillioz | T | Houston | 21 |
| 3. | (A) Jim Kincaid from Baltimore | B | South Carolina | 28 |
| 3. | (B) Tom Nickoloff from Washington | E | USC | 31 |
| 3. | (C) Henry Hair | E | Georgia Tech | 33 |
| 4. | (A) Lester McClelland from Pittsburgh | T | Syracuse | 42 |
| 4. | (B) Norm Nygaard | B | San Diego State | 45 |
| 5. | (A) Charlie Allen from Philadelphia | T | San Jose State | 56 |
| 5. | (B) Art Hauser | T | Xavier | 57 |
| 6. | Ken Panfil | T | Purdue | 69 |
| 7. | Charley Weeks | T | USC | 81 |
| 8. | George Black | E | Washington | 93 |
| 9. | Alex Bravo | B | Cal Poly-SLO | 105 |
| 10. | (A) Ed Hughes from Philadelphia | B | Tulsa | 116 |
| 10. | (B) Joe Katchik | E | Notre Dame | 111 |
| 11. | Duane Wardlow | T | Washington | 129 |
| 12. | Jack Maultsby | T | North Carolina | 141 |
| 13. | Sam Hensley | E | Georgia Tech | 153 |
| 14. | Mitchell Johnson | B | Bishop (TX) | 165 |
| 15. | Ed Elliot | B | Richmond | 177 |
| 16. | Roger Frey | T | Georgia Tech | 189 |
| 17. | Ed Wilhelm | C | Houston | 201 |
| 18. | Stan Sheriff | G | Cal Poly-SLO | 213 |
| 19. | Frank Givens | T | Georgia Tech | 225 |
| 20. | Bob Dougherty | B | Cincinnati | 237 |
| 21. | Jerry Cooper | T | West Virginia | 249 |
| 22. | Ray Pacer | T | Purdue | 261 |
| 23. | Don Marks | B | California | 273 |
| 24. | Ed Brookman | T | West Virginia | 285 |
| 25. | Dick Miller | B | Baldwin-Wallace | 297 |
| 26. | Glen Holtzman | T | North Texas State | 309 |
| 27. | Entee Shine | E | Notre Dame | 321 |
| 28. | Dick Mann | B | Case Western Reserve | 333 |
| 29. | Dick Dietrick | E | Pittsburgh | 345 |
| 30. | Frank Metzke | T | Marquette | 357 |

## 1953

*January 22, 1953*

| Rd. | Player | Pos. | College | Sel. # |
|---|---|---|---|---|
| 1. | (A) Donn Moomaw from Philadelphia | LB | UCLA | 9 |
| 1. | (B) Ed Barker | E | Washington State | 12 |
| 2. | Rudy Bukich | B | USC | 24 |
| 3. | Bob Fry | T | Kentucky | 36 |
| 4. | Willie Roberts | E | Tulsa | 48 |
| 5. | Tom Scott | E | Virginia | 60 |
| 6. | (A) Paul Miller from Washington | T | LSU | 64 |
| 6. | (B) Howie Waugh | B | Tulsa | 72 |
| 7. | Bobby Reynolds | B | Nebraska | 84 |
| 8. | Bob Morgan | T | Maryland | 96 |
| 9. | Brad Myers | B | Bucknell | 108 |
| 10. | Mick Lakos | B | Vanderbilt | 120 |
| 11. | Jim Bailey | B | Miami (OH) | 120 |
| 12. | Chuck Doud | G | UCLA | 144 |
| 13. | Andy Matto | T | Cincinnati | 156 |
| 14. | Frank James | G | Houston | 168 |
| 15. | Tom Carroll | B | Oklahoma | 180 |
| 16. | Ben DeLoe | T | Mississippi State | 192 |
| 17. | Harland Svare | E | Washington State | 204 |
| 18. | Lew Jones | T | Wabash (IN) | 216 |
| 19. | Jack Ellena | T | UCLA | 228 |
| 20. | Bob Morford | B | College of Idaho | 240 |
| 21. | Dick Gordon | T | Toledo | 252 |
| 22. | George Porter | T | SW Texas State | 264 |
| 23. | Larry Willoughby | B | Fresno State | 276 |
| 24. | Marlow Gudmundson | B | North Dakota State | 288 |
| 25. | Ed Clemens | C | Dayton | 300 |
| 26. | Louie Yourkowski | T | Washington | 312 |
| 27. | Lou Welsch | C | USC | 324 |
| 28. | Jim Murray | T | Montana | 336 |
| 29. | Ray Lewis | E | Boise J.C. | 348 |
| 30. | Fritz Phren | B | College of the Ozarks | 359 |

## 1952

*January 17, 1952*

| Rd. | Player | Pos. | College | Sel. # |
|---|---|---|---|---|
| 1. | (A) Bill Wade bonus choice | B | Vanderbilt | 1 |
| 1. | (B) Bob Carey | E | Michigan State | 12 |
| 2. | Bob Griffin | T | Arkansas | 24 |
| 3. | Dewey McConnell | E | Wyoming | 36 |
| 4. | (A) Ken Casner from Chicago Cardinals | T | Baylor | 39 |
| 4. | (B) Volney (Skeet) Quinlan | B | San Diego State | 48 |
| 5. | Gordon Polofsky | B | Tennessee | 60 |
| 6. | (A) Duane Putnam from Pittsburgh | G | Pacific | 65 |
| 6. | (B) Jerrell Price | T | Texas Tech | 72 |
| 7. | Burt Delevan | T | Pacific | 84 |
| 8. | Tom McCormick | B | Pacific | 96 |
| 9. | Byron Townsend | B | Texas | 108 |
| 10. | Luke Welch | T | Baylor | 120 |
| 11. | Sam Baker | B | Oregon State | 132 |
| 12. | Jake Roberts | B | Tulsa | 144 |
| 13. | Aubrey (Red) Phillips | C | Texas Tech | 156 |
| 14. | Joe Moss | T | Maryland | 168 |
| 15. | Bill Hegarty | T | Villanova | 180 |
| 16. | Bob Hooks | E | USC | 192 |
| 17. | John Griggs | C | Kentucky | 204 |
| 18. | Bob Dees | T | SW Missouri State | 216 |
| 19. | Harry Geldien | B | Wyoming | 228 |
| 20. | Ed Weber | B | William & Mary | 240 |
| 21. | Art Preston | B | San Diego State | 252 |
| 22. | Joe Pahr | B | Valparaiso | 264 |
| 23. | Choice to Cleveland | | | |
| 24. | Rich Kelnhofer | G | St. Ambrose (IA) | 288 |
| 25. | Len Teeuws | T | Tulane | 300 |
| 26. | Frank Fuller | T | Kentucky | 312 |
| 27. | Hugh Meyer | C | Texas A&M | 324 |
| 28. | Granville Hart | B | Soutern Mississippi | 336 |
| 29. | Gerry Perry | T | California | 348 |

## 1944

*January 18-19, 1951*

| Rd. | Player | Pos. | College | Sel. # |
|---|---|---|---|---|
| 1. | Bud McFadin | G | Texas | 10 |
| 2. | Herb Rich | B | Vanderbilt | 23 |
| 3. | Charley Toogood | T | Nebraska | 34 |
| 4. | George Kinek | B | Tulane | 46 |
| 5. | Tony Momsen | C | Michigan | 59 |
| 6. | Norb Hecker | E | Baldwin-Wallace | 70 |
| 7. | Alan Egler | B | Colgate | 82 |
| 8. | Hugo Primiani | T | Boston University | 95 |
| 9. | Nolan Lang | B | Oklahoma | 106 |
| 10. | Roland Kirby | B | Washington | 118 |
| 11. | John Natyshak | B | Tampa | 131 |
| 12. | Don Hardey | B | Pacific | 142 |
| 13. | Joe Reid | C | LSU | 154 |
| 14. | Rob McCoy | B | Georgia Tech | 167 |
| 15. | Odie Posey | B | Southern | 178 |
| 16. | Bill Robertson | E | Memphis State | 190 |
| 17. | Hal Riley | E | Baylor | 203 |
| 18. | Dick Daugherty | G | Oregon | 214 |
| 19. | Andy Robustelli | E | Arnold (CT) | 226 |
| 20. | Jim Nutter | E | Wichita State | 239 |
| 21. | Earl Stelle | B | Oregon | 250 |
| 22. | Billy Baggett | B | LSU | 262 |
| 23. | Dean Thomas | T | Michigan State | 275 |
| 24. | Harry Abeltin | T | Colgate | 286 |
| 25. | Jackie Calvert | T | Clemson | 298 |
| 26. | Howie Ruetz | T | Loras (IA) | 311 |
| 27. | Al Brosky | B | Illinois | 322 |
| 28. | Sterling Wingo | B | Virginia Tech | 334 |
| 29. | Earl Jackson | B | Texas Tech | 347 |
| 30. | Alvin Hanley | B | Kentucky State | 358 |

## 1950

*January 21-22, 1950*

| Rd. | Player | Pos. | College | Sel. # |
|---|---|---|---|---|
| 1. | (A) Ralph Pasquariello from Chicago Cardinals | B | Villanova | 8 |
| 1. | (B) Stan West | G | Oklahoma | 11 |
| 2. | Bob Fuchs | G | Missouri | 24 |
| 3. | Don Murray | T | Penn State | 37 |
| 4. | Ben Proctor | E | Texas | 50 |
| 5. | Dick McKissack | B | SMU | 63 |
| 6. | Orville Langrell | T | Oklahoma City | 76 |
| 7. | Cliff Coggin | E | Southern Mississippi | 89 |
| 8. | Woodley Lewis | B | Oregon | 102 |
| 9. | Les Cowan | E | McMurry State (TX) | 115 |
| 10. | Jay Van Noy | B | Utah State | 128 |
| 11. | (A) Jay Roundy from New York Giants | B | USC | 136 |
| 11. | (B) Fred Stuvek | G | West Virginia | 141 |
| 12. | John Lunney | G | Arkansas | 154 |
| 13. | Tom Winbigler | B | College of Idaho | 167 |
| 14. | Bill Trautwein | T | Ohio State | 180 |
| 15. | Dave Stephenseon | C | West Virginia | 193 |
| 16. | Jim Maloney | E | Fordham | 205 |
| 17. | Harry Haugold | T | Rensselaer (NY) | 219 |
| 18. | Bobby Collier | T | SMU | 232 |
| 19. | John Smith | E | Arizona | 245 |
| 20. | Bill Young | B | Hillsdale (MI) | 258 |
| 21. | Bill Klein | E | Hanover (IN) | 271 |
| 22. | Doug Barber | B | Dakota Wesleyan | 284 |
| 23. | Jim Bird | T | USC | 297 |
| 24. | Joe Joiner | E | Austin (TX) | 310 |
| 25. | Dan (Deacon) Towler | B | Washington & Jefferson | 323 |
| 26. | Otto Haldy | T | Mankato State | 336 |
| 27. | Hal Kilman | T | TCU | 349 |
| 28. | Junior Morgan | E | San Jose State | 362 |
| 29. | Bob Hack | E | Pacific | 375 |
| 30. | Bill Lange | G | Dayton | 388 |

## 1948

*December 21, 1948*

| Rd. | Player | Pos. | College | Sel. # |
|---|---|---|---|---|
| 1. | Bobby Thomason | B | Virginia Military | 7 |
| 2. | George Sims | B | Baylor | 17 |
| 3. | Jim Winkler | T | Texas A&M | 27 |
| 4. | Norm Van Brocklin | QB | Oregon | 37 |
| 5. | Earl (Dixie) Howell | B | Mississippi | 47 |
| 6. | Charles Reynolds | B | Texas Tech | 57 |
| 7. | (A) Jerry Williams from Green Bay | B | Washington State | 63 |
| 7. | (B) Jon Baker | G | California | 67 |
| 8. | John Waldrum | G | Sul Ross (TX) | 77 |
| 9. | Johnny Smith | E | Arizona | 87 |
| 10. | (A) George Buksar from Green Bay | B | Purdue | 94 |
| 10. | (B) Max Minnich | B | Bowling Green | 97 |
| 11. | Jim Cozad | T | Iowa | 107 |
| 12. | Bill Renna | G | Santa Clara | 117 |
| 13. | Paul Barry | B | Tulsa | 127 |
| 14. | Ed Carmichael | T | Oregon State | 137 |
| 15. | J.C. Dodd | B | Sul Ross (TX) | 147 |
| 16. | Joe Morgan | G | Southern Mississippi | 157 |
| 17. | Dick Sheffield | E | Tulane | 167 |
| 18. | Hillary Chollet | B | Cornell | 177 |
| 19. | Joe Leonard | T | Virginia | 187 |
| 20. | Lloyd Eisenberg | T | Duke | 197 |
| 21. | George Teufel | B | Lock Haven (PA) | 207 |
| 22. | Ed Hamilton | E | Arkansas | 217 |
| 23. | Walt Kersulis | E | Illinois | 227 |
| 24. | Fred Klemenok | B | San Francisco | 237 |
| 25. | Clay Matthews | T | Georgia Tech | 247 |

## 1947

*December 19, 1947*

| Rd. | Player | Pos. | College | Sel. # |
|---|---|---|---|---|
| 1. | Choice to Detroit | | | |
| 2. | Tom Keane | B | West Virginia | 18 |
| 3. | Bruce Bailey | B | Virginia | 30 |
| 4. | George Grimes | B | Virginia | 40 |
| 5. | (A) Gene Ruszkowski from Boston | T | Ohio University | 49 |
| 5. | (B) Noel Cudd | T | West Texas State | 50 |
| 6. | Bob Walker | B | Colorado Mines | 60 |
| 7. | Mike Graham | B | Cincinnati | 70 |
| 8. | Glenn Johnson | T | Arizona State | 80 |
| 9. | Johnny Zisch | E | Colorado | 90 |
| 10. | Atherton (Pinky) Phleger | T | Stanford | 100 |
| 11. | Bob Heck | E | Purdue | 110 |
| 12. | Bill Schroll | B | LSU | 120 |
| 13. | Bob Dement | T | Southern Mississippi | 130 |
| 14. | Charley Schoenherr | B | Wheaton | 140 |
| 15. | Larry Brink | E | Northern Illinois | 150 |
| 16. | Bill (Zeke) O'Conner | G | Notre Dame | 160 |
| 17. | Bill Nelson | B | Montana State | 170 |
| 18. | Jim Rees | T | North Carolina State | 180 |
| 19. | Ray Borneman | B | Texas | 190 |
| 20. | Ray Yagiello | T | Catawba | 200 |
| 21. | John Pesek | E | Nebraska | 210 |
| 22. | Charlie DeAutremont | B | Southern Oregon | 220 |
| 23. | Bob Levenhagen | G | Washington | 230 |
| 24. | Leon Cooper | T | Albright | 240 |
| 25. | Jim Wade | B | Oklahoma City | 250 |
| 26. | Ken Sinofsky | G | Nevada-Reno | 260 |
| 27. | Bobbby Jack Stuart | B | Army | 270 |
| 28. | Hilliard (Junior) Crum | E | Arizona | 280 |
| 29. | Tony Kunkiewicz | B | Trinity (CT) | 288 |
| 30. | Bill Taylor | E | Rice | 295 |

## 1946

*December 16, 1946*

| Rd. | Player | Pos. | College | Sel. # |
|---|---|---|---|---|
| 1. | Herman Wedemeyer | B | St. Mary's (CA) | 8 |
| 2. | Don Paul | C | UCLA | 20 |
| 3. | Gordon Gray | B | USC | 32 |
| 4. | Paul Evenson | T | Oregon State | 42 |
| 5. | Bill Smyth | T | Cincinnati | 52 |
| 6. | Bill McGovern | C | Washington | 62 |
| 7. | Max Partin | B | Tennessee | 72 |
| 8. | Carl Samuelson | T | Nebraska | 82 |
| 9. | Russ Steger | B | Illinois | 92 |
| 10. | Dante Lavelli | E | Ohio State | 102 |
| 11. | Mike Dimitro | G | UCLA | 112 |
| 12. | John Kissell | T | Boston College | 122 |
| 13. | George Fuchs | B | Wisconsin | 132 |
| 14. | Ralph Chubb | B | Michigan | 142 |
| 15. | Don Hardy | E | USC | 152 |
| 16. | Ed Champagne | T | LSU | 162 |
| 17. | Jimmy Dewar | B | Indiana | 172 |
| 18. | Bernie Rieges | B | UCLA | 182 |
| 19. | Leon McLaughlin | C | UCLA | 192 |
| 20. | Chuck Elliott | T | Oregon | 202 |
| 21. | Lou Levanti | C | Illinois | 212 |
| 22. | J.D. Cheek | T | Oklahoma A&M | 222 |
| 23. | Bob Dal Porto | B | California | 232 |
| 24. | Gene Standefer | B | Texas Tech | 242 |
| 25. | Bob David | B | Villanova | 252 |
| 26. | Jim Hunnicutt | B | South Carolina | 262 |
| 27. | John Comer | B | Holy Cross | 272 |
| 28. | Hal Dean | G | Ohio State | 282 |
| 29. | James Atwell | B | South Carolina | 290 |
| 30. | Bob Prymuski | G | Illinois | 298 |

## 1946

*January 14, 1946*

| Rd. | Player | Pos. | College | Sel. # |
|---|---|---|---|---|
| 1. | Emil Sitko | B | Notre Dame | 10 |
| 2. | Don Samuel | B | Oregon State | 20 |
| 3. | Don Paul | C | UCLA | 30 |
| 4. | Newell Oestreich | B | California | 40 |
| 5. | Lafayette King | E | Georgia | 50 |
| 6. | Joe Whisler | B | Ohio State | 60 |
| 7. | Mike Schumchyk | G | Arkansas | 70 |
| 8. | Joe Signaigo | G | Notre Dame | 80 |
| 9. | Tom Phillips | B | Ohio State | 90 |
| 10. | Ted Stojny | T | Holy Cross | 100 |
| 11. | George Strohmeyer | C | Notre Dame | 110 |
| 12. | Bob Palladino | B | Notre Dame | 120 |
| 13. | Dick Lorenz | E | Oregon State | 130 |
| 14. | Larry Bouley | B | Georgia | 140 |
| 15. | Gasper Urban | G | Notre Dame | 150 |
| 16. | Bob Wise | G | Colorado | 160 |
| 17. | Jerry Ford | E | Notre Dame | 170 |
| 18. | Rob Albrecht | B | Marquette | 180 |
| 19. | Cliff Lewis | B | Duke | 190 |
| 20. | Bob Richardson | T | Marquette | 200 |
| 21. | Derald Lebow | B | Oklahoma | 210 |
| 22. | Bill Lippincott | B | Washington State | 220 |
| 23. | Kay Jamison | E | Florida | 230 |
| 24. | D.J. Gambrell | C | Alabama | 240 |
| 25. | Joe Ben Dickey | B | Colorado | 250 |
| 26. | Mart Grbovaz | E | San Francisco | 260 |
| 27. | Jay Perrin | T | USC | 270 |
| 28. | Frank Plant | C | Georgia | 280 |
| 29. | Dale Cowan | T | Kansas State | 290 |
| 30. | John West | B | Oklahoma | 300 |

## 1945

*April 8, 1945*

| Rd. | Player | Pos. | College | Sel. # |
|---|---|---|---|---|
| 1. | (A) Elroy (Crazylegs) Hirsch | B | Wisconsin | 5 |
| 1. | (B) Milan Lazetich | T | Michigan | 15 |
| 2. | (A) W.G. Wooten | E | Oklahoma | 21 |
| 2. | (B) Jack Zilly | E | Notre Dame | 32 |
| 3. | Roger Harding | C | California | 37 |
| 4. | Jerry Cowhig | B | Notre Dame | 46 |
| 5. | Fred Negus | C | Wisconsin | 59 |
| 6. | Johnny August | B | Alabama | 70 |
| 7. | Dick Huffman | T | Tennessee | 81 |
| 8. | Vern Walters | B | Alma | 92 |
| 9. | Tom Fears | E | UCLA | 103 |
| 10. | Joe Winkler | C | Purdue | 114 |
| 11. | Jack Aland | T | Alabama | 125 |
| 12. | Chuck Uknes | B | Iowa | 136 |
| 13. | Bill Lund | B | Case Western Reserve | 147 |
| 14. | Bob Barton | E | Holy Cross | 158 |
| 15. | Dick Hoerner | B | Iowa | 169 |
| 16. | Lee Kennon | T | Oklahoma | 180 |
| 17. | Eagle Matulich | B | Mississippi State | 191 |
| 18. | Bill Griffin | T | Kentucky | 202 |
| 19. | Leroy Erickson | B | Oregon | 213 |
| 20. | Ray Evans | T | UTEP | 224 |
| 21. | Luke Higgins | T | Notre Dame | 235 |
| 22. | Stan Nowak | E | South Carolina | 248 |
| 23. | Gene Knonopke | G | Villanova | 257 |
| 24. | Ray Florek | B | Illinois | 266 |
| 25. | Russ Perry | B | Wake Forest | 279 |
| 26. | Pat West | B | USC | 290 |
| 27. | Bill Davis | B | Oregon | 301 |
| 28. | Charley Compton | T | Alabama | 312 |
| 29. | Did not draft | | | |
| 30. | Did not draft | | | |

## 1944

*April 19, 1944*

| Rd. | Player | Pos. | College | Sel. # |
|---|---|---|---|---|
| 1. | Tony Butkovick | B | Illinois | 11 |
| 2. | Gill Bouley | T | Boston College | 26 |
| 3. | Bob Waterfield | B | UCLA | 42 |
| 4. | Al Akins | B | Washington State | 53 |
| 5. | George Cheverko | B | Fordham | 64 |
| 6. | Stan Stasica | B | South Carolina | 75 |
| 7. | Fred Boensch | T | Stanford | 86 |
| 8. | Bob Shaw | E | Ohio State | 97 |
| 9. | Joe Andrejco | B | Fordham | 108 |
| 10. | Pat Filley | G | Notre Dame | 119 |
| 11. | Bob Erickson | B | Washington | 130 |
| 12. | Mal Maceau | C | Marquette | 141 |
| 13. | Frank (Bud) Hubbell | E | Tennessee | 152 |
| 14. | John Aguirre | T | USC | 163 |
| 15. | Aubrey Clayton | B | Auburn | 174 |
| 16. | Ziggy Zamlynski | B | Villanova | 185 |
| 17. | Bob McBride | C | Notre Dame | 196 |
| 18. | Joe Yackanich | T | Fordham | 207 |
| 19. | John Creevey | B | Notre Dame | 218 |
| 20. | David Paul Jones | B | Arkansas | 229 |
| 21. | Jim Pharr | C | Auburn | 240 |
| 22. | Joe Warlick | B | Mississippi State | 251 |
| 23. | Bart Gianelli | G | Santa Clara | 262 |
| 24. | Charley Kuhn | B | Kentucky | 273 |
| 25. | Jim Smith | T | Colorado | 284 |
| 26. | Ray Donelli | B | Duquesne | 295 |
| 27. | John Hughes | E | Mississippi State | 306 |
| 28. | Dick McPhee | B | Georgia | 317 |
| 29. | Jim McLeod | E | LSU | 328 |
| 30. | San Kudlacz | C | Notre Dame | 329 |

## 1943

*April 8, 1943*

| Rd. | Player | Pos. | College | Sel. # |
|---|---|---|---|---|
| 1. | Mike Holovak | B | Boston College | 5 |
| 2 | (A) Tom Farmer | B | Iowa | 15 |
| 2. | (B) Fred Naumetz | C | Boston College | 20 |
| 3. | (A) Chuck Taylor | G | Stanford | 30 |
| 3. | (B) Clyde Johnson | T | Kentucky | 35 |
| 4. | Les Horvath | B | Ohio State | 45 |
| 5. | Bill Henderson | E | Texas A&M | 55 |
| 6. | Bill Parker | E | Iowa | 65 |
| 7. | Al Solari | B | UCLA | 75 |
| 8. | Homer Simmons | T | Oklahoma | 86 |
| 9. | Tom Roblin | B | Oregon | 95 |
| 10. | Bill Vickroy | C | Ohio State | 105 |
| 11. | Tom Alberghini | G | Holy Cross | 115 |
| 12. | Sam Sharp | E | Alabama | 125 |
| 13. | Dick Kieppe | B | Michigan State | 135 |
| 14. | Cullen Rogers | B | Texas A&M | 145 |
| 15. | Walt Ruark | G | Georgia | 155 |
| 16. | Bert Davis | C | Utah | 165 |
| 17. | Jay Fidler | T | Brown | 175 |
| 18. | Carl Falk | T | Washington | 185 |
| 19. | Tom Coll | E | St. Mary's (CA) | 195 |
| 20. | Mark McCorkle | B | Washington | 205 |
| 21. | Ed Moshofsky | T | Oregon | 215 |
| 22. | Hal Adams | B | Missouri | 225 |
| 23. | Jim Shephard | E | Oregon | 235 |
| 24. | Jack Stetler | B | Pittsburgh | 245 |
| 25. | Jeff Davis | C | Missouri | 255 |
| 26. | Steve Pritko | E | Villanova | 265 |
| 27. | Floyd Konetsky | G | Florida | 275 |
| 28. | Willie Miller | G | LSU | 285 |
| 29. | Did not draft | | | |
| 30. | Did not draft | | | |

## 1941

*December 22, 1941*

| Rd. | Player | Pos. | College | Sel. # |
|---|---|---|---|---|
| 1. | (A) Jack Wilson | B | Baylor | 2 |
| 1. | (B) Jack Jacobs | B | Oklahoma | 12 |
| 2. | (A) Roger Eason | T | Oklahoma | 17 |
| 2. | (B) Len Levy | G | Minnesota | 27 |
| 3. | Orville Matthews | B | Oklahoma | 32 |
| 4. | Mike Sweeney | E | Texas | 42 |
| 5. | Italo Rossi | T | Purdue | 52 |
| 6. | Bob Brumley | B | Rice | 62 |
| 7. | Hubert Ulrich | E | Kansas | 72 |
| 8. | Bob deLauer | T | USC | 82 |
| 9. | Ben Hightower | E | Sam Houston State | 92 |
| 10. | Walt Zirinsky | B | Lafayette | 102 |
| 11. | Ray Bradfield | E | Santa Clara | 112 |
| 12. | Tom Greene | T | Georgia | 122 |
| 13. | Ike Peel | B | Tennessee | 132 |
| 14. | Glenn Henicle | G | Tulsa | 142 |
| 15. | Don Clawson | B | Northwestern | 152 |
| 16. | Jack Graf | B | Ohio State | 162 |
| 17. | Bill Regner | E | Oregon | 172 |
| 18. | Gene Conley | T | Washington | 182 |
| 19. | Did not draft | | | |
| 20. | Did not draft | | | |

## 1940

*December 10, 1940*

| Rd. | Player | Pos. | College | Sel. # |
|---|---|---|---|---|
| 1. | Rudy Mucha | C | Washington | 4 |
| 2. | Marshall Shires | T | Tennessee | 14 |
| 3. | Jay MacDowell | E | Washington | 19 |
| 4. | Walt Luther | B | Nebraska | 29 |
| 5. | Chet Haliska | B | Oregon | 34 |
| 6. | Jim Kisselburgh | B | Oregon State | 44 |
| 7. | Ray Prochaska | E | Nebraska | 54 |
| 8. | Tony Gallovich | B | Wake Forest | 64 |
| 9. | Milt Simington | G | Arkansas | 74 |
| 10. | John Pendergast | C | Wake Forest | 84 |
| 11. | Nick Drahos | T | Cornell | 94 |
| 12. | Harold Punches | G | Colorado | 104 |
| 13. | Bill McMurray | E | Murray State | 114 |
| 14. | Bill Elmore | B | California | 124 |
| 15. | Warren Desmore | C | Toledo | 134 |
| 16. | Gordon Wilson | G | UTEP | 144 |
| 17. | Kirk Hershey | E | Cornell | 154 |
| 18. | Cobbie Lee | E | Murray State | 164 |
| 19. | Harold Hursh | B | Indiana | 174 |
| 20. | Leo Barnes | T | LSU | 184 |

## 1939

*December 9, 1939*

| Rd. | Player | Pos. | College | Sel. # |
|---|---|---|---|---|
| 1. | Olie Cordill | B | Rice | 5 |
| 2. | Merl Condit | B | Carnegie-Mellon | 15 |
| 3. | Johnny Haman | C | Northwestern | 25 |
| 4. | Bob Wood | T | Alabama | 35 |
| 5. | Park Myers | T | Texas | 45 |
| 6. | Ken Heineman | E | Texas Mines | 55 |
| 7. | Bob Nowaskey | B | George Washington | 65 |
| 8. | Bob Anahu | E | Santa Clara | 75 |
| 9. | Wilfrid Thorpe | G | Arkansas | 85 |
| 10. | Herb Smith | B | St. Mary's (CA) | 95 |
| 11. | Boyd Clay | T | Tennessee | 105 |
| 12. | Jim Goolsby | C | Mississippi State | 115 |
| 13. | Jack (Shag) Gregory | T | Tenn.-Chattanooga | 125 |
| 14. | Pete Bogden | E | Utah | 135 |
| 15. | Owen Goodnight | B | Hardin-Simmons | 145 |
| 16. | Morris Kohler | B | Oregon State | 155 |
| 17. | Jack Nix | B | Mississippi State | 165 |
| 18. | Ralph Stevenson | G | Oklahoma State | 175 |
| 19. | Dante Magnani | B | St. Mary's (CA) | 185 |
| 20. | Luke Lincoln | T | Kentucky | 195 |

## 1938

*December 9, 1938*

| Rd. | Player | Pos. | College | Sel. # |
|---|---|---|---|---|
| 1. | Parker Hall | B | Mississippi | 3 |
| 2. | Gaylon Smith | B | Southwestern | 13 |
| 3. | Elmer Tarbox | B | Texas Tech | 23 |
| 4. | Wally Garard | T | St. Mary's (CA) | 33 |
| 5. | Eddie Gallo | T | LSU | 43 |
| 6. | Bernie McGarry | T | Utah | 53 |
| 7. | Gerry Dowd | C | St. Mary's (CA) | 63 |
| 8. | Warren (Bronco) Brunner | B | Tulane | 73 |
| 9. | Lew Bostick | G | Alabama | 83 |
| 10. | Frank Petrick | E | Indiana | 93 |
| 11. | Sid Roth | G | Cornell | 103 |
| 12. | Chet Adams | T | Ohio University | 113 |
| 13. | Joel Hitt | E | Mississippi College | 123 |
| 14. | John Ryland | C | UCLA | 133 |
| 15. | Ben Friend | T | LSU | 143 |
| 16. | Gordon Reupke | B | Iowa State | 153 |
| 17. | Mike Perrie | B | St. Mary's (CA) | 163 |
| 18. | Alex Atty | G | West Virginia | 173 |
| 19. | Bill Lane | B | Bucknell | 183 |
| 20. | Paul Graham | B | Indiana | 193 |
| 20. | Luke Lincoln | T | Kentucky | 195 |

## 1937

*December 12, 1937*

| Rd. | Player | Pos. | College | Sel. # |
|---|---|---|---|---|
| 1. | (A) Gorbett Davis | B | Indiana | 1 |
| 1. | (B) Jim Benton | E | Arkansas | 11 |
| 2. | (A) Joe Routt | G | Texas A&M | 15 |
| 2. | (B) Vic Markov | T | Washington | 26 |
| 3. | Ed Franco | G | Fordham | 31 |
| 4. | Ray Hamilton | G | Arkansas | 41 |
| 5. | Marcel (Red) Chesbro | G | Colgate | 51 |
| 6. | Walt (Tiger) Mayberry | B | Florida | 61 |
| 7. | Chuck Ream | E | Ohio State | 71 |
| 8. | Joe Maras | T | Duquesne | 81 |
| 9. | Al Hoptowit | T | Washington State | 91 |
| 10. | Vic Spadaccini | B | Minnesota | 101 |

## 1936

*December 12, 1936*

| Rd. | Player | Pos. | College | Sel. # |
|---|---|---|---|---|
| 1. | Johnny (Zero) Drake | B | Purdue | 10 |
| 2. | Jules Alphonse | B | Michigan | 20 |
| 3. | Bobby LaRue | B | Pittsburgh | 30 |
| 4. | John Wiatrak | C | Washington | 40 |
| 5. | Inwood Smith | G | Ohio State | 50 |
| 6. | Chris Del Sasso | T | Indiana | 60 |
| 7. | Norm Shoen | B | Baldwin-Wallace | 70 |
| 8. | Herm Schmarr | E | Catholic | 80 |
| 9. | Ray Johnson | B | Denver | 90 |
| 10. | Solon Holt | G | TCU | 100 |

Los Angeles Rams 2020 Media Guide

# All-Time Coaches Roster

# Rams All-Time Head Coaches

(Including Playoff Games)

| COACH | YEARS | WON | LOST | TIED | WIN PCT. | RAMS POINTS | OPP POINTS |
|---|---|---|---|---|---|---|---|
| Hugo Bezdek | 1937-38~ | 1 | 13 | 0 | .071 | 111 | 277 |
| Art Lewis | 1938 | 4 | 4 | 0 | .500 | 95 | 145 |
| Earl (Dutch) Clark | 1939-42 | 16 | 26 | 2 | .386 | 632 | 806 |
| Aldo (Buff) Donelli | 1944 | 4 | 6 | 0 | .400 | 188 | 224 |
| Adam Walsh | 1945-46 | 16 | 5 | 1 | .750 | 536 | 407 |
| Bob Snyder | 1947 | 6 | 6 | 0 | .500 | 259 | 214 |
| Clark Shaughnessy | 1948-49 | 14 | 8 | 3 | .620 | 687 | 522 |
| Joe Stydahar | 1950-52^ | 19 | 9 | 0 | .679 | 941 | 668 |
| Hampton Pool | 1952-54 | 23 | 11 | 2 | .667 | 1,043 | 749 |
| Sid Gillman | 1955-59 | 28 | 32 | 1 | .467 | 1,458 | 1,447 |
| Bob Waterfield | 1960-62# | 9 | 24 | 1 | .279 | 664 | 811 |
| Harland Svare | 1962-65 | 14 | 31 | 3 | .323 | 846 | 1,170 |
| George Allen | 1966-70 | 49 | 19 | 4 | .708 | 1,671 | 1,104 |
| Tommy Prothro | 1971-72 | 14 | 12 | 2 | .536 | 604 | 546 |
| Chuck Knox | 1973-77 | 57 | 20 | 1 | .737 | 1,737 | 991 |
| Ray Malavasi | 1978-82 | 43 | 36 | 0 | .544 | 1,662 | 1,566 |
| John Robinson | 1983-91 | 79 | 74 | 0 | .516 | 3,216 | 3,209 |
| Chuck Knox | 1992-94 | 15 | 33 | 0 | .313 | 820 | 1,115 |
| Rich Brooks | 1995-96 | 13 | 19 | 0 | .406 | 612 | 827 |
| Dick Vermeil | 1997-99 | 25 | 26 | 0 | .490 | 1,193 | 1,038 |
| Mike Martz | 2000-05< | 56 | 36 | 0 | .609 | 2,439 | 2,169 |
| Joe Vitt | 2005 | 4 | 7 | 0 | .364 | 235 | 281 |
| Scott Linehan | 2006-08% | 11 | 25 | 0 | .306 | 673 | 966 |
| Jim Haslett | 2008 | 2 | 10 | 0 | .167 | 189 | 318 |
| Steve Spagnuolo | 2009-11 | 10 | 38 | 0 | .208 | 657 | 1,171 |
| Jeff Fisher | 2012-2016& | 31 | 45 | 1 | .409 | 1,445 | 1,700 |
| John Fassel | 2016 | 0 | 3 | 0 | .000 | 30 | 90 |
| Sean McVay | 2017- | 35 | 17 | 0 | .673 | 1,471 | 1,161 |
| **TOTAL** | **1937-2019** | **589** | **588** | **21** | **.491** | **26,114** | **25,692** |

* Ties count as half game won, half game lost
~ Replaced by Lewis after three games in 1938
^ Replaced by Pool after one game in 1952
# Replaced by Svare after eight games in 1962
< Replaced by Vitt after five games in 2005
% Replaced by Haslett after four games in 2008
& Replaced by Fassel after 13 games in 2016



Los Angeles Rams Head Coach Sean McVay and coaching staff during the 2018 season. The 2018 Rams coaching staff would lead the team to Super Bowl LIII in Atlanta, Ga. .

# Rams All-Time Assistant Coaches

## A

| NAME | RAMS YEARS |
|---|---|
| Aggabao, J | 2014-16 |
| Allen, George | 1957 |
| Aliotti, Nick | 1995-97 |
| Alsman, Ed | 1974-75 |
| Andersen, Foster | 1978 |
| April, Bobby | 2001-03 |
| Austin, Bill | 1965 |

## B

| | |
|---|---|
| Babich, Bob | 2003 |
| Baggett, Charlie | 2009-10 |
| Bailey, Adam | 2010-15 |
| Baker, Bob | 1983-84 |
| Baker, Brian | 2006-08 |
| Baker, Joe | 2006 |
| Bankins, Charles | 2005 |
| Barry, Joe | 2017- |
| Battles, Bill | 1953-54 |
| Bennett, Leeman | 1973-76 |
| Benton, John | 2004-05 |
| Bettis, Tom | 1991 |
| Bogardus, Thad, | 2017- |
| Bonamego, John | 2020- |
| Boudreau, Paul F., | 2012-15 |
| Boudreau, Paul T., | 2006-07, 2012-16 |
| Boras, Rob | 2012-16 |
| Bowden, Joe | 2012-15 |
| Brooks, Larry | 1983-90 |
| Brooks, Rich | 1971-72 |
| Brown, Steve | 1995-00 |
| Brown, Thomas | 2020- |
| Bunting, John | 1997-99 |
| Bush, Frank | 2013-16 |
| Byrd, Gill | 2004-05 |

## C

| | |
|---|---|
| Campbell, Marion | 1967-68 |
| Carson, Bud | 1978-81; 1997; 2000 |
| Catlin, Tom | 1966-77 |
| Cecil, Chuck | 2012-16 |
| Chaney, Jim | 2006-08 |
| Cignetti, Frank | 2012-15 |
| Clausen, Chris | 1992-2005 |
| Coen, Liam | 2018- |
| Coley, Max | 1978 |
| Cooley, Jonathan | 2020- |
| Coury, Dick | 1986-90; 1997-99 |
| Cox, Mike | 2007-08 |
| Cromwell, Nolan | 1991, 2010-11 |
| Croom, Sylvester | 2009-11 |
| Crow, Lindon | 1963 |
| Curl, Dick | 2009-2010 |
| Curtis, Andre | 2009-11 |

## D

| | |
|---|---|
| Daniels, Matt | 2018- |
| Daly, Brendan | 2009-11 |
| David, Jim | 1960-62 |
| Dickerson, Andy | 2012- |
| Dixon, Hewritt | 1980-81 |
| Doll, Don | 1965 |
| Dowler, Boyd | 1970 |
| Downing, Todd | 2006-08 |
| Durden, Earnel | 1971-72 |
| Dyer, George | 1992-94 |

## E

| | |
|---|---|
| Ellard, Henry | 2001-08 |
| Erber, Lew | 1985-86 |
| Erkenbeck, Jim | 1992-94 |
| Evans, Clyde | 1978-82 |
| Evero, Ejiro | 2017- |

## F

| | |
|---|---|
| Fairchild, Steve | 2003-05 |
| Falks, Frank | 2003-05 |
| Fassel, John | 2012-19 |
| Faucette, Chuck | 2008-10 |
| Faulkner, Jack | 1955-59, 1973-79 |
| Fears, Tom | 1960-61 |
| Ferraro, Paul | 2009-11 |
| Fewell, Perry | 2003-04 |
| Fisch, Jedd | 2018- |
| Fisher, Brandon | 2012-16 |
| Fisher, Jeff | 1991 |
| Flajole, Ken | 2009-11 |

## G

| | |
|---|---|
| Gaines, Greg | 1993-94 |
| Gansz, Frank | 1997-99 |
| Garcia, Jeff | 2015 |
| Garrett, Judd | 2006-07 |
| Giemont, Garrett | 1990-91 |
| Gigantino, Artie | 1987-90 |
| Giunta, Peter | 1997-2000 |
| Goode, Kerry | 1997-98 |
| Goux, Marv | 1983-91 |
| Gray, Michael | 1996 |
| Grayer, Edward | 2017- |
| Greatwood, Steve | 1995-96 |
| Groh, Mike | 2015-16 |
| Gullickson, Rock | 2009-16 |

## H

| | |
|---|---|
| Hadl, John | 1982 |
| Hairston, Carl | 1997-2000 |
| Hall, Sid | 1971-72 |
| Haluchak, Mike | 2000-02 |
| Hanifan, Jim | 1997-2003 |
| Hanson, Randy | 2006 |
| Harris, Chick | 1992-94 |
| Haskell, Gil | 1983-91 |
| Haslett, Jim | 2006-08 |
| Hein, Mel | 1950 |
| Heinrich, Don | 1963-64 |
| Henderson, Eric | 2019- |
| Hickey, Howard (Red) | 1950-54 |
| Hickman, Bill | 1978-80 |
| Horton, Jeff | 2006-08 |
| Houck, Hudson | 1983-91 |
| House, Matt | 2009-11 |
| Howard, Todd | 1998-99 |

## I

| | |
|---|---|
| Imamura, Jeff | 2015-16 |

## J

| | |
|---|---|
| Jackson, Bobby | 2000-02 |
| Jackson, Milt | 1992-93 |
| Johnson, Bill | 2017-18 |
| Jones, Ronnie | 1991 |

## K

| | |
|---|---|
| Knox, Chuck Jr. | 1993-94 |
| Kollar, Bill | 2001-05 |
| Kromer, Aaron | 2017- |
| Kromer, Zak | 2017- |

## L

| | |
|---|---|
| LaFleur, Matt | 2017 |
| Lanham, Paul | 1978-82 |
| Lauterbur, Frank | 1978-81 |
| LeDuc, Dana | 1999-2008 |
| Leonard, Frank | 2009-11 |
| Levy, Marv | 1970 |
| Ligashesky, Bob | 2005-06 |
| Lilly, John | 2016 |
| Lindskog, Vic | 1960-62 |
| Loney, Steve | 2008-11 |
| Lopez, Clayton | 2009-11 |
| Lovett, Justin | 2020- |

# Rams All-Time Assistant Coaches

## M

| | |
|---|---|
| Madro, Joe | 1955-59 |
| Mainord, Carlos | 2002 |
| Malavasi, Ray | 1973-78 |
| Marchibroda, Ted | 1966-70 |
| Marmie, Larry | 2004-05 |
| Martz, Mike | 1992-96, 1999 |
| Matsko, John | 1999-2005 |
| McDaniels, Josh | 2010-2011 |
| McGinnis, Dave | 2012-16 |
| McKenzie, Tyrone | 2017 |
| McKittrick, Bobb | 1971-72 |
| McLaughlin, Leon | 1971-72 |
| McMahon, Tom | 2009-11 |
| Meeks, Ron | 2001 |
| Meyer, Ken | 1973-76 |
| Milus, Ron | 2006-08 |
| Montgomery, Wilbert | 1997-2005 |
| Moore, Steve | 1994 |
| Moses, Wayne | 2006-07 |
| Murphy, Keith | 2007-08 |

## N

| | |
|---|---|
| Nussmeier, Doug | 2006-07 |
| Noriega, Fernando | 2016- |

## O

| | |
|---|---|
| Olson, Greg | 2006-07, 2017 |
| O'Connell, Kevin | 2020- |

## P

| | |
|---|---|
| Paolillo, Lou | 2010-11 |
| Pasquale, Larry | 2000 |
| Patera, Jack | 1963-66 |
| Paterra, Herb | 1980-82 |
| Paul, Don | 1959-61 |
| Peete, Skip | 2016-19 |
| Penaranda, Jairo | 1990 |
| Perry, Rod | 1992-94 |
| Phillips, Wade | 2017-19 |
| Phillips, Wes | 2019- |
| Pitts, Elijah | 1974-77 |
| Pleasent, Aubrey | 2017- |
| Pollard, Don (Deek) | 1995-96 |
| Pool, Hampton | 1950-54, 1960-62 |
| Prochaska, Ray | 1966-70, 1973-77 |

## R

| | |
|---|---|
| Radakovich, Dan | 1979-81, 1995 |
| Ramsdell, John | 1995-2005 |
| Rapp, Vic | 1984 |
| Rath, Ted | 2017- |
| Raye, Jimmy | 1983-84, 1991 |
| Reilly, Jack | 1995-96 |
| Rhome, Jerry | 1997-99 |
| Richards, Ray | 1951-52 |
| Ringo, Jim | 1982 |
| Roberts, Al | 2007-08 |
| Robinson, Willy | 2006-07 |
| Robinson, Zac | 2019- |
| Roland, Johnny | 1995-96 |
| Roll, Brad | 2006-07 |
| Rymkus, Lou | 1958 |

## S

| | |
|---|---|
| Sauer, John | 1953-54 |
| Saunders, Al | 1999-2000; 2008 |
| Saunders, Bob | 2008 |
| Schnelker, Bob | 1963-65 |
| Schnellenberger, Howard | 1966-69 |
| Schottenheimer, Brian | 2012-2014 |
| Schottenheimer, Kurt | 2005 |
| Schwenk, Vic | 1964-65 |
| Selcer, Dick | 1992-96 |
| Sevier, Wayne | 1994-95 |
| Shafer, Steve | 1983-90 |
| Shaw, Willie | 1995-96 |
| Shea, Terry | 2008 |
| Sheldon, Matt | 2001-05 |
| Shelmon, Clarence | 1991 |
| Sherman, Ray | 2012-15 |
| Shula, Chris | 2017- |
| Shurmur, Fritz | 1982-90 |
| Shurmur, Pat | 2009-10 |
| Simmons, Clyde | 2012-16 |
| Simmons, Warren | 1994 |
| Singletary, Mike | 2016 |
| Sirmans, Ben | 2012-15 |
| Smith, Kenan | 2014-16 |
| Smith, Lovie | 2001-03 |
| Snow, Jack | 1982 |
| Snyder, Bob | 1946, 1948-49 |
| Snyder, Bruce | 1983-86 |
| Staley, Brandon | 2020- |
| Stephenson, Kay | 1977 |
| Storm, Lowell | 1955-57 |
| Stydahar, Joe | 1947-49 |
| Stiles, Lynn | 1997-99 |
| Stock, Mike | 2004 |
| Sugarman, Andy | 2009-15 |
| Sullivan, Joe | 1966-70 |
| Summerall, Pat | 1963 |
| Swiacki, Bill | 1958 |
| Swinton, Derius | 2009-11 |

## T

| | |
|---|---|
| Taylor, Lionel | 1977-81 |
| Taylor, Zac | 2017-18 |
| Teerlinck, John | 1991 |
| Thomas, Joe | 1955-56 |
| Tippett, Howard | 1992-93, 2000 |
| Tollner, Ted | 1992-93 |
| Torgeson, LaVern | 1969-70, 1978-80 |
| Trafton, George | 1946-49 |
| Trotter, Barrett | 2015-16 |
| Turner, Norv | 1985-90 |

## V

| | |
|---|---|
| Valero, Art | 2008-09 |
| Vechiarella, Jim | 1981-82 |
| Venturi, Rick | 2006-08 |
| Vermeil, Dick | 1969, 1971-73 |
| Vitt, Joe | 1992-94, 2004-05 |
| Voris, Dick | 1954 |

## W

| | |
|---|---|
| Wagner, Blair | 2017 |
| Wagstaff, Jim | 1973-77 |
| Waldron, Shane | 2017- |
| Waller, Charlie | 1978 |
| Walton, Tim | 2013 |
| Warhop, George | 1996-97 |
| Waterfield, Bob | 1958 |
| Waufle, Mike | 2012-16 |
| Weaver, Larrye | 1971-72 |
| Weaver, Ralph | 1954 |
| Weinke, Chris | 2015-16 |
| White, Ed | 1998 |
| White, Mike | 1997-99 |
| Whittingham, Fred | 1982-90 |
| Wietecha, Ray | 1963-64 |
| Williams, Blake | 2012 |
| Williams, Gregg | 2014-16 |
| Wilson, Dennard | 2012-16 |
| Woodbury, Tory | 2020- |
| Woods, Dustin | 2018- |

## Y

| | |
|---|---|
| Yarber, Eric | 2017- |

## Z

| | |
|---|---|
| Zampese, Ernie | 1987-93 |
| Zampese, Ken | 2000-02 |



Los Angeles Rams 2020 Media Guide

# All-Time Roster

# Rams All-Time Roster

**All players active at any time on regular-season roster**

## A

| NAME, (POSITION) COLLEGE | # | RAMS YEARS |
|---|---|---|
| **Adams, Chester,** (T) Ohio | 34 | 1939-42 |
| **Adams, John**, (TE) Cal-State Los Angeles | 87 | 1963 |
| **Adeyanju, Victor**, (DE) Indiana | 94 | 2006-09 |
| **Agajanian, Ben**, (K) New Mexico | 3 | 1953 |
| **Agler, Bob**, (RB) Otterbein | 30 | 1948-49 |
| **Agnew, Ray**, (DT) North Carolina State | 99 | 1998-2000 |
| **Ahanotu, Chidi**, (DE) California | 72 | 2001 |
| **Ah You, C.J.,** (DE) Oklahoma | 98 | 2009-11 |
| **Akbar, Hakim**, (LB) Washington | 53 | 2002 |
| **Alexander, Dan**, (RB) Nebraska | 39 | 2003 |
| **Alexander, Danario,** (WR) Missouri | 84 | 2010-11 |
| **Alexander, Kermit**, (DB) UCLA | 35 | 1970-71 |
| **Alexander, Maurice**, (S) Utah State | 31 | 2014-17 |
| **Alexander, Robert**, (RB) West Virginia | 39 | 1982-83 |
| **Alexis, Rich**, (RB) Washington | 32/33 | 2006-07 |
| **Alfonse, Julius**, (RB) Minnesota | 5/29 | 1937-38 |
| **Alford, Darnell**, (G) Boston College | 72 | 2004 |
| **Allen, Brandon**, (QB) Arkansas | 8 | 2017-2018 |
| **Allen, Brian**, (LB) Florida State | 51 | 2001 |
| **Allen, Brian**, (C) Michigan State | 55 | 2018- |
| **Allen, David**, (RB) Kansas State | 34 | 2005 |
| **Allen, Duane**, (E) Santa Ana J.C. | 25 | 1961-64 |
| **Allen III, Roger,** (G) Missouri Western State | 62 | 2009 |
| **Allen, Taje**, (CB) Texas | 20 | 1997-2000 |
| **Alston, Jon**, (LB) Stanford | 57 | 2006 |
| **Amendola, Danny,** (WR) Texas Tech | 16 | 2009-12 |
| **Anderson, Bruce**, (DE) Williamette | 79 | 1966 |
| **Anderson, C.J.**, (RB) California | 35 | 2018 |
| **Anderson, Dwight**, (CB) South Dakota | 20 | 2004, 05 |
| **Andersen, Stanley**, (T) Stanford | 39 | 1940-41 |
| **Anderson, Willie**, (WR) UCLA | 83 | 1988-94 |
| **Andrews, George**, (LB) Nebraska | 52 | 1979-85 |
| **Angulo, Richard**, (TE) Western New Mexico | 48 | 2003 |
| **Anno, Sam,** (LB) USC | 52 | 1987 |
| **Archuleta, Adam,** (S) Arizona State | 31 | 2001-05 |
| **Arkin, David**, (G) Missouri State | 66 | 2016 |
| **Armstrong, Graham**, (T) John Carroll | 18/32 | 1941, 1945 |
| **Armstrong, Ray Ray,** (LB) Miami (Fla.) | 50 | 2013-14 |
| **Armstrong, Tyji,** (TE) Mississippi | 89 | 1998 |
| **Arnett, Jon**, (RB) USC | 26 | 1957-63 |
| **Arnold, Walt**, (TE) New Mexico | 84 | 1980-81 |
| **Asiodu, K.C.,** (LB) Central Oklahoma | 50 | 2009 |
| **Ashe, Richard**, (TE) Humboldt State | 87 | 1990 |
| **Ashmore, Darryl**, (T) Northwestern | 75/77 | 1993-96 |
| **Atchison, Tim,** (S) Baylor | 36 | 2011 |
| **Atkins, Pervis**, (RB) New Mexico State | 27 | 1961-63 |
| **Atogwe, Oshiomogho**, (S) Stanford | 21 | 2005-10 |
| **Atty, Alexander**, (G) West Virginia | 18 | 1939 |
| **Aupiu, David**, (LB) BYU | 90 | 1987 |
| **Austin, Tavon,** (WR) West Virginia | 11 | 2013-17 |
| **Avery, Donnie**, (WR) Houston | 17 | 2008-09 |
| **Ayers, Akeem,** (LB) UCLA | 56 | 2015 |
| **Ayi, Kole**, (LB) Massachusetts | 54 | 2001, 02 |

## B

| | | |
|---|---|---|
| **Bacon, Coy**, (DT) Jackson State | 79 | 1968-72 |
| **Bagarus, Steve**, (RB) Notre Dame | 0 | 1947 |
| **Bailey, Johnny**, (RB) Texas A&I | 21/20 | 1994-95 |
| **Bailey, Robert**, (CB) Miami (FL) | 28 | 1991-94 |
| **Bailey, Stedman,** (WR) West Virginia | 12 | 2013-15 |
| **Bain, Bill**, (G) USC | 62 | 1979-85 |
| **Bajema, Billy,** (TE) Oklahoma State | 47 | 2009-11 |
| **Baker, Donnell**, (WR) Southern (LA) | 83 | 1996 |
| **Baker, John**, (DT) North Carolina College | 78/74 | 1958-61 |
| **Baker, John**, (P) North Texas State | 4 | 2000-01 |
| **Baker, Terry**, (QB/RB) Oregon State | 11/15 | 1963-65 |
| **Baker, Tony**, (RB) Oregon State | 35 | 1973-74 |
| **Banks, Tony**, (QB) Michigan State | 12 | 1996-98 |
| **Bannan, Justin,** (DE) Colorado | 95 | 2011 |
| **Banta, Jack**, (RB) USC | 33 | 1946-48 |
| **Barber, Mark**, (RB) South Dakota State | 6 | 1937 |
| **Barber, Mike**, (TE) Louisiana Tech | 89/86 | 1982-85 |
| **Barker, Bryan**, (P) Santa Clara | 4 | 2005 |
| **Barksdale, Joe,** (T) LSU | 72 | 2012-14 |
| **Barle, Louis**, (QB) Minnesota-Duluth | 8 | 1939 |
| **Barnes, Lionel**, (DE) Northeast Louisiana | 92 | 1999-2000 |
| **Barnes, Tim,** (C) MIssouri | 61 | 2012-16 |
| **Barnett, Doug**, (DE) Azusa Pacific | 96 | 1982-83 |
| **Barr, Dave**, (QB) California | 16 | 1995 |
| **Barron, Alex**, (T) Florida State | 70 | 2005-09 |
| **Barron, Mark** (LB/S) Alabama | 26 | 2014-18 |
| **Barry, Paul**, (RB) Tulsa | 9 | 1950-52 |
| **Bartell, Ron**, (CB) Howard | 32/24 | 2005-11 |
| **Bartkowski, Steve**, (QB) California | 10 | 1986 |
| **Barwin, Connor**, (OLB) Cincinnati | 98 | 2017 |
| **Bass, Dick**, (RB) Pacific | 22 | 1960-69 |
| **Bassey, Eric**, (CB) Oklahoma | 41 | 2007-09 |
| **Bates, Daren,** (LB) Auburn | 53 | 2013-15 |
| **Battle, Ron**, (TE) North Texas State | 81 | 1981-82 |
| **Baty, Greg**, (TE) Stanford | 84 | 1987 |
| **Baughan, Maxie**, (LB) Georgia Tech | 55 | 1966-70 |
| **Bayer, Alex**, (TE) Bowling Green | 82 | 2014 |
| **Beathard, Pete**, (QB) USC | 12 | 1972 |
| **Becht, Anthony**, (TE) West Virginia | 87 | 2008 |
| **Becker, Kurt**, (G) Michigan | 79 | 1989 |
| **Belin, Chuck**, (G) Wisconsin | 71 | 1993-96 |
| **Bell, Greg**, (RB) Notre Dame | 42 | 1987-89 |
| **Bell, Jacob**, (G) Miami (OH) | 63 | 2008-10 |
| **Bennett, Drew**, (WR) UCLA | 83 | 2007-08 |
| **Benton, Jim**, (E) Arkansas | 26/49 | 1938-40, 42, 44-47 |
| **Berger, Mitch**, (P) Colorado | 17 | 2002 |
| **Berlin, Brock**, (QB) Miami (FL) | 3/13 | 2007-08 |
| **Bernard, David**, (B) Mississippi | 22 | 1942, 44-45 |
| **Berry, Connie Mack**, (E) North Carolina State | 6 | 1940 |
| **Berry, Latin**, (CB) Oregon | 42 | 1990 |
| **Bertelsen, Jim**, (RB) Texas | 45 | 1972-76 |
| **Bethune, George**, (LB) Alabama | 68 | 1989-90 |
| **Bettis, Jerome**, (RB) Notre Dame | 36 | 1993-95 |
| **Bettridge, John**, (B) Ohio State | 6 | 1937 |
| **Biasucci, Dean**, (K) Western Carolina | 4 | 1995 |
| **Bighead, Jack**, (E) Pepperdine | 86 | 1955 |
| **Bishop, Richard**, (NT) Louisville | 65 | 1983 |
| **Blanton, Kendall,** (TE) Missouri | 86 | 2019- |
| **Bleeker, Mel**, (RB) USC | 34 | 1947 |
| **Blevins, Darrius**, (WR) Memphis | 83 | 2000 |
| **Bly, Dre'**, (CB) North Carolina | 32 | 1999-2002 |
| **Blythe, Austin**, (OL) Iowa | 66 | 2017- |
| **Boeke, Jim**, (T) Heidelberg | 78 | 1960-63 |
| **Bolinger, Russ**, (G) Long Beach State | 73 | 1983-85 |
| **Boller, Kyle,** (QB) California | 12 | 2009 |
| **Bono, Steve**, (QB) UCLA | 13 | 1998 |
| **Boone, Robert (Jack)**, Elon | | 1942 |
| **Borland, Kyle**, (LB) Wisconsin | 91 | 1987 |
| **Bortles, Blake**, (QB) Central Florida | 5 | 2019 |
| **Bostic, James**, (RB) Auburn | 33 | 1994 |
| **Bostic, Lewis**, (G) Alabama | 25 | 1939 |
| **Boudreaux, Frank**, (DE) Northwestern | 70 | 1993 |
| **Bouley, Gilbert**, (T) Boston College | 42/66 | 1945-50 |
| **Bouman, Todd**, (QB) St. Cloud State | 8 | 2007 |
| **Boutte, Marc**, (DT) LSU | 96 | 1992-93 |
| **Bowen, Matt**, (S) Iowa | 27 | 2000-01 |
| **Bowers, Bill**, (DB) USC | 30 | 1954 |
| **Boyd, Bob**, (E) Loyola (CA) | 80/82 | 1950-57 |
| **Boykin, Deral**, (S) Louisville | 21 | 1993 |
| **Braatz, Tom**, (E) Marquette | 83 | 1958 |
| **Bracken, Don**, (P) Michigan | 16 | 1992-93 |
| **Bradford, Sam,** (QB) Oklahoma | 8 | 2010-13 |
| **Bradshaw, Charlie**, (T) Baylor | 79 | 1958-60 |
| **Brady, Ed**, (LB) Illinois | 90 | 1984 |
| **Brady, Jeff**, (LB) Kentucky | 95 | 1993 |
| **Brady, Rickey**, (TE) Oklahoma | 48 | 1994 |
| **Brahm, Lawrence**, (G) Temple | 59 | 1942 |
| **Brake, Mike**, (TE) Akron | 46 | 2004 |
| **Brandstater, Tom,** (QB) Fresno State | 12 | 2011 |
| **Brantley, Chris**, (WR) Rutgers | 88 | 1994 |
| **Bratkowski, Zeke**, (QB) Georgia | 12 | 1961-63 |
| **Bravo, Alex**, (DB) Cal Poly-SLO | 21 | 1957-58 |
| **Brazell, Carl**, (QB) Baylor | 18 | 1938 |
| **Breen, Gene**, (LB) Virginia Tech | 53 | 1967-68 |
| **Brewer, Chandler**, (OL) Middle Tennessee State | 67 | 2019- |
| **Brice, Will**, (P) Virginia | 10 | 1997 |
| **Brigance, O.J.**, (LB) Rice | 57 | 2001-02 |
| **Brink, Larry**, (DE) Northern Illinois | 63/83 | 1948-53 |
| **Brito, Gene**, (DE) Loyola (LA) | 80 | 1959-60 |
| **Britt, Charley**, (DB) Georgia | 17 | 1960-63 |
| **Britt, Kenny**, (WR) Rutgers | 81/18 | 2014-16 |
| **Brock, Dieter**, (QB) Jacksonville (AL) State | 5 | 1985 |
| **Brockers, Michael,** (DT/DE) LSU | 90 | 2012- |
| **Brooks, Ethan**, (T) Williams College | 77 | 1997-98 |
| **Brooks, Jamal**, (LB) Hampton | 55 | 2006 |

# Rams All-Time Roster

| | | |
|---|---|---|
| **Brooks, Larry**, (DT) Virginia State | 90 | 1972-82 |
| **Brostek, Bern**, (C) Washington | 61 | 1990-97 |
| **Brown, Bob**, (T) Nebraska | 76 | 1969-70 |
| **Brown, Eddie**, (S) Tennessee | 25 | 1978-78 |
| **Brown, Fakhir**, (CB) Grambling | 34 | 2006-08 |
| **Brown, Fred**, (LB) Miami (FL) | 81 | 1965 |
| **Brown, Jamon,** (G) Louisville | 68 | 2015-18 |
| **Brown, Jason,** (C) North Carolina | 60 | 2009-11 |
| **Brown, Jonathan**, (DE) Tennessee | 93 | 2001 |
| **Brown, Josh**, (K) Nebraska | 3 | 2008-11 |
| **Brown, Malcolm,** (RB) Texas | 39/34 | 2015- |
| **Brown, Milford**, (G) Florida State | 72 | 2007 |
| **Brown, Richard**, (LB) San Diego State | 92 | 1987, 89 |
| **Brown, Roger**, (DT) Maryland State | 78 | 1967-69 |
| **Brown, Ron**, (WR) Arizona State | 89/81 | 1984-89, 91 |
| **Brown, Sammy,** (LB) Houston | 57 | 2012 |
| **Brown, Willie**, (E/RB) USC | 42 | 1964-65 |
| **Broyles, James**, (G) Southwest Missouri State | 60 | 2002 |
| **Bruce, Isaac**, (WR) Memphis State | 80 | 1994-2007 |
| **Brudzinski, Bob**, (LB) Ohio State | 59 | 1977-80 |
| **Brumbaugh, Carl**, (QB) Ohio State | 8 | 1937 |
| **Bruney, Fred**, (DB) Ohio State | 38 | 1958 |
| **Bryant, Christian,** (S) Ohio State | 37 | 2015 |
| **Bryant, Cullen**, (DB/RB) Colorado | 32 | 1973-82, 87 |
| **Bryant, Tony**, (DE) Florida State | 92 | 2006 |
| **Buchanan, Richard**, (WR) Northwestern | 89 | 1993-94 |
| **Bucklew, Philip**, (E) Xavier (OH) | 22 | 1937-38 |
| **Budka, Frank**, (DB) Notre Dame | 45 | 1964 |
| **Bukich, Rudy**, (QB) USC | 10 | 1953-56 |
| **Bulger, Marc**, (QB) West Virginia | 10 | 2001-09 |
| **Bullard, Courtland**, (LB) Ohio State | 51 | 2002-03 |
| **Burke, Mike**, (P) Miami (FL) | 11 | 1974 |
| **Burley, Nick**, (TE/RB) Fresno State | 47 | 2004 |
| **Burman, George**, (C/G) Northwestern | 51 | 1967-70 |
| **Burmeister, Forrest**, (T/G) Purdue | 24 | 1937-38 |
| **Burrough, John**, (DE) Wyoming | 95 | 2002 |
| **Burroughs, Don**, (DB) Colorado A&M | 25 | 1955-59 |
| **Burton, Antwon**, (DT) Temple | 99 | 2008 |
| **Burton, Keenan**, (WR) Kentucky | 14 | 2008-09 |
| **Bush, Blair**, (C) Washington | 51 | 1992-94 |
| **Bush, Devin**, (S) Florida State | 23 | 1999-2000 |
| **Busich, Sam**, (E) Ohio State | 19 | 1937 |
| **Busick, Steve**, (LB) USC | 52 | 1986 |
| **Butcher, Paul**, (LB) Wayne State | 59 | 1989-92 |
| **Butler, James,** (S) Georgia Tech | 37 | 2009-11 |
| **Butler, Jerametrius**, (CB) Kansas State | 23 | 2001-06 |
| **Butler, Quincy**, (CB) TCU | 36 | 2008-10 |
| **Buzin, Rich**, (T) Penn State | 77 | 1971 |
| **Byrd, Dominique**, (TE) USC | 86 | 2006-07 |
| **Byrd, Mac**, (LB) USC | 23 | 1965 |

## C

| | | |
|---|---|---|
| **Cahill, Dave**, (DT) Northern Arizona | 70 | 1967 |
| **Cain, Lynn**, (RB) USC | 31 | 1985 |
| **Calahan, Jeremy**, (DT) Rice | 90 | 2005 |
| **Camarillo, Rich**, (P) Washington | 3 | 1988 |
| **Campion, Pete**, (T) North Dakota State | 73 | 2002 |
| **Canidate, Trung**, (RB) Arizona | 24 | 2000-02 |
| **Cappelletti, John**, (RB) Penn State | 22 | 1974-78 |
| **Carey, Bob**, (E) Michigan State | 89/88 | 1952, 54, 56 |
| **Carney, John**, (K) Notre Dame | 18 | 1990 |
| **Carollo, Joe**, (T) Notre Dame | 63/70 | 1962-68, 71 |
| **Carpenter, Dwaine**, (S) North Carolina A&T | 27 | 2005-06 |
| **Carpenter, Rob**, (RB) Miami (OH) | 38 | 1986 |
| **Carpenter, Ron**, (S) Miami (OH) | 24 | 1998-99 |
| **Carraway, Josh** (LB) | 42 | 2019 |
| **Carrell, Duane**, (P) Florida State | 17 | 1975 |
| **Carrier, Derek**, (TE) Beloit (Wis.) | 86 | 2017 |
| **Carriker, Adam**, (DL) Nebraska | 90 | 2007-09 |
| **Carrington, Alex**, (DT) Arkansas State | 92 | 2014 |
| **Carson, Howard**, (LB) Howard Payne | 54 | 1981-83 |
| **Carter, Jerome**, (S) Florida State | 42 | 2005-07 |
| **Carter, Kevin**, (DE) Florida | 93 | 1995-2000 |
| **Carter, Pat**, (TE) Florida State | 88 | 1989-93, 95 |
| **Carter, Tim,** (WR) Auburn | 15 | 2009 |
| **Casey, Bernie**, (WR) Bowling Green | 25 | 1967-68 |
| **Cash, Rick**, (DE) Northeast Missouri | 89 | 1969-70 |
| **Casner, Ken**, (T) Baylor | 79 | 1952 |
| **Cason, Aveion**, (WR/RB) Illinois State | 82/27/26 | 2001, 04-05 |
| **Cason, Jim**, (DB) LSU | 41 | 1955-56 |
| **Castete, Jesse**, (DB) McNeese State | 23 | 1956-57 |
| **Celotto, Mario**, (LB) USC | 41 | 1981 |
| **Chadwick, Jeff**, (WR) Grand Valley State | 89 | 1992 |
| **Chamberlain, Chris**, (LB) Tulsa | 57 | 2008-11 |
| **Champagne, Ed**, (T) LSU | 86 | 1947-50 |
| **Chandler, Chris**, (QB) Washington | 17/12 | 1994, 2004 |
| **Chandler, Jeff**, (K) Florida | 4 | 2004 |
| **Chapple, Dave**, (P) California-Santa Barbara | 10 | 1972-74 |
| **Charles, Mike**, (DT) Syracuse | 79 | 1991 |
| **Chavous, Corey**, (S) Vanderbilt | 25 | 2006-08 |
| **Cherundolo, Charles**, (C) Penn State | 21/17 | 1937-39 |
| **Chesbro, Marcel (Red)**, (G) Colgate | 35 | 1938 |
| **Childs, Henry**, (TE) Kansas State | 83 | 1981 |
| **Chillar, Brandon**, (LB) UCLA | 54 | 2004-07 |
| **Christian, Marqui**, (DB) Midwestern State | 41 | 2016-19 |
| **Chuy, Don**, (G) Clemson | 62 | 1963-68 |
| **Claiborne, Chris**, (LB) USC | 55 | 2005 |
| **Clark, Al**, (CB) Eastern Michigan | 44 | 1972-75 |
| **Clark, Dan**, (LB) San Jose State | 94 | 1987 |
| **Clark, Greg**, (LB) Arizona State | 92 | 1990 |
| **Clark, Ken**, (P) St. Mary's (CA) | 13 | 1979 |
| **Clarke, Leon**, (E) USC | 84 | 1956-59 |
| **Clay, Boyd**, (T) Tennessee | 21/43 | 1940-42, 44 |
| **Clay, Hayward**, (TE) Texas A&M | 81 | 1996 |
| **Clayton, Mark,** (WR) Oklahoma | 89 | 2010-11 |
| **Cleeland, Cameron**, (TE) Washington | 87 | 2003-04, 05 |
| **Clemens, Kellen,** (QB) Oregon | 10 | 2011-13 |
| **Clemons, Charlie**, (LB) Georgia | 56 | 1997-99 |
| **Coady, Rich**, (S) Texas A&M | 38/25 | 1999-2001, 03-04 |
| **Coakley, Dexter**, (LB) Appalachian State | 52 | 2005-06 |
| **Cobb, Bob**, (DE) Arizona | 97 | 1987 |
| **Cohen, Dustin**, (LB) Miami (OH) | 58/56 | 2000-01 |
| **Cole, Justin,** (LB) San Jose State | (52) | 2011-12 |
| **Colella, Thomas**, (RB) Canisius | 34 | 1944-45 |
| **Collier, Bob**, (T) SMU | 27 | 1951 |
| **Collins, Brett**, (LB) Washington | 54 | 1993 |
| **Collins, Jerome**, (TE) Notre Dame | 48 | 2005 |
| **Collins, Jim**, (LB) Syracuse | 50 | 1982-88 |
| **Collins, Kirk**, (CB) Baylor | 42 | 1982-83 |
| **Collins, Todd**, (LB) Carson-Newman | 54 | 1999-2000 |
| **Condren, Brannon**, (S) Troy | 42 | 2008 |
| **Conkright, William (Red)**, (G) Colgate | 37 | 1939-42, 44 |
| **Conlan, Shane**, (LB) Penn State | 56 | 1993-95 |
| **Conlee, Gerald**, (C/G) St. Mary's (CA) | 17 | 1938 |
| **Conrath, Matthew,** (DT) Virginia | 71 | 2012-13 |
| **Conwell, Ernie**, (TE) Washington | 45/84 | 1996-2002 |
| **Cook, Jared,** (TE) South Carolina | 89 | 2013-15 |
| **Cook, Marv**, (TE) Iowa | 47 | 1995 |
| **Cooks, Brandin**, (WR) Oregon State | 12 | 2018-19 |
| **Cooper, Pharoh**, (WR) South Carolina | 10 | 2016-18 |
| **Cooper, William (Bud)**, (RB) Penn State | 2 | 1937 |
| **Corbett, Austin**, (OL) Nevada | 63 | 2019- |
| **Corbo, Thomas**, (G) Duquesne | 19 | 1944 |
| **Cordileone, Lou**, (LB) Clemson | 51 | 1962 |
| **Cordill, Oliver**, (RB) Rice | 1 | 1940 |
| **Corn, Joe**, (RB), no college | 25 | 1948 |
| **Corral, Frank**, (K/P) UCLA | 3 | 1978-81 |
| **Cota, Chad**, (S) Oregon | 37 | 2002 |
| **Cothren, Paige**, (K) Mississippi | 36 | 1957-58 |
| **Countess, Blake**, (DB) Auburn | 24 | 2016-18 |
| **Covington, Scott**, (QB) Miami (FL) | 4 | 2002-03 |
| **Cowan, Charlie**, (T) New Mexico Highlands | 73 | 1961-75 |
| **Cowhig, Jerry**, (RB) Notre Dame | 9 | 1947-49 |
| **Cowlings, Al**, (DE) USC | 70 | 1975, 77 |
| **Cox, Aaron**, (WR) Arizona State | 84 | 1988-92 |
| **Cox, Tom**, (C) USC | 72 | 1987 |
| **Coyle, Ross**, (DB) Oklahoma | 43 | 1961 |
| **Crabb, Claude**, (DB) Colorado | 49 | 1966-68 |
| **Craft, Jason**, (CB) Colorado State | 31 | 2008 |
| **Crawford, Keith**, (DB/WR) Howard Payne | 20 | 1996-97 |
| **Crews, Terry**, (LB) Western Michigan | 94 | 1991 |
| **Cromwell, Nolan**, (S) Kansas | 21 | 1977-87 |
| **Crooms, Chris**, (S) Texas A&M | 25 | 1992 |
| **Crosby, Clifton**, (CB) Maryland | 26 | 1999 |
| **Cross, Bobby**, (T) Kilgore (TX) J.C. | 73/57 | 1954-55 |
| **Cross, Irv**, (DB) Northwestern | 27 | 1966-68 |
| **Crouch, Eric**, (WR) Nebraska | 89 | 2002 |
| **Croudip, David**, (CB) San Diego State | 28 | 1984 |
| **Crow, Lindon**, (DB) USC | 41 | 1961-64 |
| **Crowder, Earl**, (QB) Oklahoma | 40 | 1940 |
| **Crutchfield, Dwayne**, (RB) Iowa State | 45 | 1984 |
| **Cudjo, Jermelle,** (DT) Central Oklahoma | 93 | 2010-13 |
| **Culberson, Quinton**, (LB) Mississippi State | 53 | 2007-09 |
| **Cunningham, Benny,** (RB) Middle Tennessee | 36/23 | 2013-16 |
| **Curley, Dan**, (TE/FB) Eastern Washington | 44 | 2003 |
| **Curran, Pat**, (TE/RB) Lakeland | 88 | 1969-74 |
| **Currie, Dan**, (LB) Michigan State | 58 | 1965-66 |
| **Currivan, Don**, (DE) Boston College | 40 | 1948-49 |
| **Curry, Bill**, (C) Georgia Tech | 55 | 1974 |

# Rams All-Time Roster

| | | |
|---|---|---|
| **Curry, Domonique,** (WR) California | 15 | 2010-11 |
| **Curtis, Kevin**, (WR) Utah State | 83 | 2003-06 |

## D

| | | |
|---|---|---|
| **Dahl, Craig,** (S) North Dakota State | 43 | 2009-12 |
| **Dahl, Harvey,** (G) Nevada-Reno | 62 | 2011-13 |
| **Dahms, Tom**, (T) San Diego State | 71/21 | 1951-54 |
| **Dale, Carroll**, (E) Virginia Tech | 81 | 1960-64 |
| **Daniel, Willie**, (DB) Mississippi State | 46 | 1967-69 |
| **Daniels, Matthew,** (S) Duke | 37 | 2012-13 |
| **Darby, Kenneth**, (RB) Alabama | 33 | 2008-10 |
| **Daugherty, Dick**, (LB) Oregon | 54/67/50 | 1951-58 |
| **David, Bob**, (G) Villanova | 77 | 1947-48 |
| **Davis, Anthony**, (RB) USC | 23 | 1978 |
| **Davis, Anthony**, (T) Virginia Tech | 69 | 2008 |
| **Davis, Austin,** (QB) Southern Mississippi | 9 | 2012-14 |
| **Davis, Cody,** (S) Texas Tech | 38 | 2013-17 |
| **Davis, Corbett**, (RB) Indiana | 32/3 | 1938-39, 41-42 |
| **Davis, Dexter**, (CB) Clemson | 29 | 1993-95 |
| **Davis, Don**, (LB) Kansas | 58 | 2001-02 |
| **Davis, Glenn**, (RB) Army | 41 | 1950-51 |
| **Davis, James (Bob)**, (RB) Kentucky | 10 | 1938 |
| **Davis, Justin**, (RB) USC | 33 | 2017- |
| **Davis, Paschall**, (LB) Texas A&I | 55 | 1995-96 |
| **Davis, Roger**, (G) Syracuse | 67 | 1964 |
| **Davis, Stephen**, (RB) Auburn | 48 | 2006 |
| **Dean, Hal**, (G) Ohio State | 84 | 1947-49 |
| **Deayon, Dont'e**, (DB) Boise State | 21 | 2019- |
| **DeFruiter, Bob**, (NT) Nebraska | 50 | 1948 |
| **DeJurnett, Charles**, (DT) San Jose State | 70 | 1982-86 |
| **Delaney, Jeff**, (S) Pittsburgh | 41 | 1980 |
| **DeLauer, Bob**, (C) USC | 65/55 | 1945-46 |
| **Delpino, Robert**, (FB) Missouri | 39 | 1988-92 |
| **DeMarco, Bob**, (C) Dayton | 55 | 1975 |
| **Demby, Jamil**, (OL) Maine | 64 | 2018- |
| **Dempsey, Tom**, (K) Palomar J.C. | 10 | 1975-76 |
| **Dennard, Preston**, (WR) New Mexico | 88 | 1978-83 |
| **Dennis, Mike**, (RB) Mississippi | 43 | 1968-69 |
| **DiBernardo, Rick**, (LB) Notre Dame | 53 | 1987 |
| **Dickerson, Eric**, (RB) SMU | 29 | 1983-87 |
| **Dickson, Paul**, (T) Baylor | 71 | 1959 |
| **Diggs, Na'il,** (LB) Ohio State | 53 | 2010 |
| **Dils, Steve**, (QB) Stanford | 8 | 1984-87, 89 |
| **Dingle, Nate**, (LB) Cincinnati | 53 | 1997 |
| **Dishman, Chris**, (G) Nebraska | 66 | 2004 |
| **Dockery, Kevin,** (CB) Mississippi State | 35 | 2010 |
| **Doll, Don**, (DB) USC | 48 | 1954 |
| **Donald, Aaron**, (DT) Pittsburgh | 99 | 2014- |
| **Donnal, Andrew** (T) Iowa | 64 | 2015-17 |
| **Dorn, Torin**, (CB) North Carolina | 46 | 1995-96 |
| **Dortch, Greg** (WR) Wake Forest | 87 | 2019 |
| **Doss, Reggie**, (DE) Hampton | 71 | 1978-87 |
| **Dougherty, Bob**, (LB) Kentucky | 57 | 1957 |
| **Douglas, Dominic,** (LB) Mississippi State | 54 | 2009 |
| **Douzable, Leger,** (DT) Central Florida | 69 | 2009 |
| **Dowd, Gerald**, (C) St. Mary's (CA) | 9 | 1939 |
| **Draft, Chris**, (LB) Stanford | 52 | 2007-08 |
| **Drake, Bill**, (DB) Oregon | 37 | 1973-74 |
| **Drake, John (Zero)**, (RB) Purdue | 2/14 | 1937-41 |
| **Drayton, Troy**, (TE) Penn State | 84 | 1993-96 |
| **Dryer, Fred**, (DE) San Diego State | 89 | 1972-81 |
| **Duckworth, Bobby**, (WR) Arkansas | 82 | 1985-86 |
| **Dukes, Chad**, (RB) Pittsburgh | 34 | 2000 |
| **Dukes, Clifford**, (DE) Michigan State | 96 | 2005 |
| **Dumas, Troy**, (LB) Nebraska | 54 | 1997 |
| **Dunbar, Jo-Lonn,** (LB) Boston College | 58 | 2012-14 |
| **Dunbar, Lance**, (RB) North Texas | 25 | 2017 |
| **Duncan, Jamie**, (LB) Vanderbilt | 59 | 2002-03 |
| **Dunstan, Bill**, (DT) Utah State | 66 | 1979 |
| **Dunstan, Elwyn (Moose)**, (T) Portland | 20 | 1939-41 |
| **Dupree, Marcus**, (RB) Southern Missisippi | 22 | 1990-91 |
| **Durham, Landis** (LB) Texas A&M | 96 | 2019 |
| **Dwyer, Jack**, (DB) Loyola (CA) | 29 | 1952-54 |
| **Dye, Ernest**, (G) South Carolina | 65 | 1997 |
| **Dyer, Henry**, (RB) Grambling | 35 | 1966-68 |

## E

| | | |
|---|---|---|
| **Easley, Dominique**, (DT) Florida | 91 | 2016-18 |
| **Eason, Roger**, (G/T) Oklahoma | 43 | 1945-48 |
| **Eatman, Irv**, (T) UCLA | 75 | 1993 |
| **Ebukam, Samson**, (OLB) Eastern Washington | 50 | 2017- |
| **Eby, Andy**, (C) Kansas State | 50 | 2002-03 |
| **Edebali, Kasim**, (OLB) Boston College | 59 | 2017 |
| **Edwards, Antuan**, (S) Clemson | 42 | 2004 |
| **Edwards, David**, (T) Wisconsin | 73 | 2019- |
| **Edwards, Dennis**, (DE) USC | 95 | 1987 |
| **Edwards, Herman**, (CB) San Diego State | 46 | 1986 |
| **Edwards, Ronald**, (G) North Carolina A&T | 67 | 1994 |
| **Edwards, Troy**, (WR) Louisiana Tech | 88 | 2002 |
| **Ekern, Carl**, (LB) San Jose State | 55 | 1976-88 |
| **Ellard, Henry**, (WR) Fresno State | 80 | 1983-93 |
| **Ellena, Jack**, (NG) UCLA | 60 | 1955-56 |
| **Ellersick, Don**, (DB) Washington State | 44 | 1960 |
| **Ellis, Ken**, (CB) Southern (LA) | 28 | 1979 |
| **Ellison, Willie**, (RB) Texas Southern | 33 | 1967-72 |
| **Elmendorf, Dave**, (DB) Texas A&M | 42 | 1971-79 |
| **Elston, Arthur**, (LB) South Carolina | 55 | 1942 |
| **Embree, Jon**, (TE) Colorado | 87 | 1987-88 |
| **Emerick, Robert**, (G/T) Miami (OH) | 23 | 1937 |
| **English, Keith**, (P) Colorado | 8 | 1990 |
| **Evans, Bobby,** (T) Oklahoma | 71 | 2019- |
| **Evans, Donald**, (FB) Winston-Salem State | 34 | 1987 |
| **Everett, Gerald**, (TE) South Alabama | 81 | 2017- |
| **Everett, Jim**, (QB) Purdue | 11 | 1986-93 |
| **Everitt, Steve**, (C) Michigan | 60 | 2000 |
| **Evey, Dick**, (DT) Tennessee | 82 | 1970 |
| **Ezerins, Vilnis**, (RB) Whitewater State | 37 | 1968 |

## F

| | | |
|---|---|---|
| **Fair, Terry**, (CB) Tennessee | 30 | 2005 |
| **Fairley, Nick,** (DT) Auburn | 98 | 2015 |
| **Faison, Derrick**, (WR) Howard | 89 | 1990 |
| **Fanning, Mike**, (DT) Notre Dame | 79 | 1975-82 |
| **Fanning, Stan**, (DE) Idaho | 79 | 1963 |
| **Farmer, George**, (WR) Southern (LA) | 84 | 1982-84 |
| **Farmer, Kirk**, (QB) Missouri | 12 | 2003 |
| **Farmer, Tom**, (RB) Iowa | 46 | 1946 |
| **Farr Jr., Mel**, (RB) UCLA | 34 | 1989 |
| **Farr, D'Marco**, (DT) Washington | 75 | 1994-2000 |
| **Faryniarz, Brett**, (LB) San Diego State | 51 | 1988-91 |
| **Faulk, Marshall**, (RB) San Diego State | 28 | 1999-2006 |
| **Faulk, Trev**, (LB) LSU | 57 | 2003-05 |
| **Faulkner, Chris**, (TE) Florida | 88 | 1984 |
| **Fawcett, Jake**, (T) SMU | 57/42 | 1942, 44, 46 |
| **Fears, Tom**, (E) UCLA | 55/80 | 1948-56 |
| **Feeley, A.J.,** (QB) Oregon | 4 | 2010-11 |
| **Fells, Daniel**, (TE) California-Davis | 46 | 2008-10 |
| **Ferragamo, Vince**, (QB) Nebraska | 15 | 1977-80, 82-84 |
| **Ferris, Neil**, (DB) Loyola (CA) | 80 | 1953 |
| **Fichtel, Brad**, (G) Eastern Illinois | 68 | 1994 |
| **Ficken, Sam,** (K) Penn State | 5 | 2017-18 |
| **Fields, Mark**, (LB) Washington State | 55 | 2001 |
| **Figaro, Cedric**, (LB) Notre Dame | 53 | 1995-96 |
| **Finch, Karl**, (E) Cal Poly-Pomona | 88 | 1962 |
| **Finlay, Jack**, (G) UCLA | 68 | 1947-51 |
| **Finnegan, Cortland,** (CB) Samford | 31 | 2012-13 |
| **Fisher, Bryce**, (DE) Air Force Academy | 94 | 2002-04 |
| **Fisher, Tony**, (RB) Notre Dame | 30 | 2006 |
| **Fisher, Travis**, (CB) Central Florida | 22 | 2002-06 |
| **Fisk, Jason**, (DT) Stanford | 96 | 2006 |
| **Fitzpatrick, Ryan**, (QB) Harvard | 12/11 | 2005-06 |
| **Flannery, John**, (C) Syracuse | 63 | 1998-99 |
| **Fletcher, Bradley,** (CB) Iowa | 32 | 2009-12 |
| **Fletcher, London**, (LB) John Carroll | 59 | 1998-2001 |
| **Floyd, Leonard** (LB) Georgia | 54 | 2020- |
| **Foles, Nick,** (QB) Arizona | 5 | 2015 |
| **Folkerts, Brian,** (OL) Washburn | 67 | 2015 |
| **Forrest, Josh**, (LB) Kentucky | 59 | 2016 |
| **Foster, Brooks,** (WR) North Carolina | 83 | 2009 |
| **Foster, Renardo,** (T) Louisville | 70 | 2010 |
| **Fowler Jr., Dante**, (OLB) | 56 | 2018-19 |
| **Flowers, Erik**, (DE) Arizona State | 96 | 2003-04 |
| **Floyd, Malcolm**, (WR) Fresno State | 82 | 1997 |
| **Fournet, Sid**, (DT) LSU | 68 | 1955-56 |
| **Fox, Morgan**, (DE) Colorado State-Pueblo | 70 | 2016-17 |
| **Fox, Tim**, (S) Ohio State | 48 | 1985-86 |
| **Fraley, Hank,** (C) Robert Morris | 65 | 2010 |
| **France, Doug**, (T) Ohio State | 77 | 1975-81 |
| **Francis, Jon**, (RB) Boise State | 35 | 1987 |
| **Franckhauser, Tom**, (DB) Purdue | 81 | 1959 |
| **Franklin-Myers, John**, (DL) Stephen F. Austin | 94 | 2018- |
| **Frerotte, Gus**, (QB) Tulsa | 12 | 2006-07 |
| **Friend, Benjamin**, (T) LSU | 35 | 1939 |
| **Fry, Bob**, (T) Kentucky | 75 | 1953-59 |
| **Fry, Dustin**, (C) Clemson | 62 | 2007 |
| **Fuller, Frank**, (DT) Kentucky | 71 | 1953-58 |

# Rams All-Time Roster

**Fuller, Steve**, (QB) Clemson 4 1983
**Fulton, Ed**, (G) Maryland 68 1978
**Furrer, Will**, (QB) Virginia Tech 9 1997
**Furrey, Mike**, (WR/S) Northern Iowa 82/25 2003-05

## G

**Gabriel, Roman**, (QB) North Carolina State 18 1962-72
**Gado, Samkon**, (RB) Liberty 38 2008-09
**Gaines, E.J.**, (CB) Missouri 33 2014-16
**Gaines, Greg,** (DT) Washington 91 2019-
**Gallovich, Anthony**, (B) Wake Forest 1 1941
**Ganaway, Terrance,** (RB) Baylor 42 2012
**Gandy, Wayne**, (T) Auburn 70 1994-98
**Garcia, Frank**, (C) Washington 65 2001-02
**Garrett, Kevin**, (CB) SMU 21 2003-04
**Gary, Cleveland**, (RB) Miami (FL) 43 1989-93
**Gary, Willie**, (S) Kentucky 30 2001
**Gaskins, Percell**, (LB) Kansas State 54 1996
**Geddes, Ken**, (LB) Nebraska 36 1971-75
**Gehrke, Clarence (Fred)**, (RB) Utah 18 1940, 45-49
**George, Bill**, (LB) Wake Forest 61 1966
**Gerak, John**, (G) Penn State 66 1997
**Geredine, Tom**, (WR) Northeast Missouri State 87 1976
**Germaine, Joe**, (QB) Ohio State 9 1999-2000
**Gervase, Jake,** (S) Iowa 39 2019
**Giannoni, John**, (E) St. Mary's (CA) 19 1938
**Gibson, Brandon,** (WR) Washington State 11 2009-12
**Gibson, Gary,** (DT) Rutgers 71 2009-11
**Gibson, Tom**, (DE) Northern Arizona 75 1991
**Gibson, William** (Joe), (E) Tulsa 63 1942, 44
**Gift, Wayne**, (QB) Purdue 3 1937
**Gilbert, Lewis**, (TE) Florida 89 1981
**Gilbert, Sean**, (DT) Pittsburgh 90 1992-95
**Gill, Owen**, (RB) Iowa 30 1987
**Gillette, James**, (RB) Virginia 9/24 1940, 44-45
**Gilyard, Mardy,** (WR) Cincinnati 81 2010
**Giordano, Matt,** (S) Cal 27 2013
**Givens, Chris,** (WR) Wake Forest 13 2012-15
**Glover, La'Roi**, (DT) San Diego State 97 2006-08
**Goddard, Edwin**, (RB) Washington State 7/28 1937-38
**Godfrey, Herbert**, (E) Washington State 46 1942
**Goeas, Leo**, (G) Hawaii 79 1993-96
**Goebel, Hank**, (T) Cal State-Fullerton 63 1987
**Goff, Jared**, (QB) California 16 2016-
**Goldberg, Adam**, (G/T) Wyoming 72/73 2006-11
**Goodnight, Owen**, (RB) Hardin-Simmons 16 1941
**Goodspeed, Joey**, (RB) Notre Dame 44 2003-04
**Goolsby, James**, (C) Mississippi State 24 1940
**Goolsby, Mike**, (LB) Notre Dame 51 2005
**Gordon, Dick**, (WR) Michigan State 5 1972-73
**Gordon, Lamar**, (RB) North Dakota State 34 2002-03
**Gordy, Josh,** (CB) Central Michigan 38 2011
**Gorin, Brandon**, (T) Purdue 77 2007-08
**Gorrer, Danny,** (CB) Texas A&M 25 2009
**Gossett, Bruce**, (K) Richmond 30 1964-64
**Grant, Larry**, (LB) Ohio State 59 2008-10
**Grant, Otis**, (WR) Michigan State 82 1983-84
**Grasmanis, Paul**, (DT) Notre Dame 95 1999
**Gratz, Dwayne**, (DB) Connecticut 21 2016
**Gravelle, Gordon**, (T) BYU 73 1979
**Gray, Jerry**, (CB) Texas 25 1985-91
**Greco, John**, (G) Toledo 79 2008-10
**Green, Aaron**, (RB) TCU 36 2016
**Green, Brandon**, (DE) Rice 93 2005-06
**Green, Gary**, (CB) Baylor 27 1984-85
**Green, Gaston**, (RB) UCLA 44 1988-90
**Green, Harold**, (RB) South Carolina 30 1996
**Green, Trent**, (QB) Indiana 10/12 2000, 2008
**Greene, Kevin**, (LB) Auburn 91 1985-92
**Greenwood, Donald**, (RB) Illinois 66 1945
**Gregory, Jack**, (G) Tennessee-Chattanooga 23 1941
**Gremminger, Hank**, (DB) Baylor 46 1966
**Grier, Roosevelt**, (DT) Penn State 76 1963-66
**Griffin, Bob**, (C) Arkansas 58 1953-57
**Griffin, Courtney**, (CB) Fresno State 42 1992-93
**Griffin, John**, (DB) Memphis State 45 1963
**Griffith, Howard**, (RB) Illinois 30 1993-94
**Grigsby, Nicholas**, (LB) Pittsburgh 55 2016
**Groce, DeJuan**, (CB) Nebraska 24 2003-05
**Gruttadauria, Mike**, (C) Central Florida 60 1996-99
**Gudauskas, Peter**, (G) Murray State 3 1940
**Guillory, Anthony**, (LB) Lamar Tech 88 1965, 67-68
**Guman, Mike**, (RB) Penn State 44 1980-88
**Gurley II, Todd,** (RB) Georgia 30 2015-19
**Gutknecht, Albert**, (G) Niagara 25 1944
**Guzik, John**, (LB) Pittsburgh 60 1959-60

## H

**Haayer, Adam**, (T) Minnesota 64 2006
**Haden, Pat**, (QB) USC 11 1976-81
**Hadl, John**, (QB) Kansas 21 1973-74
**Hagans, Marques**, (WR) Virginia 15 2007
**Hager, Britt**, (LB) Texas 57 1997
**Hager, Bryce,** (LB) Baylor 54 2015-
**Haggan, Mario,** (LB) Mississippi State 51 2012
**Hager, Bryce**, (LB) Baylor 54 2016-19
**Hakim, Az-Zahir**, (WR) San Diego State 81 1998-2001
**Hall, Alvin**, (DB) no college 46 1961-63
**Hall, Dante**, (WR) Texas A&M 82 2007-08
**Hall, Darryl**, (CB) San Diego State 27 1987
**Hall, James**, (DE) Michigan 96 2007-11
**Hall, Jeff**, (K) Tennessee 5 2000
**Hall, Parker**, (RB) Mississippi 32 1939-42
**Halleck, Paul**, (E) Ohio 16 1937
**Halliday, Jack**, (DT) SMU 36 1951
**Halverson, Dean**, (LB) Washington 56 1968, 72
**Haman, John**, (C) Northwestern 15 1940-41
**Hamilton, Raymond**, (E) Arkansas 27/44 1938, 44-47
**Hanneman, Charles**, (E) Eastern Michigan 31 1941
**Harding, Roger**, (C) California 15 1945-45
**Hardy, Jim**, (QB) USC 21 1946-48
**Hargain, Tony**, (WR) Oregon 47 1993
**Hargrove, Anthony**, (DE) Georgia Tech 95 2004-06
**Harkey, Cory,** (TE) UCLA 46 2012-16
**Harmon, Tom**, (RB) Michigan 98 1946-47
**Harrah, Dennis**, (G) Miami (FL) 60 1975-87
**Harris, Al,** (CB) Texas A&M (Kingsville) 31 2011
**Harris, Arlen**, (RB) Virginia 33 2003-05
**Harris, Derrick**, (RB) Miami (FL) 34/33 1996-99
**Harris, Eric**, (DB) Memphis State 26 1983-85
**Harris, James**, (DE) Temple 99 1996
**Harris, James**, (QB) Grambling 12 1973-76
**Harris, Jim**, (DB) Oklahoma 44 1958
**Harris, Joe**, (LB) Georgia Tech 51 1979-81
**Harris, Kay-Jay**, (RB) West Virginia 33 2006
**Harris, Marv**, (LB) Stanford 60 1964
**Harrison, Dennis**, (DE) Vanderbilt 68 1985
**Harry, Emile**, (WR) Stanford 22 1992
**Hart, Clinton,** (S) Central Florida CC 42 2009
**Hatcher, Dale**, (P) Clemson 3 1985-89, 91
**Hatfield, Dominique**, (CB) Utah 36 2017-2018
**Hauser, Art**, (DT) Xavier (OH) 65 1954-57
**Havenstein, Rob,** (T) Wisconsin 79 2015-
**Hawkins, Bill**, (DT) Miami (FL) 70 1989-92
**Hawthorne, Michael**, (S) Purdue 27 2005
**Hayes, Eric**, (DT) Florida State 93 1992
**Hayes, Larry**, (C) Vanderbilt 31 1962-63
**Hayes, William,** (DE) Winston-Salem State 95 2012-16
**Haymond, Alvin**, (DB) Southern (LA) 23 1969-71
**Haynes, Hall**, (DB) Santa Clara 22 1954-56
**Heard, Kellen,** (DT) Memphis 96 2012
**Heckard, Steve**, (E) Davidson 20 1965-66
**Hecker, Bob**, (DB) Baldwin-Wallace 48 1952
**Hecker, Norb**, (DB) Baldwin-Wallace 88 1951-53
**Hector, Willie**, (T) Pacific 62 1961
**Hedgecock, Madison**, (FB) North Carolina 44 2005-07
**Heineman, Ken**, (B) Texas Mines 7 1940
**Hekker, Johnny,** (P) Oregon State 6 2012-
**Helton, Barry**, (P) Colorado 9 1991
**Hemingway, Temarrick**, (TE) South Carolina State 84 2016-18
**Henderson Jr., Darrell,** (RB) Memphis 27 2019-
**Henderson, Wymon**, (CB) UNLV 24 1993-94
**Henley, Darryl**, (CB) UCLA 20 1989-94
**Henley, June**, (RB) Kansas 26 1998
**Henry, Bernard**, (WR) Arizona State 82 1987
**Henry, Mike**, (LB) USC 53 1962-64
**Henry, Urban**, (DT) Georgia Tech 67 1961
**Herring, Kim**, (S) Penn State 20 2001-03
**Herring, Will**, (LB) Auburn 54 2014
**Herrmann, Mark**, (QB), Purdue 9 1988-89
**Hershey, Kirk**, (E) Cornell 22 1941
**Hesse, Jon**, (LB) Nebraska 53 1998
**Hester, Jessie**, (WR) Florida State 86 1994-95
**Hetherington, Chris**, (RB) Yale 44 2002
**Heyward, Craig (Ironhead)**, (RB) Pittsburgh 34 1997
**Hickey, Howard (Red)**, (E) Arkansas 53 1941, 45-48
**Hicks, Clifford**, (CB) Oregon 28/23 1987-90

# Rams All-Time Roster

| | | |
|---|---|---|
| **Hicks, Victor**, (TE) Oklahoma | 81 | 1980 |
| **Higbee, Tyler**, (TE) Western Kentucky | 89 | 2016- |
| **Hightower, John (Ben)**, (E) Sam Houston | 53 | 1942 |
| **Hill, David**, (TE) Texas A&I | 81 | 1983-87 |
| **Hill, Drew**, (WR) Georgia Tech | 87 | 1979-84 |
| **Hill, Eddie**, (RB) Memphis State | 24 | 1979-80 |
| **Hill, Eric**, (LB) LSU | 54 | 1998 |
| **Hill, Greg**, (RB) Texas A&M | 27 | 1998 |
| **Hill, Kent**, (G) Georgia Tech | 72 | 1979-86 |
| **Hill, Shaun**, (QB) Maryland | 14 | 2014 |
| **Hill, Troy**, (CB) Oregon | 32/20/22 | 2016- |
| **Hill, Tye**, (CB) Clemson | 26 | 2006-08 |
| **Hill, Winston**, (T) Texas Southern | 73 | 1977 |
| **Hirsch, Elroy (Crazylegs)**, (E/RB) Wisconsin | 40 | 1949-57 |
| **Hitt, Joel**, (E) Mississippi College | 7 | 1939 |
| **Hobgood-Chittick, Nate**, (DT) North Carolina | 95 | 1999-2000 |
| **Hock, John**, (G) Santa Clara | 63 | 1953-57 |
| **Hocker, Zach, (K)** Arkansas | 2 | 2015 |
| **Hodges, Reggie**, (P) Ball State | 4 | 2005 |
| **Hodgins, James**, (FB) San Jose State | 42 | 1999-2002 |
| **Hoerner, Dick**, (RB) Iowa | 31 | 1947-51 |
| **Hoffman, Bob**, (RB) USC | 16 | 1946-48 |
| **Holcombe, Robert**, (RB) Illinois | 25 | 1998-2001 |
| **Holladay, Bob**, (RB) Tulsa | 46 | 1956 |
| **Holliday, Marcus**, (RB) Memphis | 31 | 1996 |
| **Holland, Jeff** (LB) Auburn | 46 | 2019 |
| **Holohan, Pete**, (TE) Notre Dame | 81 | 1988-90 |
| **Holovak, Mike**, (RB) Boston College | 45 | 1946 |
| **Holt, Torry**, (WR) North Carolina State | 88/81 | 1999-2008 |
| **Holtzman, Glenn**, (T) North Texas State | 79 | 1955-58 |
| **Homco, Thomas**, (LB) Northwestern | 57 | 1993-96 |
| **Hood, Rod,** (CB) Auburn | 26 | 2011 |
| **Hoomanawanui, Michael,** (TE) Illinois | 86 | 2010-11 |
| **Hope, Neil**, (LB) USC | 96 | 1987 |
| **Horan, Mike**, (P) Long Beach State | 2 | 1997, 99 |
| **Hord, Roy**, (G) Duke | 64 | 1960-62 |
| **Horne, Tony**, (WR) Clemson | 82 | 1998-2000 |
| **Horton, Greg**, (G) Colorado | 63 | 1976-78, 80 |
| **Horvath, Les**, (RB) Ohio State | 12 | 1947-48 |
| **House, Kevin**, (WR) Southern Illinois | 83 | 1986-87 |
| **Houser, John**, (C/G) Redlands | 63 | 1957-59 |
| **Howard, Brian**, (DT) Idaho | 98 | 2004-05 |
| **Howard, Dana**, (LB) Illinois | 50 | 1995 |
| **Howard, Gene**, (DB) Langston | 21 | 1971-72 |
| **Howard, Travin,** (LB) Texas Christian | 48 | 2019- |
| **Hubbell, Frank**, (DE/TE) Tennessee | 46 | 1947-49 |
| **Huerta, Carlos**, (K) Miami (FL) | 6 | 1996 |
| **Huffman, Dick**, (T) Tennessee | 20 | 1947-50 |
| **Huggins, Roy**, (FB) Vanderbilt | 53 | 1944 |
| **Hughes, Ed**, (DB) Tulsa | 49 | 1954-55 |
| **Hughes, Kevin,** (G) SE Louisiana | 34 | 2011 |
| **Hull, Josh,** (LB) Penn State | 56 | 2010-12 |
| **Humphrey, Bobby**, (CB) New Mexico State | 48 | 1990 |
| **Humphrey, Buddy**, (QB) Baylor | 10 | 1959-60 |
| **Hunter, Art**, (C) Notre Dame | 56 | 1960-64 |
| **Hunter, Tony**, (TE) Notre Dame | 87 | 1985-85 |
| **Hunter, Wayne,** (T) Hawaii | 72 | 2012 |
| **Hupke, Thomas**, (G) Alabama | 1/22 | 1938-39 |
| **Hyder, Gaylon**, (DT) TCU | 94 | 1999-2000 |

## I

| | | |
|---|---|---|
| **Iglehart, Floyd**, (DB) Wiley | 49 | 1958 |
| **Iman, Ken**, (C) Southeast Missouri State | 50 | 1965-74 |
| **Incognito, Richie**, (C/G) Nebraska | 68 | 2005-09 |
| **Irvin, LeRoy**, (CB) Kansas | 47 | 1980-89 |
| **Irwin, Heath**, (G) Colorado | 63 | 2002 |
| **Israel, Steve**, (CB) Pittsburgh | 31 | 1992-94 |
| **Isselhardt, Ralph**, (G) Franklin (IN) | 15 | 1937 |
| **Ivy, Corey**, (CB) Oklahoma | 35 | 2005 |
| **Iwuoma, Chidi**, (CB) California | 20 | 2006 |

## J

| | | |
|---|---|---|
| **Jackson, Alfred**, (CB) San Diego State | 31 | 1989-90 |
| **Jackson, Brian,** (CB) Oklahoma | 22 | 2011 |
| **Jackson, Harold**, (WR) Jackson State | 29 | 1968, 73-77 |
| **Jackson, Kirby**, (CB) Mississippi State | 36 | 1987 |
| **Jackson, Monte**, (CB) San Diego State | 28 | 1975-77 |
| **Jackson, Rusty**, (P) LSU | 9 | 1976 |
| **Jackson, Steven**, (RB) Oregon State | 39 | 2004-12 |
| **Jackson, Tyoka**, (DT) Penn State | 97 | 2001-05 |
| **Jacobs, Jack**, (QB) Oklahoma | 43 | 1942, 45 |
| **Jacoby, Mitch**, (TE) Northern Illinois | 46/89 | 1997-98 |
| **James, Jesse**, (C) Mississippi State | 69 | 1995-96 |
| **Janerette, Charlie**, (G) Penn State | 67 | 1960 |
| **Janiak, Len**, (FB) Ohio | 38 | 1940-42 |
| **Jaworski, Ron**, (QB) Youngstown State | 16 | 1974-76 |
| **Jenkins (Cox), Robert**, (T) UCLA | 72 | 1987-93 |
| **Jenkins, Carlos**, (LB) Michigan State | 51 | 1995-96 |
| **Jenkins, Jr., Billy**, (S) Howard | 22 | 1997-99 |
| **Jenkins, Janoris,** (CB) Northern Alabama | 21 | 2012-15 |
| **Jerue, Mark**, (LB) Washington | 59 | 1983-89 |
| **Jessie, Ron**, (WR) Kansas | 81 | 1975-79 |
| **Jeter, Gary**, (DE) USC | 77 | 1983-88 |
| **Jobko, Bill**, (LB) Ohio State | 57 | 1958-62 |
| **Jodat, Jim**, (RB) Carthage | 43 | 1977-79 |
| **Johns, Freeman**, (WR) SMU | 88 | 1976-77 |
| **Johnson, Bill**, (DT) Michigan State | 79 | 1997 |
| **Johnson, Chris**, (CB) Louisville | 37 | 2005 |
| **Johnson, Clyde**, (T) Kentucky | 8 | 1946-47 |
| **Johnson, Damone**, (TE) Cal Poly-SLO | 86 | 1986-92 |
| **Johnson, Darcy,** (TE) Central Florida | 87 | 2010 |
| **Johnson, Donald**, (C) Northwestern | | 1942 |
| **Johnson, Holbert**, (CB) New Mexico State | 46 | 1987 |
| **Johnson, Isaiah**, (DB) Georgia Tech | 27 | 2016-18 |
| **Johnson III, John**, (S) Boston College | 43 | 2017- |
| **Johnson, Johnnie**, (S) Texas | 20 | 1980-89 |
| **Johnson, Marquis,** (S) Alabama | 25 | 2010-11 |
| **Johnson, Marvin**, (DB) San Jose State | 27 | 1951-52 |
| **Johnson, Mitch**, (T) UCLA | 70 | 1969-70 |
| **Johnson, Ray**, (HB) Denver | 12 | 1937-38 |
| **Johnson, Samuel**, (WR) Prairie View A&M | 89 | 1987 |
| **Johnson, Todd**, (S) Florida | 25 | 2007-08 |
| **Johnson, Trevor** (DE) Nebraska | 93 | 2007 |
| **Johnson, Trumaine,** (CB) Montana | 22 | 2012-17 |
| **Jones, A.J.**, (RB) Texas | 24 | 1982-85 |
| **Jones, Barrett**, (C/G) Alabama | 67 | 2013-14 |
| **Jones, Bert**, (QB) LSU | 17 | 1982 |
| **Jones, Clarence**, (T) Maryland | 72 | 1994-95 |
| **Jones, Cody**, (DT) San Jose State | 76 | 1974-78, 80-82 |
| **Jones, David (Deacon)**, (DE) South Carolina State | 75 | 1961-71 |
| **Jones, Donnie**, (P) LSU | 5 | 2007-11 |
| **Jones, Ernie**, (WR) Indiana | 86 | 1993 |
| **Jones, Gordon**, (WR) Pittsburgh | 25 | 1983-84 |
| **Jones, Harvey**, (RB) Baylor | 12 | 1944-45 |
| **Jones, Jimmie**, (DT) Miami (FL) | 98 | 1994-96 |
| **Jones, Jimmy**, (RB) Washington | 37 | 1958 |
| **Jones, Mike A.**, (LB) Missouri | 52 | 1997-2000 |
| **Jones, Mike D.**, (DE) North Carolina State | 90 | 1998 |
| **Jones, Nate,** (WR) Texas | 18 | 2009 |
| **Jones, Robert**, (LB) East Carolina | 55 | 1996-97 |
| **Jones, Rod**, (T) Kansas | 60 | 2001 |
| **Jones, Willie**, (T) Grambling | 70 | 1999 |
| **Jordan, Jeff**, (RB) Washington | 31 | 1970 |
| **Jordan, Michael**, (CB) Missouri Western | 35 | 2016 |
| **Joseph, Davin**, (T) Oklahoma | 69 | 2014 |
| **Joseph-Day, Sebastian**, (DT) Rutgers | 69 | 2018- |
| **Josephson, Les**, (RB) Augustana | 34 | 1964-67, 69-74 |
| **Joyner, Lamarcus**, (DB) Florida State | 20 | 2014-18 |
| **Jue, Bhawoh**, (S) Penn State | 33 | 2007 |
| **Justin, Paul**, (QB) Arizona State | 16 | 1999-2001 |
| **Justin, Sid**, (CB) Long Beach State | 31/29 | 1979 |

## K

| | | |
|---|---|---|
| **Kabealo, Michael**, (RB) Ohio State | 16 | 1944 |
| **Kacyvensky, Isaiah**, (LB) Harvard | 58 | 2006 |
| **Kalafat, Jim**, (LB) Montana State | 92 | 1987 |
| **Kalmanir, Tom (Cricket)**, (RB) Nevada | 24 | 1949-51 |
| **Kamana, John**, (RB) USC | 46 | 1984 |
| **Karney, Mike,** (FB) Arizona State | 44 | 2009-2010 |
| **Karras, Ted**, (G) Indiana | 71 | 1966 |
| **Karrilvacz, Carl**, (DB) Syracuse | 31 | 1959-60 |
| **Karrs, John**, (QB) Duquesne | 35 | 1944 |
| **Kay, Rick**, (LB) Colorado | 52 | 1975-77 |
| **Kazadi, Muadianvita**, (LB) Tulsa | 59 | 1997 |
| **Keane, Tom**, (DB) West Virginia | 10 | 1948-51 |
| **Keeble, Joe**, (RB) UCLA | 9 | 1937 |
| **Keenum, Case**, (QB) Houston | 17 | 2014-16 |
| **Kehl, Bryan,** (LB) BYU | 50 | 2010-11 |
| **Kelly, Joe**, (LB) Washington | 52 | 1994 |
| **Kelly, John**, (RB) Tennessee | 42 | 2018- |
| **Kelm, Larry**, (LB) Texas A&M | 52 | 1987-92 |
| **Kelsay, Chad**, (LB) Nebraska | 58 | 2000 |
| **Kemp, Jeff**, (QB) Dartmouth | 9 | 1981-85 |
| **Kendricks, Lance,** (TE) Wisconsin | 88 | 2011-16 |
| **Kenerson, John**, (T) Kentucky State | 72 | 1960 |
| **Kennedy, Jimmy**, (DT) Penn State | 73 | 2003-06 |
| **Kennison, Eddie**, (WR) LSU | 88 | 1996-98, 2008 |

# Rams All-Time Roster

| | | |
|---|---|---|
| **Kent, Jordan,** (WR) Oregon | 87 | 2009 |
| **Kersten, Wally**, (T) Minnesota | 79 | 1982 |
| **Kilgore, Jon**, (P) Auburn | 13 | 1965-67 |
| **Kimbrough, Elbert**, (DB) Northwestern | 83 | 1961 |
| **Kinchen, Todd**, (WR) LSU | 81 | 1992-95 |
| **Kinek, Michael**, (E) Michigan State | 9 | 1940 |
| **King, Andy**, (T) Illinois State | 68 | 2002-03 |
| **King, Justin**, (CB) Penn State | 32 | 2008-11 |
| **Kirk, Ken**, (C) Mississippi | 51 | 1963 |
| **Kirksey, Jon**, (G/DT) Sacramento State | 65 | 1995-96 |
| **Kiser, Micah**, (LB) Virginia | 59 | 2018- |
| **Klein, Bob**, (TE) USC | 80 | 1969-76 |
| **Klopfenstein, Joe**, (TE) Colorado | 82/88 | 2006-08 |
| **Klosterman, Don**, (QB) Loyola (CA) | 10 | 1952 |
| **Klostermann, Bruce**, (LB) North Dakota State | 97 | 1990 |
| **Knight, Marion**, (DE) UNLV | 79 | 1987 |
| **Koch, George**, (RB) St. Mary's (TX) | 19 | 1945 |
| **Konetsky, Floyd**, (E) Florida | 38 | 1944-45 |
| **Kostiuk, Michael**, (T) Detroit Tech H.S. | 28 | 1941 |
| **Kovatch, John**, (E) Northwestern | 16 | 1938 |
| **Kowalski, Gary**, (T) Boston College | 76 | 1983 |
| **Krause, William**, (G) Baldwin-Wallace | 37 | 1938 |
| **Krieder, Dan**, (FB) New Hampshire | 36 | 2008 |
| **Ksionyak, John**, (QB) St. Bonaventure | 26 | 1947 |
| **Kupp, Cooper**, (WR) Eastern Washington | 18/10 | 2017- |
| **Kush, Eric,** (C) California (Pa.) | 60 | 2015 |
| **Kyle, Jason**, (LB) Arizona State | 58 | 2000 |

## L

| | | |
|---|---|---|
| **LaChapelle, Sean**, (WR) UCLA | 88 | 1993 |
| **LaHood, Mike**, (G) Wyoming | 64/68 | 1969, 71-72 |
| **Laing, Aaron**, (TE) New Mexico State | 45/86 | 1996-98 |
| **Lamson, Chuck**, (DB) Wyoming | 44 | 1965-67 |
| **Landeta, Sean**, (P) Towson State | 5 | 1993-96, 2003-04 |
| **Lane, Dick (Night Train)**, (DB) Scottsbluff J.C. | 81 | 1952-53 |
| **Lang, David**, (RB) Northern Arizona | 38 | 1991-94 |
| **Lang, Israel**, (RB) Tennessee State | 39 | 1969 |
| **Lange, Bill**, (G) Dayton | 26/65 | 1951-52 |
| **Langford, Kendall,** (DT) Hampton | 98 | 2012-14 |
| **Lansford, Buck**, (G) Texas | 63 | 1958-60 |
| **Lansford, Mike**, (K) Washington | 4/1 | 1982-90 |
| **Lapka, Myron**, (DT) USC | 67 | 1982-83 |
| **Larsen, Gary**, (DT) Concordia | 83 | 1964 |
| **Lassiter, Kwamie**, (S) Kansas | 42 | 2004 |
| **Latin, Jerry**, (RB) Northern Illinois | 36 | 1978 |
| **Laughlin, Jim**, (LB) Ohio State | 57 | 1985-86 |
| **Laurinaitis, James,** (LB) Ohio State | 55 | 2009-15 |
| **Lawler, Justin**, (DL) SMU | 53 | 2018- |
| **Lazetich, Milan**, (G) Michigan | 27 | 1945-50 |
| **Lazetich, William**, (RB) Montana | 24 | 1939, 42 |
| **Lear, Leslie**, (G) Manitoba, Canada | 41 | 1944-46 |
| **Leber, Ben,** (LB) Kansas State | 59 | 2011 |
| **Leckey, Nick**, (G) Kansas State | 60 | 2007-08 |
| **Lee, Amp**, (RB) Florida State | 31 | 1997-99 |
| **Lee, Bob**, (QB) Pacific | 19 | 1979-80 |
| **Leggett, Earl**, (LB) LSU | 72 | 1966 |
| **Lehr, Matt**, (C) Virginia Tech | 69 | 2004 |
| **Lenon, Paris,** (LB) Richmond | 53 | 2009 |
| **Leonard, Brian**, (RB) Rutgers | 23 | 2007-08 |
| **Leonard, Louis**, (DT) Fresno State | 71 | 2007 |
| **Lester, Tim**, (RB) Eastern Kentucky | 34 | 1992-94 |
| **Levitt, Chad**, (RB) Cornell | 34 | 1999 |
| **LeVoir, Mark**, (T) Notre Dame | 75 | 2007, 2011 |
| **Levy, Leonard (Butch)**, (T) Minnesota | 76 | 1945-46 |
| **Lewis, Arthur**, (G) Ohio | 11 | 1938-39 |
| **Lewis, Chad**, (TE) BYU | 49 | 1989-99 |
| **Lewis, Damione**, (DT) Miami (FL) | 92 | 2001-05 |
| **Lewis, David**, (LB) USC | 51 | 1983 |
| **Lewis, Michael,** (S) Colorado | 22 | 2010 |
| **Lewis, Woodley**, (DB/E) Oregon | 30/20 | 1950-55 |
| **Liles, Elvin**, (G) Oklahoma A&M | 17 | 1945 |
| **Lilja, George**, (C) Michigan | 59 | 1982-83 |
| **Lilly, Sammy**, (CB) Georgia Tech | 27 | 1991-92 |
| **Lincoln, Jeremy**, (CB) Tennessee | 39 | 1996 |
| **Lipscomb, Gene**, (DT) no college | 78 | 1953-55 |
| **Little, Leonard**, (LB/DE) Tennessee | 57/91 | 1998-2009 |
| **Littlefield, Carl**, (RB) Washington State | 34 | 1938 |
| **Littleton, Cory**, (LB) Washington | 58 | 2016-19 |
| **Livingston, Cliff**, (LB) UCLA | 58 | 1963-65 |
| **Livingston, Ted**, (T/G) Indiana | 18/31 | 1937-40 |
| **Lloyd, Brandon,** (WR) Illinois | 83 | 2011 |
| **Locklin, Kerry**, (TE) New Mexico State | 83 | 1982 |
| **Lofton, James**, (WR) Stanford | 22 | 1993 |
| **Lohmiller, Chip**, (K) Minnesota | 8 | 1996 |
| **Lomack, Tony**, (WR) Florida | 82 | 1990 |
| **Loneker, Keith**, (G) Kansas | 64 | 1993-95 |
| **Long, Bob**, (LB) UCLA | 84 | 1960-61 |
| **Long, Bob**, (WR) Wichita State | 86 | 1970 |
| **Long, Chris**, (DE) Virginia | 72/91 | 2008-15 |
| **Long, Chuck**, (QB) Iowa | 16 | 1990 |
| **Long, Darren**, (TE) Long Beach State | 45 | 1986 |
| **Long Jr., David**, (CB) Michigan | 25 | 2019- |
| **Long, Jake,** (T) Michigan | 77 | 2013-14 |
| **Longacre, Matt,** (DE) Northwest Missouri State | 96 | 2015-18 |
| **Looker, Dane**, (WR) Washington | 89 | 2002-08 |
| **Lothridge, Billy**, (P) Georgia Tech | 10 | 1965 |
| **Love, Duval**, (G) UCLA | 67 | 1985-91 |
| **Love, John**, (WR) North Texas State | 49 | 1972 |
| **Loverne, David**, (G) San Jose State | 61 | 2003 |
| **LoVetere, John**, (DT) Compton J.C. | 76 | 1959-62 |
| **Loyd, Jeremy**, (LB) Iowa State | 56 | 2003-04, 05 |
| **Lucas, Cornelius**, (T) Kansas State | 73 | 2017- |
| **Lucas, Justin**, (S) Abilene Christian | 41 | 2004 |
| **Lundy, Lamar**, (DE/TE) Purdue | 85 | 1957-69 |
| **Lyght, Todd**, (CB) Notre Dame | 41 | 1991-2000 |
| **Lyle, Keith**, (S) Virginia | 35 | 1994-2000 |
| **Lyman, Delbert**, (T) UCLA | 1/45 | 1941, 44 |
| **Lynch, Cameron,** (LB) Syracuse | 50 | 2015, 2017 |

## M

| | | |
|---|---|---|
| **Mack, Tom**, (G) Michigan | 65 | 1966-78 |
| **Maddox, Tommy**, (QB) UCLA | 8 | 1994 |
| **Magnani, Dante**, (RB) St. Mary's (CA) | 8/24 | 1940-42, 47-48 |
| **Maher, Francis**, (B) Toledo | 9 | 1941 |
| **Manning Jr., Ricky**, (CB) UCLA | 27 | 2008 |
| **Mannion, Sean,** (QB) Oregon State | 14 | 2015-18 |
| **Manumaleuna, Brandon**, (TE) Arizona | 86 | 2001-05 |
| **Marchlewski, Frank**, (C) Minnesota | 56 | 1965, 68-69 |
| **Marconi, Joe**, (RB) West Virginia | 34 | 1956-61 |
| **Markov, Victor**, (T) Washington | 12 | 1938 |
| **Marquez, Bradley,** (WR) Texas Tech | 15 | 2015-16 |
| **Marshall, Larry**, (WR) Maryland | 44 | 1978 |
| **Martin, Aaron**, (DB) North Carolina College | 42 | 1964-65 |
| **Martin, Chris**, (LB) Auburn | 53 | 1993-94 |
| **Martin, Jamie**, (QB) Weber State | 8/9/10/12/11 | 1993-96, 2001-02, 04-05 |
| **Martin, John**, (C) Navy | 23 | 1947-49 |
| **Martin, Ruvell,** (WR) Saginaw Valley State | 82 | 2009 |
| **Maslowski, Matt**, (WR) San Diego | 48 | 1971 |
| **Mason, Tommy**, (RB) Tulane | 20 | 1967-70 |
| **Mason, Tre**, (RB) Auburn | 27 | 2014-15 |
| **Massey, Chris**, (LS/FB) Marshall | 45 | 2002-10 |
| **Matau, Chris**, (G) BYU | 51 | 1987 |
| **Matheson, Riley**, (G/LB) Texas Mines | 11/13 | 1939-42, 44-47 |
| **Matson, Ollie**, (RB/E) USF | 33 | 1959-62 |
| **Mattison, Bryan,** (G) Iowa | 67 | 2011 |
| **Matthews, Clay,** (LB) Southern California | 52 | 2019 |
| **Mattos, Harry**, (RB) St. Mary's (CA) | 7 | 1937 |
| **Maumalanga, Chris**, (DT) Kansas | 98 | 1997 |
| **May, Francis (Jack)**, (C) Centenary | 24 | 1938 |
| **Mayes, Carl**, (RB) Texas | 49 | 1952 |
| **McBride, Tod**, (S) UCLA | 27 | 2004 |
| **McBurrows, Gerald**, (S) Kansas | 23 | 1995-98 |
| **McCleon, Dexter**, (CB) Clemson | 24/21 | 1997-2002 |
| **McCollum, Andy**, (C/G) Toledo | 64/67 | 1999-2007 |
| **McCormick, Tom**, (RB) Pacific | 23 | 1953-55 |
| **McCutcheon, Lawrence**, (RB) Colorado State | 30 | 1972-79 |
| **McDonald, James**, (TE) USC | 83 | 1983-85, 87 |
| **McDonald, Mike**, (LB) USC | 63 | 1983-84, 86-91 |
| **McDonald, Shaun**, (WR) Arizona State | 84 | 2003-06 |
| **McDonald, Tommy**, (WR) Oklahoma | 29 | 1965-66 |
| **McDonald, T.J.,** (S) USC | 25 | 2013-16 |
| **McDonough, Paul**, (E) Utah | 19 | 1939-41 |
| **McFadden, Marshall**, (LB) South Carolina State | 51 | 2014 |
| **McFadin, Bud**, (DT/T) Texas | 62 | 1952-56 |
| **McGarigle, Tim**, (LB) Northwestern | 59 | 2007 |
| **McGarry, Barney**, (G) Utah | 30 | 1939-42 |
| **McGee, Brandon,** (CB) Miami (Fla.) | 32 | 2013-14 |
| **McGee, Buford**, (RB) Mississippi | 24 | 1987-91 |
| **McGee, Willie**, (WR) Alcorn A&M | 24 | 1974-75 |
| **McGlasson, Ed**, (C) Youngstown State | 54 | 1980 |
| **McGrorty, Dusty**, (RB) Southern Oregon | 36 | 2004 |
| **McIlhany, Dan**, (DB) Texas A&M | 17 | 1965 |
| **McIntosh, Rocky,** (LB) Miami (Fla.) | 50 | 2012 |
| **McJulien, Paul**, (P) Jackson State | 16 | 1993 |
| **McKee, Ryan,** (T) Southern Mississippi | 68 | 2009 |
| **McKeever, Marlin**, (LB/TE) USC | 86 | 1961-66, 71-72 |
| **McKinnely, Phil**, (T) UCLA | 73 | 1981 |

# Rams All-Time Roster

| | | |
|---|---|---|
| **McKinney, Jeremy**, (T) Iowa | 68 | 1998 |
| **McLain, Kevin**, (LB) Colorado State | 50 | 1976-79 |
| **McLaughlin, Leon**, (C) UCLA | 50 | 1951-55 |
| **McLaughlin, Steve**, (K) Arizona | 3 | 1995 |
| **McLeod, Rodney,** (S) Virginia | 23 | 2012-15 |
| **McMichael, Randy**, (TE) Georgia | 84 | 2007-09 |
| **McMillan, Eddie**, (CB) Florida State | 41 | 1973-75 |
| **McNeal, Travis**, (TE) Tennessee-Chattanooga | 82 | 1992-93 |
| **McNeill, Mike,** (TE) Nebraska | 82 | 2012-13 |
| **McNeil, Ryan**, (CB) Miami (FL) | 47 | 1997-98 |
| **McQuaide, Jake,** (LS) Ohio State | 44 | 2011- |
| **McRaven, William**, (RB) Murray State | 22 | 1939 |
| **McRoberts, Paul**, (WR) Southeast Missouri State | 8/12 | 2016 |
| **Meador, Ed**, (DB) Arkansas Tech | 21 | 1959-70 |
| **Meisner, Greg**, (DE) Pittsburgh | 60 | 1981-88 |
| **Mello, Jim**, (RB) Notre Dame | 65 | 1948 |
| **Mergenthal, Art**, (G) Notre Dame | 31 | 1945-46 |
| **Messner, Mark**, (LB) Michigan | 60 | 1989 |
| **Michaels, Lou**, (DE) Kentucky | 55 | 1958-60 |
| **Mickel, Jeff**, (T) Eastern Washington | 77 | 1990 |
| **Middleton, Ron**, (TE) Auburn | 87 | 1994 |
| **Mikell, Quintin,** (S) Boise State | 27 | 2011-12 |
| **Milinichik, Joe**, (G) North Carolina State | 71 | 1990-92 |
| **Millen, Hugh**, (QB) Washington | 12 | 1987 |
| **Miller, Brit,** (FB) Illinois | 49 | 2010-12 |
| **Miller, Charles**, (G) Purdue | 25 | 1937 |
| **Miller, Chris**, (QB) Oregon | 13/12 | 1994-95 |
| **Miller, Clark**, (DE) Utah State | 78 | 1970 |
| **Miller, Drew,** (C) Florida | 67 | 2011 |
| **Miller, Fred**, (T) Baylor | 73 | 1996-99 |
| **Miller, Keith**, (LB) California | 53 | 2000 |
| **Miller, Paul**, (DE) LSU | 81 | 1954-57 |
| **Miller, Nick,** (WR) Southern Utah | 17 | 2011 |
| **Miller, Ralph**, (T) Rice | 38/27 | 1937-38 |
| **Miller, Ron**, (E) USC | 89 | 1956 |
| **Miller, Ron**, (QB) Wisconsin | 9 | 1962 |
| **Miller, Shawn**, (NT) Utah State | 98 | 1984-89 |
| **Miller, Willie**, (WR) Colorado State | 82 | 1978-82 |
| **Milligan, Hanik**, (S) Houston | 37 | 2007 |
| **Milner, Billy**, (T) Houston | 77 | 1996 |
| **Minor, Travis**, (RB) Florida State | 22 | 2007-08 |
| **Misko, John**, (P) Oregon State | 6 | 1982-84 |
| **Mitchell, Lydell**, (RB) Penn State | 22 | 1980 |
| **Moan, Emmett (Kelly)**, (RB) West Virginia | 6 | 1939 |
| **Mobley, Stacey**, (WR) Jackson State | 81 | 1987 |
| **Molden, Frank**, (DT) Jackson State | 78 | 1965 |
| **Monaco, Raymond**, (G) Holy Cross | 16 | 1945 |
| **Montgomery, Tyrone**, (RB) Mississippi | 25 | 1995 |
| **Moore, Eric**, (DE) Florida State | 92 | 2006-08 |
| **Moore, Jeff**, (WR) Tennessee | 86 | 1980-81 |
| **Moore, Jerald**, (RB) Oklahoma | 44 | 1996-98 |
| **Moore, Malcolm**, (TE) USC | 84 | 1987 |
| **Moore, Tom**, (RB) Vanderbilt | 25 | 1966 |
| **Moran, Sean**, (DE) Colorado State | 77 | 2000-01 |
| **Morris, George**, (RB) Baldwin-Wallace | 4 | 1941-42 |
| **Morris, Jack**, (DB) Oregon | 40 | 1958-60 |
| **Morris, Larry**, (LB) Georgia Tech | 56/31 | 1955-57 |
| **Morrow, John**, (C) Michigan | 51 | 1956-59 |
| **Morton, Mike**, (LB) North Carolina | 58 | 1999 |
| **Moss, Brent**, (RB) Wisconsin | 31 | 1995 |
| **Mucha, Rudolph**, (G) Washington | 27 | 1941, 45 |
| **Mulligan, Matthew,** (TE) Maine | 82 | 2012 |
| **Mundt, Johnny**, (TE) Oregon | 82 | 2017- |
| **Munson, Bill**, (QB) Utah State | 19 | 1964-67 |
| **Murphy, Harvey (Ham)**, (E) Mississippi | 28 | 1940 |
| **Murphy, Jerome,** (CB), South Florida | 23 | 2010 |
| **Murphy, Pace**, (T) Northwest Louisiana | 72 | 2016 |
| **Murphy, Phil**, (DT) South Carolina State | 95 | 1980-81 |
| **Murphy, Yo**, (WR) Idaho | 83 | 2001-02 |
| **Murray, Joe**, (G) USC | 76 | 1987 |
| **Myers, Brad**, (RB) Bucknell | 28 | 1953-56 |
| **Myers, Jack**, (RB/DB) UCLA | 31 | 1952 |

## N

| | | |
|---|---|---|
| **Namath, Joe**, (QB) Alabama | 12 | 1977 |
| **Natson, JoJo**, (WR) Akron | 19 | 2018-19 |
| **Naumetz, Fred**, (LB/C) Boston College | 22 | 1946-50 |
| **Nead, Spencer**, (TE/FB) BYU | 47 | 2003 |
| **Neary, Aaron**, (C/G) Eastern Washington | 72 | 2017-2018 |
| **Neill, Ryan,** (LS) Rutgers | 92 | 2009 |
| **Nelson, Bill**, (DT) Oregon State | 67 | 1971-75 |
| **Nelson, Chuck**, (K) Washington | 13 | 1983 |
| **Nelson, Terry**, (TE) Arkansas AM&N | 83 | 1973-80 |
| **Nemeth, Stephen**, (QB) Notre Dame | 10 | 1945 |
| **Ness, Nate,** (CB) Arizona | 30 | 2011 |
| **Nettles, Jim**, (DB) Wisconsin | 19 | 1969-72 |
| **Newberry, Tom**, (G) Wisconsin-LaCrosse | 66 | 1986-94 |
| **Newman, Anthony**, (S) Oregon | 26 | 1988-94 |
| **Newsome, Vince**, (S) Washington | 22 | 1983-90 |
| **Newson, Tony**, (LB) Utah State | 51 | 2004 |
| **Nichols, Bob**, (T) Stanford | 77 | 1966-67 |
| **Niklos, J.R.**, (RB) Western Illinois | 25 | 2002 |
| **Nix, John**, (B) Mississippi State | 6 | 1940 |
| **Nixon, David,** (LB) Brigham Young | 51 | 2010-11 |
| **Noa, Kaulana**, (T) Hawaii | 71 | 2000-01 |
| **Noble, Don**, (TE) California | 86 | 1987 |
| **Noll, Ben**, (G/T) Pennsylvania | 64 | 2005 |
| **Norwood, Jerious,** (RB) Mississippi State | 34 | 2011 |
| **Noteboom, Joseph**, (OL) Texas Christian | 70 | 2018- |
| **Nsekhe, Ty,** (T) Texas State | 60 | 2012 |
| **Null, Keith,** (QB) West Texas A&M | 9 | 2009 |
| **Nütten, Tom**, (C/G) Western Michigan | 61 | 1998-2002, 04-05 |
| **Nuzum, Rick**, (C) Kentucky | 51 | 1977 |

## O

| | | |
|---|---|---|
| **O'Berry, Herman**, (CB) Oregon | 42 | 1996 |
| **O'Neal, Leslie**, (DE) Oklahoma State | 91 | 1996-97 |
| **O'Neill, William**, (RB) Detroit | | 1937 |
| **O'Steen, Dwayne**, (CB) San Jose State | 33 | 1978-79 |
| **Odom, Ricky**, (DB) USC | 23 | 1979 |
| **Ojinnaka, Quinn,** (G) Syracuse | 69 | 2012 |
| **Okoronkwo, Ogbonnia**, (OLB) Oklahoma | 45 | 2018- |
| **Olsen, Merlin**, (DT) Utah State | 74 | 1962-76 |
| **Olsen, Norman**, (T) Alabama | 65 | 1944 |
| **Olsen, Phil**, (DT/DE) Utah State | 72 | 1971-74 |
| **Olson, Glenn**, (B) Iowa | 25 | 1940 |
| **Ogbonnaya, Chris,** (RB) Texas | 22 | 2009 |
| **Ogletree, Alec,** (LB) Georgia | 52 | 2013-17 |
| **Onobun, Fendi,** (TE) Arizona | 48 | 2010 |
| **Osborne, Chuck**, (DT) Arizona | 97 | 1996 |
| **Ottis, Brad**, (DE) Wayne State (NE) | 95 | 1996 |
| **Owens, Mel**, (LB) Michigan | 58 | 1981-89 |
| **Owens, Richard**, (FB) Louisville | 49 | 2007 |

## P

| | | |
|---|---|---|
| **Pace, Orlando**, (T) Ohio State | 76 | 1997-2008 |
| **Pacheco, Chris**, (NT) Fresno State | 42 | 1987 |
| **Pagel, Mike**, (QB) Arizona State | 14 | 1991-93 |
| **Pahukoa, Jeff**, (G) Washington | 69 | 1991-93 |
| **Panfil, Ken**, (T) Purdue | 73 | 1956-58 |
| **Pankey, Irv**, (T) Penn State | 75 | 1980-90 |
| **Pardee, Jack**, (LB) Texas A&M | 32 | 1957-70 |
| **Parks, Cord,** (WR/CB) Northeastern | 23 | 2009 |
| **Parish, Don**, (LB) Stanford | 57 | 1971 |
| **Parker, Anthony**, (CB) Arizona State | 27 | 1995-96 |
| **Parquet, Jeremy**, (T) Southern Mississippi | 64 | 2006-07 |
| **Pasqua, Joe**, (T) SMU | 65 | 1942, 46 |
| **Pasquariello, Ralph**, (RB) Villanova | 36 | 1950 |
| **Pastorini, Dan**, (QB) Santa Clara | 10 | 1981 |
| **Patrick, Natrez,** (LB) Georgia | 57 | 2019- |
| **Patt, Maurice (Babe)**, (E) Carnegie Tech | 2 | 1939-42 |
| **Patterson, Eric,** (CB) Ball State | 24 | 2-15 |
| **Pattison, Mark**, (WR) Washington | 83 | 1986 |
| **Paul, Don**, (LB) UCLA | 57 | 1948-55 |
| **Peacock, Elvis**, (RB) Oklahoma | 34 | 1979-80 |
| **Pead, Isaiah,** (RB) Cincinnati | 24 | 2012-15 |
| **Pelshak, Troy**, (LB) North Carolina A&T | 91 | 1999-2000 |
| **Penaranda, Jairo**, (RB) UCLA | 22 | 1981 |
| **Pergine, John**, (LB) Notre Dame | 52 | 1969-72 |
| **Perkins, Art**, (RB) North Texas State | 37 | 1962-63 |
| **Perrie, Michael**, (B) St. Mary's (CA) | 6 | 1939 |
| **Perry, Gerald**, (T) Southern (LA) | 64 | 1991-92 |
| **Perry, Rod**, (CB) Colorado | 49 | 1975-82 |
| **Person, Mike**, (T) Montana State | 73 | 2014 |
| **Petchel, John**, (QB) Duquesne | 50/17 | 1942, 44 |
| **Peters, Marcus**, (CB) Washington | 22 | 2018-2019 |
| **Peterson, Jim**, (LB) San Diego State | 57 | 1974-75 |
| **Peterson, Kevin**, (CB) Oklahoma State | 47 | 2017 |
| **Peterson, Nelson**, (RB) West Virginia Wesleyan | 11 | 1938 |
| **Petitbon, Richie**, (DB) Tulane | 17 | 1969-70 |
| **Petitti, Rob**, (T) Pittsburgh | 71 | 2007 |
| **Pettis, Austin,** (WR) Boise State | 18 | 2011-14 |
| **Phifer, Roman**, (LB) UCLA | 58 | 1991-98 |
| **Phillips, George**, (LB) UCLA | 16 | 1945 |
| **Phillips, Jim (Red)**, (E) Auburn | 82 | 1958-64 |
| **Phillips, Joe**, (DT) SMU | 66 | 1998 |
| **Phillips, Lawrence**, (RB) Nebraska | 21 | 1996-97 |

# Rams All-Time Roster

| | | |
|---|---|---|
| **Phillips, Rod**, (RB) Jackson State | 39 | 1975-78 |
| **Pickett, Ryan**, (DT) Ohio State | 79 | 2001-05 |
| **Piel, Mike**, (DT) Illinois | 95 | 1989-92 |
| **Pifferini, Bob**, (LB) UCLA | 54 | 1977 |
| **Pike, Chris**, (DT) Tulsa | 93 | 1991 |
| **Pillath, Roger**, (T) Wisconsin | 72 | 1965 |
| **Pincura, Stanley**, (QB) Ohio State | 1/15 | 1937-38 |
| **Pinkney, Lovell**, (TE) Texas | 83 | 1995 |
| **Pittman, Antonio**, (RB) Ohio State | 30 | 2007-08 |
| **Pitts, Elijah**, (RB) Philander Smith | 22 | 1970 |
| **Pitts, Hugh**, (LB) TCU | 56 | 1956 |
| **Pivec, Dave**, (TE) Notre Dame | 83 | 1966-68 |
| **Platukas, George**, (E) Duquesne | 70 | 1942 |
| **Pleasant, Mike**, (CB) Oklahoma | 43 | 1984 |
| **Plum, Milt**, (QB) Penn State | 16 | 1968 |
| **Plummer, Tony**, (DB) Pacific | 21 | 1974 |
| **Plunkett, Warren**, (QB) Minnesota | 58 | 1942 |
| **Pointer, Quinton,** (CB) UNLV | 33 | 2012-13 |
| **Polite, Jachai** (LB) Florida | 95 | 2019- |
| **Polley, Tommy**, (LB) Florida State | 52 | 2001-04 |
| **Ponder, Willie**, (WR) Southeast Missouri State | 88 | 2006 |
| **Pope, Bucky**, (WR) Catawba | 80 | 1964, 66-67 |
| **Pope, Marquez**, (S) Fresno State | 22 | 1994 |
| **Poppinga, Brady,** (LB) Bringham Young | 51 | 2011 |
| **Porter, Quinn,** (RB) Stillman | 35 | 2011 |
| **Pottios, Myron**, (LB) Notre Dame | 66 | 1966-70 |
| **Powell, Tim**, (DE) Northwestern | 58 | 1965 |
| **Powers, Warren**, (DE) Maryland | 98 | 1992 |
| **Prather, Dale**, (E) George Washington | 30 | 1937-38 |
| **Preece, Steve**, (S) Oregon State | 20 | 1973-76 |
| **Price, Ejuan**, (OLB) Pittsburgh | 51 | 2017- |
| **Price, Jim**, (TE) Stanford | 87 | 1991-92, 95 |
| **Price, Mitchell**, (CB) Tulane | 27 | 1993 |
| **Pritchard, Bosh**, (RB) VMI | 56 | 1942 |
| **Pritko, Stephen**, (DE) Villanova | 30 | 1944-47 |
| **Prochaska, Raymond**, (E) Nebraska | 8 | 1941 |
| **Proehl, Ricky**, (WR) Wake Forest | 87 | 1998-2002 |
| **Pudloski, Chester**, (T) Villanova | 40 | 1944-47 |
| **Purling, Dave**, (DE) USC | 67 | 1987 |
| **Purnell, Jim**, (LB) Wisconsin | 53 | 1969-72 |
| **Putnam, Duane**, (G) Pacific | 61 | 1952-59, 62 |

## Q

| | | |
|---|---|---|
| **Quarles, Bernard**, (QB) Hawaii | 9 | 1987 |
| **Quick, Brian,** (WR) Appalachian State | 83 | 2012-16 |
| **Quinlan, Volney (Skeet)**, (RB) San Diego State | 21 | 1952-56 |
| **Quinn, Robert,** (DE) North Carolina | 94 | 2011-17 |

## R

| | | |
|---|---|---|
| **Ragazzo, Philip**, (G) Case Western Reserve | 36 | 1938-40 |
| **Ramsey, Jalen,** (CB) Florida State | 20 | 2019- |
| **Ramsey, LaJuan,** (DT) Southern California | 99 | 2009 |
| **Rapp, Manual,** (B) Saint Louis | 67 | 1942 |
| **Rapp, Taylor,** (S) Washington | 24 | 2019- |
| **Ray, David**, (K/WR) Alabama | 27 | 1969-74 |
| **Raye Jr., Jimmy**, (WR) San Diego State | 18 | 1991 |
| **Ream, Charles**, (T) Ohio State | 39 | 1938 |
| **Redden, Barry**, (RB) Richmond | 30 | 1982-86 |
| **Reece, Geoff**, (C) Washington State | 54 | 1976 |
| **Reece, John**, (CB) Nebraska | 21 | 1995 |
| **Reed, J.R.**, (S) South Florida | 32 | 2006 |
| **Reed, Doug**, (DE) San Diego State | 93 | 1984-90 |
| **Reeder, Troy,** (LB) Delaware | 51 | 2019- |
| **Reese, Booker**, (DE) Bethune-Cookman | 66 | 1984-85 |
| **Reid, Joe**, (LB) LSU | 35 | 1951 |
| **Reilly, Mike**, (LB) Oklahoma | 57 | 1982 |
| **Reilly, Mike,** (QB) Central Washington | 13 | 2009 |
| **Reinhard, Bob**, (T/DT) California | 54 | 1950 |
| **Reisz, Albie**, (QB) Southwestern Louisiana | 26 | 1944-46 |
| **Rentzel, Lance**, (WR) Oklahoma | 13/19 | 1971-72, 74 |
| **Repko, Joe**, (DT) Boston College | 42 | 1948-49 |
| **Reynolds, Chase,** (RB) Montana | 34 | 2013-16 |
| **Reynolds, Garrett,** (G/T) North Carolina | 71 | 2015 |
| **Reynolds, Jack**, (LB) Tennessee | 54/64 | 1970-80 |
| **Reynolds, Joffrey**, (RB) Houston | 26 | 2003 |
| **Reynolds, Josh**, (WR) Texas A&M | 83/11 | 2017- |
| **Rhaney, Demetrius,** (C) Tennessee State | 65 | 2015-16 |
| **Rhome, Jerry**, (QB) Tulsa | 17 | 1971 |
| **Rich, Herb**, (DB) Vanderbilt | 42 | 1951-53 |
| **Richardson, Barry,** (T) Clemson | 79 | 2012 |
| **Richardson, Daryl,** (RB) Abilene Christian | 26 | 2012-13 |
| **Richardson, Jerry**, (DB) West Texas State | 43 | 1964-65 |
| **Richardson, Reggie**, (S) Utah | 37 | 1987 |
| **Richter, Les**, (LB) California | 67/48 | 1954-62 |
| **Rickards, Paul**, (QB) Pittsburgh | 50 | 1948 |
| **Rieth, William**, (C/G) Carnegie Tech | 6/32 | 1941-42, 44-45 |
| **Riffle, Charles**, (G) Notre Dame | 31 | 1944 |
| **Rivers, Gerald,** (DE) Ole Miss | 99 | 2013 |
| **Roach, David**, (S) TCU | 42 | 2008-09 |
| **Robbins, Fred,** (DT) Wake Forest | 98 | 2010-11 |
| **Robbins, Kevin**, (T) Michigan State | 72 | 1993 |
| **Roberson, Marcus**, (CB) Florida | 47 | 2014-15 |
| **Robertson, Isiah**, (LB) Southern (LA) | 58 | 1971-78 |
| **Robey-Coleman, Nickell**, (CB) USC | 23 | 2017-19 |
| **Robinson, A'Shawn** (DL) | 94 | 2020- |
| **Robinson, Bryan**, (DE) Fresno State | 92 | 1997 |
| **Robinson, Gerald**, (DE) Auburn | 97 | 1991-94 |
| **Robinson, Greg**, (RB) Northeast Louisiana | 28 | 1995-96 |
| **Robinson, Greg**, (T) Auburn | 79/73 | 2014-16 |
| **Robinson, Jack**, (T/G) Northeast Missouri State | 19 | 1938 |
| **Robinson, Jeff**, (LS/DE/TE) Idaho | 94/45/87 | 1997-2001, 05 |
| **Robinson, Laurent,** (WR) Illinois State | 19 | 2009-10 |
| **Robustelli, Andy**, (DE) Arnold | 84 | 1951-55 |
| **Rocker, David**, (DT) Auburn | 92 | 1991-94 |
| **Rockwell, Henry**, (G/C) Arizona State | 17 | 1940-42 |
| **Rodak, Michael**, (RB/E) Case Western Reserve | 23 | 1939-40 |
| **Rogers, Mel**, (LB) Florida A&M | 57 | 1976 |
| **Rolling, Henry**, (LB) Nevada Reno | 59 | 1993-94 |
| **Romberg, Brett**, (C) Miami (FL) | 65 | 2006-08 |
| **Rose, Joe**, (TE) California | 87 | 1987 |
| **Rosequist, Ted**, (T) Ohio State | 17 | 1937 |
| **Ross, Jermaine**, (WR) Purdue | 82 | 1994-97 |
| **Rowe, Joe**, (CB) Virginia | 42 | 1997 |
| **Rubley, T.J.**, (QB) Tulsa | 12 | 1992-93 |
| **Rucker, Conrad**, (G/T) Southern (LA) | 63 | 1980 |
| **Russell, Doug**, (RB) Kansas State | 4 | 1939 |
| **Russell, Leonard**, (RB) Arizona State | 42 | 1995 |
| **Ruthstrom, Ralph**, (RB) SMU | 20 | 1945-46 |
| **Rutledge, Craig**, (S) UCLA | 48 | 1987 |
| **Rutledge, Jeff**, (QB) Alabama | 8 | 1979-81 |
| **Ryan, Clifton**, (DT) Michigan State | 95 | 2007-10 |
| **Ryan, Frank**, (QB) Rice | 15 | 1958-61 |
| **Ryczek, Dan**, (C) Virginia | 54 | 1978-79 |
| **Rypien, Mark**, (QB) Washington State | 11 | 1995, 97 |

## S

| | | |
|---|---|---|
| **Saffold III, Rodger,** (T/G) Indiana | 76 | 2010-18 |
| **Saipaia, Blaine**, (T/G/TE) Colorado State | 60/49 | 2004-05 |
| **Salas, Greg,** (WR) Hawaii | 87 | 2011 |
| **Sanders, Glenell**, (LB) Louisiana Tech | 55 | 1991 |
| **Santos, Cairo**, (K) Tulane | 3 | 2018 |
| **Saul, Rich**, (C/TE) Michigan State | 61/87 | 1970-81 |
| **Savatsky, Oliver**, (E) Miami (OH) | | 1937 |
| **Scales, Dwight**, (WR) Grambling | 87 | 1976-78 |
| **Scarry, Michael (Mo)**, (C) Waynesburg | 39 | 1944-45 |
| **Schad, Mike**, (G/T) Queens, Canada | 76 | 1987-88 |
| **Schenker, Nathan**, (T) Howard (Samford) | 38 | 1939 |
| **Schouman, Derek,** (TE) Boise State | 88 | 2010 |
| **Schuening, Roy**, (G) Oregon State | 67 | 2008 |
| **Schuh, Harry**, (T) Memphis State | 76/79 | 1971-73 |
| **Schultz, Eberle**, (T) Oregon State | 40 | 1945-47 |
| **Schumacher, Gregg**, (DE) Illinois | 81 | 1967-68 |
| **Schupbach, Orrin (Tex)**, (T) West Texas State | | 1942 |
| **Scibelli, Joe**, (G) Notre Dame | 71 | 1961-76 |
| **Scott, Chuck**, (WR) Vanderbilt | 84 | 1986 |
| **Scott, Darell,** (DT) Clemson | 97 | 2010 |
| **Scott, Nick,** (S) Penn State | 33 | 2019- |
| **Scott, Travis**, (G) Arizona State | 64 | 2002 |
| **Scribner, Rob**, (RB) UCLA | 33 | 1973-76 |
| **Scurlock, Mike**, (CB) Arizona | 22 | 1995-98 |
| **Seabright, Charles**, (QB) West Virginia | 25 | 1941 |
| **Seale, Sam**, (CB) Western State (CO) | 22 | 1993 |
| **Sears, Corey**, (DE) Mississippi State | 95 | 1998 |
| **Sebastian, Mike**, (B) Pittsburgh | 4 | 1937 |
| **Sehorn, Jason**, (S) USC | 42 | 2003 |
| **Selawski, Gene**, (T) Purdue | 70 | 1959 |
| **Sellers, Donald**, (WR/QB) New Mexico | 16 | 1997-97 |
| **Selvie, George,** (DE) South Florida | 67 | 2010 |
| **Sensabaugh, Coty**, (CB) Clemson | 21 | 2016 |
| **Septien, Rafael**, (K) Southwest Louisiana | 1 | 1977 |
| **Setterstrom, Mark**, (G) Minnesota | 66 | 2006-09 |
| **Severson, Jeff**, (DB) Long Beach State | 45 | 1979 |
| **Sewell, Harley**, (G) Texas | 66 | 1963 |
| **Shanle, Scott**, (LB) Nebraska | 54 | 2003 |
| **Shannon, Carver**, (DB/RB) Southern Illinois | 47 | 1962-64 |
| **Shaw, Bob**, (E) Ohio State | 60 | 1945-46, 49 |
| **Shaw, Glenn**, (RB) Kentucky | 34 | 1962 |

# Rams All-Time Roster

| | | |
|---|---|---|
| **Shaw, Nate**, (DB) USC | 44 | 1969-70 |
| **Shaw, Robert**, (E) Ohio State | 32 | 1945-46, 49 |
| **Shearin, Joe**, (G) Texas | 64 | 1983-84 |
| **Shelton, Coleman,** (C) Washington | 65 | 2019- |
| **Shepherd, Jacoby**, (CB) Oklahoma State | 22 | 2000-01 |
| **Sheppard, Ashley**, (LB) Clemson | 59 | 1995 |
| **Sherman, Rod**, (WR) USC | 86 | 1973 |
| **Sherman, Will**, (DB) St. Mary's (CA) | 43 | 1954-60 |
| **Shields, Sam**, (CB) Miami | 37 | 2018 |
| **Shirey, Frederick**, (T) Nebraska | 36 | 1940-41 |
| **Shiver, Ray**, (DB) Miami (FL) | 22 | 1956 |
| **Shivers, Jason**, (S) Arizona State | 30 | 2004 |
| **Shofner, Del**, (E) Baylor | 29 | 1957-60 |
| **Sickels, Garrett**, (OLB) Penn State | 56 | 2017- |
| **Sievers, Eric**, (TE) Maryland | 82 | 1988 |
| **Sikich, Rudolph**, (T) Minnesota | 48 | 1945 |
| **Simensen, Don**, (T) St. Thomas (MN) | 65/76 | 1951-52 |
| **Simington, Milton**, (T) Arkansas | 33 | 1941 |
| **Simmons, Jeff**, (WR) USC | 89 | 1983 |
| **Simpson, Bill**, (DB) Michigan State | 48 | 1974-78 |
| **Sims, Eugene,** (DE) West Texas A&M | 97 | 2010-16 |
| **Sims, George**, (DB) Baylor | 17 | 1949-50 |
| **Sims-Walker, Mike,** (WR) UCF | 10 | 2011 |
| **Sinnott, Greg**, (T) Utah State | 64 | 1987 |
| **Skoronski, Edmund**, (C) Purdue | | 1937 |
| **Skow, Jim**, (DE) Nebraska | 68 | 1992 |
| **Slater, Jackie**, (T) Jackson State | 78 | 1976-95 |
| **Slaton, Tony**, (C) USC | 61 | 1984-89 |
| **Slovak, Martin**, (RB) Toledo | 5 | 1939-41 |
| **Small, Torrance**, (WR) Alcorn State | 83 | 1997 |
| **Smart, Tanzel**, (DT) Tulane | 92 | 2017-19 |
| **Smilanich, Bronko**, (B) Arizona | 21 | 1939 |
| **Smith, Anthony,** (S), Syracuse | 26 | 2009 |
| **Smith, Billy Ray**, (DE) Arkansas | 80 | 1957 |
| **Smith, Bobby**, (DB) UCLA | 23 | 1962-65 |
| **Smith, Brian**, (LB) Auburn | 96 | 1989-90 |
| **Smith, Bruce**, (RB) Minnesota | 56 | 1948 |
| **Smith, Chris,** (CB) Northern Illinois | 36 | 2011 |
| **Smith, Doug**, (C) Bowling Green | 62 | 1978-91 |
| **Smith, Fernando**, (DE) Jackson State | 95 | 2000 |
| **Smith, Gaylon**, (RB) Southwestern (TN) | 10 | 1939-42 |
| **Smith, Jason,** (T) Baylor | 77 | 2009-11 |
| **Smith, Justin**, (LB) Indiana | 53 | 2003 |
| **Smith, Larry**, (RB) Florida | 38 | 1969-73 |
| **Smith, Lucious**, (CB) Cal State-Fullerton | 23 | 1980-82 |
| **Smith, Paul**, (RB) UTEP | 31 | 2006 |
| **Smith, Phil**, (WR) San Diego State | 88 | 1987 |
| **Smith, Raonall**, (LB) Washington State | 56 | 2006-07 |
| **Smith, Ron**, (DB) Wisconsin | 42 | 1968-69 |
| **Smith, Ron**, (QB) Richmond | 14 | 1965 |
| **Smith, Ron**, (WR) San Diego State | 84 | 1978-79 |
| **Smith, Sean**, (DT) Grambling | 97 | 1989 |
| **Smith, Shelley,** (G) Colorado State | 66 | 2012-13 |
| **Smith, Shevin**, (S) Florida State | 30 | 2000 |
| **Smith, Steve,** (WR) USC | 12 | 2012 |
| **Smith, Verda (V.T.)**, (RB) Abilene Christian | 77 | 1949-53 |
| **Smith, Vernice**, (G) Florida A&M | 62 | 1997 |
| **Smoker, Jeff**, (QB) Michigan State | 9/15 | 2004, 05 |
| **Smyth, Bill**, (T/TE) Cincinnati | 79 | 1947-50 |
| **Snow, Jack**, (WR) Notre Dame | 84 | 1965-75 |
| **Snyder, Robert**, (RB) Ohio | 4/13 | 1937-38 |
| **Sorensen, Nick**, (S) Virginia Tech | 41 | 2001-02 |
| **Spach, Stephen,** (TE) Fresno State | 81 | 2011 |
| **Spadaccini, Victor**, (QB) Minnesota | 33 | 1938-40 |
| **Sparkman, Alan**, (DT) Texas A&M | 44 | 1948-49 |
| **Spikes, Cameron**, (G) Texas A&M | 71/73 | 1999-2001 |
| **Spruce, Nelson**, (WR) Colorado | 86 | 2016 |
| **St. Clair, John**, (T) Virginia | 70 | 2000-03 |
| **Staat, Jeremy**, (DT) Arizona State | 95 | 2003 |
| **Stacy, Zac,** (RB) Vanderbilt | 30 | 2013-14 |
| **Stalcup, Jerry**, (LB) Wisconsin | 60 | 1960 |
| **Stams, Frank**, (LB) Notre Dame | 50 | 1989-91 |
| **Stanley, Derek**, (WR) Wisconsin-Whitewater | 19 | 2007-09 |
| **Starks, Max,** (T) Florida | 79 | 2013 |
| **Statuto, Art**, (C) Notre Dame | 21 | 1950 |
| **Stein, Bob**, (LB) Minnesota | 66 | 1973-74 |
| **Stemke, Kevin**, (P) Wisconsin | 2 | 2004 |
| **Stephen, Scott**, (LB) Arizona State | 50 | 1992 |
| **Stephens, John**, (E) Marshall | 25 | 1938 |
| **Stephens, Larry**, (DT) Texas | 50 | 1962 |
| **Stephenson, Dave**, (G) West Virginia | 34 | 1950 |
| **Steussie, Todd**, (T) California | 79 | 2006-07 |
| **Stevenson, Ralph**, (G) Oklahoma | 4 | 1940 |
| **Stewart, Darian,** (S) South Carolina | 20 | 2010-13 |
| **Stewart, Michael**, (S) Fresno State | 23 | 1987-93 |
| **Stiger, Jim**, (RB) Washington | 26 | 1965-67 |
| **Stills, Gary**, (LB) West Virginia | 55 | 2008 |
| **Stokes, Fred**, (DE) Georgia Southern | 65/60 | 1987-88, 93-95 |
| **Stokes, Tim**, (T) Oregon | 78 | 1974 |
| **Stoyanovich, Pete**, (K) Indiana | 3 | 2000 |
| **Stradford, Troy**, (RB) Boston College | 21 | 1992 |
| **Strickland, Fred**, (LB) Purdue | 53 | 1988-92 |
| **Strode, Woody**, (E) UCLA | 39 | 1946 |
| **Strofolino, Mike**, (LB) Villanova | 61 | 1965 |
| **Strugar, George**, (DT) Washington | 77 | 1957-61 |
| **Stuart, Roy**, (G) Tulsa | 45 | 1942 |
| **Studstill, Pat**, (WR/P) Houston | 28 | 1968-71 |
| **Stukes, Charlie**, (CB) Maryland Eastern Shore | 47 | 1973-74 |
| **Styles, Lorenzo**, (LB) Ohio State | 51 | 1997-2000 |
| **Sucic, Steve**, (RB) Illinois | 46 | 1946 |
| **Suh, Ndamukong**, (DT) Nebraska | 93 | 2018 |
| **Sullivan, John**, (C) Notre Dame | 65 | 2017-18 |
| **Sully, Ivory**, (DB) Delaware | 37 | 1979-84 |
| **Sutton, Mickey**, (CB) Montana | 49 | 1986-88, 90 |
| **Svare, Harland**, (LB) Washington State | 76/51 | 1953-54 |
| **Swain, Bill**, (LB) Oregon | 52 | 1963 |
| **Swanson, Pete**, (G) Stanford | 68 | 2000 |
| **Sweet, Joe**, (WR) Tennessee State | 82 | 1972-73 |
| **Sweetan, Karl**, (QB) Wake Forest | 10 | 1969-70 |
| **Swinson, Corey**, (OL) Hampton | 66 | 1995 |

## T

| | | |
|---|---|---|
| **Talbert, Diron**, (DT) Texas | 72 | 1967-70 |
| **Talib, Aqib**, (CB) Kansas | 21 | 2018-2019 |
| **Tarbox, Bruce**, (G) Syracuse | 61 | 1961 |
| **Tatupu, Mosi**, (FB) USC | 30 | 1991 |
| **Taylor, Cecil**, (RB) Kansas State | 48 | 1955-57 |
| **Taylor, Tom**, (G) Georgia Tech | 62 | 1987 |
| **Taylor, Travis**, (WR) Florida | 18 | 2007 |
| **Teeuws, Len**, (T) Tulane | 74 | 1952-53 |
| **Tercero, Scott**, (G) California | 63 | 2003-04 |
| **Terrell, Claude**, (G) New Mexico | 75 | 2005-07 |
| **Terrell, Pat**, (S) Notre Dame | 37 | 1990-93 |
| **Thomas, Ben**, (DT) Auburn | 94 | 1991 |
| **Thomas, Bob**, (RB) Arizona State | 35 | 1971-72 |
| **Thomas, Cam**, (DT) North Carolina | 92 | 2016 |
| **Thomas, Chris**, (WR) Cal Poly-SLO | 83 | 1999-2000 |
| **Thomas, Clendon**, (RB) Oklahoma | 46/35 | 1958-61 |
| **Thomas, Hollis,** (DT) Northern Illinois | 93 | 2009 |
| **Thomas, J.T.**, (WR) Arizona State | 18/87 | 1995-98 |
| **Thomas, Jemea**, (CB) Georgia Tech | 35 | 2014 |
| **Thomas, Jewerl**, (RB) Arizona State | 33 | 1980-82 |
| **Thomas, Kelly**, (T) USC | 73 | 1987 |
| **Thomas, Michael**, (WR) Southern Mississippi | 13/88 | 2016-19 |
| **Thomas, Pat**, (CB) Texas A&M | 27 | 1976-82 |
| **Thomas, Robert**, (LB) UCLA | 55 | 2002-04 |
| **Thomas, Rodney**, (CB) BYU | 21 | 1991 |
| **Thomason, Bob**, (QB) VMI | 65 | 1949 |
| **Thompson, Anthony**, (RB) Indiana | 32 | 1992 |
| **Thompson, Carlos**, (OLB) Mississippi | 53 | 2017 |
| **Thompson, David**, (RB) Oklahoma State | 28 | 1997-98 |
| **Thompson, Dominique**, (WR) William & Mary | 17 | 2005 |
| **Thompson, Ernie**, (FB) Indiana | 32 | 1991 |
| **Thompson, Harry**, (G) UCLA | 66/44 | 1950-54 |
| **Thorpe, Wilfred**, (G) Arkansas | 26 | 1941-42 |
| **Thrift, Cliff**, (LB) East Central Oklahoma | 52 | 1986 |
| **Timmerman, Adam**, (G) South Dakota | 62 | 1999-2006 |
| **Tinoisamoa, Pisa**, (LB) Hawaii | 50 | 2003-08 |
| **Tiumalu, Casey**, (RB) BYU | 42 | 1987 |
| **Toogood, Charley**, (DT/T) Nebraska | 78 | 1951-56 |
| **Toomer, Korey**, (LB) Idaho | 59 | 2014 |
| **Toon, Nick,** (WR) Wisconsin | 81 | 2015 |
| **Toston, Keith,** (RB) Oklahoma State | 38 | 2010 |
| **Towler, Dan**, (RB) Washington & Jefferson | 32 | 1950-55 |
| **Trautwein, Phil,** (T) Florida | 64 | 2009 |
| **Trejo, Stephen**, (RB) Arizona State | 34 | 2004 |
| **Trewyn, Nate** (C) Wisconsin-Whitewater | 60 | 2019 |
| **Truax, Billy**, (TE) LSU | 87 | 1964-70 |
| **Tucker, Rex**, (T/G) Texas A&M | 66 | 2005 |
| **Tucker, Ryan**, (C/G/T) TCU | 50 | 1997-2001 |
| **Tucker, Wendell**, (WR) South Carolina State | 14 | 1967-70 |
| **Tuckey, Richard**, (RB) Manhattan | 37 | 1938 |
| **Tuiasosopo, Navy**, (C) Utah State | 68 | 1987 |
| **Turley, Kyle**, (T) San Diego State | 68 | 2003 |
| **Turk, Matt**, (P) Wisconsin-Whitewater | 1 | 2006 |
| **Turner, James**, (C) Oklahoma A&M | 13 | 1937 |
| **Turner, Larry**, (C/G) Eastern Kentucky | 64/63 | 2004, 05-06 |

# Rams All-Time Roster

| | | |
|---|---|---|
| **Turner, Robert,** (C/G), New Mexico | 59 | 2012 |
| **Turner, Vernon**, (WR) Carson-Newman | 82 | 1991-92 |
| **Tuten, Rick**, (P) Florida State | 11 | 1998-99 |
| **Tyler, Wendell**, (RB) UCLA | 26 | 1977-82 |
| **Tyrrell, Tim**, (RB) Northern Illinois | 32 | 1986-88 |

## U

| | | |
|---|---|---|
| **Underwood, Forest**, (T/G) Davis & Elkins | 11 | 1937 |
| **Uzdavinis, Walter**, (E) Fordham | 20 | 1937 |

## V

| | | |
|---|---|---|
| **Valdez, Vernon**, (DB) San Diego | 47 | 1960 |
| **Valerio, Joe**, (G) Pennsylvania | 64 | 1996 |
| **Van Brocklin, Norm**, (QB) Oregon | 25/11 | 1949-57 |
| **Vann, Norwood**, (LB) East Carolina | 51 | 1984-87 |
| **Varrichione, Frank**, (T) Notre Dame | 70 | 1961-65 |
| **Vasicek, Vic**, (LB) Texas | 35 | 1950 |
| **Veltung, Justin,** (WR) Idaho | 19 | 2013 |
| **Verstegen, Mike**, (G) Wisconsin | 67 | 1998 |
| **Villanueva, Danny**, (P/K) New Mexico State | 11 | 1960-64 |
| **Vinnett, Darius**, (CB) Arkansas | 31 | 2007 |
| **Vobora, David**, (LB) Idaho | 58 | 2008-10 |
| **Von Sonn, Andy**, (LB) UCLA | 46 | 1964 |

## W

| | | |
|---|---|---|
| **Waddy, Billy**, (WR) Colorado | 80 | 1977-81 |
| **Wade, Bill**, (QB) Vanderbilt | 9 | 1954-60 |
| **Wade, Jonathan**, (CB) Tennessee | 20 | 2007-09 |
| **Wahlroos, Drew**, (LB) Colorado | 58 | 2004-05 |
| **Walker, Aaron**, (TE) Florida | 87 | 2005-07 |
| **Walker, Glen**, (P) USC | 19 | 1977 |
| **Walker, Marquis**, (CB) Southeast Missouri State | 38 | 1996-97 |
| **Walker, Tyrunn**, (DT) Tulsa | 95 | 2017 |
| **Wallace, Jackie**, (DB) Arizona | 20 | 1977-79 |
| **Waller, Ron**, (RB) Maryland | 27 | 1955-58 |
| **Wallerstedt, Brett**, (LB) Arizona State | 53 | 1997 |
| **Walls, Lenny**, (CB) Boston College | 27 | 2007 |
| **Walsh, Steve**, (QB) Miami (FL) | 4 | 1996 |
| **Walton, Shane**, (S) Notre Dame | 38 | 2003 |
| **Ward, Phillip**, (LB) UCLA | 55 | 1998 |
| **Wardlow, Duane**, (DE) Washington | 89/83 | 1954-56 |
| **Warner, Curt**, (RB) Penn State | 21 | 1990 |
| **Warner, Kurt**, (QB) Northern Iowa | 10/13 | 1998-2003 |
| **Washington, Brandon,** (G) Miami (Fla.) | 70 | 2013-14 |
| **Washington, Chauncey,** (RB) USC | 33 | 2010 |
| **Washington, James**, (S) UCLA | 37 | 1998-89 |
| **Washington, Ken**, (RB/DB) UCLA | 13 | 1946-48 |
| **Waterfield, Bob**, (QB/DB/K) UCLA | 7 | 1945-52 |
| **Watkins, Rokevious,** (G) South Carolina | 73 | 2012 |
| **Watkins, Sammy**, (WR) Clemson | 12 | 2017 |
| **Watson, Justin**, (RB) San Diego State | 36 | 1999-2002 |
| **Wattelet, Frank**, (S) Kansas | 41 | 1987 |
| **Watts, Trey**, (RB) Tulsa | 42 | 2014-15 |
| **Weary, Fred**, (CB) Florida | 32 | 2003 |
| **Webster, Kayvon**, (CB) South Florida | 21 | 2017 |
| **Webster, Nsimba,** (WR) Eastern Washington | 14 | 2019- |
| **Weddle, Eric,** (S) Utah | 32 | 2019 |
| **Welch, Thomas,** (T) Vanderbilt | 72 | 2011 |
| **Welker, Wes,** (WR) Texas Tech | 19 | 2015 |
| **Wells, Scott,** (C) Tennessee | 63 | 2012-14 |
| **Wendryhoski, Joe**, (C) Illinois | 54 | 1964-66 |
| **West, Pat**, (RB) USC | 36 | 1945-48 |
| **West, Stan**, (NG) Oklahoma | 11/64 | 1950-54 |
| **West, Walter**, (RB) Pittsburgh | 21 | 1944 |
| **Westbrooks, Ethan**, (DE) West Texas A&M | 93/95 | 2014-18 |
| **Westbrooks, Greg**, (LB) Colorado | 57 | 1979-80 |
| **White, Alberto**, (DE) Texas Southern | 94 | 1995-96 |
| **White, Charles**, (RB) USC | 33 | 1985-88 |
| **White, Dwayne**, (G) Alcorn State | 67 | 1995-96 |
| **White, Lee**, (RB) Weber State | 44 | 1971 |
| **White, Leon**, (LB) BYU | 55 | 1992-93 |
| **White, Russell**, (RB) California | 44 | 1993 |
| **Whitley, James**, (CB) Michigan | 27 | 2002-03 |
| **Whitmyer, Nat**, (DB) Washington | 44 | 1963 |
| **Whittenton, Jesse**, (DB) Texas Western | 44 | 1956-57 |
| **Whittingham, Carey**, (LB) BYU | 57 | 1987 |
| **Whittingham, Fred**, (LB) Cal Poly-SLO | 55 | 1964 |
| **Whittingham, Kyle**, (LB) BYU | 52 | 1987 |
| **Whitworth, Andrew**, (T) LSU | 77 | 2017- |
| **Wichmann, Cody,** (G), Fresno State | 69 | 2015-16 |
| **Wiegert, Zach**, (G) Nebraska | 73 | 1995-98 |
| **Wilbur, John**, (G) Stanford | 60 | 1970 |
| **Wilcher, Mike**, (LB) North Carolina | 94 | 1983-90 |
| **Wilkins, Jeff**, (K) Youngstown State | 14 | 1997-2007 |
| **Wilkins, Roy**, (LB) Georgia | 78 | 1958-59 |
| **Wilkins, Terrence**, (WR) Virginia | 82 | 2002 |
| **Wilkinson, Jerry**, (DE) Oregon State | 70 | 1979 |
| **Williams, Aeneas**, (CB/S) Southern (LA) | 35 | 2001-04 |
| **Williams, Alonzo**, (RB) Mesa (CO) | 31 | 1987 |
| **Williams, Billy**, (WR) Tennessee | 19 | 1995-96 |
| **Williams, Brandon**, (WR) Wisconsin | 16 | 2007 |
| **Williams, Charlie**, (WR) Prairie View | 83 | 1970 |
| **Williams, Chris,** (G/T) Vanderbilt | 65 | 2012-13 |
| **Williams, Clarence**, (DB) Washington State | 24 | 1965-72 |
| **Williams, Damian**, (WR) USC | 10 | 2014 |
| **Williams, Darious**, (CB) UAB | 31 | 2018- |
| **Williams, Darrell,** (T) South Florida | 63 | 2015, 2017 |
| **Williams, Eric**, (LB) USC | 66 | 1982-83 |
| **Williams, Frank**, (RB) Pepperdine | 36 | 1961-64 |
| **Williams, Grant**, (T) Louisiana Tech | 77 | 2002-04 |
| **Williams, Henry**, (DB) San Diego State | 25 | 1983 |
| **Williams, Jay**, (DE) Wake Forest | 96 | 1994-99 |
| **Williams, Jeff**, (T) Rhode Island | 62 | 1977 |
| **Williams, Jerry**, (DB) Washington State | 33/22 | 1949-52 |
| **Williams, Joe**, (B) Ohio State | | 1937 |
| **Williams, John**, (T) Minnesota | 75 | 1972-79 |
| **Williams, Mark**, (LB) Ohio State | 56 | 1996 |
| **Williams, Mike**, (DB) LSU | 28 | 1983 |
| **Williams, Nick**, (WR) Connecticut | 15 | 2018 |
| **Williams, Roger**, (DB) Grambling | 46 | 1971-72 |
| **Williams, Roland**, (TE) Syracuse | 86/88 | 1998-2000, 05 |
| **Williams, Sam**, (DE) Michigan State | 88 | 1959 |
| **Williams, Travis**, (RB) Arizona State | 25 | 1971 |
| **Williamson, Greg**, (CB) Fresno State | 43 | 1987 |
| **Willig, Matt**, (T) USC | 77 | 1999, 2005 |
| **Wilson, Ben**, (RB) USC | 36 | 1963-65 |
| **Wilson, Gordon**, (T) Texas Mines | 21 | 1941 |
| **Wilson, Jack**, (RB) Baylor | 50 | 1946-47 |
| **Wilson, Jim**, (T) Georgia | 77 | 1968 |
| **Wilson, John**, (E) Case Western Reserve | 12 | 1939-42 |
| **Wilson, Karl**, (DE) LSU | 77 | 1991 |
| **Wilson, Ramik**, (LB) Georgia | 52 | 2018 |
| **Wilson, Tom**, (RB) no college | 37/24 | 1956-61 |
| **Winkler, Jim**, (DT) Texas A&M | 38/78 | 1951-52 |
| **Winkler, Joseph**, (C) Purdue | 25 | 1945 |
| **Winston, Kelton**, (DB) Wiley | 47 | 1967-68 |
| **Wisne, Jerry**, (T) Notre Dame | 71 | 2002 |
| **Wistrom, Grant**, (DE) Nebraska | 98 | 1998-2003 |
| **Witherspoon, Will**, (LB) Georgia | 51 | 2006-08, 2013 |
| **Withrow, Cory**, (C) Washington State | 61 | 2008 |
| **Wojcik, Greg**, (DT) USC | 78 | 1971 |
| Wolf, Ethan (TE) Tennessee | 84 | 2019 |
| **Wolford, John** (QB) Wake Forest | 9 | 2019- |
| **Wolfley, Ron**, (RB) West Virginia | 30 | 1995 |
| **Woodlief, Doug**, (LB) Memphis State | 57 | 1965-69 |
| **Woods, Robert**, (WR) USC | 17 | 2017- |
| **Woods, Tony**, (DE) Pittsburgh | 91 | 1993 |
| **Worden, James**, (RB) Waynesburg | 21 | 1945 |
| **Worthington, Doug**, (DT) Ohio State | 92 | 2015 |
| **Wright, Alexander**, (WR) Auburn | 89 | 1995-96 |
| **Wright, Alvin**, (NT) Jacksonville State | 99 | 1986-92 |
| **Wright, Toby**, (S) Nebraska | 32 | 1994-98 |
| **Wroten, Claude**, (DT) LSU | 99 | 2006-07 |

## Y

| | | |
|---|---|---|
| **Yagiello, Ray**, (G) Catawba | 54 | 1948-49 |
| **Yary, Ron**, (T) USC | 73 | 1982 |
| **Young, Brian**, (DT) UTEP | 66 | 2000-02 |
| **Young, Charle**, (TE) USC | 86 | 1977-79 |
| **Young, Kenny,** (LB) UCLA | 41 | 2019- |
| **Young, Michael**, (WR) UCLA | 88 | 1985-88 |
| **Young, Robert**, (DE) Mississippi State | 76 | 1991-95 |
| **Young, Trevon**, (OLB) Louisville | 49 | 2018 |
| **Youngblood, George**, (DB) Cal State-Los Angeles | 45 | 1966 |
| **Youngblood, Jack**, (DE) Florida | 85 | 1971-84 |
| **Youngblood, Jim**, (LB) Tennessee Tech | 53 | 1973-84 |
| **Younger, Paul (Tank)**, (RB/LB) Grambling | 13/35 | 1949-57 |

## Z

| | | |
|---|---|---|
| **Zeman, Ed** (S) Fort Lewis | 13/35 | 1987 |
| **Zendejas, Tony** (K) Nevada | 10 | 1991-93 |
| **Zgonina, Jeff** (DT) Purdue | 90 | 1999-02 |
| **Zilly, Jack** (TE/DE) Notre Dame | 42/56 | 1947-51 |
| **Zirinsky, Walter** (RB) Lafayette | 16 | 1945 |

# Rams All-Time Roster

| | | |
|---|---|---|
| **Zoll, Richard** (G) Indiana | 26/20 | 1937-38 |
| **Zontini, Louis** (B) Notre Dame | 23 | 1944 |
| **Zuerlein, Greg** (K) Missouri Western | 4 | 2012-19 |

# Rams All-Time Practice Squad Roster

The listed players were members of the Rams' developmental/practice squad for at least a portion of the year indicated. The current day practice squad came into being in 1990 after the NFL instituted the "developmental squad" in 1989 and changed the name one year later to the practice squad.

| NAME, (POSITION) COLLEGE | RAMS YEARS |
|---|---|
| **A** | |
| **Adams, Harry,** WR, Auburn | 2013 |
| **Adams, Kris,** WR, Texas El-Paso | 2011 |
| **Ah You, C.J.** DE, Oklahoma | 2007-08 |
| **Alexander, Adonis,** DB, Virginia Tech | 2019 |
| **Alexander, Danario,** WR, Missouri * | 2010 |
| **Allen, Brandon**, QB, Arkansas * | 2018 |
| **Allen, Dakota,** LB, Texas Tech # | 2019 |
| **Allen, Denicos,** LB, Michigan State | 2013 |
| **Anelli, Mark,** TE, Wisconsin | 2006 |
| **Anthony, Corwin,** TE, UCLA | 1991 |
| **Arkin, David,** G, Missouri State * | 2015-16 |
| **Ashe, Richard,** TE, Humboldt State (CA) * | 1989-90 |
| **Asiodu. K.C.,** LB, Central Oklahoma * | 2009 |
| **B** | |
| **Baker, Steven,** T, East Carolina | 2014 |
| **Ball, Lance,** RB, Maryland | 2008 |
| **Banks, Cornell,** DT, Fresno State | 2011 |
| **Barnes, Tim,** C, Missouri * | 2011 |
| **Bassey, Eric,** CB/S, Oklahoma * | 2007-08 |
| **Battle, Isaiah,** T, Clemson | 2015-16 |
| **Beeler, Chase,** C, Stanford | 2012 |
| **Belin, Chuck,** G, Wisconsin *# | 1993 |
| **Berlin, Brock,** QB, Miami (FL) * | 2007 |
| **Blake, Emory,** WR, Auburn | 2013-14 |
| **Blanton, Kendall,** TE Missouri * | 2019 |
| **Blevins, Darrius,** WR, Memphis * | 1999 |
| **Boehm, Evan,** G, Missouri | 2018 |
| **Bond, Travis**, T, North Carolina | 2014 |
| **Boudreaux, Frank,** DE, Northwestern * | 1993 |
| **Brady, Rickey,** TE, Oklahoma *# | 1994 |
| **Brake, Mike,** TE, Akron * | 2004 |
| **Brandstater, Tom,** QB, Fresno State * | 2011 |
| **Brasher, Bob,** TE, Arizona State | 1994 |
| **Brodine, Mason,** DE, Nebraska-Kearney * | 2012-13 |
| **Brown, Aaron,** LB, Hawaii # | 2012 |
| **Brown, Antonio,** T, Illinois | 2000 |
| **Brown, Darwin,** CB, Texas Tech | 1999 |
| **Brown, Fred**, WR, Mississippi State | 2017 |
| **Brown, Jonathan,** DE, Tennessee * | 2001 |
| **Brown, Kourtnei**, DE, Clemson | 2014 |
| **Brown, Malcolm,** RB, Texas * | 2015 |
| **Brown, Marcus,** CB, McNeese State | 2009 |
| **Brown, Michael,** DE, Howard | 2006 |
| **Brown, Sammy,** LB, Houston * | 2012-13 |
| **Brown, Shannon,** DT, Alabama | 1997 |
| **Brown, Travis,** WR, New Mexico | 2008 |
| **Broyles, James,** G, Southwest Missouri State * | 2002 |
| **Bryant, Christian**, S, Ohio State *# | 2014, 2015 |
| **Bryant, Omarius**, DT, Western Kentucky | 2017 |
| **Buchanan, Richard,** WR, Northwestern * | 1993 |
| **Bulger, Marc,** QB, Pittsburgh * | 2000 |
| **Burley, Marcus,** DB, Delaware | 2013 |
| **Burley, Nick**, DE, Fresno State | 2003-04 |
| **Burney, Kendric,** CB, North Carolina | 2011 |
| **Butler, Eric.** TE, Mississippi State | 2009 |
| **C** | |
| **Caddell, Matt,** WR, Alabama | 2008 |
| **Calahan, Jeremy,** DT, Rice * | 2005 |
| **Campion, Pete,** T, North Dakota State * | 2002 |
| **Capizzi, Jason,** T, Indiana (PA) | 2008 |
| **Carlson, Jeff**, QB, Weber State | 1989 |
| **Carr, Derrick,** DT, Bowling Green | 1990 |
| **Carter, Jeremy,** WR, Western Carolina | 2005 |
| **Cecil, Toby,** G, Texas Tech | 2004-05 |
| **Chiles, John,** WR, Texas | 2011 |
| **Chorak, Jason,** LB, Washington # | 1998 |
| **Chubb, Brandon,** LB, Wake Forest | 2016 |
| **Cohen, Dustin,** LB, Miami, Ohio * | 2001 |
| **Coleman, Michael**, WR, Widener | 2003-04 |
| **Conover, Sean,** TE, Bucknell | 2009 |
| **Conrath, Matt**, DT, Virginia * | 2014 |
| **Copeland, Marquise,** DT Cincinnati | 2019 |
| **Countess, Blake,** DB, Auburn * | 2016 |
| **Couplin, Jerome,** DB, William & Mary | 2016 |
| **Cox, Aaron,** WR, Arizona State *# | 1992 |
| **Crews, Terry**, LB, Western Michigan *# | 1991 |
| **Crosby, Clifton,** CB, Maryland * | 1999-2000 |
| **Cudjo, Jermelle,** DT, Central Oklahoma * | 2010 |
| **Cunningham, Justice,** TE, South Carolina * | 2013-15 |
| **D** | |
| **Davis, Cody,** S, Texas Tech * | 2013 |
| **Davis, Paschall,** LB, Texas A&M * | 1995 |
| **Dawson, Curry**, DT, Angelo State (TX) | 2003 |
| **Deayon, Dont'e**, DB Boise State * | 2018-19 |
| **Delpino, Robert,** RB, Missouri *# | 1992 |
| **Dielman, J.J.,** G, Utah | 2018 |
| **Douglas, Dominic**, LB, Mississippi State * | 2009 |
| **Douglas, Maurice,** RB, Northwest Missouri State | 2002 |
| **Douzable, Leger**, DT, Central Florida * | 2009 |
| **Dukes, Clifford,** DE, Michigan State * | 2005 |
| **Dulick, Jason,** WR, Illinois | 1997 |
| **Dupree, Marcus,** RB, Southern Mississippi *# | 1990-91 |
| **Durham, Landis,** OLB Texas A&M | 2019 |
| **E** | |
| **Earle, John,** C, Western Illinois | 1996 |
| **Edwards, Larry,** LB, North Carolina | 2007 |
| **Eldrenkamp, Jake**, C Washington | 2017 |
| **English, Otis,** DT, McNeese State | 1999 |
| **Esters, Jeff,** DE, Pittsburgh | 1993 |
| **Evans, Troy,** LB, Cincinnati | 2001 |
| **F** | |
| **Farr, Mel,** FB, UCLA * | 1989 |
| **Favorite, Marlon**, DT, LSU | 2009 |
| **Fichtel, Brad,** C, Eastern Illinois *# | 1993-94 |
| **Filani, Joel,** WR, Texas Tech | 2008 |
| **Finger, Dauntaé,** TE, North Carolina | 2002 |
| **Fort, Neal,** T, BYU | 1991 |
| **Fowler, Eric,** WR, Grand Valley State | 2007 |
| **Fox, Morgan,** DE, Colorado State-Pueblo * | 2016 |
| **Fry, Dustin,** C, Clemson *# | 2007-08 |
| **G** | |
| **Gary, Willie,** S, Kentucky * | 2001 |
| **Gervase, Jake,** S Iowa * | 2019 |
| **Gideon, Sherrod,** WR, Southern Mississippi | 2001 |
| **Gilbert, Garrett**, QB, Southern Methodist # | 2014 |
| **Gilreath, David,** WR, Wisconsin | 2011 |
| **Gordy, Josh,** CB, Central Michigan * | 2011 |
| **Grady, Adrian,** DT, Louisville | 2009 |
| **Graham, Cameron,** TE, Louisville | 2012 |
| **Gray, Jerry**, CB, Texas *# | 1990 |
| **Green, Aaron,** RB, TCU * | 2016 |
| **Griffin, Courtney,** CB, Fresno State * | 1992-93 |
| **Grigsby, Nicholas,** LB, Pittsburgh * | 2016 |
| **Guidugli, Ben,** TE, Cincinnati * | 2011 |
| **H** | |
| **Hagans, Marques,** WR, Virginia *# | 2006 |
| **Hagen, Jacob,** DB, Liberty | 2015 |
| **Hakim, Saalim,** WR, Palomar Coll. CA (J.C.) | 2012 |
| **Hammond, Vance,** DT, Clemson | 1991 |
| **Harkey, Cory,** TE, UCLA * | 2012 |
| **Harper, Shawn,** G, Indiana | 1992 |
| **Harris, Kelvin,** C, Miami, Fla. # | 1992 |
| **Harrison, Tony**, WR, Texas A&M | 1994 |
| **Hartley, Frank,** TE, Illinois | 1991 |
| **Harvey, Brandyn,** WR, Villanova | 2012 |
| **Hatfield, Dominique**, CB, Utah * | 2017, 2018 |
| **Hawkins, Bill,** DE, Miami, Fla. *# | 1991 |
| **Haws, Robert,** T, Northern Arizona | 2002 |
| **Helming, Ryan,** QB, Northern Iowa | 2002 |
| **Hemingway, Temarrick,** TE South Carolina State * | 2018 |
| **Henderson, John,** DT, Southern Mississippi | 2011 |
| **Henley, June,** RB, Kansas * | 1997 |
| **Henley, Thomas,** WR, Stanford | 1989 |
| **Hesse, Jon,** LB, Nebraska * | 1998 |
| **Hill, Troy,** CB, Oregon * | 2016 |
| **Hobbs, Gary,** T, Arkansas | 2002 |
| **Hodge, KhaDarel,** WR, Prairie View A&M * | 2018 |
| **Hodges, Zach,** LB/DB, Harvard | 2015 |
| **Holley, Terry,** S, Rice | 2005 |
| **Holliday, Marcus,** RB, Memphis State * | 1996 |
| **Hooey, Sean,** OL, Cincinnati | 2013 |

# Rams All-Time Practice Squad Roster

| | |
|---|---|
| **Howard, Todd,** CB, Michigan | 2002-04 |
| **Howard, Travin**, LB, Texas Christian # | 2018 |
| **Hughes, Kevin,** G/T, SE Louisiana * | 2011 |
| **Hyder, Gaylon,** DE, TCU * | 2000 |

## I

| | |
|---|---|
| **Ivy, Mortty,** LB, West Virginia | 2010 |

## J

| | |
|---|---|
| **Jackson, Curtis,** WR, Texas | 2000 |
| **Jackson, Keith,** DT, Arkansas # | 2007 |
| **Johnson, Curtis**, LB, Clark Atlanta | 2010 |
| **Johnson, Isaiah,** DB, Georgia Tech * | 2016 |
| **Johnson, J.R.**, LB, Syracuse * | 2003 |
| **Johnson, Marquis**, DB, Alabama *# | 2010 |
| **Johnson, Nick,** (WR), Henderson State | 2012 |
| **Johnson, Randell,** LB, Florida Atlantic | 2016 |
| **Jones, Bryan,** LB, Oregon State | 1999 |
| **Jones, Chris,** LB, Clemson | 2001 |
| **Jones, Daniel,** WR, Utah | 1999 |
| **Jones, Lenny,** DE, Nevada | 2016 |
| **Jones, Nate,** WR, Texas * | 2008-09 |
| **Jordan, Michael,** DB, Missouri Western * | 2016 |

## K

| | |
|---|---|
| **Keenum, Case**, QB, Houston * | 2014 |
| **Kelly, John** RB, Tennessee *# | 2019 |
| **Kelm, Larry,** LB, Texas A&M # | 1990 |
| **Kempfert, David,** C, Montana | 1997 |
| **King, Andy,** T, Illinois State * | 2002 |
| **King, Mitch,** DT, Iowa | 2010 |
| **King, Tyler,** DE, Connecticut | 2006 |
| **Kirksey, Jon,** G/DT, Sacramento State * | 1995 |
| **Knight, Derrick,** RB, Boston College | 2005 |
| **Kolone, Jeremiah,** G, San Jose State | 2018-19 |
| **Krieger-Coble, Henry**, TE, Iowa | 2017-18 |

## L

| | |
|---|---|
| **Lambert, Terrail**, CB, Notre Dame | 2010 |
| **Laskey, Zach,** FB, Georgia Tech | 2015 |
| **Lay, Josh,** CB, Pittsburgh | 2006-07 |
| **Leggett, Jerry,** LB, Cal-State Fullerton | 1989 |
| **Leonard, Rick,** T, Florida State | 2018 |
| **Lester, Tim,** RB, Eastern Kentucky * | 1992 |
| **Lewis, Derek,** TE, Texas | 1999-2000 |
| **Lewis, Mark,** G, Oregon | 2009 |
| **Lewis, Thaddeus,** QB, Duke | 2010 |
| **Lomack, Tony,** WR, Florida | 1990 |
| **Long, Deon,** WR, Maryland | 2015 |
| **Longacre, Matt,** DE, Missouri State * | 2015 |
| **Looker, Dane,** WR, Washington * | 2002 |
| **Lossow, Rodney,** C, Wisconsin | 1989 |
| **Loyd, Jeremy**, LB, Iowa State * | 2003 |
| **Lutrus, Scott,** LB, Connecticut | 2011 |
| **Lynch, Shawn,** C, Duke | 2005 |

## M

| | |
|---|---|
| **Magee, Terrance,** RB, LSU | 2016 |
| **Magro, Marc,** LB, West Virginia | 2008 |
| **Malan, Mike,** RB, Brown | 2002 |
| **Martin, Jamie,** QB, Weber State * | 1993 |
| **Martin, Marcus,** DE, Slippery Rock | 2018 |
| **Mathews, Greg,** WR, Michigan | 2010 |
| **McCaslin, Eugene,** LB, Florida | 2001 |
| **McCoy, Jamie,** FB, Texas A&M | 2010 |
| **McFadden, Marshall**, LB, South Carolina State * | 2014 |
| **McGarigle, Tim,** LB, Northwestern *# | 2006 |
| **McGee, Brandon,** CB, Miami (FL) | 2015 |
| **McGrorty, Dusty,** RB, Southern Oregon * | 2004 |
| **McKee, Ryan,** T, Southern Mississippi | 2010-11 |
| **McKinney, Jeremy,** G, Iowa * | 1998 |
| **McKinzy, Cassanova,** LB, Auburn | 2016 |
| **McRae, Brandon,** WR, Mississippi State | 2010 |
| **McRoberts, Paul,** WR, Southeast Missouri St. * | 2016-17 |
| **McSurdy, Caleb,** LB, Montana | 2013 |
| **McWilliams, Jason**, LB, Western Illinois | 2003 |
| **Messner, Mark,** LB, Michigan * | 1989 |
| **Michell, Barry,** DT, Idaho | 1999 |
| **Michna, Russ,** QB, Western Illinois | 2004 |
| **Middleton, Brandon,** WR, Houston | 2004-05 |
| **Miller, Brit,** FB, Illinois * | 2010 |
| **Miller, Bronzell,** DE, Utah # | 1995 |
| **Miller, Drew**, C, Florida | 2009-10 |
| **Mitchell, Steven,** WR, USC | 2018 |
| **Moore, Eric,** DE, Florida State * | 2007 |
| **Moore, Jay**, LB, Nebraska | 2009 |
| **Morgan, Matt,** T, Pittsburgh * | 2004-05 |
| **Moss, Brent,** RB, Wisconsin * | 1995 |
| **Mundt, Johnny**, TE, Oregon * | 2017 |
| **Murphy, Kyle,** T Stanford | 2018 |
| **Myles, Lamar**, LB, Louisville | 2009 |

## N

| | |
|---|---|
| **Nead, Spencer,** TE/RB, BYU * | 2003 |
| **Neary, Aaron,** OL, Eastern Washington * | 2018 |
| **Nelson, Jonathan,** S, Oklahoma # | 2011 |
| **Ness, Nate,** DB, Arizona * | 2011 |
| **Newell, Mike,** C, Colorado State | 2000-01 |
| **Newson, Tony,** LB, Utah State | 2004 |
| **Nixon, David,** LB, Brigham Young * | 2010 |
| **Nixon, Taurean**, CB, Tulane | 2017 |
| **Northrup, Reggie,** LB, Florida St. | 2016 |
| **Nsekhe, Ty,** (T), Texas State * | 2012 |

## O

| | |
|---|---|
| **O'Berry, Herman,** CB, Oregon *# | 1996 |
| **Ogbonnaya, Chris**, RB, Texas *# | 2009 |
| **Oldenburg, Clint,** T, Colorado State | 2008 |

## P

| | |
|---|---|
| **Pahukoa, Jeff,** G, Washington *# | 1991 |
| **Parker, Steven,** DB, Oklahoma | 2018 |
| **Parks, Cord**, WR/CB, Northeastern * | 2009 |
| **Parquet, Jeremy,** T, Southern Mississippi * | 2007 |
| **Patrick, Kevin,** DE, Miami, Fla. | 1994 |
| **Patterson, Eric,** CB, Ball State * | 2015 |
| **Patterson, Roosevelt,** G, Alabama | 1994 |
| **Peck, Jared,** T, North Dakota State | 2002 |
| **Perez, Luis,** QB Texas A&M-Commerce | 2018 |
| **Peterson, Kevin,** CB, Oklahoma St. | 2016 |
| **Phinisee, Justin,** CB, Oregon | 2007 |
| **Piel, Mike,** DT, Illinois *# | 1991 |
| **Pointer, Quinton,** (S), UNLV * | 2012-13 |
| **Polite, Jachai,** LB, Florida | 2019 |
| **Poppinga, Kelly,** LB, BYU | 2008 |
| **Powlus, Ron,** QB, Notre Dame | 1998 |
| **Price, Ejuan**, OLB, Pittsburgh *# | 2017 |
| **Price, Jim,** TE, Stanford * | 1990 |
| **Proehl, Austin,** WR, North Carolina | 2018 |

## R

| | |
|---|---|
| **Radway, Raymond,** WR, Abilene Christian | 2012 |
| **Raiola, Donovan,** C, Wisconsin | 2007 |
| **Raye, Jimmy,** WR, San Diego State * | 1991 |
| **Reece, John,** CB, Nebraska * | 1995 |
| **Reed, Trovon,** CB, Auburn | 2015 |
| **Remmers, Mike**, T, Oregon State | 2014 |
| **Renteria, D.J.,** DE, New Mexico | 2004 |
| **Reynolds, Chase,** RB, Montana * | 2011-12 |
| **Reynolds, Joffrey**, RB, Houston * | 2003 |
| **Richard, James,** G, California | 1991 |
| **Richards, Ramon,** DB, Oklahoma State | 2018 |
| **Rivers, Gerald,** LB, Mississippi | 2015 |
| **Roach, David,** S, TCU * | 2008 |
| **Rogers, Sam**, FB, Virginia Tech # | 2017 |
| **Roland, Justin**, LB, Kansas State | 2009 |
| **Rolland-Jones, Ja'Von,** DE | 2018 |
| **Ross, Jermaine,** WR, Purdue * | 1994 |
| **Russell, Fred,** RB, Iowa | 2006 |
| **Ryals, Trevor,** C, Virginia | 1991 |

## F

| | |
|---|---|
| **Saddler-McQueen, Jimmy**, DT, Forest Brook (Texas) | 2010 |
| **Sandidge, Tim,** DT, Virginia Tech | 2006 |
| **Sargent, Anthony,** WR, Wyoming | 1989 |
| **Sayles, Marcus**, CB, West Virginia | 2017 |
| **Sears, Corey,** DE, Mississippi State * | 1998 |
| **Sejean, Sebastien,** S, Laval (Quebec, Canada) | 2008 |

# Rams All-Time Practice Squad Roster

| | |
|---|---|
| **Sellers, Donald,** WR/QB, New Mexico * | 1997-98 |
| **Shaw, Russell,** WR, Michigan | 1998 |
| **Shippen, Brandon,** WR, Temple | 2016 |
| **Shivers, Jason,** S, Arizona State *# | 2004 |
| **Short, Kevin,** DB, Fort Scott (Kan.) C.C. | 2016 |
| **Simpkins, Maurice,** LB, Coastal Carolina | 2010 |
| **Singh, Bobby,** G, Portland State | 1999 |
| **Smelley, Brad**, TE, Alabama | 2014 |
| **Smith, Brian,** LB, Auburn * | 1989 |
| **Smith, Bryan**, LB, McNeese State | 2009 |
| **Smith, Chris,** CB, Northern Illinois * | 2011 |
| **Smoker, Jeff,** QB, Michigan State *# | 2005 |
| **Snellings, Paul,** G, Georgia | 2000 |
| **Sorensen, Nick,** S, Virginia Tech * | 2001 |
| **St. Paul, Francis**, WR, Northern Arizona # | 2001-02 |
| **Stanley, Derek,** WR, Wisconsin-Whitewater *# | 2007-08 |
| **Stanley, Montavious,** DT, Louisville | 2006 |
| **Stevens, Eric,** FB, California | 2013 |
| **Stevens, Linden,** DB, Cincinnati | 2018 |
| **Stewart, Ed,** LB, Nebraska | 1996 |
| **Stewart, Jonathan,** LB, Texas A&M | 2013 |
| **Stokes, Barry,** T, Eastern Michigan | 1997 |
| **Strojny, Drew,** T, Duke | 2005-06 |
| **Stuber, Tim,** G, Colorado State | 2004 |
| **Swinson, Corey,** OL, Hampton | 1995 |

## T

| | |
|---|---|
| **Tagoni, Mu,** OL, Arizona | 1996 |
| **Tate, Joe,** G, Iowa | 2005 |
| **Tellison, A.C.,** WR, Miami (Fla.) | 1996 |
| **Tercero, Scott**, G, California *# | 2003 |
| **Thomas, Jemea**, CB, Georgia Tech * | 2014 |
| **Thompson, Antoine,** DB, Reno | 2010 |
| **Thompson, David,** RB, Oklahoma State * | 1997 |
| **Thompson, Dominique,** WR, William & Mary * | 2005-07 |
| **Thompson, Duvol,** CB, Pennsylvania | 2005 |
| **Thompson, Ernie,** RB, Indiana *# | 1991 |
| **Toliver, Antoine,** WR, Bethune-Cookman | 2000 |
| **Toomer, Korey**, LB, Idaho * | 2014 |
| **Toon, Nick,** WR, Wisconsin * | 2015 |
| **Townsend, Brian,** LB, Michigan # | 1992 |
| **Trewyn, Nate,** C, Wisconsin-Whitewater | 2019 |
| **Trail, Lynden,** DE, Norfolk State | 2016 |
| **Trinca-Pasat, Louis** DT, Iowa | 2015 |

## V

| | |
|---|---|
| **Veltung, Justin,** WR, Idaho * | 2013-14 |
| **Vinnett, Darius,** CB, Arkansas * | 2007-08 |
| **Vobora, David,** LB, Idaho *# | 2008 |

## W

| | |
|---|---|
| **Wagner, Terry,** C, Sacramento State | 2004 |
| **Walker, Darius,** RB, Notre Dame | 2008 |
| **Walker, Sean,** WR, Vanderbilt | 2009 |
| **Ward, Phillip,** LB, UCLA * | 1998 |
| **Washington, Brandon,** G, Miami (Fla.) * | 2012-13 |
| **Washington, Chauncey**, RB, USC * | 2010 |
| **Washington, John David,** RB, Morehouse | 2006-07 |
| **Webster, Nsimba,** WR, Eastern Washington | 2019 |
| **Wegher, Brandon,** RB, Morningside | 2016 |
| **Weil, Russ,** FB, Illinois | 2008 |
| **Wells, Matthew,** LB, Mississippi State | 2015 |
| **West, Joe,** WR, UTEP | 2010 |
| **White, Anthony,** RB, Kentucky | 2000 |
| **White, Cedric,** DE, North Carolina A&T # | 1997 |
| **White, Melvin,** CB, Louisiana Lafayette | 2015 |
| **Whittingham, Fred,** RB, BYU | 1990 |
| **Williams, Billy,** WR, Tennessee * | 1995-96 |
| **Williams, Bryce,** TE, East Carolina | 2016 |
| **Williams, Darius,** TE, Georgia Tech | 2005 |
| **Williams, Darrell,** T, Western Kentucky | 2018 |
| **Williams, Jabara,** LB, Stephen F. Austin | 2012 |
| **Williams, Jay,** DE, Wake Forest * | 1994 |
| **Williams, Tyrone**, DE, Wyoming | 1996-97 |
| **Williams, Willie,** DT, Louisville | 2008 |
| **Wolf, Ethan,** TE, Tennessee | 2019 |
| **Wolford, John,** QB, Wake Forest | 2019 |
| **Woodard, Darren,** CB, UTEP | 2013 |
| **Worthington, Doug,** DT, Ohio State * | 2015 |
| **Worton, J.J.,** WR, Central Florida | 2015 |
| **Wright, Claudius,** CB, Arizona | 1995 |
| **Wylie, Devon**, WR, Fresno State | 2014 |

## Y

| | |
|---|---|
| **Young, Robert,** DE, Mississippi State * | 1992 |
| **Young, Eric, T,** Union, S.C. * | 2009 |
| **Young, Trevon,** OLB, Louisville * | 2018 |

## Z

| | |
|---|---|
| **Zimmerman, Scott,** LB, Northern Colorado | 2000-01 |

* denotes spent time on the Rams' Active Roster
\# denotes selected by the Rams in the NFL Draft

Los Angeles Rams 2020 Media Guide

# Honors and Awards

# All-Time Honors

## Pro Bowl Player Of The Game

**2004** Marc Bulger, QB

## All-Madden

**1984**
Bill Bain, G
Jack Youngblood, DE

**1985**
Bill Bain, G
Ron Brown, KR
Eric Dickerson, RB
Garry Green, CB
Dennis Harrah, G
Jackie Slater, T

**1987**
Tom Newberry, G
Jackie Slater, T

**1988** Tom Newberry, G

**1989**
Jerry Gray, CB
Kevin Greene, LB
Tom Newberry, G
Jackie Slater, T

**1990** Jackie Slater, T

**1991** Robert Delpino, FB

**1993**
Jerome Bettis, RB
Sean Gilbert, DT

**1995**
Isaac Bruce, WR
Jackie Slater, T (Hall of Fame)

**1996**
Isaac Bruce, WR
Jack Youngblood, DE (Super Bowl Team)
Jackie Slater, T (Super Bowl Team)

**1999**
Kevin Carter, DE
Marshall Faulk, RB
Orlando Pace, T
Grant Wistrom, DE
Dick Vermeil, Coach

**2000**
Isaac Bruce, WR
Az-Zahir Hakim, WR
Torry Holt, WR
Orlando Pace, T

**2001**
Isaac Bruce, WR
Marshall Faulk, RB
London Fletcher, LB
Andy McCollum, C
Orlando Pace, T
Adam Timmerman, G
Kurt Warner, QB
Aeneas Williams, CB
Grant Wistrom, DE

## All-NFC

**1970**
Bob Brown, T (First Team, AP, UPI, PFW)
Tom Mack, G (First Team, UPI, TSN, PFW)
David Jones, DE (First Team, UPI, TSN,PFW)
Merlin Olsen, DT (First Team, AP, UPI, TSN, PFW)
Ed Meador, S (Honorable Mention, UPI)
Charlie Cowan, T (Honorable Mention, UPI)

**1971**
Charlie Cowan, T (First Team, TSN)
Tom Mack, G (First Team, AP, UPI)
Isiah Robertson, LB (First Team, TSN)
Willie Ellison, RB (Second Team, UPI)
Merlin Olsen, DT (Second Team, UPI)
Lance Rentzal, WR (Honorable Mention, UPI)
David Jones, DE (Honorable Mention, UPI)
Gene Howard, CB (Honorable Mention, UPI)
Dave Elmendorf, S (Honorable Mention, UPI)

**1972**
Tom Mack, G (First Team, AP, UPI, TSN)
Dave Chapple, P (First Team, TSN)
Merlin Olsen, DT (Second Team, UPI)
Isiah Robertson, LB (Second Team, UPI)
Dave Elmendorf, S (Second Team, UPI)
Coy Bacon, DE (Honorable Mention, UPI)
Jack Snow, WR (Honorable Mention, UPI)

**1973**
Harold Jackson, WR (First Team, AP, UPI, TSN,PFW)
John Hadl, QB (First Team, AP, UPI, TSN, PFW)
Tom Mack, G (First Team, AP, UPI, TSN, PFW)
Merlin Olsen, DT (First Team, AP, UPI, TSN, PFW)
Isiah Robertson, LB (First Team, AP)
Charlie Cowan, T (Second Team, UPI, PFW)
Joe Scibelli, G (Second Team, UPI)
Lawrence McCutcheon, RB (Second Team,UPI, PFW)
Jack Youngblood, DE (Second Team, UPI, PFW)
Fred Dryer, DE (Second Team, PFW)
Jack Reynolds, LB (Honorable Mention, UPI)
Dave Elmendorf, S (Honorable Mention, UPI)

**1974**
Tom Mack, G (First Team, AP, UPI, TSN, PFW)
Lawrence McCutcheon, RB (First Team, AP, UPI, TSN, PFW)
Jack Youngblood, DE (First Team, AP, UPI, TSN, PFW, NYN)
Larry Brooks, DT (First Team, PFW)
Fred Dryer, DE (Second Team, UPI)
Merlin Olsen, DT (Second Team, UPI)
Isiah Robertson, LB (Second Team, UPI)
Ken Inman, C (Honorable Mention, UPI)

**1975**
Tom Mack, G (First Team, AP, UPI,TSN, NYN)
Jack Youngblood, DE (First Team, AP, UPI, TSN, PFW, NYN)
Fred Dryer, DE (First Team, PFW)
Isiah Robertson, LB (First Team, AP, UPI, PFW)
Dave Elmendorf, SS (First Team, AP, NYN)
Lawrence McCutcheon, RB (Second Team, UPI)
Merlin Olsen, DT (Second Team, UPI)
Harold Jackson, WR (Honorable Mention, UPI)
Charlie Cowan, T (Honorable Mention, UPI)
Joe Scibelli, G (Honorable Mention, UPI)
Jack Reynolds, LB (Honorable Mention, UPI)

**1976**
Jack Youngblood, DE (First Team, AP, UPI, TSN, PFW, NYN)
Isiah Robertson, LB (First Team, AP, UPI, TSN, PFW)
Monte Jackson, CB (First Team, AP, UPI, TSN, PFW, NYN)
Cullen Bryant, KR (First Team, PFW)
Harold Jackson, WR (Second Team, UPI)
Tom Mack, G (Second Team, UPI)
Lawrence McCutcheon, RB (Second Team, UPI)
Larry Brooks, DT (Second Team, UPI)
Dave Elmendorf, SS (Second Team, UPI)
Ron Jessie, WR (Honorable Mention, UPI)

**1977**
Harold Jackson, WR (First Team, UPI, TSN, NYN)
Tom Mack, G (First Team, UPI, TSN, PFW)
Lawrence McCutcheon, RB (First Team, UPI)
Larry Brooks, DT (First Team, TSN, NYN)
Isiah Robertson, LB (First Team, UPI, TSN, PFW)
Monte Jackson, CB (First Team, UPI, TSN, PFW, NYN)
Bill Simpson, FS (First Team, TSN)
Pat Haden, QB (Second Team, UPI)
Pat Thomas, CB (Honorable Mention, UPI)
Rich Saul, C (Honorable Mention, UPI)

**1978**
Doug France, T (First Team, TSN, PFW)
Dennis Harrah, G (First Team, UPI, PFW)
Tom Mack, G (First Team, TSN)
Jack Youngblood, DE (First Team, UPI, TSN, PFW, NYN)
Larry Brooks, DT (First Team, UPI, TSN, PFW)
Jim Youngblood, LB (First Team, UPI, NYN)
Pat Thomas, CB (First Team, UPI, PFW, NYN)
Rod Perry, CB (First Team, TSN, NYN)
Bill Simpson, FS (First Team, PFW)
Frank Corral, K (First Team, UPI, TSN, PFW)
Jackie Wallace, PR (First Team, PFW, NYN)

# All-Time Honors

**1979**
Dennis Harrah, G (First Team, PFW, NYN)
Rich Saul, C (First Team, PFW, NYN)
Jack Youngblood, DE (First Team, UPI, TSN, PFW, NYN)
Jack Reynolds, MLB (First Team, TSN)
Jim Youngblood, LB (First Team, TSN, NYN)
Doug France, T (Second Team, UPI)
Larry Brooks, DT (Second Team, UPI)
Dave Elmendorf, SS (Honorable Mention, UPI)
Nolan Cromwell, FS (Honorable Mention, UPI)

**1980**
Doug France, T (First Team, PFW)
Kent Hill, G (First Team, UPI, PFW, NYN)
Rich Saul, C (First Team, SI)
Jack Youngblood, DE (First Team, UPI, NYN)
Pat Thomas, CB (First Team, UPI, PFW, NYN)
Nolan Cromwell, FS (First Team, UPI, PFW)
Dennis Harrah, G (Second Team, UPI)
Larry Brooks, DT (Second Team, UPI) (First Team, NYN)
Jack Reynolds, MLB (Second Team, UPI)
Rod Perry, CB (Second Team, UPI) (First Team, NYN)
Vince Ferragamo, QB (Honorable Mention, UPI)

**1981**
Nolan Cromwell, FS (First Team, PFW, NYN)
LeRoy Irvin, CB (First Team, PFW)
Rod Perry, CB (First Team, NYN)
Rich Saul, C (First Team, NYN)
Jack Youngblood, DE (First Team, NYN)

**1982**
Kent Hill, G (First Team, UPI)
Nolan Cromwell, FS (First Team, UPI)

**1983**
Jackie Slater, T (First Team, UPI)
Kent Hill, G (First Team, PFW, UPI)
Eric Dickerson, RB (First Team, UPI, PFW)
Nolan Cromwell, SS (First Team, PFW)
Johnnie Johnson, FS (Second Team, UPI)
Mike Barber, TE (Second Team, UPI)
Jim Collins, LB (Second Team, UPI)

**1984**
Bill Bain, T (First Team, PFW)
Eric Dickerson, RB (First Team, UPI, PFW)
Jim Collins, LB (First Team, PFW)
Henry Ellard, KR (First Team, PFW)
Dennis Harrah, G (Second Team, UPI)
Kent Hill, G (Second Team, UPI)
Jack Youngblood, DE (Second Team, UPI)

**1985**
Jackie Slater, T (First Team, FN)
Dennis Harrah, G (First Team, UPI)
Jim Collins, LB (First Team, FN)
Gary Green, CB (First Team, FN)
Dale Hatcher, P (First Team, UPI, FN)
Ron Brown, KR (First Team, FN)
Henry Ellard, WR (First Team, FN)
Kent Hill, G (Second Team, UPI)
LeRoy Irvin, CB (Second Team, UPI)

**1986**
Jackie Slater, T (First Team, UPI, PFW, FN)
Dennis Harrah, G (First Team, UPI, PFW)
Doug Smith, C (First Team, FN)
Eric Dickerson, RB (First Team, UPI, PFW, FN)
LeRoy Irvin, CB (First Team, UPI)
Jerry Gray, CB (First Team, UPI, PFW, FN)
Vince Newsome, SS (Second Team, UPI)
Carl Ekern, LB (Second Team, UPI)
Mark Jerue, LB (Second Team, UPI)

**1987**
Jackie Slater, T (First Team, UPI, PFW, FN)
Tom Newberry, G (First Team, UPI, PFW)
Charles White, RB (First Team, UPI, PFW, FN)
Jerry Gray, CB (First Team, PFW)
Dennis Harrah, G (Second Team, UPI)

**1988**
Henry Ellard, WR (First Team, UPI, PFW)
Jackie Slater, T (First Team, PFW)
Tom Newberry, G (First Team, PFW, UPI, FN)
Jerry Gray, CB (First Team, PFW)
Robert Delpino, ST (First Team, PFW)
Jim Everett, QB (Second Team, UPI)

**1989**
Henry Ellard, WR (First Team, FN)
Jackie Slater, T (First Team, PFW)
Tom Newberry, G (First Team, UPI, PFW, FN)
Doug Smith, C (First Team, FN)
Jerry Gray, CB (First Team, PFW, FN)
Kevin Greene, LB (Second Team, UPI)

**1990**
Jackie Slater, T (First Team, PFW)
Tom Newberry, G (Second Team, UPI)

**1993**
Jerome Bettis, RB (First Team, UPI, PFW, FN)
Sean Gilbert, DT (First Team, UPI, PFW, FN)

**1994**
Sean Landeta, P (Second Team, UPI)

**1996**
Isaac Bruce, WR (Second Team, UPI)

**1999**
Kurt Warner, QB (First Team, PFW, FN)
Marshall Faulk, RB (First Team, PFW, FN)
Isaac Bruce, WR (First Team, PFW, FN)
Orlando Pace, T (First Team, FN)
Tony Horne, KR (First Team, PFW, FN)
Kevin Carter, DE (First Team, PFW, FN)
Todd Lyght, CB (First Team, PFW, FN)

**2000**
Marshall Faulk, RB (First Team, PFW, FN)
Orlando Pace, T (First Team, PFW, FN)

**2001**
Kurt Warner, QB (First Team, FD, PFW)
Marshall Faulk, RB (First Team, FD, PFW)
Orlando Pace, T (First Team, FD, PFW)
Aeneas Williams, CB (First Team, FD, PFW)

**2003**
Torry Holt, WR (First Team PFW)
Orlando Pace, T (First Team PFW)
Leonard Little, DE (First Team PFW)
Jeff Wilkins, K (First Team PFW)

**2005**
Orlando Pace, T (First Team PFW)

**2006**
Steven Jackson, RB (First Team PFW/ PFWA)

**2008**
Donnie Jones, P (First Team PFWA)

**2009**
Steven Jackson, RB (First Team PFWA)

**2013**
Robert Quinn, DE (First Team PFWA)
Johnny Hekker, P (First Team PFWA)

**2014**
Johnny Hekker, P (First Team PFWA)

**2015**
Aaron Donald, DT (First Team PFWA)
Johnny Hekker, P (First Team PFWA)

**2016**
Aaron Donald, DT (First Team PFWA)
Johnny Hekker, P (First Team PFWA)

**2017**
Aaron Donald, DT (First Team PFWA)
Johnny Hekker, P (First Team PFWA)
Todd Gurley II, RB (First Team PFWA)
Andrew Whitworth, T (First Team PFWA)
Greg Zuerlein, K (First Team PFWA)
Pharoh Cooper, KOR (First Team PFWA)

**2018**
Aaron Donald, DT (First Team PFWA)
Todd Gurley II, RB (First Team PFWA)
Cory Littleton, ST (First Team PFWA)

**2019**
Aaron Donald, DT (First Team PFWA)

## Bert Bell Trophy

(NFL Most Valuable Player presented by Philadelphia Maxwell Club)

1969 Roman Gabriel, QB
1974 Merlin Olsen, DT
1999 Kurt Warner, QB
2001 Marshall Faulk, RB

# All-Time Honors

## Earle (Greasy) Neale Trophy

(NFL Coach of the Year, presented by Philadelphia Maxwell Club)

**1999** Dick Vermeil
**2003** Dick Vermeil

## ESPY Awards

(ESPN's Pro Football Player of the Year)

**1999** Kurt Warner, QB
**2000** Marshall Faulk, RB
**2001** Marshall Faulk, RB

(ESPN's Breakthrough Athlete of the Year)

**1999** Kurt Warner, QB

(ESPN's Arthur Ashe Award)

**2014** Michael Sam, DE

## Executive Of The Year

**2001** Charley Armey, General Manager (PFW, PFWA)

## George Halas Award

**1986** Gary Jeter, DE (PFW, PFWA)

## Golden Toe Award

**1973** David Ray, K
**1978** Frank Corral, K

## Joe F. Carr Trophy

(Official NFL Most Valuable Player)

**1939** Parker Hall, QB/HB
**1945** Bob Waterfield, QB

## Miller Lite Award

(NFL Player of the Year)

**1999** Kurt Warner, QB
**2000** Marshall Faulk, RB
**2001** Marshall Faulk, RB

## NFC Assistant Coach Of The Year

**1999** Mike Martz (USA)

## NFC Coach Of The Year

**1973** Chuck Knox (UPI, PFW, KCC, FN)
**1983** John Robinson (UPI, FN)
**1999** Dick Vermeil (USA)

## NFC Defensive Back Of The Year

**1989** Jerry Gray, CB (NFLPA)

## NFC Defensive Lineman Of The Year

**1973** Merlin Olsen, DT (NFLPA)

## NFC Defensive Player Of The Year

**1975** Jack Youngblood, DE (KCC)
**1976** Jack Youngblood, DE (KCC)
**1980** Nolan Cromwell, FS (KCC)

## NFC Offensive Lineman Of The Year

**1970** Bob Brown, T (NFLPA)
**1979** Doug France, T (NFLPA)
**1983** Jackie Slater, T (NFLPA)
**1986** Jackie Slater, T (NFLPA)
**1987** Jackie Slater, T (NFLPA)
**1989** Jackie Slater, T (NFLPA)

## NFC Offensive Player Of The Year

**1973** John Hadl, QB (KCC)
**1983** Eric Dickerson, RB (UPI)
**1984** Eric Dickerson, RB (UPI, KCC)
**1986** Eric Dickerson, RB (UPI)
**1999** Marshall Faulk, RB (FN)
**2001** Marshall Faulk, RB (FN)

## NFC Linebacker Of The Year

**1974** Isiah Robertson (NFLPA)
**1975** Isiah Robertson (NFLPA)
**1977** Isiah Robertson (NFLPA)

## NFC Player Of The Year

**1973** John Hadl, QB (UPI, TSN)
**1984** Eric Dickerson, RB (NFLPA)
**1999** Marshall Faulk, RB (FN)

## NFC Rookie Of The Year

**1983** Eric Dickerson, RB (UPI)
**1993** Jerome Bettis, RB (UPI)
**2015** Todd Gurley, RB (AP, PFWA)

## NFL All-Decade Teams

(Chosen by Hall of Fame Selection Committee)

**1940's** Jim Benton, E
Bob Waterfield, QB

**1950's** Tom Fears, E
Elroy Hirsch, HB/E
Norm Van Brocklin, QB/P
Dick Lane, DB

**1960's** David Jones, DE
Merlin Olsen, DT
Eddie Meador, DB

**1970's** Jack Youngblood, DE (First Team)
Merlin Olsen, DT (Second Team)

**1980's** Eric Dickerson, RB (First Team)
Nolan Cromwell, S (Second Team)

**1990's** LB Kevin Green, LB (First Team)
Sean Landeta, P (Second Team)

**2000's** Torry Holt, WR (Second Team)
Orlando Pace, T (Second Team)
La'Roi Glover, DT (Second Team)
Dante Hall, PR (First Team)
Dante Hall, KR (Second Team)

## NFC All-Pro

**1937** Johnny Drake, FB (Second Team, UPI, NYN)
Ted Livingston, T (Honorable Mention, NFL)
Ookie Miller, G (Honorable Mention, NFL)
Chuck Cherundolo, C (Honorable Mention, NFL)

**1938** Johnny Drake, FB (Second Team, NFL, NYDM)
Jim Benton, E (Honorable Mention, NFL, PFWA)
Chuck Cherundolo, C (Honorable Mention, NFL, PFWA)

**1939** Parker Hall, QB (First Team, UPI, INS, NYN), HB (First Team, PFWA)
Johnny Drake, HB (Second Team, NFL, UPI, PFWA, NYN)
Jim Benton, E (Second Team, NFL)

# All-Time Honors

Chet Adams, T (Honorable Mention, NFL)
Bill Conkwright, C (Honorable Mention, PFWA)
Vic Spadacinni, QB (Honorable Mention, NFL, PFWA)

**1940**
Johnny Drake, FB (First Team, NFL, AP, UPI, NYN)
Parker Hall, QB (Second Team, UPI)
Berney McGarry, G (Honorable Mention, AP)
Chet Adams, T (Second Team, INS, NYN)

**1941**
Riley Matheson, G (First Team, AP)
Chet Adams, T (Honorable Mention, AP, UPI)
Parker Hall, HB (Honorable Mention, AP)
Johnny Drake, FB (Honorable Mention, NFL)

**1942**
Riley Matheson, G (First Team, AP)
Chet Adams, T (Second Team, NFL, AP)
John Hightower, E (Honorable Mention, NFL)
Dante Magnani, HB (Second Team, NFL)

**1944**
Riley Matheson, G (First Team, AP, UPI, NYN)
Jim Benton, E (Second Team, UPI, NYN)
Steve Pritko, E (Honorable Mention, AP)

**1945**
Bob Waterfield, QB (First Team, AP, UPI-HB, NYN)
Riley Matheson, G (First Team, AP, UPI, NYN)
Jim Benton, E (First Team, AP, NYN)
Eberle Schultz, T (First Team, INS)
Jim Gillette, HB (First Team, INS)
Mike Scarry, C (Second Team, UPI)
Fred Gehrke, HB (Second Team, UPI, INS)

**1946**
Jim Benton, E (First Team, AP, UPI, NYN, WP)
Riley Matheson, G (First Team, AP, UPI, NYN, WP)
Bob Waterfield, QB (First Team, AP, UPI, WP)
Gil Bouley, T (Second Team, WP)

**1947**
Dick Huffman, T (First Team, AP)
Riley Matheson, G (First Team, AP, NYN)
Jim Benton, E (Honorable Mention, UPI)
Roger Eason, G (Honorable Mention, UPI)
Bob Waterfield, QB (Honorable Mention, AP)
Gil Bouley, T (First Team, HA)

**1948**
Dick Huffman, T (First Team, AP, TSN, UPI, NYN)
Fred Naumetz, C (First Team, INS)
Tom Fears, E (Second Team, UPI, NYN)
Milan Lazetich, MG (First Team, HA)
Gil Bouley, T (First Team, HA)

**1949**
Tom Fears, E (First Team, UPI, NYN, CO)
Dick Huffman, T (First Team, AP, UPI, NYN, INS-DT, CO-DT)
Fred Naumetz, C (First Team, AP, UPI, NYN)
Bob Waterfield, QB (First Team, AP, UPI, CO)
Milan Lazetich, G (First Team, INS)
Dick Hoerner, FB (First Team, CO)
Jack Martin, C (Honorable Mention, UPI)

**1950**
Tom Fears, E (First Team, AP, UPI, NYN)
Dick Huffman, T (First Team, NYN-OT)
Dick Reinhard, T (First Team, NYN-DT)
Fred Naumetz, C (Second Team, NYN)
Bob Waterfield, QB (Second Team, AP)
Dick Hoerner, FB (Second Team, AP, NYN)
Larry Brink, DE (Honorable Mention, AP)
Milan Lazetich, G (Honorable Mention, AP)
Norm Van Brocklin, QB (Honorable Mention, AP,UPI)
Glen Davis, HB (Honorable Mention, AP, UPI)
Paul Berry, HB (Honorable Mention, AP)

**1951**
Larry Brink, DE (First Team, AP, NYN)
Elroy Hirsch, E (First Team, AP, UPI, NYN)
Dan Towler, FB (First Team, UPI, NYN)
Stan West, MG (First Team, NYN)
Tank Younger, LB (First Team, AP)
Tom Fears, E (Second Team, NYN)
Woodley Lewis, DB (Second Team, UPI)
Bob Waterfield, QB (Second Team, UPI, NYN)

**1952**
Dan Towler, HB (First Team, AP, UPI)
Larry Brink, DE (First Team, UPI)
Stan West, MG (First Team, AP, UPI, NYN)
Herb Rich, DB (First Team, AP, NYN)
Elroy Hirsch, E (Second Team, UPI, NYN)
Norm Van Brocklin, QB (Second Team, UPI)
Andy Robustelli, DE (Second Team, NYN)
Tank Younger, FB (Second Team, UPI)
Dick Lane, DB (Honorable Mention, AP)
Leon McLaughlin, C (Honorable Mention, UPI)
Bob Waterfield, QB (Honorable Mention, UPI)
Dick Daugherty, MB (Honorable Mention, UPI)
Don Paul, LB (Honorable Mention, AP, UPI)

**1953**
Elroy Hirsch, E (First Team, AP)
Dan Towler, HB (First Team, UPI)
Andy Robustelli, DE (First Team, AP)
Don Paul, LB (First Team, AP)
Bud McFaddin, G (Second Team, UPI)
Larry Brink, DE (Second Team, NYN)
Woodley Lewis, DB (Second Team, UPI)
Tom Dahms, T (Honorable Mention, AP, UPI)
John Hock, G (Honorable Mention, AP)
Norm Van Brocklin, QB (Honorable Mention, AP)
Skeets Quinlan, HB (Honorable Mention, AP, UPI)
Charlie Toogood, DT (Honorable Mention, AP)
Stan West, MG (Honorable Mention, AP, UPI)
Dick Lane, DB (Honorable Mention, UPI)

**1954**
Bob Boyd, E (First Team, AP, NYN)
Duane Putnam, G (Second Team, AP)
Norm Van Brocklin, QB (Second Team, TSN, NYN)
Tank Younger, FB (Second Team, AP, UPI)
Dan Towler, HB (Second Team, AP)
Andy Robustelli, DE (Second Team, AP, UPI, NYN)
Don Paul, LB (Second Team, AP)
Leon McLaughlin (Honorable Mention, AP)
Skeets Quinlan, HB (Honorable Mention, UPI)
Les Richter, LB (Honorable Mention, UPI)

**1955**
Duane Putnam, G (First Team, AP, NEA, TSN, NYN)
Norm Van Brocklin, QB (First Team, TSN)
Ron Waller, HB (First Team, UPI)
Andy Robustelli, DE (First Team, AP, TSN, NYN)
Les Richter, LB (First Team, NYN)
Will Sherman, DB (First Team, AP, UPI, NEA, TSN, NYN)
Bud McFaddin, DT (Second Team, NEA)
Tom Fears, E (Honorable Mention, AP)
Charlie Toogood, T (Honorable Mention, AP)
Bob Cross, T (Honorable Mention, AP)
Leon McLaughlin, C (Honorable Mention)
Tank Younger, FB (Honorable Mention, AP)
Tom McCormack, HB (Honorable Mention, AP)

**1956**
Duane Putnam, G (First Team, NEA, NYN)
Les Richter, MLB (First Team, AP, NYN)
Elroy Hirsch, E (Second Team, NYN)
Ron Waller, HB (Second Team, NEA)
Bud McFaddin, DT (Second Team, NEA, NYN)
Will Sherman, DB (Second Team, NEA)

**1957**
Duane Putnam, G (First Team, AP, UPI, NEA, NYN)
Tom Wilson, HB (Second Team, AP, UPI, NYN)
Les Richter, MLB (Second Team, AP, UPI)
Dick Daugherty, LB (Second Team, NYN)

**1958**
Del Shofner, E (First Team, AP, UPI, NEA, NYN)
Duane Putnam, G (First Team, AP, UPI, NEA, NYN)
Jon Arnett, HB (First Team, AP, UPI, NEA, NYN)
Les Richter, MLB (Second Team, AP, UPI, NEA, NYN)
Will Sherman, DB (Second Team, AP, UPI, NEA, NYN)

# All-Time Honors

**1959** Del Shofner, E (First Team, AP, UPI, NEA, NYN)
Duane Putnam, G (First Team, NEA)
Ollie Matson, FB (Second Team, UPI)
Lou Michaels, DE/K (Second Team, AP)
Jon Arnett, HB (Honorable Mention, UPI)

**1960** Jim Phillips, E (Second Team, AP, UPI)
Art Hunter, C (Second Team, AP, UPI, NEA)
Gene Brito, DE (Second Team, UPI)
Les Richter, MLB (Second Team, AP)
Ed Meador, CB (Second Team, AP)
John LoVetere, DT (Honorable Mention, UPI)
Jack Pardee, LB (Honorable Mention, UPI)

**1961** Jim Phillips, E (First Team, AP, UPI, NYN)
Jon Arnett, HB (Second Team, UPI, NYN)

**1962** Dick Bass, FB (First Team, UPI, FN)
Marlin McKeever, LB (Honorable Mention, UPI)
Ed Meador, CB (Honorable Mention, UPI, NEA)

**1963** Merlin Olsen, DT (First Team, FN)
Jack Pardee, LB (First Team, AP)
Rosey Grier, DT (Second Team, NEA)
Ed Meador, CB/S (Second Team, NEA)
Dick Bass, FB (Honorable Mention, AP)
Frank Verrichione, T (Honorable Mention, AP)

**1964** Merlin Olsen, DT (First Team, NEA, FN)
David Jones, DE (Second Team, AP, UPI, NEA, NYN)
Marlin McKeever, TE (Honorable Mention, UPI)
Frank Verrichione, T (Honorable Mention, UPI)

**1965** David Jones, DE (First Team, AP, UPI, NEA, NYN, FN)
Merlin Olsen, DT (First Team, FN)
Tommy McDonald, FL (Honorable Mention, UPI)
Rosey Grier, DT (Honorable Mention, UPI)
Dan Currie, LB (Honorable Mention, UPI)
Ed Meador, S (Honorable Mention, UPI)

**1966** David Jones, DE (First Team, AP, UPI, NEA, PFWA, NYN, FN)
Merlin Olsen, DT (First Team, AP, UPI, NEA, PFWA, NYN, FN)
Maxie Baughan, LB (First Team, NEA)
Tom Mack, G (Second Team, FN)
Dick Bass, FB (Second Team, AP, UPI, NYN)
Irv Cross, CB (Honorable Mention, UPI)
Ed Meador, S (Honorable Mention, UPI)

**1967** Charlie Cowan, T (First Team, FN)
David Jones, DE (First Team, AP, UPI, NEA, PFWA, NYN, FN)
Merlin Olsen, DT (First Team, AP, UPI, NEA, PFWA, NYN, FN)
Maxie Baughan, LB (First Team, UPI, NYN, FN)
Ed Meador, S (First Team, UPI, NEA, PFWA, FN)
Tom Mack, G (Second Team, FN)
Roman Gabriel, QB (Second Team, FN)
Les Josephson, RB (Second Team, FN)
Roger Brown, DT (Second Team, FN)
Joe Scibelli, G (Honorable Mention, UPI)
Irv Cross, CB (Honorable Mention, UPI)
Bernie Casey, FL (Honorable Mention, UPI)
Billy Truax, TE (Honorable Mention, UPI)

**1968** David Jones, DE (First Team, PFW, PFWA)
Merlin Olsen, DT (First Team, PFW, PFWA)
Ed Meador, S (First Team, AP)
Charlie Cowan, T (Second Team, AP, NYN)
Tom Mack, G (Second Team, UPI, NEA)
Roman Gabriel, QB (Second Team, NYN)
Maxie Baughan, LB (Second Team, AP, NYN)

**1969** Bob Brown, T (First Team, HOF, PFW, PFWA, NEA, AP, UPI, FN, NYN)
Charlie Cowan, T (First Team, SI)
Tom Mack, G (First Team, HOF, UPI, NEA)
Roman Gabriel, QB (First Team, HOF, AP,UPI, PFW, NYN, SI)
David Jones, DE (First Team, HOF, PFW, PFWA, NEA, AP, UPI, FN, SI, NYN)
Merlin Olsen, DT (First Team, HOF, PFW, PFWA, NEA, AP, UPI, FN, SI, NYN)
Ed Meador, S (First Team, AP, UPI, PFW)
Ken Inman, C (Second Team, NYN)
Maxie Baughan, LB (Second Team, AP, PFW)
Bruce Gossett, K (Second Team, PFW)

**1970** Bob Brown, T (First Team, AP, PFWA, NEA, PFW)
Tom Mack, G (First Team, FN)
David Jones, DE (First Team, FN, PFW, NYP)
Merlin Olsen, DT (First Team, AP, PFWA, NEA, PFW)

**1971** Tom Mack, G (First Team, NEA)
Isiah Robertson, LB (First Team, NYP)
Coy Bacon, DE (Second Team, NEA)
Merlin Olsen, DT (Second Team, UPI)

**1972** Tom Mack, G (First Team, NYP)
Coy Bacon, DE (First Team, FN)
Isiah Robertson, LB (Second Team, FN)
Dave Chapple, P (Second Team, PFWA)

**1973** Harold Jackson, WR (First Team, AP, PFWA, NEA, FN, NYP, PFW)
Joe Scibelli, G (First Team, NEA)
Tom Mack, G (First Team, PFW)
John Hadl, QB (First Team, AP, PFWA, FN, PFW)
Jack Youngblood, DE (First Team, NYP)
Isiah Robertson, LB (First Team, AP, PFWA, FN, NYP)
Charlie Cowan, T (Second Team, AP, PFWA)
Lawrence McCutcheon, RB (Second Team, NEA, FN)
Fred Dryer, DE (Second Team, PFW)
Merlin Olsen, DT (Second Team, AP, FN)

**1974** Tom Mack, G (First Team, PFWA, FN, PFW)
Lawrence McCutcheon, RB (First Team, NEA, FN, NYP)
Jack Youngblood, DE (First Team, AP, PFWA)
Fred Dryer, DE (First Team, NEA)
Isiah Robertson, LB (First Team, FN)
Dave Elmendorf, SS (First Team, NYP)
Merlin Olsen, DT (Second Team, AP)
Larry Brooks, DT (Second Team, NEA)

**1975** Tom Mack, G (First Team, FN)
Jack Youngblood, DE (First Team, AP, PFWA,NEA, FN, PFW, NYP)
Isiah Robertson, LB (First Team, NEA, PFW)
Merlin Olsen, DT (Second Team, FN)
Dave Elmendorf, SS (Second Team, AP, NEA)
Tom Dempsey, K (Second Team, FN)

**1976** Jack Youngblood, DE (First Team, AP, PFWA, NEA, FN, PFW, NYP)
Monte Jackson, CB (First Team, AP, PFWA, NEA, FN, PFW, NYN, NYP)
Isiah Robertson, LB (First Team, AP; Second Team, PFWA)

**1977** Larry Brooks, DT (First Team, PFWA, NYP)
Monte Jackson, CB (First Team, PFWA)
Jack Youngblood, DE (First Team, NYN)
Isiah Robertson, LB (First Team, CPFN)
Harold Jackson, WR (Second Team, NEA)

**1978** Dennis Harrah, G (First Team, CPFN)
Jack Youngblood, DE (First Team, AP, PFWA, NEA, CPFN, PFW, NYN)
Jim Youngblood, LB (First Team, NYP, NYN)
Pat Thomas, CB (First Team, NYP, NYN)
Frank Corral, K (First Team, PFWA, NEA, CPFN, PFW)
Doug France, T (Second Team, AP, NEA)
Larry Brooks, T (Second Team, AP, NEA)

**1979** Jack Youngblood, DE (First Team, AP, PFWA, NEA, PFW, NYN)

# All-Time Honors

Larry Brooks, DT (First Team, AP)
Jim Youngblood, LB (Second Team, AP)

**1980**
Kent Hill, G (First Team, PFW)
Rich Saul, C (First Team, SI)
Pat Thomas, CB (First Team, AP, SI)
Nolan Cromwell, FS (First Team, AP, PFWA, NEA, TSN, FD, PFW, SI, CPFN, NYN)
Jack Youngblood, DE (Second Team, NEA, TSN)

**1981**
Nolan Cromwell, FS (First Team, AP, PFWA, NEA, TSN, PFW, SI, NYN)
LeRoy Irvin, PR (First Team, AP, PFWA, TSN, PFW)
Rod Perry, CB (First Team, NYN)
Rich Saul, C (Second Team, NEA)

**1982**
Nolan Cromwell, FS (First Team, AP, PFWA, FD)
LeRoy Irvin, PR (First Team, PFWA)

**1983**
Jackie Slater, T (First Team, NFL Films)
Kent Hill, G (First Team, TSN)
Eric Dickerson, RB (FIrst Team, AP, PFWA, NEA, TSN, PFW, CPFN, FD, SI, NFL Films)
Nolan Cromwell, SS (First Team, FD)
Johnnie Johnson, FS (First Team, NEA)

**1984**
Bill Bain, T (First Team, NFL Films, PFW)
Eric Dickerson, RB (First Team, AP, PFWA, NEA, TSN, PFW, CPFN, FD, SI NFL Films)
Jim Collins, LB (First Team, SI, PFW)
Henry Ellard, WR (First Team, AP, TSN, FD)
Kent Hill, G (Second Team, CPFN)
Gary Green, CB (Second Team, NEA)

**1985**
Jim Collins, LB (First Team, TSN)
LeRoy Irvin, CB (First Team, USA Today)
Vince Newsome, Nickel Back (First Team, SI)
Dale Hatcher, P (First Team, AP, TSN, FD, USA Today, SI)
Ron Brown, KR (First Team, AP, TSN, FD)
Henry Ellard, WR (First Team, TSN)
Gary Green, CB (Second Team, FD)
Kent Hill, G (Second Team, AP, FD)
Eric Dickerson, G (Honorable Mention, AP)

**1986**
Jackie Slater, T (First Team, SI)
Dennis Harrah, G (First Team, AP, PFWA, TSN, FD, NFL Films, PFW, CPFN)
Eric Dickerson, RB (First Team, AP, PFWA, NEA, TSN, FD, USA Today, SI, NFL Films, PFW, CPFW)
LeRoy Irvin, CB (First Team, AP, PFWA, TSN, FD, NFL Films)
Jerry Gray, CB (Second Team, AP)
Nolan Cromwell, FS (Honorable Mention, AP)
Mel Owens, LB (Honorable Mention, AP)
Doug Smith, C (Honorable Mention, AP)

**1987**
Jackie Slater, T (First Team, NEA)
Tom Newberry, G (First Team, USA Today, SI)
Charles White, RB (First Team, AP, PFWA, TSN, CPFN, FD, NFL Films, PFW)
Ron Brown, KR (First Team, CPFN)
Dale Hatcher, P (Second Team, CPFN)
Jerry Gray, CB (Second Team, NEA)

**1988**
Henry Ellard, WR (First Team, AP, PFWA, NEA, TSN, CPFN, SI, NFL Films, PFW)
Jackie Slater, T (First Team, NFL Films, PFW)
Irv Pankey, T (First Team, NEA)
Tom Newberry, G (First Team, AP, PFWA, TSN, CPFN, USA Today, NFL Films, PFW)
LeRoy Irvin, CB (First Team, SI)
Jim Everett, QB (Second Team, CPFN)
Jerry Gray, CB (Second Team, NEA)
Doug Smith, C (Honorable Mention, PFW)

**1989**
Jackie Slater, T (First Team, NEA, CPFN, FD)
Tom Newberry, G (First Team, AP, PFWA, TSN, USA, PFW)
Kevin Greene, LB (First Team, NEA, TSN, USA Today)
Jerry Gray, CB (First Team, PFWA, CPFN)
Mike Lansford, K (First Team, TSN)
Jim Everett, QB (Second Team, NEA, CPFN)

**1990**
Henry Ellard, WR (Honorable Mention, AP)
Jackie Slater, T (Honorable Mention, AP)
Tom Newberry, G (Honorable Mention, AP)
Doug Smith, C (Honorable Mention, AP)
Alvin Wright, NT (Honorable Mention, AP)
Kevin Greene, LB (Honorable Mention, AP)

**1991**
Robert Delpino, Receiver-Back (First Team, SI)

**1992**
Kevin Greene, LB (First Team, SI)
Jackie Slater, T (Honorable Mention, AP)

**1993**
Jerome Bettis, RB (First Team, AP, PFWA, CPFN)
Sean Gilbert, DT (First Team, CPFN)

**1994**
Sean Landeta, P (Honorable Mention, AP)

**1995**
Isaac Bruce, WR (First Team, SI)
Sean Landeta, P (First Team, USA Today)

**1996**
D'Marco Farr, DT (SI)
Eddie Kennison, PR (Second Team, CPFN, FD)

**1999**
Kurt Warner, QB (First Team, AP, CPFN, FD, SI, PFW, TSN, USA)
Marshall Faulk, RB (First Team, AP, SI, PFW, CPFN, TSN, FD, USA)
Isaac Bruce, WR (First Team, CPFN, TSN, USA; Second Team, AP, FD)
Orlando Pace, T (First Team, AP, PFW, TSN, USA; Second Team, CPFN, FD)
Kevin Carter, DE (First Team, AP,PFW, CPFN, TSN, FD, USA)
Tony Horne, KR (First Team, CPFN, PFW, SI, TSN, USA; Second Team, AP, FD)
Az-Zahir Hakim, PR (First Team, CPFN, USA (3rd Down Specalist)
London Fletcher, LB (Second Team, FD)
Todd Lyght, CB (Second Team, AP, CPFN, FD)
Adam Timmerman, G (Second Team, CPFN, FD)

**2000**
Marshall Faulk, RB (First Team, AP, CPFN, FD, FN, SI, PFW, SN, USA)
Az-Zahir Hakim, PR (First Team, PFW, TSN; Second Team, CPFN, FD)
Tom Nütten, G (First Team, USA)
Orlando Pace, T (First Team, CPFN, FN, PFW, SN; Second Team, AP)

**2001**
Kurt Warner, QB (First Team, AP, CPFN, FD, SI, PFW, TSN)
Marshall Faulk, RB (First Team, AP, CPFN, FD, SI, PFW, TSN)
Orlando Pace, T (First Team, AP, CPFW, PFW, TSN; Second Team, FD)
Aeneas Williams, CB (First Team, AP, FD, PFW, TSN; Second Team, CPFW)
Adam Timmerman, G (Second Team, AP, FD)
Ernie Conwell, TE (Second Team, FD)
Grant Wistrom, DE (Second Team, FD)

**2003**
Torry Holt, WR (First Team AP, SI, PFW, FD, TSN)
Orlando Pace, T (First Team AP, TSN)
Leonard Little, DE (First Team AP, PFW)
Jeff Wilkins, K (Second Team AP)

**2004**
Orlando Pace, T (TSN)

**2008**
Donnie Jones, P (Second Team AP)

**2009**
Steven Jackson, RB (Second Team AP)

# All-Time Honors

| | |
|---|---|
| | Donnie Jones, P (Second Team AP) |
| **2013** | Robert Quinn, DE (First Team AP, PFWA)<br>Johnny Hekker, P (First Team AP) |
| **2014** | Johnny Hekker, P (Second Team AP) |
| **2015** | Aaron Donald, DT (First Team AP, PFWA, SN)<br>Todd Gurley, RB (Second Team AP)<br>Johnny Hekker, P (First Team AP, PFWA, SN) |
| **2016** | Aaron Donald, DT (PFW, PFF, AP, SN)<br>Johnny Hekker, P (PFW, PFF, AP, Second Team SN) |
| **2017** | Pharoh Cooper, KR, (First Team AP KR,<br>Second Team AP PR, PFW, SN, PFF)<br>Aaron Donald, DT (AP, PFW, SN, PFF)<br>Johnny Hekker, P (AP, PFW)<br>Todd Gurley II, RB (AP, PFW, SN, PFF)<br>Rodger Saffold III, G (Second Team AP)<br>Andrew Whitworth, T (AP, PFW)<br>Greg Zuerlein, K (AP, PFW, SN) |
| **2018** | Aaron Donald, DT (AP, PFW, SN, PFF)<br>Todd Gurley II, RB (AP, PFW, SN)<br>Cory Littleton, ST (Second Team AP, Second Team PFF)<br>Johnny Hekker, P (Second Team AP, Second Team PFF) |
| **2019** | Aaron Donald, DT (AP, PFWA, SN, PFF) |

## NFL All-Rookie

| | |
|---|---|
| **1971** | Dave Elmendorf, S (UPI,FD)<br>Jack Youngblood, DE (FD)<br>Isiah Robertson, LB (AP, UPI, PFW, FD) |
| **1972** | Jim Bertleson, RB (UPI, PFW, FD) |
| **1973** | Lawrence McCutcheon, RB (UPI) |
| **1974** | Bill Simpson, S (PFWA) |
| **1975** | Doug France, T (PFWA)<br>Monte Jackson, CB (UPI, FD) |
| **1976** | Pat Haden, QB (FD)<br>Rusty Jackson, P (PFWA) |
| **1977** | Billy Waddy, WR (UPI, PFW, PFWA, FD)<br>Rafael Septien, K (UPI, PFW, PFWA, FD)<br>Bob Brudzinski, LB (AP, UPI, PFW, PFWA) |
| **1978** | Frank Corral, K (UPI, PFW, PFWA, FD) |
| **1980** | Johnnie Johnson, S (UPI, PFW, FD, PFWA) |
| **1983** | Eric Dickerson, RB (UPI, PFW, FD, PFWA) |
| **1985** | Dieter Brock, QB (UPI, FD, PFWA)<br>Dale Hatcher, P (UPI, PFWA) |
| **1986** | Tom Newberry, G (UPI, PFWA, PFW)<br>Jim Everett, QB (UPI, PFWA, PFW) |
| **1988** | Fred Strickland, LB (PFW) |
| **1989** | Bill Hawkins, DE (PFWA, PFW)<br>Frank Stams, LB (FD) |
| **1990** | Pat Terrell, S (FN) |
| **1992** | Sean Gilbert, DT (PFWA) |
| **1993** | Jerome Bettis, RB (PFWA, CPFN) |
| **1994** | Wayne Gandy, T (CPFN)<br>Keith Lyle, S (PFW) |
| **1995** | Kevin Carter, DE (FN, CPFN) |
| **1996** | Tony Banks, QB (CPFN, FN, PFW)<br>Eddie Kennison, WR (CPFN, PFW)<br>Eddie Kennison, PR (CPFN, FD, PFW) |
| **1999** | Torry Holt, WR (PFW, FN, FD |
| **2001** | Adam Archuleta, S (FD, PFW)<br>Tommy Polley, LB (FD, PFW) |
| **2003** | Pisa Tinoisamoa, LB (PFW) |
| **2009** | James Laurinaitis, LB (PFW) |
| **2010** | Sam Bradford, QB (PFW)<br>Rodger Saffold, T (PFW) |
| **2012** | Michael Brockers, DT (PFW)<br>Janoris Jenkins, CB (PFW) |
| **2013** | Tavon Austin, KR (PFW)<br>Alec Ogletree, LB (PFW) |
| **2014** | Aaron Donald, DT (PFW, SI)<br>Tre Mason, RB (PFW, SI)<br>E.J. Gaines, CB (PFW) |
| **2015** | Todd Gurley, RB (PFW)<br>Rob Havenstein, T (PFW) |
| **2017** | Cooper Kupp, WR (PFW) |

## NFC All-Western Conference

| | |
|---|---|
| **1956** | Duane Putnam, G (TSN)<br>Les Richter, MLB (TSN) |
| **1957** | Duane Putnam, G (TSN)<br>Tom Wilson, HB (TSN)<br>Les Richter, MLB (TSN)<br>Will Sherman, DB (TSN) |
| **1958** | Del Shofner, E (TSN)<br>Duane Putnam, G (TSN)<br>Jon Arnett, RB (TSN)<br>Les Richter, MLB (TSN)<br>Will Sherman, DB (TSN) |
| **1959** | Del Shofner, E (TSN) |
| **1960** | Jim Phillips, E (TSN) |
| **1961** | Jim Phillips, E (TSN)<br>Ed Meador, DB )TSN) |
| **1962** | Dick Bass, FB (TSN) |
| **1963** | Rosey Grier, DT (TSN)<br>Jack Pardee, LB (TSN) |
| **1964** | Frank Varrichione, T (TSN)<br>Merlin Olsen, DT (TSN)<br>Ed Meador, S (TSN)<br>Bruce Gossett, K (TSN) |
| **1965** | Merlin Olsen, DT (TSN)<br>Ed Meador, DB (TSN) |
| **1966** | David Jones, DE (TSN)<br>Merlin Olsen, DT (TSN)<br>Maxie Baughan, LB (TSN)<br>Ed Meador, DB (TSN)<br>Bruce Gossett, K (TSN) |

# All-Time Records

| | |
|---|---|
| 1967 | David Jones, DE (TSN) |
| | Merlin Olsen, DT (TSN) |
| | Roger Brown, DT (TSN) |
| | Maxie Baughan, LB (TSN) |
| | Ed Meador, S (TSN) |
| 1968 | Charlie Cowan, T (TSN) |
| | David Jones, DE (TSN) |
| | Merlin Olsen, DT (TSN) |
| | Maxie Baughan, LB (TSN) |
| | Ed Meador, S (TSN) |
| 1969 | Bob Brown, T (TSN) |
| | Tom Mack, G (TSN) |
| | Roman Gabriel, QB (TSN) |
| | David Jones, DE (TSN) |
| | Merlin Olsen, DT (TSN) |
| | Maxie Baughan, LB (TSN) |
| | Ed Meador, S (TSN) |

## NFL Coach Of The Year

| | |
|---|---|
| 1945 | Adam Walsh (NYN) |
| 1952 | Hamp Pool (NYN) |
| 1967 | George Allen (AP, UPI, TSN) |
| 1973 | Chuck Knox (AP, PFWA) |
| 1999 | Dick Vermeil (AP, CPFN, FD, FN, IFA, PFW, PFWA, SI, TSN, NFL Alumni ) |
| 2017 | Sean McVay (AP, PFWA, 101) |

## NFL Comeback Player Of The Year

| | |
|---|---|
| 2003 | Aeneas Williams, S (FD) |

## NFL Defensive Back Of The Year

| | |
|---|---|
| 1976 | Monte Jackson, CB (FD) |
| 1980 | Nolan Cromwell, FS (FD) |
| 1981 | Nolan Cromwell, FS (FD) |
| 1983 | Nolan Cromwell, SS (FD) |

## NFL Defensive Lineman Of The Year

| | |
|---|---|
| 1967 | David Jones, DE (NFLPA) |
| 1968 | David Jones, DE (NFLPA) |
| 1975 | Jack Youngblood, DE (PFW) |

## NFL Defensive Player Of The Year

| | |
|---|---|
| 1967 | David Jones, DE (NEA) |
| 1968 | David Jones, DE (NEA) |
| 1975 | Jack Youngblood, DE (UPI) |
| 2013 | Robert Quinn, DE (PFWA) |
| 2017 | Aaron Donald, DT (AP, PFWA, 101) |
| 2018 | Aaron Donald, DT (AP, PFWA, 101) |

## NFL Kick Returner Of The Year

| | |
|---|---|
| 1984 | Henry Ellard (NFL Alumni) |
| 1985 | Ron Brown (NFL Alumni) |



Rams DT Aaron Donald receiving the Defensive Rookie of the Year Award at the 4th Annual NFL Honors. Photo courtesy of APimages.com

## NFL Most Valuable Player

| | |
|---|---|
| 1999 | Kurt Warner, QB (AP, IFA, PFW, PFWA) |
| 2000 | Marshall Faulk, RB (AP, PFW, PFWA) |
| 2001 | Kurt Warner, QB (AP) |
| 2001 | Marshall Faulk, RB (PFW, PFWA) |

## NFL Offensive Coordinator Of The Year

| | |
|---|---|
| 1999 | Mike Martz (FD) |

## NFL Offensive Lineman Of The Year

| | |
|---|---|
| 1969 | Bob Brown, T (NFLPA) |

## NFL Offensive Player Of The Year

| | |
|---|---|
| 1969 | Roman Gabriel, QB (PFW, KCC) |
| 1986 | Eric Dickerson, RB (AP) |
| 1999 | Marshall Faulk, RB (AP, CPFN) |
| 1999 | Kurt Warner (PFW) |
| 2000 | Marshall Faulk, RB (AP, CPFN) |
| 2001 | Marshall Faulk, RB (AP, CPFN) |
| 2017 | Todd Gurley II, RB (AP, PFWA, 101) |

## NFL Offensive Rookie Of The Year

| | |
|---|---|
| 1983 | Eric Dickerson, RB (AP, PFW) |
| 1993 | Jerome Bettis, RB (AP, PFW) |
| 2010 | Sam Bradford, QB (AP, PFW) |
| 2015 | Todd Gurley II, RB (AP, PFW) |



Rams RB Todd Gurley II receiving the Offensive Rookie of the Year Award at the 5th Annual NFL Honors. Photo courtesy of APimages.com

## NFL Defensive Rookie Of The Year

| | |
|---|---|
| 1971 | Isiah Robertson, LB (PFWA) |
| 2014 | Aaron Donald, DT (PFW, NFL, AP) |

## Player Of The Year

| | |
|---|---|
| 1969 | Roman Gabriel, QB (AP, UPI, TSN, NEA) |
| 1999 | Kurt Warner, QB (FD, SI, TSN) |
| 2000 | Marshall Faulk, RB (FD, SI, TSN) |
| 2001 | Kurt Warner, QB (FD) |
| 2001 | Marshall Faulk, RB (SI, TSN) |
| 2017 | Todd Gurley II, RB (NFL Alumni) |

## NFL Quarterback Of The Year

| | |
|---|---|
| 1999 | Kurt Warner (IFA, NFL Alumni, NQC) |

## NFL Rookie Of The Month

| | |
|---|---|
| 1996 | Eddie Kennison, WR (Oct.) |
| 2010 | Sam Bradford, QB (Oct., Nov.) |
| 2016 | Todd Gurley, RB (Oct.) |

# All-Time Honors

## NFL Rookie Of The Year

**1971** Isiah Robertson, LB (PFW)
**1983** Eric Dickerson, RB (NEA, PFWA, CPFN, FN, PFW)
**1993** Jerome Bettis, RB (TSN, UPI)
**2016** Todd Gurley II, RB (AP, PFWA)

## NFL Running Back Of The Year

**1983** Eric Dickerson (FD, NFL Alumni)
**1984** Eric Dickerson (NFL Alumni)
**1986** Eric Dickerson (NFL Alumni)

## NFL Wide Reciever Of The Year

**1989** Henry Ellard (NFL Alumni)

## Pete Rozzele Trophy

(Super Bowl Most Valuable Player)
**1999** Kurt Warner, QB

## Phil Simms All-IronmanTeam

**1999** Marshall Faulk, RB

## Pro Bowl

**1938 (1)** Ed Goddard QB

**1939 (5)** Jim Benton E, Johnny Drake FB, Parker Hall QB, Vic Spadaccini QB, John Wiatrak C

**1940 (2)** Ollie Cordell B, Ted Livingston G

**1941 (2)** Chet Adams T, Dante Magnani HB

**1950 (8)** Larry Brink DE, Glenn Davis HB, Tom Fears E, Dick Hoerner FB, Dick Huffman T, Woodley Lewis HB, Norm Van Brocklin QB, Bob Waterfield QB

**1951 (8)** Larry Brink DE (2), Elroy Hirsch E, Don Paul C, Dan Towler HB, Norm Van Brocklin QB (2), Bob Waterfield QB (2), Stan West G, Paul Younger FB

**1952 (7)** Elroy Hirsch E (2), Don Paul C (2), Dan Towler HB (2), Norm Van Brocklin QB (3), Stan West G (2), Jim Winkler T, Paul Younger FB (2)

**1953 (6)** Elroy Hirsch E (3), Don Paul C (3), Andy Robustelli DE, Dan Towler HB (3), Norm VanBrocklin QB (4), Paul Younger FB (3)

**1954 (7)** Bob Boyd E, Leon McLaughlin C, Duane Putnam G, Skeet Quinlan HB, Les Richter LB, Dan Towler HB (4), Norm Van Brocklin QB (5)

**1955 (9)** Leon Clarke E, Bud McFadin DT, Paul Miller DE, Duane Putnam G (2), Les Richter LB (2), Andy Robustelli DE (2), Will Sherman S, Norm Van Brocklin QB (6), Ron Waller HB

**1956 (6)** Leon Clarke E (2), John Hock G, Bud McFadin DT (2), Les Richter LB (3), Tom Wilson RB, Paul Younger FB (4)

**1957 (5)** Jon Arnett HB, Dick Daughtery LB, Duane Putnam G (3), Les Richter LB (4), Tom Wilson HB (2)

**1958 (6)** Jon Arnett HB (2), Duane Putnam G(4), Les Richter LB (5), Will Sherman S(2), Del Shofner SE, Bill Wade QB

**1959 (4)** Jon Arnett HB (3), Lamar Lundy DE, Les Richter LB (6), Del Shofner SE (2)

**1960 (4)** Jon Arnett HB (4), Ed Meador DB, Jim Phillips E, Les Richter LB (7)

**1961 (3)** Jon Arnett HB (5), Jim Phillips E (2), Les Richter LB (8)

**1962 (4)** Dick Bass HB, Merlin Olsen DT, Jim Phillips E(3), Frank Varrichione T

**1963 (3)** Dick Bass HB (2), Merlin Olsen DT (2), Jack Pardee LB

**1964 (3)** David Jones DE, Ed Meador DB (2), Merlin Olsen DT (3)

**1965 (4)** David Jones DE (2), Tom McDonald E, Ed Meador DB (3), Merlin Olsen DT (4)

**1966 (7)** Dick Bass HB (3), Maxie Baughan LB, Bruce Gossett K, David Jones DE (3), Marlin McKeever TE, Ed Meador DB (4),Merlin Olsen DT (5)

**1967(10)** Maxie Baughan LB (2), Roger Brown DT, Bernie Casey FL, Roman Gabriel QB, David Jones DE (4), Les Josephson HB, Tom Mack G, Ed Meador DB (5), Merlin Olsen DT (6), *Jack Snow SE

**1968 (9)** Maxie Baughan LB (3), Joe Carollo T, Charlie Cowan T, Roman Gabriel QB (2), Bruce Gossett K (2), David Jones DE (5), Tom Mack G (2), Merlin Olsen DT (7), Joe Scibelli G

**1969 (7)** *Maxie Baughan LB (4), *Bob Brown T, Charlie Cowan T (2), Roman Gabriel QB (3), David Jones DE (6), Tom Mack G (3), Merlin Olsen DT (8)

**1970 (5)** *Bob Brown T (2), Charlie Cowan T (3), David Jones DE (7), Tom Mack G (4), *Merlin Olsen DT (9)

**1971 (4)** *Willie Ellison RB, Tom Mack G (5), Merlin Olsen DT (10), Isiah Robertson LB

**1972 (4)** Coy Bacon DE, Dave Chapple P, Tom Mack G (6), Merlin Olsen DT (11)

**1973 (8)** Jim Bertelsen RB, John Hadl QB, Harold Jackson WR, Tom Mack G (7), Lawrence McCutcheon RB, Merlin Olsen DT (12), Isiah Robertson LB (2), Jack Youngblood DE

**1974 (6)** James Harris QB, Tom Mack G (8), Lawrence McCutcheon RB (2), Merlin Olsen DT (13), Isiah Robertson LB (3), Jack Youngblood DE (2)

**1975 (8)** Fred Dryer DE, Harold Jackson WR (2), Tom Mack G (9), Lawrence McCutcheon RB (3), Merlin Olsen DT (14), Jack Reynolds LB, Isiah Robertson LB (4), Jack Youngblood DE (3)

**1976 (7)** Larry Brooks DT, Monte Jackson CB, Ron Jessie WR, Lawrence McCutcheon RB (4), Isiah Robertson LB (5), Rich Saul C, Jack Youngblood DE (4)

**1977 (10)** Larry Brooks DT (2), Doug France T, Pat Haden QB, Harold Jackson WR (3), *Monte Jackson CB (2), Tom Mack G (10), Lawrence McCutcheon RB (5), Isiah Robertson LB (6), Rich Saul C (2), Jack Youngblood DE (5)

# All-Time Honors

| | |
|---|---|
| **1978 (10)** | *Larry Brooks DT (3), Frank Corral K, Doug France T (2), Dennis Harrah G, Cody Jones DT, Tom Mack G (11), Rod Perry CB, Rich Saul C (3), Pat Thomas CB, Jack Youngblood DE (6) |
| **1979 (5)** | Larry Brooks DT (4),Dennis Harrah G(2), Rich Saul C (4), Jack Youngblood DE (7), Jim Youngblood LB |
| **1980 (8)** | Larry Brooks DT (5), Nolan Cromwell S, Dennis Harrah G (3), Kent Hill T, Rod Perry CB (2), Jack Reynolds LB(2), Rich Saul C (5), *Pat Thomas CB (2) |
| **1981 (2)** | Nolan Cromwell S (2), Rich Saul C (6) |
| **1982 (2)** | Nolan Cromwell S (3), Kent Hill T (2) |
| **1983 (4)** | Nolan Cromwell S (4),Eric Dickerson RB, Kent Hill T (3), Jackie Slater T |
| **1984 (4)** | Eric Dickerson RB (2), Henry Ellard KR, Kent Hill T (4), Doug Smith C |
| **1985 (9)** | Ron Brown KR, Jim Collins LB, Gary Green CB, Dennis Harrah G (4), Dale Hatcher P, Kent Hill T (5), LeRoy Irvin CB, Jackie Slater T (2), *Doug Smith C (2) |
| **1986 (7)** | Eric Dickerson RB (3), Carl Ekern LB, Jerry Gray CB, Dennis Harrah G (5), LeRoy Irvin CB (2), Jackie Slater T (3), Doug Smith C (3) |
| **1987 (5)** | Jerry Gray CB (2), Dennis Harrah G (6), Jackie Slater T (4), Doug Smith C (4), Charles White RB |
| **1988 (5)** | Henry Ellard WR (2), Jerry Gray CB (3), Tom Newberry G, Jackie Slater T (5), Doug Smith C (5) |
| **1989 (6)** | Henry Ellard WR (3), *Jim Everett QB, Jerry Gray CB (4), Kevin Greene LB, *Tom Newberry G (2), Jackie Slater, T (6), Doug Smith C (6) |
| **1990 (2)** | Jim Everett QB (2), Jackie Slater T (7) |
| **1993 (2)** | Jerome Bettis RB, Sean Gilbert DT |
| **1994 (1)** | Jerome Bettis RB (2) |
| **1996 (1)** | Isaac Bruce, WR |
| **1999 (8)-** | Isaac Bruce, WR (2), Kevin Carter, DE D'Marco Farr, DT, Marshall Faulk, RB, Todd Lyght, CB, Orlando Pace, T, Adam Timmerman, G, Kurt Warner, QB |
| **2000 (5)** | *Isaac Bruce, WR (3), *Marshall Faulk, RB (2), Torry Holt, WR, Orlando Pace, T (2), *Kurt Warner, QB (2) |

## Rams Pro Bowlers By Position

| | |
|---|---|
| Quarterback | 13 |
| Running Back | 25 |
| Wide Receiver | 7 |
| Tight End | 1 |
| Tackle | 12 |
| Guard | 9 |
| Center | 5 |
| Defensive End | 19 |
| Defensive Tackle | 12 |
| Linebacker | 10 |
| Defensive Back | 10 |
| Safety | 2 |
| Punter | 5 |
| Kicker | 4 |
| Long Snapper | 2 |
| Kick Returner | 3 |
| Special Teamer | 1 |

| | |
|---|---|
| **2001 (7)** | *Isaac Bruce, WR (4), Marshall Faulk, RB (3), Torry Holt, WR (2), *Orlando Pace, T (3), Adam Timmerman G (2), Kurt Warner QB (3), Aeneas Williams CB |
| **2002 (2)** | Marshall Faulk, RB (4), *Orlando Pace, T (4) |
| **2003 (6)** | Marc Bulger, QB, Torry Holt, WR (3), Leonard Little, DE, Orlando Pace, T (5), Jeff Wilkins K, Aeneas Williams S (8) |
| **2004 (2)** | Torry Holt, WR (4), Orlando Pace, T (6) |
| **2005 (2)** | Torry Holt, WR (5), Orlando Pace, T (7) |
| **2006 (3)** | Marc Bulger, QB (2), *Torry Holt, WR (6), Steven Jackson, RB (1) |
| **2007 (1)** | Torry Holt, WR (7) |
| **2009 (1)** | *Steven Jackson, RB (2) |
| **2010 (1)** | StevenJackson, RB (3) |
| **2013 (2)** | Robert Quinn, DE (1), Johnny Hekker, P (1) |
| **2014 (2)** | Robert Quinn, DE (2), Aaron Donald, DT (1) |
| **2015 (3)** | Aaron Donald, DT (2), Todd Gurley, RB (1), Johnny Hekker, P (2) |
| **2016 (3)** | *Aaron Donald, DT (3), Johnny Hekker, P (3), LS Jake McQuaide (1) |
| **2017 (8)** | Pharoh Cooper (1), RS, *Aaron Donald, DT (4), Jared Goff, QB (1), Todd Gurley II, RB (2), Johnny Hekker, P (4), LS Jake McQuaide (2), Andrew Whitworth (4) |
| **2018 (4)** | *Jared Goff, QB (2), *Todd Gurley II, RB (3), *Aaron Donald, DT (5), *Cory Littleton, ST (1) |
| **2019 (2)** | *Aaron Donald, DT (6), *Jalen Ramsey, CB (3) |

**Selected but did not play*

## Player Of The Week

| | |
|---|---|
| **1970** | David Jones, DE, Week 8 (AP) |
| **1983** | Jack Youngblood, DE, Week 16 (PFW) |
| **1984** | Jack Youngblood, DE, Week 5 (NFC Defensive)<br>Eric Dickerson, RB, Week 10 (NFC Offensive)<br>Eric Dickerson, RB, Week 15 (NFC Offensive) |
| **1985** | Dieter Brock, QB, Week 4 (NFC Offensive)<br>Jim Collins, ILB, Week 5 (NFC Defensive)<br>LeRoy Irvin, CB, Week 6 (NFC Defensive)<br>Ron Brown, WR-KR, Week 12 (NFC Offensive) |
| **1986** | Mel Owens, OLB, Week 3 (NFC Defensive)<br>Eric Dickerson, RB, Week 5 (NFC Offensive)<br>Nolan Cromwell, S, Week 12 (NFC Defensive) |
| **1987** | Charles White, RB, Week 10 (NFC Offensive)<br>Jim Everett, QB, Week 13 (NFC Offensive) |
| **1988** | Gary Jeter, DE, Week 3 (NFC Defensive)<br>Kevin Greene, OLB, Week 6 (NFC Defensive)<br>Jim Everett, QB, Week 16 (NFC Offensive) |
| **1989** | Vince Newsome, S, Week 3 (NFC Defensive)<br>Jim Everett, QB, Week 10 (NFC Offensive)<br>Henry Ellard, WR, Week 11 (NFC Offensive)<br>Willie Anderson, WR, Week 12<br>(NFC Offensive) Brett Faryniarz, OLB, |

# All-Time Honors

Week 15 (NFC Defensive)
Greg Bell, RB, Week 16 (NFC Offensive)

**1990** Jim Everett, QB, Week 7 (NFC Offensive)

**1992** Todd Lyght, CB, Week 2 (NFC Defensive)
Jim Everett, QB, Week 14 (NFC Defensive)

**1993** Sean Gilbert, DT, Week 2 (NFC Defensive)
Jim Everett, QB, Week 4 (NFC Offensive)
Sean Landeta, P, Week 12 (NFC Special Teams)
Jerome Bettis, RB, Week 15 (NFC Offensive)

**1994** Sean Landeta, P, Week 4 (NFC Special Teams)

**1995** Isaac Bruce, WR, Week 1 (NFC Special Teams)
Chris Miller, QB, Week 4 (NFC Offensive)
Isaac Bruce, WR, Week 6 (NFC Offensive)
Sean Landeta, P, Week 11 (NFC Special Teams)
Sean Landeta, P, Week 14 (NFC Special Teams)

**1996** Anthony Parker, CB, Week 7 (NFC Defensive)
Eddie Kennison, WR, Week 10 (NFC Special Teams)
Eddie Kennison, WR, Week 16 (NFC Offensive)

**1997** Will Brice, P, Week 4 (NFC Special Teams)

**1998** Greg Hill, RB, Week 3 (NFC Offensive)

**1999** Kurt Warner, QB, Week 3 (NFC Offensive)
Az-Zahir Hakim, PR, Week 4 (NFC Special Teams)
Isaac Bruce, WR, Week 5 (NFC Offensive)
Marshall Faulk, RB, Week 6 (NFC Offensive)
Kevin Carter, DE, Week 10 (NFC Defensive)
Tony Horne, KR, Week 12 (NFC Special Teams)
Marshall Faulk, RB, Week 12 (NFC Offensive)

**2000** Marshall Faulk, RB, Week 3 (NFC Offensive)
Kurt Warner, QB, Week 5 (NFC Offensive)
Marshall Faulk, RB, Week 7 (NFC Offensive)
Az-Zahir Hakim, PR, Week 9 (NFC Special Teams)
Trent Green, QB, Week 11 (NFC Offensive)
London Fletcher, LB, Week 15 (NFC Defensive)
Marshall Faulk, RB, Week 17 (NFC Offensive)

**2001** London Fletcher, LB Week 2 (NFC Defensive)
Kurt Warner, QB, Week 3 (NFC Offensive)
London Fletcher LB, Week 10 (NFC Defensive)
Kurt Warner, QB, Week 12 (NFC Offensive)
Aeneas Williams, CB, Week 13 (NFC Defensive)
Grant Wistrom, DE, Week 14 (NFC Defensive)
Marshall Faulk, RB, Week 17 (NFC Offensive)

**2002** Marc Bulger, QB, Week 6 (NFC Offensive)
Isaac Bruce, QB, Week 10 (NFC Offensive)
Jeff Wilkins, K, Week 15 (NFC Special Teams)

**2003** Brian Young, DT, Week 10 (NFC Defensive)
Leonard Little, DE, Week 13 (NFC Defensive)
Aeneas Williams, S, Week 14 (NF Defensive)

**2004** Sean Landeta, P, Week 6 (NFC Special Teams)
Bryce Fisher, DE, Week 16 (NFC Defensive)
Marc Bulger, QB, Week 17 (NFC Offensive)

**2005** Ryan Fitzpatrick, QB, Week 12 (NFC Offensive)

**2006** Jeff Wilkins, K, Week 1 (NFC Special Teams)
Matt Turk, P, Week 15 (NFC Special Teams)
Steven Jackson, RB, Week 16 (NFC Offensive)

**2007** Marc Bulger, QB, Week 10 (NFC Offensive)

**2008** Oshiomogho Atogwe, S, Week 6 (NFC Defensive)
Steven Jackson, RB, Week 7 (NFC Offensive)

**2009** Josh Brown, K, Week 8 (NFC Special Teams)

**2010** Chris Long, DE, Week 6 (NFC Defensive)

**2011** Robert Quinn, DE, Week 8 (NFC Special Teams)

**2012** Greg Zuerlein, K, Week 4 (NFC Special Teams)
Johnny Hekker, P, Week 5 (NFC Special Teams)
Janoris Jenkins, Week 12 (NFC Defensive)
Greg Zuerlein, K, Week 13 (NFC Special Teams)

**2013** Robert Quinn, DE, Week 1 (NFC Defensive)
Tavon Austin, WR, Week 10, (NFC Special Teams)
Tavon Austin, WR, Week 10, (Rookie of the Week)

**2014** Stedman Bailey, WR, Week 7 (NFC Special Teams)
Greg Zuerlein, Week 11 (NFC Special Teams)
Tavon Austin, WR/PR, Week 14, (NFC Special Teams)

**2015** Aaron Donald, DT, Week 1 (NFC Defensive)
Tavon Austin, WR, Week 1 (NFC Special Teams)
Aaron Donald, DT, Week 14 (NFC Defensive)
Benny Cunningham, KR, Week 15 (NFC Special Teams)

**2016** Aaron Donald, DT, Week 4 (NFC Defense)
Johnny Hekker, P, Week 10 (NFC Special Teams)

**2017** Trumaine Johnson, CB, Week 1 (NFC Defensive)
Todd Gurley II, RB, Week 4 (NFC Offensive)
Greg Zuerlein, K, Week 4 (NFC Special Teams)
Pharoh Cooper, WR/KR/PR, Week 6 (NFC Special Teams)
Jared Goff, QB, Week 9 (NFC Offensive)
Greg Zuerlein, K, Week 10 (NFC Special Teams)
Todd Gurley II, RB, Week 15 (NFC Offensive)
Todd Gurley II, RB, Week 16 (NFC Offensive)

**2018** Greg Zuerlein, K, Week 1 (NFC Special Teams)
Blake Countess, DB, Week 3 (NFC Special Teams)
Jared Goff, QB, Week 4 (NFC Offensive)
Todd Gurley II, RB, Week 6 (NFC Offensive)
Aaron Donald, DT, Week 7 (NFC Defensive)
Samson Ebukam, OLB, Week 11 (NFC Defensive)
Todd Gurley II, RB, Week 13 (NFC Offensive)
Aaron Donald, DT, Week 16 (NFC Defensive)

**2019** Aaron Donald, DT, Week 11 (NFC Defensive)
Jared Goff, QB, Week 13 (NFC Offensive)
Johnny Hekker, P, Week 17 (NFC Special Teams)

## Player Of The Month

**1986** Eric Dickerson, RB, Oct. (NFC Offense)

**1988** Jim Everett, QB, Sept. (NFC Offense)
Henry Ellard, WR, Dec. (NFC Offense)

**1994** Sean Landeta, P, Sept. (NFC Special Teams)

**1995** Roman Phifer, LB, Sept. (NFC Defense)
Isaac Bruce, WR, Oct. (NFC Offense)
Sean Landeta, P, Nov. (NFC Special Teams)

**1996** Keith Lyle, S, Oct. (NFC Defense)

**1999** Kurt Warner, QB, Sept. (NFC Offense)
Kevin Carter, DE, Nov. (NFC Defense)

**2000** Kurt Warner, QB, Sept. (NFC Offense)
Marshall Faulk, RB, Oct. (NFC Offense)
Marshall Faulk, RB, Dec. (NFC Offense)

# All-Time Honors

| | |
|---|---|
| **2001** | Marshall Faulk, RB, Sept.. (NFC Offense)<br>Marshall Faulk, RB, Dec. (NFC Offense) |
| **2003** | Jeff Wilkins, K, Sept. (NFC Special Teams)<br>Torry Holt, WR, Oct. (NFC Offensive)<br>Adam Archuleta, S, Nov. (NFC Defensive)<br>Jeff Wilkins, K, Dec. (NFC Special Teams)<br>Grant Wistrom, DE, Dec. (NFC Defensive) |
| **2004** | Bryce Fisher, DE, Dec. (NFC Defensive) |
| **2005** | Adam Archuleta, S, Sept. (NFC Defensive) |
| **2006** | Steven Jackson, RB, Dec. (NFC Offensive) |
| **2008** | Josh Brown, K, Oct. (NFC Special Teams) |
| **2013** | Tavon Austin, WR, Nov. (NFC SpecialTeams) |
| **2016** | Johnny Hekker, P, Oct. (NFC SpecialTeams) |
| **2017** | Todd Gurley II, RB, Sept., Dec. (NFC Offense)<br>Greg Zuerlein, K, Oct., Nov. (NFC Special Teams) |
| **2018** | Jared Goff, QB, Sept. (NFC Offense)<br>Todd Gurley II, RB, Oct. (NFC Offense)<br>Aaron Donald, DT, Oct. (NFC Defensive) |

## Staples Coach Of The Year

| | |
|---|---|
| **1999** | Dick Vermeil |

## USA Football All-Fundamentals Team

| | |
|---|---|
| **2012** | Chris Long, DE |
| **2013** | Chris Long, DE |

## Washington D.C. Touchdown Club

(NFL Player of the Year; Coach of the Year)

| | |
|---|---|
| **1950** | Bob Waterfield, QB |
| **1954** | Norm Van Brocklin, QB |
| **1967** | George Allen |
| **1973** | Chuck Knox |
| **1978** | Pat Haden, QB (NFC) |
| **1984** | Eric Dickerson, RB |

## Whizzer White Award

(NFL Man of the Year)

| | |
|---|---|
| **1970** | Kermit Alexander, CB |

**AP** - Associated Press; **CO** - Coaches' All-Pro Team; **CPFN** - College and Pro Football Newsweekly; **FD** - Football Digest; **FN** - Football News; **HA** -Chicago Herald-American; **HOF** - Hall of Fame Selection Committee; **IFA** - Internet Football Awards; **INS** - International News Service; **NEA** - Newspaper Enterprise Association; **NFL** - National Football League; **NQC** - National Quarterback Club; **NYM** - New York Daily Mirror; **NYN** - New York Daily News; **NYP** - New York Post; **PFF** - Pro Football Focus; **PFW** - Pro Football Weekly; **PFWA** - Pro Football Writers of America; **SI** - Sports Illustrated; **TSN** - The Sporting News; **UPI** - United Press International; **USA** - USA Today; **WP** - Washington Post



Los Angeles Rams 2020 Media Guide

# Team History

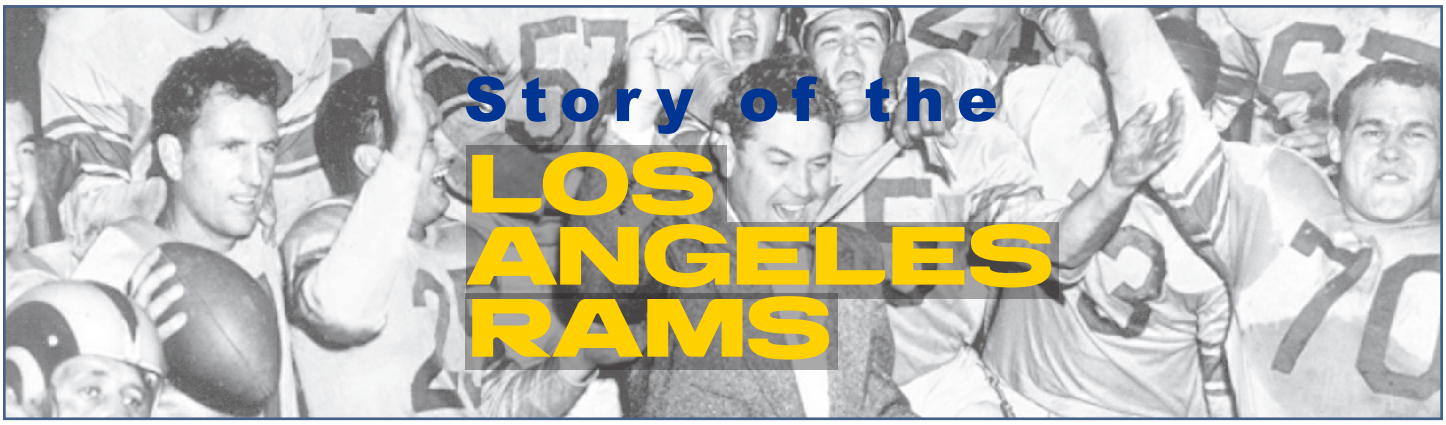

# Story of the LOS ANGELES RAMS

**1937** On Feb. 13, the National Football League grants a Cleveland franchise to Homer Marshman and Associates, a prominent group of local businessmen. Another Rams team in Cleveland had played in the American Football League in 1936 and finished with a 5-2-2 record, second best in the league. Hugo Bezdek is named head coach of new NFL franchise. Rams finish with 1-10 record. Home games are played in Municipal Stadium and League Park. Bob Kelley is radio play-by-play announcer.

**1938** Assistant coach Art Lewis takes over team after three losses at start of season. Rams win first three under Lewis but finish with 4-7 record. Home games are played in Shaw Stadium, named after high school on Shaw Avenue in Cleveland.

**1939** Earl (Dutch) Clark becomes head coach. Rams finish at .500 for first time with 5-5-1 record. Parker Hall joins team as rookie tailback and wins Joe Carr Trophy as NFL's official Most Valuable Player. Trophy is named after NFL president. Hall is first Ram to earn first team All-Pro honors.

**1940** Rams drop back to 4-6-1 record. Fullback Johnny (Zero) Drake is all-NFL first team.

**1941** Daniel F. Reeves and Fred Levy, Jr., purchase Rams in June and hire Billy Evans as general manager. Team wins first two games but drops next nine to finish fifth in NFL West.

**1942** Evans resigns before season. Charles (Chile) Walsh replaces Art Lewis as assistant coach. Lt. Reeves and Maj. Levy depart to enter armed forces. Bob Kelley is named club secretary. After three seasons in Municipal Stadium Rams return to play all home games in League Park. Team finishes 5-6. Clark resigns as head coach after season with overall, 16-26-2 record.

**1943** Chile Walsh is named head coach, but NFL grants Rams permission to suspend operations for one season because of wartime restrictions and shortages. On April 16, Reeves buys out Levy. On loan to Detroit, Riley Matheson is all-NFL selection.

**1944** Chile Walsh becomes general manager. Chile appoints Aldo (Buff) Donelli as head coach. Donelli once held the distinction of being the Pittsburgh Steelers' head coach and Duquesne University's head coach at the same time. Team of free agents and pickups finishes 4-6-0.

**1945** Donelli joins military. Walsh names his brother, Adam Walsh, as head coach. Bob Waterfield, a third-round future draft choice in 1944 from UCLA, joins team as T-formation quarterback and leads Rams to 9-1 season and to first NFL West title. On icy field, Rams defeat Washington Redskins, 15-14, at Cleveland for NFL championship, Dec. 16. Waterfield becomes first player to receive unanimous vote for NFL Most Valuable Player award. Walsh is named coach of the year. Riley Matheson, Jim Benton, Eberle Schultz and Jim Gillette receive all-Pro honors. Benton caught 10 passes for NFL record 303 yards in 28-21 win at Detroit, Nov. 22. Benton's mark stood as NFL record for 40 years, broken by Chiefs' Stephone Paige, who had 309 yards in 1985 game against San Diego. Eddie Kotal joins team as NFL's first, fulltime college scout.



*Hall of Fame quarterback Bob Waterfield led the Rams to its first winning season and capped it with an NFL Championship in 1945, the team's last game in Cleveland.*



*Kenny Washington of the University of California at Los Angeles in action.*

**1946** Reeves receives approval to move franchise to Los Angeles, Jan. 11. Rams sign halfback Kenny Washington, March 9, and end Woody Strode, March 21. They are first African-American players in the modern NFL and join team one year before Jackie Robinson breaks baseball color barrier with Brooklyn Dodgers. After 6-4-1 season, both Walshes resign.

**1947** Reeves assumes duties of general manager. Bob Snyder is named head coach with Joe Stydahar as new assistant. Team is talent-heavy but slowed by injuries in 6-6 season. Reeves sells part interests to former partner Levy; to Edwin and Harold Pauley, and Hal Seley.

**1948** Clark Shaughnessy joins staff as advisory coach. Snyder resigns, Sept. 3. and Shaughnessy becomes head coach. Rams are first professional franchise with team insignia or logo on helmet. They introduce headgear with painted Rams horns, designed by halfback Fred Gehrke, an industrial design artist in off-seasons. By 1960, all pro teams except Cleveland have logos on helmets. Team wins four of last five to post 6-5-1 mark.

**1949** Rams wins first six games, capped by 27-24 victory over Chicago Bears before NFL regular-season record crowd of 86,080 in Los Angeles Coliseum, then hang on with 2-2-2 finish to win first NFL West title since moving from Cleveland. Heavy rain and sloppy field at Coliseum conspire against Rams as Philadelphia Eagles skid to 14-0 win in NFL title game.

**1950** NFL absorbs All-America Football Conference, leaving Rams as lone pro team in Los Angeles after four years of two-league existence and Rams competition from Los Angeles Dons. In February, Stydahar becomes head coach, replacing Shaughnessy. Team sets 22 league records in rolling to conference title tie. Waterfield and end Tom Fears lead Rams to 24-14 division playoff win over Bears, but following week in Cleveland, Lou Groza's late field goal beats Rams, 30-28. Waterfield is named NFL Player of Year by Washington D.C. Touchdown Club.

**1951** Rams win third straight NFL West title on final day of season, then defeat Cleveland at the Coliseum, 24-17, on 73-yard pass, Norm Van Brocklin to Fears, for first NFL title since moving to Los Angeles.

**1952** After team loses three straight preseason games and drops league opener 37-7 to Cleveland, Stydahar resigns. He is replaced as head coach by Hampton Pool. Team loses two



Fullback Dick Hoerner lands on his back in the end zone to score the first touchdown for the Los Angeles Rams in the National league championship playoff game against the Cleveland Browns in the Los Angeles Coliseum, on Dec. 23, 1951. He took a handoff Quarterback Bob Waterfield (7). Cleveland players include Fullback Tony Adamle, Guard Bill Willis (30) and Tackle Derrell Palmer (42).



Pete Rozelle is congratulated on being named NFL Commissioner by Los Angeles Rams co-owners Dan Reeves and Fred Levy in Los Angeles on Feb. 8, 1960.

of next three, but wins last eight to tie for NFL West title. Rams lose Western playoff in Detroit 31-21. Rams trade 11 players to Dallas for rookie Les Richter, who then enters Army for two years. Waterfield retires.

**1953** Club co-owner Harold Pauley passes away. Rams finish with 8-3-1 record, losing three games by total of eight points to finish third in NFL West. Rams defeat eventual world champion Detroit twice; Rams 37-34 victory over Lions Nov. 1 is witnessed by 93,751 in Coliseum, a pro football record.

**1954** Team has disappointing 6-5-1 mark. Norm Van Brocklin is named NFL Player of Year by Washington D.C. Touchdown Club. Split end Bob Boyd is lone Ram to be named all-Pro. All assistant coaches resign. Pool soon follows.

**1955** On Jan. 26, Rams hire Sid Gillman, head coach at University of Cincinnati, to replace Pool. Fine defensive year and clutch field goal kicking by Les Richter give team hard-fought, 8-3-1 record for NFL West title. Cleveland wins title game at Coliseum 38-14.

**1956** In form reversal, team loses five consecutive early-season games and finishes with 4-8 record.

**1957** Ram owners name former Rams publicist Pete Rozelle as general manager. Team loses squeakers on road to 49ers and Lions, finishing 6-6. Rams set standing professional record with attendance of 102,368 for game with San Francisco, Nov. 10.

**1958** Van Brocklin goes to Eagles in preseason trade. Bill Wade sets several Rams passing records en route to 8-4 season. Rams twice draw home crowds of more than 100,000.

**1959** Rams lose last eight games and finish 2-10, their poorest record since 1937. Ollie Matson, acquired in trade with Chicago Cardinals March 23 for 9 players, is workhorse at fullback. On last day of season, Gillman and staff resign.

**1960** Following death of Bert Bell, Pete Rozelle is named NFL commissioner, Jan. 26. Elroy Hirsch replaces Rozelle as Rams general manager. Bob Waterfield is named head coach. Rams post 4-7-1 record.

**1961** Rams trade Bill Wade, Del Shofner, and John Guzik to Chicago for Zeke Bratkowski, Lindon Crow, and 1962 first draft choice, which enables Rams to draft future Rams greats Roman Gabriel and Merlin Olsen the following year. Rams finish with 4-10 record.

**1962** Rams make North Carolina State quarterback Roman Gabriel second pick in first round and Utah State defensive tackle Merlin Olsen third pick in first round of draft. Dick Bass provides bright spot in 1-12-1 season with all-Pro selection. Waterfield resigns after eighth game. Harland Svare is named interim head coach. On Dec. 27, in closed auction, Reeves reacquires control of Rams, purchasing full interests of co-owners Pauley, Levy, Seley, and Bob Hope.

**1963** Reeves sells 49% interest in Rams to Gene Autry, Bob Reynolds, Leonard Firestone, Paul A. O'Bryan, Robert Lehman, J.D. Stetson Coleman and Joseph A. Thomas. Svare is retained. After 0-5 start, Gabriel is reinstated as starting QB and plays last nine games without relief, guiding team to 5-4 mark and season record of 5-9-0. Rosey Grier is acquired from New York Giants and joins Deacon Jones, Merlin Olsen, and Lamar Lundy to form original Fearsome Foursome.

**1964** Rams sign 10-year contract to play in "new look" Coliseum "stadium-within-a-stadium." Seating capacity is lowered from 100,000-plus to 72,000 with installation of temporary seats that close off several thousand permanent seats. Fourteen rookies make the squad. Club finishes fifth with 5-7-2 record. Deacon Jones unofficially records first 20-sack season in league history with 22.

**1965** After winning only one of first 10 games, Rams take three of last four against top two teams in each conference, but Svare is dismissed as head coach.

**1966** After court fight, George Allen is released by George Halas from his assistant coaching duties with the Chicago Bears to become head coach of the Rams. NFL and AFL merge in spring. Bob Kelley, "Voice of the Rams" since the club's beginning in 1937 and one of the outstanding radio sportscasters in history, dies in September. Team finishes 8-6, best record since 1958.

**1967** Equipment manager Bill Granholm leaves club after 18 years to take position in league office. Don Hewitt begins 28-year tenure as equipment manager. Rams record first unbeaten preseason with six wins, including victories over first-ever AFL opponents, San Diego and Kansas City. Team completes finest win-loss season ever with 11-1-2 record to win Coastal Division Championship, the first title of any kind since 1955, then loses to Green Bay 28-7 in NFL Western Conference Championship Game. Rams win Playoff Bowl game in Miami in January over Cleveland 30-6. Game featured losing teams from conference finals. George Allen receives NFL Coach-of-Year honors by The Sporting News. Jones establishes unofficial NFL record with 26 sacks.

**1968** Team finishes regular season with 10-3-1 record, second in Coastal Division to Baltimore's 13-1. Attendance is more than one million for second straight year and Ram defense sets 14-game NFL record for fewest yards allowed. On Dec. 26, Allen is dismissed as head coach but rehired two weeks later. Deacon Jones is named NFL Defensive Player of Year for second straight season after registering 24 sacks.



Los Angeles Rams "Fearsome Foursome" defensive ends David "Deacon" Jones and Lamar Lundy, defensive tackles Merlin Olsen and Roger Brown pursue in a 34-10 win over the Baltimore Colts on Dec. 17, 1967 at Memorial Coliseum.

**1969** After 20 years with the Rams as player, general manager and assistant to the president, Elroy Hirsch leaves club to become athletic director at University of Wisconsin. He is replaced by Public Relations Director Jack E. Teele, and John Sanders becomes Assistant General Manager. Team wins Coastal Division with 11-3 record before losing to Minnesota in Western Conference title game, 23-20 but beat Dallas 31-0 in Playoff Bowl. QB Roman Gabriel is unanimous choice as NFL's most valuable player. T Bob Brown, T Charlie Cowan, G Tom Mack, Gabriel, DE Deacon Jones, DT Merlin Olsen and DB Eddie Meador give Rams a team record seven all-Pro selections.

**1970** Playoff Bowl victory over Dallas in January points Rams toward their 25th year in Southern California. With completion of the merger of the NFL and AFL, the Rams join San Francisco, Atlanta, and New Orleans in the Western Division of the National Conference of the new 26-team National Football League. Rams finish second to 49ers with 9-4-1 record. George Allen's contract is not renewed.

**1971** On April 15, owner Daniel F. Reeves dies of cancer in New York. His longtime friend and business associate, William A. Barnes, becomes President and General Manager. Tommy Prothro replaces Allen. Playing the toughest schedule in the NFL, the Rams finish with 8-5-1 record, second to 49ers in the NFC West.

**1972** In a history-making move, Baltimore Colts owner Carroll Rosenbloom trades the Baltimore franchise to Robert Irsay in exchange for the Rams. Irsay had purchased the Rams from the estate of the late Dan Reeves. The transaction was completed and announced on July 14. Rosenbloom, the most successful owner in the NFL over the last two decades, brings with him to Los Angeles Don Klosterman, Rosenbloom's general manager in Baltimore. After five years at Cal State-Fullerton, Rams move training site to Cal State-Long Beach. After 6-7-1 season, all coaches are dismissed.

**1973** An observer in '72, Rosenbloom begins to make changes early in year, and they pay off quickly. His choice for head coach, former Detroit assistant Chuck Knox, leads team to 12-2 season, best in Rams history, and Knox is NFL Coach of the Year. Roman Gabriel is traded to Philadelphia and the new quarterback, former San Diego Charger John Hadl, is NFC Player of the Year. Rams win NFC West title, but lose in first round of playoffs to Dallas. Other changes introduced by Rosenbloom include return to blue and gold uniforms; team had worn blue and white since 1965.

**1974** After 3-2 start, Rams trade John Hadl to Green Bay for five draft choices in bold move that stuns football world. Hadl's backup, James Harris, becomes starter and leads team to 10-4 record, its second straight NFC Western title, and its first playoff victory (19-10 over Washington) since 1951 before the Rams bow to Minnesota, 14-10, in NFC title game. Merlin Olsen wins Bert Bell Trophy as NFL's most valuable player.



*Los Angeles Rams Head Coach Chuck Knox during the Rams 22-7 victory over the Atlanta Falcons on October 19, 1975 at the Los Angeles Memorial Coliseum in Los Angeles, Calif.*

**1975** With defense allowing second fewest points in NFL history over a 14-game season (135), Rams win third straight NFC West title by completing 12-2 season. Jack Youngblood is named NFC Defensive Player of Year. After playoff victory over St. Louis, Rams bow to Dallas in the NFC Championship Game. The 34-8 record over last three years is best in NFL.

**1976** Rams win NFC West title for fourth straight year with 10-3-1 record then beat Dallas, 14-12, for their first playoff victory on the road before 24-13 NFC title game loss at Minnesota. Quarterback injuries mar season and rookie Pat Haden becomes fourth different playoff QB in four years under Knox. Rams' 351 points is highest total in NFC. Jack Youngblood, Isiah Robertson, and Monte Jackson are named all-Pro. Merlin Olsen is invited to a league-record 14th Pro Bowl.

**1977** Rams spearhead new Coliseum configuration which reduces capacity from 91,038 to 71,039. With Lawrence McCutcheon setting club career rushing record of 5,523 yards, the Rams (10-4) roll to their fifth straight division title before 14-7 playoff loss to Minnesota in Coliseum. Isiah Robertson earns NFC linebacker-of-year award for third consecutive season. Following the season Knox resigns to take Buffalo Bills head coaching post.

**1978** On Feb. 1, Rosenbloom hires George Allen but releases Allen after second preseason game. Ray Malavasi becomes head coach and leads club to 12-4 record for sixth straight division title (tying NFL record). Rams beat Minnesota, 34-10, in playoff but lose NFC title to Dallas. Pat Haden earns NFC player-of-year award. Rams announce move to Anaheim Stadium beginning in 1980.

**1979** Carroll Rosenbloom dies April 2 and his widow, Georgia, becomes majority owner. Club moves offices and in-season training facility to Juliette Low elementary school in Anaheim and rename the facility Rams Park. Despite multitude of injuries, team wins seventh straight division title to set NFL record, then beats Dallas (21-19) and Tampa Bay (9-0) in NFC Playoffs. Rams lose to Pittsburgh in Super Bowl XIV, 31-19.

**1980** With Anaheim Stadium's capacity set at 69,045, Rams sell out last six home games and finish with 11-5 record. Rams lead NFL in rushing for first time since 1957, gaining 2,799 yards. Rams set 15 club records and tie three others. Nolan Cromwell is all-NFL and NFC defensive player of the year. Rams enter playoffs as wild card and lose to Dallas, 34-13.

**1981** Rams finish 6-10, missing playoffs for first time since 1972. Nolan Cromwell and LeRoy Irvin named all-NFL. Irvin sets NFL record with 207 punt return yards in 37-35 win over Atlanta. Wendell Tyler rushes for 1,074 yards and ties Elroy Hirsch's club record of 17 touchdowns in a season. Rams sell out first seven regular season games at Anaheim Stadium.

**1982** NFL players' strike wipes out seven games and the Rams finish last in NFC with 2-7 record. QB Bert Jones, acquired in draft day trade from Baltimore, misses last five games with neck injury. In Jones place, Vince Ferragamo throws for 509 yards vs. Chicago, second highest in league history. Following the season Ray Malavasi is dismissed as head coach.

**1983** Spearheading one of the most dramatic turnarounds in NFL history, Rams owner Georgia Frontiere hires former USC Coach John Robinson in February. Revamped front office engineers a dozen off-season trades. Eric Dickerson is drafted in the first round in April. Robinson installs new offense (single back) and new defense (3-4-4).. Rams go 9-7 and enter playoffs as wild card team, winning at Dallas before losing to Redskins in Washington. Dickerson breaks NFL rookie rushing record (1,808 yards), sets five Ram records, and is All-Pro. Robinson is NFC coach of the year.

**1984** Rams make playoffs for second time in as many years after finishing with 10-6 mark. Rams host first playoff game at Anaheim Stadium before

record crowd of 67,037 but lose to New York Giants in NFC Wildcard Game. Eric Dickerson rushes for 2,105 yards, breaking O.J. Simpson's NFL record of 2,003. Jack Youngblood sets Ram record by playing in 201st consecutive game. QB Jeff Kemp replaces injured Vince Ferragamo in Week 3 and leads team to nine wins. Dickerson is named NFC Player of the Year.

**1985** Rams' season falls one game short when they lose to Chicago Bears in the NFC Championship Game. The defense and special teams play prominent roles in 11-5 regular season. Rams defense stifles Minnesota on one-inch line to preserve 13-10 victory as time runs out in Week 5. Ron Brown electrifies Anaheim Stadium crowd by returning two kickoffs for touchdowns against Green Bay to tie NFL record in Week 12. Eric Dickerson sets NFL playoff record by rushing for 248 yards against Dallas in Rams' first playoff win, 20-0, at Anaheim Stadium. Nine Rams make NFC Pro Bowl team.

**1986** Rams make playoffs for fourth consecutive year after posting 10-6 regular-season record. Rams acquire rookie QB Jim Everett from Houston. Everett throws three touchdown passes in debut against Patriots and starts last five games including playoff loss to Washington. Eric Dickerson surpasses former Ram RB Lawrence McCutcheon as the team's all-time leading rusher with 6,968 yards in only four seasons.

Willie "Flipper" Anderson, sets NFL record with 336 receiving yards on 15 catches versus New Orleans, Nov. 26. Jerry Gray returns interception for touchdown and is most valuable player in Pro Bowl. Jackie Slater is NFC Offensive Lineman of Year for third straight season and fifth time in career.

**1990** Henry Ellard, (most receptions with 412 and yards with 7,037), and Jackie Slater (most games played with 209) set Ram records as the team posts 5-11 record. Rams end 49ers winning streak at 15 over two seasons with 28-17 victory in San Francisco.

**1991** Rams endure 3-13 season. The franchise loses a record 10 games in a row to finish the season. John Robinson resigns as head coach prior to the club's last regular season game. T Jackie Slater becomes the first player in Ram history to play 16 seasons. Rams fail to have a player named to the NFL Pro Bowl for the first time since the game's inception in 1950.

**1992** Rams hire former head coach Chuck Knox (1973-77) as head coach, replacing John Robinson. Rams select DT Sean Gilbert, from the University of Pittsburgh with third choice in the first round. By doubling its victory total from previous year Los Angeles finishes 6-10. Rams deal eventual Super Bowl XXVII champion Dallas only loss at home 27-23 and set club record by overcoming 24-point deficit in 31-27 of coaching duties at end of season.

**1995** Frontiere moves franchise to St. Louis after 49 years in Southern California. NFL owners approve team's relocation effort with 23-6-1 vote, April 12, bringing NFL football back to St. Louis after eight-year absence. League owners originally block proposed move with 3-21-6 vote, March 15. Rams hire Steve Ortmayer as Vice President/Football Operations and former Oregon coach Rich Brooks as 19th head coach in team history. Rams greet St. Louis with 4-0 record to start season. Isaac Bruce produces record-breaking year with 119 receptions for 1,781 yards. Jackie Slater becomes first player in NFL history to play 20 seasons with one team by starting against Carolina and sets record for offensive linemen with 258 games played.

**1996** Rams trade DE Sean Gilbert to Washington for sixth overall pick in 1996 draft and swap RB Jerome Bettis to Pittsburgh for second-round selection in 1996 and fourth-round pick in 1997. Team moves into state-of-the-art administration and practice facility in June and move training camp from Maryville University in suburban St. Louis to Western Illinois University in Macomb. S Keith Lyle ties for NFL lead in interceptions with 9.

**1997** Rams celebrate club's 60th anniversary of professional football. Dick Vermeil is hired as head coach and President of Football







*(LEFT) Eric Dickerson, former SMU running back and L.A. Rams 1st round draft choice, with Rams Owner Georgia Frontiere and Coach John Robinson at news conference on April 26, 1983 in Anaheim, Ca.. (RIGHT) Frontiere watches her team play the New Orleans Saints alongside QB Chris Miller on Sept. 10, 1995 at Busch Stadium in the team's inaugural season in St. Louis.*

**1987** Rams fail to make the playoffs for the first time since 1982 with 6-9 record. NFL players' strike shortens season by one game while three games are played with "replacement" players. Rams acquire six draft choices (three No. 1 and three No. 2 over next two years) from Colts in blockbuster trade for RB Eric Dickerson. Charles White takes over for Dickerson and wins NFL rushing title by gaining 1,374 yards and is named to his first Pro Bowl.

**1988** Rams qualify for playoffs for fifth time in six seasons under John Robinson, who becomes winningest coach in club history with 58 victories. Rams lose NFC Wildcard Game to Minnesota after finishing with a 10-6 record. Rams tie club record with 56 quarterback sacks and lead league. Rams have five of the top 47 choices in draft and select RB Gaston Green and WR Aaron Cox in the first round.

**1989** Rams finish regular season with 11-5 record and qualify for playoffs as wild card entry. Team posts road playoff victories over Philadelphia and New York Giants before losing to San Francisco in NFC Championship Game. Rams' 13 wins are most since 1978. win at Tampa Bay. Kevin Greene is named to all-Pro first team.

**1993** NFL and Player Association representatives agree on a new free agency system for players with 5 years or more experience. Rams select RB Jerome Bettis from the University of Notre Dame with 10th pick in the first round and Bettis earns Rookie of the Year honors after rushing for 1,429 yards (2nd in NFL) including 212 yards at New Orleans in 23-20 Rams' victory.

**1994** Rams are active in off-season of change in which club signs several free agents, including QB Chris Miller of Atlanta and DT Jimmie Jones of Dallas, and trades QB Jim Everett. Rams trade down in draft and have 10 choices in first six rounds and seven in first three. Auburn T Wayne Gandy is club's first choice, May 3. Rams exercise clause in their lease with city of Anaheim that allows the club to terminate lease within 15 months. Rams become first team ever to shut out Joe Montana with 16-0 win over Kansas City at Arrowhead Stadium. Team suffers fifth consecutive losing season after dropping final seven games. Chuck Knox is relieved

Operations, replacing Rich Brooks, Jan. 20. Vermeil replaces Steve Ortmayer with Lynn Stiles as Vice President/Football Operations. Vermeil assembles experienced staff of five former professional football head coaches, including Mike White, Bud Carson, Jim Hanifan, Frank Gansz, and Dick Coury. Vermeil trades four picks to New York Jets in exchange for first pick in 1997 NFL draft. Rams select offensive tackle Orlando Pace.

**1998** Defensive coordinator Bud Carson announces retirement. Dick Vermeil names Peter Giunta and John Bunting co-defensive coordinators. Rams defeat three AFC playoff-bound teams (Buffalo, New York Jets, New England).

**1999** Rams acquire Pro Bowl RB Marshall Faulk from Indianapolis in exchange for second and fifth round draft choices in 1999 NFL Draft, April 15. St. Louisan Trent Green, who attended Vianney High, highlights an aggressive off-season pursuit of veteran free agents. Rams also signed G Adam Timmerman of Green Bay, S Devin Bush of Atlanta, and LB Todd Collins of New England. Rams draft WR Torry Holt, from North Carolina State, in first round (sixth overall).

Green completed 28 of first 32 pass attempts before sustaining season-ending knee injury in third preseason game versus San Diego, Aug. 28. Kurt Warner, a former Arena League and NFL Europe player who went undrafted out of Northern Iowa, becomes the starter and leads Rams to their first division championship since 1985. Warner is only second player to throw for more than 40 touchdowns in one season, and is NFL's Most Valuable Player. Warner's only NFL experience had been in the fourth quarter of season-ending loss at San Francisco in 1998. Faulk is named offensive player of the year and sets NFL record for most total yards in a season, 2,429. Faulk is second player in NFL history (Roger Craig) with at least 1,000 yards rushing and 1,000 yards receiving in the same season.

**2000** The Rams win three playoff games in January, 49-37 over Minnesota in the NFC Divisional Playoff Game, Jan. 16, and 11-6 over Tampa Bay in the NFC Championship Game. Kurt's Warner's 31-yard pass to Ricky Proehl with 4:44 remaining brings Rams from behind against Tampa Bay, Jan. 24. The Rams defeat Tennessee 23-16 in Super Bowl XXXIV at Atlanta on 74-yard pass play, Warner to Isaac Bruce, with 1:54 remaining. The victory is not clinched until LB Mike Jones makes touchdown-saving tackle at the one-yard line on the last play, Jan. 31. Eight Rams--Warner, Faulk, Bruce, Orlando Pace, Kevin Carter, D'Marco Farr, Adam Timmerman, and Todd Lyght--are selected to the NFC Pro Bowl squad. Dick Vermeil retires and is replaced by assistant coach Mike Martz as head coach, Feb. 2. The Rams tie for the NFC West title with 10-6 record but lose in first round of playoffs at New Orleans after a season in which two top players, QB Kurt Warner and RB Marshall Faulk, miss a combined total of eight games with injuries. Rams score franchise record 540 points, including 57 point effort against San Diego Oct. 1 in which Rams scored on every possession (6 TDs, 5 FGs). Faulk scores NFL-record 26 touchdowns in 14 games and is a unanimous choice for NFL Most Valuable Player and repeats as Offensive Player of the Year. Warner, Faulk, Isaac Bruce, and Orlando Pace are selected to the Pro Bowl.

**2001** Martz appoints Lovie Smith defensive coordinator, Bobby April special teams coach, Ron Meeks secondary coach, Bill Kollar defensive line coach and promotes offensive assistant Ken Zampese to wide receivers coach, in January. Henry Ellard becomes offensive assistant. Rams draft three defensive players, DT Damione Lewis (12), S Adam Archuleta (20), and DT Ryan Pickett (29) in first round of NFL draft, continuing overhaul of that unit, April 21. Tackle Jackie Slater and defensive end Jack Youngblood are inducted into Pro Football Hall of Fame and, for the third time since AFC-NFC series began in 1970, Rams play in the Hall of Fame game, defeating Miami Dolphins, 17-10, Aug. 5-6. Rams become second team in NFL history to open season with 6-0 record in three consecutive years by defeating the New York Jets, 34-14, Oct. 21. The only other team to accomplish feat was Green Bay Packers (1929-31). Kurt Warner is named NFL Most Valuable Player and Marshall Faulk is named NFL Offensive Player of the Year. Rams win NFC West with 14-2 record, best in club history, and become first team in NFL history to score at least 500 points three consecutive seasons.

**2002** Rams defeat Green Bay 45-17 and Philadelphia 29-24 to win second NFC Championship in three years, advancing to Super Bowl XXXVI. New England defeats Rams, 20-17, on 48-yard field goal by Adam Vinatieri as game ended, Feb. 3. Isaac Bruce, Marshall Faulk, Kurt Warner, Orlando Pace, and Aeneas Williams are selected to Pro Bowl. Bruce, Warner, and Pace withdraw because of injuries. Torry Holt and Adam Timmerman are later added to NFC squad. Injuries play big role in 7-9 season as starters miss 45 games. Rams join 2001 Washington Redskins as only teams in league history to win next five games after starting the season 0-5. Marc Bulger becomes third Rams' QB since 1970 (Dieter Brock 7, 1985; Kurt Warner 6, 1999) to post at least six consecutive wins to start career. Rams stage two double-digit fourth-quarter comebacks for first time since 1989, rallying from 10 down to beat San Diego, 28-24, Nov. 10, and 17 down to beat archrival San Francisco, 31-20, Dec. 30.

**2003** Martz names Steve Fairchild offensive coordinator/quarterbacks coach, Perry Fewell secondary coach, Frank Falks tight ends coach, and Bob Babich linebackers coach. Through trades and free agency, Rams acquire veterans C Dave Wohlabaugh, T Kyle Turley, TE Cameron Cleeland, P Sean Landeta, and S Jason Sehorn. Team selects DT Jimmy Kennedy (12), LB Pisa Tinoisamoa (43), WR Kevin Curtis (74), WR Shaun McDonald (106), and CB DeJuan Groce (107) with first five selections in 11-player draft class. After losing two of first three games, Rams win four straight and 11 of next 12 to win third division title and earn fourth playoff appearance in five seasons. The Rams go 12-4, posting their fourth 10+ win season in past five years.

**2004** After first-round bye, Rams lose in divisional playoff round to Carolina Panthers, 29-23, in double overtime, fifth longest playoff game in NFL history. The Rams place NFC-high six players in Pro Bowl, including three first-time selections (QB Marc Bulger, DE Leonard Little, K Jeff Wilkins) along with S Aeneas Williams (eighth), T Orlando Pace (fifth), and WR Torry Holt (third). Jim Hanifan, one of the outstanding offensive line coaches in NFL history, retires. The team names Larry Marmie defensive coordinator, Mike Stock special teams coach, John Benton assistant offensive line coach, and Joe Vitt linebackers coach. First-round pick RB Steven Jackson (24th overall) and third-round pick DE Anthony Hargrove (91st overall) highlight seven-member 2004 NFL Draft class. Rams celebrate 10th season in St. Louis by extending consecutive sellout streak to 85. Rams stage one of the most dramatic comebacks in franchise history at Seattle, rallying from 27-10 deficit with 5:43 to play with 17 points to force overtime. Rams then won on first possession of overtime, 33-27, Oct. 10.











*Tennessee Titans wide receiver Kevin Dyson (87) tries but fails to get the ball into the end zone as he is tackled by St. Louis Rams' Mike Jones on the final play of Super Bowl XXXIV.*







***Scenes from Super Bowl XXXIV. The Rams faced off against Jeff Fisher and the Tennessee Titans and won 23-16. (Top to Bottom, L to R) Hall of Fame QB Kurt Warner.; Hall of Fame RB Marshall Faulk; DE Kevin Carter; Head Coach Dick Vermeil; WR Torry Holt; Owner Georgia Frontiere, Vermeil on during the on-field, postgame interview.***

**2005** After clinching fifth playoff berth in last six seasons, Rams complete three-game sweep of Seattle by winning wildcard game on road, 27-20, gaining first road playoff win since 1989, becoming first 8-8 team in NFL history to win playoff game. Rams lose following week at Atlanta, 47-17, in divisional round. T Orlando Pace and WR Torry Holt earn Pro Bowl selections. Rams name Bob Ligashesky special teams coach, Charles Bankins assistant special teams coach, Kurt Schottenheimer secondary coach, and Pat Carter offensive assistant. Rams select T Alex Barron (19th overall), CB Ronald Bartell (50th overall), S Oshimogho Atogwe (66th overall), and G Richie Incognito (81st overall) among 11-man draft class. Rams get new artificial turf field, FieldTurf, at Edward Jones Dome. Head Coach Mike Martz leaves team after five games due to health reasons. Assistant Head Coach/Linebackers coach Joe Vitt leads team final 11 games. Rams stage dramatic comeback at Houston, overcoming 17-point fourth quarter deficit, scoring 10 points in final 30 seconds, to force overtime and win, 33-27.

**2006** Owner Georgia Frontiere names Scott Linehan as the 22nd head coach in franchise history on Jan. 19. Former NFL head coach Jim Haslett is named defensive coordinator, and Greg Olson is named offensive coordinator. After winning four of their first five games, the Rams lose seven of the next eight, then rally with three consecutive victories to end season with 8-8 record. Two of the Rams' losses came on field goals on last play of game against Seattle, 30-28 in Week 6, and 24-22 in Week 9. Running back Steven Jackson earned first Pro Bowl berth with breakout season, including 1,528 yards rushing and 90 pass receptions. Marc Bulger and Torry Holt also are selected to play for NFC Pro Bowl team; Holt declined invitation because of pending off-season knee surgery.

**2007** Al Roberts named special teams coach, Jan. 29. Rams select Nebraska defensive lineman Adam Carricker as 12th player in first round of NFL draft, April 28. Wide Receiver Drew Bennett, tight end Randy McMichael, safety Toodd Johnson, and linebacker Chris Draft headed the Rams' free agent class. St. Louis also traded for wide receiver-kick returner Dante Hall and defensive end James Hall in off-season. Rams were struck by unremitting string of injuries and finished with 3-13 record but became fifth franchise in league history to win 500 games with 16-6 victory over San Francisco Nov. 18. Wide receiver Torry Holt earned seventh Pro Bowl berth and safety Oshiomogho Atogwe led NFC with eight pass interceptions.

**2008** Owner Georgia Frontiere passes away Jan. 18, 2008. Frontiere's children, Chip Rosenbloom and Lucia Rodriguez take control of the team. Linehan overhauled coaching staff with appointments of offensive coordinator Al Saunders, quarterbacks coach Terry Shea, offensive line coach Steve Loney, running backs/assistant head coach Art Valero, and elevated Ron Milus to secondary coach; Milus had been assistant secondary coach. Bob Saunders was named offensive assistant/assistant wide receivers coach. The Rams lose first four games of the 2008 season and Linehan is relieved of his duties. Defensive Coordinator Jim Haslett is named head coach. The Rams win the first two games under Haslett, but lose 10 consecutive games to finish season with 2-14 record. RB Steven Jackson rushes for 1,042 yards in 12 games to become second running back in Rams history (Eric Dickerson, 1983-86) to rush for 1,000 yards in four consecutive seasons (2005-08). P Donnie Jones establishes franchise record with 50.0 yard gross punting average. Jones is second player in NFL history to record 50.0-yard gross punting average, joining Hall of Famer Sammy Baugh who averaged 51.4 yards in 1940 as a member of the Washington Redskins.

**2009** Rosenbloom and Rodriguez name Steve Spagnuolo as the new head coach Jan. 17, 2009. Spagnuolo names Pat Shurmur as offensive coordinator and Ken Flajole as defensive coordinator. The Rams place the franchise tag on safety Oshiomogho Atogwe, re-sign cornerback Ron Bartell and acquire free agents center Jason Brown, safety James Butler and fullback Mike Karney. With the second overall pick of the 2009 NFL Draft, the Rams chose tackle Jason Smith from Baylor.

**2010** Although the Rams did not achieve the success they envisioned on the field, Coach Spagnuolo built a solid foundation for the team to grow. In 2009, RB Steven Jackson was selected to his second Pro Bowl after rushing for an NFC-leading 1,416 yards, and while becoming the first Rams' running back to have five consecutive 1,000-yard seasons. On defense rookie LB James Laurinaitis became on the second rookie in franchise history to lead the team in tackles. K Josh Brown led the team in points and tied a franchise record with six field goals from 50 yards or more. P Donnie Jones became the Rams' all-time leading punter with a 48.0-yard career gross average.

In the offseason, the Rams added veteran free agents QB A.J. Feeley, LB Na'il Diggs, DT Fred Robbins, and C Hank Fraley. With the first overall pick of the 2010 NFL Draft, the Rams chose Oklahoma QB Sam Bradford. The Rams had 11 picks in the 2010 draft.

E. Stanley Kroenke becomes the majority owner of the St. Louis Rams. Kroenke becomes the eighth majority owner in the team's 73-year history. The St. Louis Rams retired No. 80, the jersey number worn by wide receiver Isaac Bruce. The Rams finish the season with a 7-9 record, good for second place in the NFC. The six-game improvement marks the second biggest turnaround in the NFL. RB Steven Jackson rushes for 1,241 yards to earn his third Pro Bowl invitation. In addition, after rushing for 110 yards against Tampa Bay, he becomes the franchise's all-time leading rusher, passing Hall of Famer Eric Dickerson. Rookie QB Sam Bradford earns NFL Rookie of the year honors and sets new NFL rookie records for attempts and completions while finishing with the second most passing yards by a rookie in NFL history. The seven wins are the most wins by a rookie quarterback chosen No. 1 in the NFL Draft. With the 14th overall pick of the 2011 NFL Draft, the Rams choose DE Robert Quinn from North Carolina.

**2011** RB Marshall Faulk became the first St. Louis Ram inducted into the Pro Football Hall of Fame. The 2011 season was another one filled with milestones for RB Steven Jackson. The three-time Pro Bowler rushed for 1,145 yards, his seventh-consecutive 1,000-yard season. He also moved into third in Rams history in yards from scrimmage and all-purpose yards and into sixth in team history in career receptions. After arriving from Denver in a mid-season trade, WR Brandon Lloyd gave the offense a boost as he caught 51 passes 683 yards and five touchdowns. On the defensive side of the ball, the Rams were again paced by DE Chris Long and LB James Laurinaitis. Long recorded a career-high 13.0 sacks while adding 15 quarterback pressures and 16 hits. For the third time in as many seasons in St. Louis, Laurinaitis surpassed the 100 tackle mark as he led the team with 142 stops. At the conclusion of the 2011 season, Coach Spagnuolo and GM Billy Devaney are relieved of their duties.

**2012** Jeff Fisher was appointed as the club's 26th full-time head coach on January 17, 2012. The Rams hire Les Snead as the General Manager on February 14, 2012. Together, Fisher and Snead finalized a trade with the Washington Redskins that sent the second overall selection in the 2012 Draft to Washington. In exchange for the second overall pick, the Rams received Washington's first (sixth overall) and second





*(LEFT) Rams Owner/Chairman E. Stanley Kroenke speaks with NFL Commissioner Roger Goodell prior to a game against the New York Giants on Sept. 11, 2011. (RIGHT) RB Steven Jackson runs for yardage against the Seattle Seahawks on Sept. 30, 2012 in St. Louis. The Rams won the game 19-13 and finished with a 4-1-1 record in a tough NFC West division.*



*(L to R) Head Coach Jeff Fisher, General Manager Les Snead, and Executive VP of Football Operations/C.O.O. Kevin Demoff during a veterans minicamp on April 17, 2012 at Rams Park.*

(39th overall) round selections in the 2012 draft as well as the Redskins' first selection in the 2013 and 2014 drafts. On Draft day, the Rams trade down to 14th overall to acquire more picks and select DT Michael Brockers.

In Fisher's first year the NFL's youngest team battled to a 7-8-1 record while establishing a foundation for a bright future. The team traveled to London to play in the league's International Series vs. the Patriots on October 28, 2012.

Offensively, the Rams were led by RB Steven Jackson, who rushed for 1,042 yards to give him an eighth-consecutive season over the 1,000-yard mark. QB Sam Bradford set new career highs in yards (3,702), touchdown passes (21) and passer rating (82.5). WRs Danny Amendola (63 rec.- 666 yards-3 TD), Brandon Gibson (51-691-5) and rookie Chris Givens (42-698-3) led the way in the passing game, along with a strong second season from TE Lance Kendricks (42-519-4). On the defensive side of the ball, St. Louis tied for the NFL lead with 52 sacks and were tops in the league in sacks per pass play. DEs Chris Long (11.5) and Robert Quinn (10.5) paced the pass rush. LB James Laurinaitis led the team in tackles for a fourth straight season. Rookie Janoris Jenkins led the NFL with four defensive touchdowns. K Greg Zuerlein set a new team record with seven field goals of 50 yards or more, including a team-record 60-yarder. In the 2013 Draft, the Rams traded up in the first round to select WR Tavon Austin and used their second first round selection on LB Alec Ogletree.

**2013** Defensive End Robert Quinn put together one of the best seasons among pass rushers in team history. He was named to the Pro Bowl and First-Team All Pro, and established a new franchise single-season sack record with 19.0. He led the NFC and was half a sack shy of NFL leader Robert Mathis of Indianapolis and was also second to Mathis in forced fumbles (Mathis-8, Quinn-7). As a defensive unit, the team ranked No. 9 against the run, marking the first time the team cracked the top-10 in the category since 2001. The offense started the season ablaze as TE Jared Cook set a new record for most receiving yards in a season by a Rams tight end in his debut with the team. Cook caught seven passes for 141 yards and two touchdowns in the team's Week 1 victory vs. the Arizona Cardinals. Quarterback Sam Bradford was on pace for the best season of his career until he was sidelined with a knee injury in Week 7 against the Carolina Panthers. In his absence, Kellen Clemens took over the reins and rookie RB Zac Stacy emerged. Stacy, a fifth-round draft selection, started in the final 12 games of the year and registered 969 yards in his first NFL season. The Rams boasted one of the NFL's top special teams units and was led by P Johnny Hekker, a Pro Bowler and First-Team All-Pro, who set an NFL single-season record with a 44.2-yard net punting average.

**2014** Stan Kroenke takes full ownership of the team. The Rams had 11 selections in the 2014 NFL Draft, two in the first round. With the second overall pick, via Washington, the Rams selected OL Greg Robinson from Auburn. With the 13th pick, the Rams took DT Aaron Donald from Pittsburgh. Donald led all NFL rookies with a 9.0 sacks and earned Defensive Rookie of the Year. Third-round draft pick RB Tre Mason from Auburn led the team in rushing and finished the season second among NFL rookies in rushing yards. Sixth-round draft pick CB E.J. Gaines started 15 games. In 2014, Rams rookies accounted for a total of 51 starts. Also, in the seventh round, the team drafted Michael Sam, the first openly gay player to be drafted in the NFL.

Donald and DE Robert Quinn earned Pro-Bowl berths, while P Johnny Hekker earned second-team All-Pro honors.

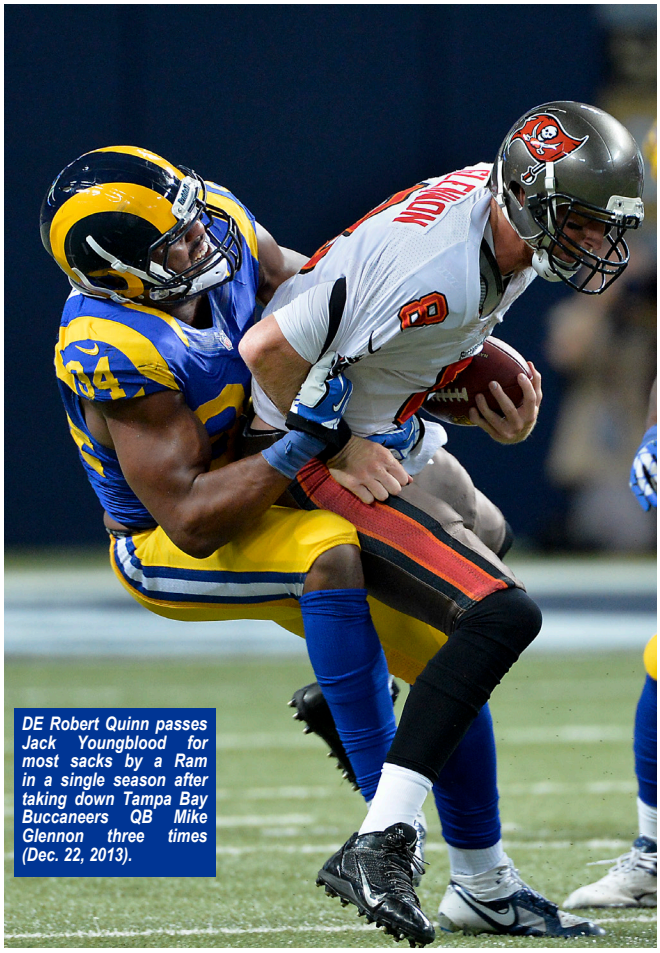

*DE Robert Quinn passes Jack Youngblood for most sacks by a Ram in a single season after taking down Tampa Bay Buccaneers QB Mike Glennon three times (Dec. 22, 2013).*



*Rams DT Aaron Donald during a game against the Seattle Seahawks on December 28, 2014 at CenturyLink Field.*



*Rams DE Michael Sam during a game against the New Orleans Saints on August 8, 2014 in St. Louis, Mo.*

**2015** The Rams selected RB Todd Gurley with the 10th overall selection in the NFL Draft. Gurley earned offensive rookie of the year and Pro Bowl honors as he led all rookies in rushing and finished third among all NFL runners in rushing yards (1,106). DT Aaron Donald earned his second Pro Bowl appearance and First-Team All-Pro honors after posting 11 sacks, 22 tackles for loss and 49 quarterback pressures. In the secondary, CB Trumaine Johnson finished tied for third in the NFL with seven interceptions, one of which was returned for a touchdown. P Johnny Hekker turned in another stellar season on his way to his third Pro Bowl trip and second First-Team All-Pro honors. Hekker led the NFL in punts, gross average, net average and punts downed inside the 20-yard line. He's the first player to lead the league in all three categories since the NFL began tracking punts inside the 20 in 1976. On January 12, 2016, the Rams were officially approved to move back to the greater Los Angeles area for the 2016 season and beyond.



*Rams P Johnny Hekker, RB Todd Gurley and DT Aaron Donald pose for a group photo with cheerleaders at the 2016 Pro Bowl on January 29, 2016 in Kahuku, Hawaii. Rams P Johnny Hekker, RB Todd Gurley and DT Aaron Donald pose for a group photo with cheerleaders at the 2016 Pro Bowl on January 29, 2016 in Kahuku, Hawaii.*



*Rams RB Todd Gurley during a game against the Arizona Cardinals on October 4, 2015 at University of Phoenix Stadium.*

**2016** One of the most significant years in franchise history, the Rams relocated back to Los Angeles, the club's home for nearly 50 years from 1946-94, with the move being approved on January 12. The organization began the move from St. Louis to Southern California by holding OTAs in Oxnard, followed by training camp at UC Irvine and finally settling at California Lutheran University in Thousand Oaks for the regular season. Big moves continued for the club, as they traded six total draft picks to Tennessee for the No. 1 overall pick - a pick they would use on QB Jared Goff - in the 2016 NFL Draft, in addition to the Titans' fourth and sixth-round selections. In the Rams inaugural game back at the Los Angeles Memorial Coliseum, a sellout crowd of 91,046 was on hand to witness a 9-6 Los Angeles victory. The Red Hot Chili Peppers welcomed the Rams back to Los Angeles with a performance prior to kickoff off. Additionally, the Rams honored T Orlando Pace and DE Kevin Greene, who were members of the 2016 Pro Football Hall of Fame Class.



*Rams QB Jared Goff during a game against the Miami Dolphins on November 20, 2016 at the Los Angeles Memorial Coliseum.*

On Nov. 17, NFL Commisioner Roger Goodell, Rams Owner/Chairman E. Stanley Kroenke and Inglewood Mayor James T. Butts were on hand to break ground on the new L.A. Stadium and Entertainment District at Hollywood Park. Anchored by a 70,000 seat open-air stadium, the 298-acre mixed use development will include 1.5 million square space, 1,500 residences, a hotel and more than 20 acres of public parks.

After a Week 14 match-up against the Falcons, the Rams parted ways with Head Coach Jeff Fisher after five seasons with the club and named special teams coordinator John Fassel as the Interim Head Coach for the remaining three games.

Following the season, three Rams were named to the 2017 Pro Bowl in Orlando, Fla. - DT Aaron Donald, P Johnny Hekker and LS Jake McQuaide. Donald became the third defensive tackle in Rams history to make three consecutive Pro Bowls. Hekker made his third career trip to the NFL's annual All-Star game and McQuaide earned the honor for the first time in his career.

**2017** The Los Angeles Rams ushered in the Sean McVay era with white horns on their helmets and the organization's first NFC West crown since the 2003 season and the franchise's first playoff berth since 2004. L.A. finished the regular season with an 11-5 record and was the league's top-scoring team, just one season after finishing as the 32nd ranked scoring team. The Rams improved from 14.0 points per game in 2016 to 29.9 points per game under McVay's guidance.

The impressive turnaround resulted in a trio of awards on the eve of Super Bowl LII in Minneapolis. DT Aaron Donald was named the Associated Press Defensive Player of the Year, McVay was named the AP Coach of the year and RB Todd Gurley II was honored as the AP Offensive Player of the Year, the first time in the history of the awards that one team has swept the top three awards.

McVay became the fourth Rams head coach to win the league award behind



*Rams DT Aaron Donald (DPOY), HC Sean McVay (COY) and RB Todd Gurley II (OPOY) were all award receipents at the 2018 NFL Honors Ceremony in Minneapolis on the eve of Super Bowl LII.*



*Rams RB Todd Gurley II rushed 14 times for 101 yards, a 7.2-yard average in the Wild Card game, becoming the first Rams running back to notch a 100-plus yard game in his postseason debut since Jim Gillette had 17 carries for 101 yards vs. Washington (12/16/45).*

Dick Vermeil (1999), Chuck Knock (1973), and George Allen (1967). Of these four, only McVay and Allen were first-year head coaches. In NFL history, McVay is just the 14th rookie head coach overall to receive the award after Detroit's George Wilson first won the honor as a first-year head coach in 1957.

Donald became the first player in Rams history to ever earn the distinction of AP Defensive Player of the Year. His year also concluded with First Team All-Pro recognition for the third-consecutive season and he was selected to the Pro Bowl for the fourth-consecutive season.

Gurley led the NFL in touchdowns (19), points scored among non-kickers (114) and scrimmage yards (2,093) in addition to finishing second in rushing yards (1,305). Gurley became the first Ram to win Offensive Player of the Year since Hall of Fame RB Marshall Faulk took home the award in 2001. Faulk (1999, 2000, 2001) and fellow Hall of Famer Eric Dickerson (1986) were previously the only Rams to earn AP Offensive Player of the Year honors.

Despite playing in only 14 games, K Greg Zuerlein led the league in scoring (158), spearheading a Rams special teams unit that was among the best in the league in 2017.

L.A. hosted its first playoff game in the Coliseum since the 1979 season, but fell to the Atlanta Falcons, falling by a score of 26-13 in the NFL Wild Card.

**2018** The Los Angeles Rams (13-3, 2-1) finished the 2018 season tied for the second-most regular season wins in franchise history and made the organization's fourth Super Bowl appearance.

Under the guidance of second-year Head Coach Sean McVay, L.A. won its second-consecutive NFC West title, a feat last achieved by the Rams during the 1978-79 seasons. L.A. earned the second-seed in the NFC and hosted the Divisional Round of the playoffs, before claiming the NFC title in New Orleans to earn the right to compete in Super Bowl LIII.

Individually, DT Aaron Donald had himself a season for the record books, establishing a new franchise record 20.5 sacks in a single season, while posting an NFL record 183.5 sack yards. Donald also led the league in tackles for loss (25) and quarterback hits (41) en route to earning his second-consecutive Associated Press Defensive Player of the Year award. Following the 2018 campaign, Donald earned his fourth-consecutive First-Team All-Pro selection. He was the only unanimous selection in this year's voting, receiving all 50 of the panel's votes at defensive tackle.

RB Todd Gurley II led all running backs in All-Pro vote getting, receiving 25 of the 50 votes to propel him to his second-straight All-Pro Team. Gurley, who finished 200 yards shy of his second-consecutive 2,000 scrimmage yard season after sitting out the last two weeks of the season, put up 21 total touchdowns and ended the year with the second-most rushing yards per game (89.4) behind Cowboys RB Ezekiel Elliott, who was named a second-team All-Pro.

A pair of special teams aces also earned All-Pro accolades in P Johnny Hekker and special teamer/LB Cory Littleton. It marked Hekker's sixth-straight All-Pro honors and the first for Littleton, who is in his first season as a full-time starter at linebacker, and joined the team as an undrafted free agent in 2016.

Donald, Gurley and Littleton were joined by QB Jared Goff as the team's four Pro Bowl selections. It marked the second-consecutive Pro Bowl selection for the third-year signal caller.

Goff, set a career-high in single-season passing yards in 2018, becoming the fourth Rams quarterback in franchise history to reach 4,000 yards passing, and leading Los Angeles to a second-straight NFC West title.

Goff completed 62.1 percent of his passes this season and threw 32 touchdowns. The former Cal Bear posted a single-season career-best 101.1 QB rating and finished with 4,688 passing yards, which was the fourth-highest passing output in the NFL this season. Goff has 9,581 career passing yards and ranks eighth on the franchise's passing leaders list.



*Donald became just the third player to repeat as AP DPOY, joining J.J. Watt (2014-2015) and Hall of Famer Lawrence Taylor (1981-1982). A man redefining the defensive tackle position, Donald led the NFL with 20.5 sacks this season, the most by an interior defensive lineman in a single season in NFL history. The 20.5 QB takedowns tied for the fourth-most in a single season over the last 25 seasons among any position.*




*K Greg Zuerlein connected on all four of his field goal attempts and both extra points in the team's NFC Championship Game victory over the New Orleans Saints, including and most notably a 57-yard game-winning field goal in overtime. The 57-yarder was the longest game-winning kick in playoff history, according to NFL Research. Photo courtesy of AP Images.*



*QB Jared Goff ended the season with 4,638 passing yards, surpassing the 4,000-yard threshold for the second-consecutive season. Goff is the only quarterback in franchise history to do so in consecutive seasons and he joins Hall of Famer Kurt Warner as the only QBs to ever have multiple 4,000-yard seasons with the organization.*

**2019** The Rams (9-7) closed out the last season of its 38-year residency at the Los Angeles Coliseum in 2019, doing so with a winning record for the third-consecutive season under Head Coach Sean McVay.

The season saw multiple Rams post record-setting performances offensively, while also identifying emerging talent on the defensive unit that stepped up in big moments.

In his third year under McVay's offensive scheme, QB Jared Goff continued to attack opponents through the air, ending the season with over 4,000 passing yards for the second-consecutive season. Goff is the only Rams QB to toss for over 4,000 yards in consecutive seasons and he joins Hall of Famer Kurt Warner to have over 4,000 yards in multiple seasons with the organization. The gunslinger ended the year with 22 passing touchdowns, giving him 20-plus passing TDs for the third-consecutive season.

Goff operated behind a makeshift offensive line that dealt with position changes and injuries throughout the season. Despite those challenges, the unit did not allow Goff to be sacked in a franchise-record six games and ended the season allowing a league-best 22 sacks.

For the first time since a stretch from 1999-2002, L.A. had multiple receivers record over 1,000 yards in back-to-back seasons. WR Robert Woods tallied 1,134 receiving yards in the air while WR Cooper Kupp had his first 1,000-yard campaign, finishing the season with 1,161 receiving yards. Kupp also ended the year with 10 receiving touchdowns, becoming the first Ram to record 10-plus receiving TDs in a season since Torry Holt in 2006.

RB Todd Gurley II continued his climb up the record books throughout the season, ending the year tied for the most rushing TDs in franchise history with 58. He also posted over 1,000 yards from scrimmage for the fifth-consecutive season. Gurley ended the season with 12 rushing TDs, becoming the second RB in franchise history to rush for double-digit TDs in three-consecutive seasons.

With an offensive outburst to close the season, TE Tyler Higbee became the first tight end in NFL history to post four-consecutive 100-yard receiving games while recording seven-plus catches. Higbee set single-season franchise records for receptions by a tight end (69) and receiving yards by a tight end (734).

2019 was another impressive season for two-time Defensive Player of the Year Aaron Donald. The All-Pro ended his season with 12.5 sacks, recording double-digit sacks for the third-consecutive season. He also added a league-best 20 tackles for loss, 24 quarterback hits, forced two fumbles and recorded 48 tackles. The 2019 season was the first time in eight seasons the Rams have had multiple players with double-digit sacks. The last instance came in 2012.

LB Cory Littleton put together another strong campaign for L.A.'s defensive unit, leading the team with a career-high 134 tackles that was good for eighth-most in the league. Littleton also tallied 3.5 sacks, forced two fumbles and recorded two interceptions on the year.

L.A.'s defensive unit received a major boost when it acquired CB Jalen Ramsey via trade ahead of its Week 7 contest in Atlanta. Since joining L.A., Ramsey posted 33 tackles, forced one fumble, defensed four passes and tallied an interception.

*After joining the Rams via trade in Week 7, CB Jalen Ramsey performed at an elite level, earning his third Pro Bowl selection. In nine games with the Rams, Ramsey tallied 33 tackles (31 solo), forced one fumble, defensed four passes and snared one interception.*





*LB Cory Littleton led the Rams in tackles posting a career-high 134 total tackles in 2019.*



*Rams DT Aaron Donald continued his dominance in 2019, earning his fifth First Team All-Pro selection and being selected to participate in his sixth Pro Bowl. He was also named the team's Daniel F. Reeves Memorial Award recipient, which goes to the team's most valuable player. Donald ended the season with 12.5 sacks, posting double-digit sacks for the third-consecutive season. He also added a league-best 20 tackles for loss, 24 quarterback hits, forced two fumbles and recorded 48 tackles.*



*Following a 31-24 victory over the Arizona Cardinals on December 29, 2019, the Los Angeles Rams say farewell to the Los Angeles Memorial Coliseum, which served as the home to the Rams for 37 years (1946-79), including their return to Los Angeles in 2016.*

Los Angeles Rams 2020 Media Guide

# Sideline Information

# Attendance

## 2019 Preseason Home Games

| | |
|---|---|
| vs. Dallas Cowboys (Aloha Stadium, Hawaii) | 49,936 |
| vs. Denver Broncos | 66,899 |
| **Preseason Home Total** | **116,835** |

## 2019 Regular Season Home Games

| | |
|---|---|
| vs. New Orleans | 71,460 |
| vs. Tampa Bay Buccaneers | 68,117 |
| vs. San Francisco 49ers | 75,695 |
| vs. Cincinnati Bengals* (London) | 83,720 |
| vs. Chicago Bears | 70,758 |
| vs. Baltimore Ravens | 72,409 |
| vs. Seattle Seahawks | 71,501 |
| vs. Arizona Cardinals | 68,665 |
| **Regular Season Home Total** | **582,325** |

## 2019 Attendance Breakdown

| | |
|---|---|
| 2019 Total Attendance (16 Games)<br>Average: 71,732 | 1,147,715 |
| 2018 Regular Season Attendance (16 Games)<br>Average: 71,732 | 1,147,715 |
| 2018 Memorial Coliseum Attendance (7 Games)<br>Average: 71,229 | 498,605 |

## All-Time Rams Season Attendance Records

| | |
|---|---|
| One Season (2018 – 23 games) | 1,595,777 |
| Regular Season (2016 – 16 games) | 1,198,268 |
| Home Season (1975 – 13 games) | 840,799 |

## All-Time Rams Top-10 Home Attendance Seasons

| | |
|---|---|
| 2016 season (7 games) | 591,197 |
| 2018 season (8 games) | 579,439 |
| 1974 season (7 games) | 535,194 |
| 2001 season (8 games) | 528,829 |
| 2002 season (8 games) | 528,498 |
| 2003 season (8 games) | 528,458 |
| 2000 season (8 games) | 528,402 |
| 2004 season (8 games) | 527,384 |
| 2005 season (8 games) | 523,685 |
| 2006 season (8 games) | 522,610 |
| 1999 season (8 games) | 520,926 |

## All-Time Rams Single-Game Attendance

| | |
|---|---|
| Preseason Game (1951 vs. Redskins) | 95,985 |
| Regular Season Game (1957 vs. 49ers) | 102,368 |
| Away League Game (2008 at Redskins) | 90,376 |
| Postseason Game (Super Bowl XIV, Pasadena, Calif.) | 103,985 |

* Denotes played at a neutral site

## 2019 Preseason Road Games

| | |
|---|---|
| at Oakland Raiders | 48,715 |
| at Houston Texans | 71,162 |
| **Preseason Road Total** | **119,877** |

## 2019 Regular Season Road Games

| | |
|---|---|
| at Carolina Panthers | 72,005 |
| at Cleveland Browns | 67,431 |
| at Seattle Seahawks | 68,988 |
| at Atlanta Falcons | 71,856 |
| at Pittsburgh Steelers | 63,627 |
| at Arizona Cardinals | 60,944 |
| at Dallas Cowboys | 90,436 |
| at San Francisco 49ers | 70,103 |
| **Regular Season Road Total** | **565,390** |

## All-Time Largest Coliseum Attendance

| | |
|---|---|
| vs. San Francisco 49ers (1957) | 102,368 |
| vs. Chiacgo Bears (1958) | 100,470 |
| vs. Baltimore Colts (1958) | 100,202 |

## All-Time Largest Edward Jones Dome Attendance

| | |
|---|---|
| vs. Philadelphia Eagles (2002) | 66,502* |
| vs. Tampa Bay Buccaneers (2000) | 66,496* |
| vs. Green Bay Packers (2002) | 66,338* |

* Denotes largest sports attendance in St. Louis history

## All-Time Largest Busch Stadium Attendance

| | |
|---|---|
| vs. San Francisco 49ers (1995) | 59,915 |

## All-Time Largest Anaheim Stadium Attendance

| | |
|---|---|
| vs. San Francisco 49ers (1989) | 67,959 |
| vs. New York Giants (1984) | 67,037 |
| vs. Los Angeles Raiders (1985) | 66,676 |

# Regular Season Attendance

| | Yearly Totals | | | Home Totals | | | Away Totals | | |
|---|---|---|---|---|---|---|---|---|---|
| Year | Att. | Games | Avg. | Att. | Games | Avg. | Att. | Games | Avg. |
| 1937 | 110,118 | 11 | 10,011 | 47,500 | 5 | 9,500 | 62,618 | 6 | 10,436 |
| 1938 + | 166,611 | 11 | 15,146 | 42,019 | 4 | 10,505 | 124,592 | 7 | 17,799 |
| 1939 # | 178,514 | 11 | 16,229 | 106,107 | 6 | 17,685 | 72,407 | 5 | 14,481 |
| 1940 | 189,254 | 11 | 17,205 | 83,752 | 5 | 16,750 | 105,502 | 6 | 17,584 |
| 1941% | 221,713 | 11 | 20,156 | 76,210 | 5 | 15,242 | 145,503 | 6 | 24,251 |
| 1942 ^ | 150,111 | 11 | 13,646 | 68,770 | 5 | 13,754 | 81,341 | 6 | 13,557 |
| 1943 | | | | Suspended Play/W.W.II | | | | | |
| 1944 | 187,188 | 10 | 18,719 | 40,378 | 3 | 13,459 | 146,810 | 7 | 20,973 |
| 1945 | 272,873 | 10 | 27,287 | 77,608 | 4 | 19,402 | 195,265 | 6 | 32,544 |
| 1946 | 469,825 | 11 | 42,711 | 212,368 | 5 | 42,474 | 257,457 | 6 | 42,910 |
| 1947 | 419,751 | 12 | 34,979 | 198,871 | 6 | 33,145 | 220,880 | 6 | 36,813 |
| 1948 | 361,115 | 12 | 30,093 | 190,078 | 6 | 31,680 | 171,037 | 6 | 28,506 |
| 1949 | 478,239 | 12 | 39,853 | 299,128 | 6 | 49,855 | 179,111 | 6 | 29,852 |
| 1950 | 354,618 | 12 | 29,552 | 160,826 | 6 | 26,804 | 193,792 | 6 | 32,299 |
| 1951 | 491,285 | 12 | 40,940 | 262,879 | 6 | 43,813 | 228,406 | 6 | 38,068 |
| 1952 | 507,112 | 11 | 46,101 | 287,967 | 5 | 57,593 | 219,145 | 6 | 36,524 |
| 1953 | 537,081 | 12 | 44,757 | 328,466 | 6 | 54,744 | 208,615 | 6 | 34,769 |
| 1954 | 553,647 | 12 | 46,137 | 326,586 | 6 | 54,431 | 227,061 | 6 | 37,844 |
| 1955 | 661,871 | 12 | 55,156 | 396,954 | 6 | 66,159 | 264,917 | 6 | 44,153 |
| 1956 | 611,081 | 12 | 50,923 | 367,138 | 6 | 61,190 | 243,943 | 6 | 40,657 |
| 1957 | 745,671 | 13 | 57,359 | 445,776 | 6 | 74,296 | 299,895 | 7 | 42,842 |
| 1958 | 756,575 | 12 | 63,048 | 502,354 | 6 | 83,726 | 254,221 | 6 | 42,370 |
| 1959 | 740,987 | 12 | 61,749 | 444,476 | 6 | 74,079 | 296,511 | 6 | 49,419 |
| 1960 | 635,340 | 12 | 52,945 | 370,341 | 6 | 61,724 | 264,999 | 6 | 44,167 |
| 1961 | 672,833 | 14 | 48,060 | 335,942 | 7 | 47,992 | 336,891 | 7 | 48,127 |
| 1962 | 600,761 | 14 | 42,912 | 290,708 | 7 | 41,530 | 310,053 | 7 | 44,293 |
| 1963 | 627,606 | 14 | 44,829 | 362,532 | 8 | 45,317 | 265,074 | 6 | 44,179 |
| 1964 | 685,378 | 14 | 48,956 | 384,346 | 7 | 54,907 | 301,032 | 7 | 43,005 |
| 1965 | 598,379 | 11 | 54,398 | 282,333 | 4 | 70,583 | 316,046 | 7 | 45,149 |
| 1966 | 697,015 | 14 | 49,787 | 348,432 | 7 | 49,776 | 348,583 | 7 | 49,798 |
| 1967 | 846,870 | 14 | 60,491 | 419,997 | 7 | 60,000 | 426,873 | 7 | 60,982 |
| 1968 | 841,484 | 14 | 60,106 | 455,891 | 7 | 65,127 | 385,593 | 7 | 55,085 |
| 1969 | 866,160 | 14 | 61,869 | 498,693 | 7 | 71,242 | 367,467 | 7 | 52,495 |
| 1970 | 908,979 | 14 | 64,927 | 499,427 | 7 | 71,347 | 409,552 | 7 | 58,507 |
| 1971 | 904,901 | 14 | 64,636 | 507,168 | 7 | 72,453 | 397,733 | 7 | 56,819 |
| 1972 | 902,844 | 14 | 64,489 | 507,229 | 7 | 72,461 | 395,615 | 7 | 56,516 |
| 1973 | 892,288 | 14 | 63,735 | 519,175 | 7 | 74,168 | 373,113 | 7 | 53,302 |
| 1974 | 824,614 | 14 | 58,901 | 493,972 | 7 | 70,567 | 330,642 | 7 | 47,235 |
| 1975 | 800,428 | 14 | 57,173 | 436,770 | 7 | 62,396 | 363,658 | 7 | 51,951 |
| 1976 | 839,848 | 14 | 59,989 | 441,986 | 7 | 63,141 | 397,862 | 7 | 56,837 |
| 1977 | 775,469 | 14 | 55,391 | 375,098 | 7 | 53,585 | 400,371 | 7 | 57,196 |
| 1978 | 865,837 | 16 | 54,115 | 427,103 | 8 | 6,222 | 438,734 | 8 | 54,842 |
| 1979 | 913,638 | 16 | 57,102 | 423,760 | 8 | 7,500 | 489,878 | 8 | 61,235 |
| 1980 | 994,421 | 16 | 62,151 | 500,250 | 8 | 8,141 | 494,171 | 8 | 61,771 |
| 1981 | 958,577 | 16 | 59,911 | 484,024 | 8 | 8,905 | 474,553 | 8 | 59,319 |
| 1982 | 462,733 | 9 | 51,415 | 258,451 | 5 | 51,690 | 204,282 | 4 | 51,071 |
| 1983 | 869,679 | 16 | 54,355 | 422,239 | 8 | 52,780 | 447,440 | 8 | 55,930 |
| 1984 | 860,135 | 16 | 53,758 | 435,637 | 8 | 54,455 | 424,498 | 8 | 53,062 |
| 1985 | 885,687 | 16 | 55,355 | 448,068 | 8 | 56,009 | 437,619 | 8 | 54,702 |
| 1986 | 955,435 | 16 | 59,715 | 474,282 | 8 | 59,285 | 481,153 | 8 | 60,144 |
| 1987 | 660,073 | 15 | 44,005 | 331,690 | 7 | 47,384 | 328,383 | 8 | 41,048 |
| 1988 | 951,304 | 16 | 59,457 | 435,749 | 8 | 54,469 | 515,555 | 8 | 64,444 |
| 1989 | 913,379 | 16 | 57,086 | 470,770 | 8 | 58,846 | 442,609 | 8 | 55,326 |
| 1990 | 935,877 | 16 | 58,492 | 479,356 | 8 | 59,920 | 456,521 | 8 | 57,065 |
| 1991 | 915,254 | 16 | 57,203 | 412,685 | 8 | 51,586 | 502,569 | 8 | 62,821 |
| 1992 | 871,135 | 16 | 54,446 | 382,486 | 8 | 47,811 | 488,649 | 8 | 61,081 |
| 1993 | 795,401 | 16 | 49,713 | 363,211 | 8 | 45,401 | 432,190 | 8 | 54,024 |
| 1994 | 791,657 | 16 | 49,479 | 338,497 | 8 | 42,312 | 453,160 | 8 | 56,645 |
| 1995 | 949,119 | 16 | 59,320 | 502,684 | 8 | 62,836 | 446,435 | 8 | 55,804 |
| 1996 | 929,431 | 16 | 58,089 | 523,979 | 8 | 65,497 | 405,452 | 8 | 50,682 |
| 1997 | 990,991 | 16 | 61,937 | 525,700 | 8 | 65,713 | 465,291 | 8 | 58,161 |
| 1998 | 972,585 | 16 | 60,787 | 522,691 | 8 | 65,336 | 449,894 | 8 | 56,237 |
| 1999 | 1,000,796 | 16 | 62,550 | 525,687 | 8 | 65,711 | 475,109 | 8 | 59,389 |
| 2000 | 1,086,443 | 16 | 67,903 | 528,362 | 8 | 66,045 | 558,081 | 8 | 69,760 |
| 2001 | 1,082,913 | 16 | 67,682 | 528,754 | 8 | 66,094 | 554,159 | 8 | 69,270 |
| 2002 | 1,073,430 | 16 | 67,089 | 528,467 | 8 | 66,058 | 544,963 | 8 | 68,120 |
| 2003 | 1,041,469 | 16 | 65,092 | 528,472 | 8 | 66,059 | 512,997 | 8 | 64,125 |
| 2004 | 1,061,000 | 16 | 66,313 | 527,383 | 8 | 65,923 | 533,617 | 8 | 66,702 |
| 2005 | 1,038,490 | 16 | 64,906 | 525,314 | 8 | 65,664 | 513,176 | 8 | 64,147 |

# Regular Season Attendance

| | Yearly Totals | | | Home Totals | | | Away Totals | | |
|---|---|---|---|---|---|---|---|---|---|
| **Year** | **Att.** | **Games** | **Avg.** | **Att.** | **Games** | **Avg.** | **Att.** | **Games** | **Avg.** |
| 2006 | 1,046,284 | 16 | 65,393 | 522,569 | 8 | 65,321 | 523,715 | 8 | 65,464 |
| 2007 | 1,049,627 | 16 | 65,602 | 514,299 | 8 | 64,287 | 535,328 | 8 | 66,916 |
| 2008 | 1,050,065 | 16 | 65,629 | 479,794 | 8 | 59,974 | 570,271 | 8 | 71,284 |
| 2009 | 943,577 | 16 | 58,974 | 441,851 | 8 | 55,231 | 501,726 | 8 | 62,716 |
| 2010 | 911,097 | 16 | 56,943 | 423,285 | 8 | 52,911 | 487,812 | 8 | 60,977 |
| 2011 | 1,001,953 | 16 | 62,622 | 451,055 | 8 | 56,382 | 550,898 | 8 | 68,862 |
| 2012 | 985,592 | 16 | 61,600 | 482,150 | 8 | 60,269 | 503,442 | 8 | 62,930 |
| 2013 | 1,007,862 | 16 | 62,862 | 455,560 | 8 | 56,945 | 552,302 | 8 | 69,038 |
| 2014 | 1,001,050 | 16 | 62,566 | 456,017 | 8 | 57,002 | 545,033 | 8 | 68,129 |
| 2015 | 957,186 | 16 | 59,824 | 418,736 | 8 | 52,342 | 538,450 | 8 | 67,306 |
| 2016@ | 1,198,268 | 16 | 74,892 | 665,318 | 8 | 83,164 | 532,950 | 8 | 66,618 |
| 2017& | 1,062,261 | 16 | 66,391 | 507,136 | 8 | 63,392 | 555,125 | 8 | 69,390 |
| 2018 | 1,102,409 | 16 | 68,901 | 579,439 | 8 | 72,430 | 522,970 | 8 | 65,371 |
| 2019= | 1,147,715 | 16 | 71,732 | 582,325 | 8 | 72,791 | 565,390 | 8 | 70,764 |
| **Totals** | **63,378,272** | **1164** | **54,458** | **32,331,536** | **574** | **56,326** | **31,046,736** | **590** | **52,621** |

\+ Rams played Pittsburgh in New Orleans and were the road team
\# Rams played Philadelphia in Colorado Springs and were the home team
! Rams played New England in London and were the home team
= Rams played Cincinnati in London and were the home team
% Rams played Pittsburgh in Akron and were the home team
^ Rams played Chicago Cardinals in Buffalo and were the road team
@ Rams played New York Giants in London and were the home team
& Rams played Arizona Cardinals in London and were the home team




Los Angeles Memorial Coliseum, Jan. 6, 2018

# Training Camp

Due to COVID-19, the NFL mandated it's teams to conduct training camp from their team facility, which ends a streak of four-straight seasons at the University of California, Irivine.

The 2020 season marked the first time the Rams held training camp at their team facility on the campus of California Lutheran University and the 49th time camp has taken place in Southern California. Over the course of the Rams' history, the team has held training camp at several locations in the Southern California area, including: Compton College (1946), Loyola University (1947-48), University of Redlands (1949-60), Chapman College (1961-66), California State-Fullerton (1976-71, 1973-90, '93), California State-Long Beach (1972), UCI (1991-92, 1994, 2016) and their team facility on the campus of CLU (2020).

## Training Camp Locations

| | |
|---|---|
| 1937 | Lake Erie College for Women, Painesville, Ohio |
| 1938-41 | Baldwin Wallace College, Berea, Ohio |
| 1942, '44 | Hiram College, Hiram, Ohio |
| 1943 | Suspended operations (World War II) |
| 1945 | Bowling Green University, Bowling Green, Ohio |
| 1946 | Compton College, Compton, Calif. |
| 1947-48 | Loyola University, Los Angeles, Calif. |
| 1949-60 | University of Redlands, Redlands, Calif. |
| 1961-66 | Chapman College, Orange, Calif. |
| 1967-71 | California State-Fullerton, Fullerton, Calif. |
| 1972 | California State-Long Beach, Long Beach, Calif. |
| 1973-90 | California State-Fullerton, Fullerton, Calif. |
| 1991-92 | University of California, Irvine, Irvine, Calif. |
| 1993 | California State-Fullerton, Fullerton, Calif. |
| 1994 | University of California-Irvine, Irvine, Calif. |
| 1995 | Maryville University, St. Louis, Mo. |
| 1996-2004 | Western Illinois University, Macomb, Ill. |
| 2005-07 | Russell Training Center, St. Louis, Mo. |
| 2008 | Concordia University Wisconsin, Mequon, Wis. |
| 2009 | Russell Training Center, St. Louis, Mo. |
| 2010 | Russell Training Center, St. Louis, Mo. |
| 2011 | Russell Training Center, St. Louis, Mo. |
| 2012 | ContinuityX Training Center, St. Louis, Mo. |
| 2013-15 | Rams Park, St. Louis, Mo. |
| 2016-19 | University of California, Irvine, Irvine, Calif. |
| 2020 | Rams Facility, Cal Lutheran, Thousand Oaks, Calif. |



The Los Angeles Rams hosted the Los Angeles Chargers for a joint practice on the UCI Campus (8/9/17).

Los Angeles Rams 2020 Media Guide

# Community Outreach

# Los Angeles Rams In the Community

## *Impacting Lives and Creating Memories*

The Los Angeles Rams organization recognizes its unique ability to help raise awareness and funds for causes and issues relevant to our fans and community members. The entire organization is committed to serving as a valuable community partner and benefiting the Los Angeles region 365 days a year.

The Rams focus substantial resources on efforts to engage and impact the Los Angeles community through a commitment to support youth education and mentoring, promote health and wellness, and help address the issues of poverty. The team also participates in a variety of special events to raise awareness and funding for numerous local non-profit organizations.

Since the team has moved back to Southern California, the Rams have partnered with various school districts and non-profits including: After-School All-Stars, Agoura Hills Teen Coalition, American Cancer Society, American Heart Association, American Red Cross, A Place Called Home, Beyond Differences, Big Brothers Big Sisters of Greater Los Angeles, Big Sunday, Boys & Girls Club of Orange County, Cedars-Sinai, Children's Hospital of Los Angeles (CHLA), Children's Miracle Network Extra Life, City Year, Club 21, CollegeSpring, Conejo Valley Unified School District, Covenant House, Educators 4 Excellence, Exceptional Children's Foundation, FirstBook, FOODShare of Ventura County, Habitat for Humanity of Greater Los Angeles, Habitat for Humanity of Orange County, Habitat for Humanity of Ventura County, Heart of Los Angeles (HOLA), Homeboy Industries, HomeLight Family Living, I Have A Dream Los Angeles, Inglewood Unified School District, Inner City Arts, Green Dot Public Schools, L.A. Family Housing, L.A. Kitchen, L.A. Promise Fund, LA's BEST, Las Virgenes Unified School District, Los Angeles Conservation Corps, Los Angeles County Alliance for Boys & Girls Clubs, Los Angeles Education Partnership, Los Angeles Regional Food Bank, Los Angeles Ronald McDonald House, Los Angeles Unified School District, Make-A-Wish of Greater Los Angeles, Make-A-Wish Tri-Counties, Merging Vets and Players, Mission Continues, My Stuff Bags Foundation, Operation Gratitude, Operation Progress, Orange County Boys & Girls Club, Partnership for Los Angeles Schools, Prison Fellowship Project Angel Tree, Project Angel Food, ROSIES Foundation, Salvation Army, Safe Place for Youth, San Fernando Valley Rescue Mission, Sharefest, Skid Row Housing Trust, Special Olympics of Southern California, St. Margaret's Center, St. Vincent de Paul, St. Vincent Meals on Wheels, Sunshine Kids, Susan G. Komen, The Souper Bowl of Caring, The Midnight Mission, Tragedy Assistance Program for Survivors (TAPS), UCLA Operation Mend, United Way of Greater Los Angeles, Union Rescue Mission, Uplift Family Services at Hollygrove, US Vets Inglewood, Vision Zero, Wags & Walks, Watts Rams , World Police and Fire Games, Wounded Warrior Project, YMCA and YWCA.






# Rams In The Community

## Staff Days of Service

Each month, the Rams front office staff takes time out of the office to volunteer with local non-profits. Since returning home to Los Angeles in 2016, Rams staff members have provided more than 8,900 hours of community service and impacted 45 local non-profits and 57 schools (as of July 2020) through the Staff Day of Service program.






## Annual Community Improvement Project

The cornerstone volunteer effort of the Staff Day of Service program is the team's Annual Community Improvement Project which includes players, coaches, cheerleaders and staff who unite to assist a local non-profit, school or community in need. Since returning home to Los Angeles, the team has funded and built a new playground and completed mural projects for elementary schools in Inglewood, Watts, South Central and East LA. In addition, previous community improvement projects provided the St. Louis region with six new playgrounds and a refurbished football field for the Boys & Girls Club of Greater St. Louis.

2019 – Playground Build for Belvedere Elementary School in the Los Angeles Unified School District
2018 - Playground Build for Twentieth Street Elementary School in the Los Angeles Unified School District
2017 - Playground Build for Figueroa Street Elementary School an elementary school in the Los Angeles Unified School District
2016 - Playground Build for Woodworth Elementary School in the Inglewood Unified School District
2015 – Refurbished football field at the Boys & Girls Club of Greater St. Louis - Herbert Hoover location
2014 – Playground Build for Marygrove, a center dedicated to helping children impacted by abuse, neglect and other early childhood traumas move toward a brighter future
2013 – Playground Build for Washington Elementary School, in the Normandy School district




2012 – Playground Build for Fairmont City Library Center
2011 – Playground Build for Giant Steps, a special education school and therapy center for children on the autism spectrum
2010 – Playground Build for Monroe eMints Academy, a St. Louis Public School
2009 – Playground Build for a community park in East St. Louis

# Rams In The Community

## All-Community Team

Each season, Rams players, Head Coach Sean McVay, General Manger Les Snead and Chief Operating Officer Kevin Demoff purchase season tickets for donation to local charities and school groups, providing them the opportunity to attend a Rams home game. In 2019, the All-Community Team purchased a total of 2,030 game tickets and donated them to local non-profits, schools, military organizations and more.

## Kickoff for Charity Luncheon

Every year, the Rams host a Kickoff for Charity Luncheon to help celebrate the start of the football season. In addition to receiving a season preview directly from Head Coach Sean McVay, this unique luncheon allows fans and sponsors to be seated at tables alongside their favorite Rams players. Attendees also have the chance to bid on unique auction items and receive autographed attendance gifts with all proceeds supporting the Rams' community outreach initiatives. In 2019, the Kickoff for Charity Luncheon, presented by UNIFY Financial Credit Union, was hosted at the Intercontinental in downtown Los Angeles. For last year's Luncheon, the team partnered with Café Momentum to support local at-risk youth exiting juvenile detention facilities in achieving their full potential and paving a path forward through employment, life skills training and wraparound care. During the event, young adults from the Ventura Youth Correctional Facility assisted banquet staff with serving responsibilities.



## Rams Join United Way of Greater Los Angeles to Lead Homewalk



On May 18th of 2019, the Los Angeles Rams teamed up with United Way of Greater Los Angeles for the 12th Annual HomeWalk, a 5K family run/walk to raise public awareness and funds to end homelessness. Through this partnership, the two organizations worked collaboratively to create an unforgettable experience for runners, walkers, fans and fundraisers of all ages. HomeWalk is part of United Way of Greater Los Angeles' Everyone In Campaign, which seeks to end homelessness across LA County by providing services to people experiencing long-term homelessness with short-term and permanent housing solutions. This year, Rams players Aaron Donald, Andrew Whitworth, Johnny Hekker, Tyler Higbee and the entire rookie class joined Coach McVay and approximately 10,000 community members to end homelessness. The event raised more than $1.1 million for housing solutions. Over the past eleven years, HomeWalk has raised over $8.6 million and UWGLA has helped 45,000 neighbors find a home.




## Rise With The Rams

For the past two seasons, the Los Angeles Rams have teamed up with the Ross Initiative in Sports for Equality (RISE) for a season-long leadership and community building program featuring local high school football programs with a cross-section of races and socioeconomic backgrounds. The initiative is designed to harness the unifying power of sports and build relationships, leadership, understanding, acceptance and cultural competency for student-athletes and coaches. During the 2019 season, four LA-region varsity football teams from Garfield High School, Harvard-Westlake, Locke High School and Loyola High School participated in the Rise with The Rams program and the student-athletes worked together to come up with a "RISE to Action Game Plan" to discover impactful ways to implement change in their own communities. Participants also attended a walk-through practice at the team facility.

# Rams In The Community

## Community Quarterback Award

The Los Angeles Rams Community Quarterback Award, presented by SoCal Honda Dealers, is a volunteer recognition program that celebrates outstanding individuals who display strong leadership abilities and a passion for bettering his or her community. Each year, the program awards grant money to four deserving volunteers and the non-profits that they serve. The four Community Quarterback Award winners also are recognized on the field at a Rams home game. Since the program's inception, the Rams have donated more than $450,000 to community organizations through this initiative.




## Rams Partner With LA Promise Fund on Intern Project for High School & College Students

Research shows that 95 percent of students who are exposed to work-based learning opportunities are twice as likely to enter college than those who aren't. This served as our inspiration to introduce an internship program with LA Promise Fund. In 2018, we hired students from Inglewood Unified School District after a conversation with a state administrator, who wanted to expose students to opportunities within professional sports. In 2019, we broadened the internship program to include additional public high schools from various districts. In the summer of 2020, the Rams hired nine interns to work in different departments throughout the organization. As part of the internship selection process, interested students submitted their resumes and participated in professional interviews with team executives. The objective of the Rams' summer internship program is to expose students to opportunities in a professional setting and expand their skills, experiences and network as they prepare for college or enter the workplace following high school or college graduation.




## Watts Rams

The Watts Rams, a youth football program coached by LAPD officers, was adopted by the LA Rams in 2019. The Rams fund all football components of the program, including uniforms and equipment. The team also provides engagement opportunities with current players, alumni, coaches, scouts, and football operations staff. Both programs work together to develop joint programs that focus on character development and community service. The partnership with the Watts Rams was announced by Head Coach Sean McVay and LAPD Officer and Watts Rams Head Coach Zarren Thompson at Training Camp in 2019.

## Rams Partner With City Year In Watts

Since 2017, the Rams have funded a City Year team to support elementary students at Grape Street Elementary in Watts. City Year is a national organization that mobilizes AmeriCorps members for a year of full-time service in underserved communities to serve as tutors, mentors and role models for students to help them graduate high school, college and become career-ready young professionals. Over the past three years, Grape Street Elementary has seen progress in students meeting and exceeding growth metrics on the English/ Language Arts assessment, which increased by 33%. Additionally, many students moved up one or more levels on the California State Standardized Assessment and on the Math assessment test. As a result of the partnership, the AmeriCorps team has served a total of 623 students, provided more than 10,000 hours of service, and an additional 3,278 hours of extended learning time for students in the after-school program at Grape Street Elementary.

# Rams In The Community

In appreciation of the military's service to our country, the Rams celebrate military members and veterans year-round with a variety of efforts including honoring a military member or veteran during every Rams home game, visiting local military bases to host PLAY 60 Field Days for military families, and volunteering with non-profits that support our service men and women. For the past two years, the Rams have hosted a Salute to Service Week which includes daily military appreciation initiatives that culminate with the Salute to Service game. Throughout the week, the Rams partner with veteran service organizations and non-profits to support the military community and to honor, empower, and connect with service members, veterans and their families. Additionally, for the past three seasons, the Rams have partnered with Tragedy Assistance Program for Survivors (TAPS) to honor and recognize fallen service men and women who passed while serving in the armed forces or from injuries sustained while serving in the post 9/11 era. The team hosts the families of these fallen heroes at a private practice around Veteran's Day where they have the chance to meet the players who will wear their family member's initials on their helmets during the team's Salute to Service game. All of the TAPS families are invited to attend the game and are recognized during a pregame ceremony.




## Salute to Service

The Rams and the Make-A-Wish Foundation have a longstanding partnership dating back to 1995. Over the years, the two organizations have hosted a "Night of Wishes" to raise money to help grant the wishes of children who are battling life-threatening medical conditions. In 2019, during the team's 2nd Annual "LA Rams Night for Wishes," Rams Tackle Andrew Whitworth and teammates granted the wish of a 6-year-old boy sending him and his family to Disney World. In October of 2018, the Rams and Make-A-Wish® Tri-Counties teamed up to host the evening charity event and Rams players such as Andrew Whitworth and Jared Goff worked together to grant the wish of a teen battling a life-threatening illness, providing him with tickets to the Rams-Packers game, pregame sideline passes, the opportunity to meet his favorite player Todd Gurley, as well as tickets to Super Bowl LIII.

## Play 60

PLAY 60 is an NFL initiative that aims to create a healthier next generation and tackle childhood obesity by encouraging kids to be active for at least 60 minutes every day. Through the Rams year-long engagement of youth in fitness initiatives with in-school, after-school and team-based programs, the club is committed to expanding this platform and improving health and wellness for our local youth. In 2019, the Rams reached approximately 11,000 students from 57 different LA region schools in PLAY 60 events. Since the PLAY 60 initiative was launched in 2007, the NFL has committed more than $352 million to youth health and fitness through programming, grants, and media time for public service announcements.














# Rams In The Community

## Fuel Up to PLAY 60

Created in partnership with the NFL and National Dairy Council, Fuel Up to PLAY 60 (FUTP 60) is a leading national in-school health and wellness program with a primary focus on helping schools meet their wellness goals and encourage youth to consume nutrient-rich foods. Developed by Fuel Up to PLAY 60 and the National Football League, the 'Hometown Grant' program provides teams and farmer-funded dairy organizations the opportunity to identify deserving schools and districts and provide them with funding to help meet their health and wellness needs. Since the Rams moved back home to Los Angeles in 2016, the team has awarded a total of $40,000 to Los Angeles Unified District middle schools, Inglewood Unified School District, and LA's Best – an afterschool enrichment program for elementary students in neighborhoods with the highest needs and fewest resources. In 2020, the Rams, FUTP 60 and America's Dairy Farmers provided Inglewood Unified School District with a $10,000 Hometown Grant to be used in support of the district's COVID-19 relief efforts.






## NFL PLAY 60 Character Camps

Since 2016, the Rams and the NFL have partnered with Hall of Fame Offensive Tackle Anthony Muñoz to host NFL PLAY 60 Character Camps, which play host to approximately 250 - 350 predominantly Hispanic boys and girls ages 9-13 with little or no football experience each year. In April of 2019, the Los Angeles Rams, Los Angeles Chargers and the Anthony Muñoz Foundation teamed up to host a PLAY 60 Character Camp for Hispanic youth from Los Angeles area schools. The mission is to make a positive impact on youth through teaching football skills, emphasizing exercise and reinforcing the importance of character in athletics and life. The Camps also teach character values that are core to the LA Rams and the Anthony Muñoz Foundation.

## Special Olympics

In recent years, the Los Angeles Rams have worked with the Special Olympics of Southern California to host a series of flag football camps known as FUNdamentals camps. Pro Bowl Punter Johnny Hekker and the Rams also have supported Special Olympics of Southern California in a variety of additional ways, including an in-store fundraising campaign at all Albertsons/Vons/Pavilions stores throughout Southern California, which resulted in more than $2.3 million raised for Special Olympics Southern California athletes. Hekker also served as the keynote speaker at the Special Olympics of Southern California Summer Games kickoff breakfast in 2018 and made the opening remarks during the 2019 Summer Games. Additionally, the Rams have hosted Special Olympic athletes for a Punt, Pass & Kick competition prior to one of the team's PLAY 60 games.



# Rams In The Community

## A Crucial Catch

After nearly a decade of supporting breast cancer, the NFL and the American Cancer Society continue to expand their efforts to support the fight against all forms of cancer. Last year, for the 11th consecutive season, the NFL and American Cancer Society worked together to fight cancer through the Crucial Catch – Intercept Cancer campaign. The initiative addressed early detection and risk reduction efforts for various forms of cancers. Since 2012, NFL funding has reached more than one million people nationwide and more than $20 million has been raised and donated to ACS through the partnership with the league and its 32 clubs. Below are some of the ways the Rams integrated Crucial Catch – Intercept Cancer in last year's game against the San Francisco 49ers in 2019.

• 15 individuals who fought or were battling cancer lit the Coliseum torch prior to kickoff.
• Approximately 100 Season Ticket Members, patients with Cedars Sinai and American Cancer Society representatives who were fighters and survivors of cancer received an on-field recognition in the southeast endzone during pregame and were on-field during player introductions and the National Anthem.
• An additional 100 fighters and survivors unfurled the "Rock the Rams House" banner in the peristyle arch.
• Two youth cancer survivors served as "Helpful Kickoff Captains," presented by SoCal Honda Dealers, for each half the game.
• The Rams hosted a variety of non-profits and the cancer patients and families they served including American Cancer Society, Austin Everett Foundation, Cancer Support Community Los Angeles, Sunshine Kids, and Walk with Sally.
• Volunteers from Zeta Tau Alpha (ZTA) were positioned outside the Coliseum in the South Lawn passing out cancer awareness ribbons.




• Rams staff and their family members impacted by cancer unfurled a ribbon-shaped banner on-field during halftime.
• Two youth cancer survivors joined the captains at midfield to participate in the game's opening coin toss.
• Cancer survivor and Marine Corps First Sergeant was recognized on-field during the second quarter.
• Cancer survivor and season ticket member was recognized during the second quarter.













# Rams In The Community

## The Salvation Army

For the past four years, the Rams and the Salvation Army have teamed up to spread holiday cheer to children in need during the holidays. In December of 2019, the Rams and Pizza Hut hosted a shopping spree for 100 children with The Salvation Army and Cedars-Sinai COAH for Kids program. Rams players Nsimba Webster and Kendall Blanton, cheerleaders and front office staff paired with children and served as their personal shoppers, guiding them through the West Hills Walmart and loading shopping carts with items on their holiday wish lists. Each child and Cedars-Sinai Coach for Kids family member received a $100 gift card courtesy of the Rams.







## American Red Cross

In 2012, the Rams and American Red Cross partnered to create a Rams-specific “Holiday Mail for Heroes” campaign. The initiative has resulted in more than 90,000 personalized ‘Holiday Thank You’ cards being shipped to active military serving domestically and overseas. In 2019, Rams Defensive Linemen Aaron Donald and Michael Brockers led the effort for the second consecutive year and were featured on a card that read “Our defense defends our goal line. Our military defends our country. Thank you for your service.” Players, cheerleaders and staff also paid visits to two local elementary schools and invited students to participate in the initiative and thank our veterans and active-duty service members. The Rams also have assisted the Red Cross with disaster relief efforts and a variety of awareness campaigns.

## Character Playbook

For the third consecutive year, the Rams and United Way of Greater Los Angeles hosted a classroom session centered on the importance of character.  In May of 2020, Voice of the Rams J.B. Long and Offensive Lineman Austin Corbett hosted a 30-minute virtual discussion about the value of character during the time of COVID-19. Corbett shared his journey to the NFL and the difference makers in his life. The event is part of Character PlaybookTM, a digital character education program powered by digital learning innovator EVERFI and presented by the NFL and United Way. Character Playbook teaches students, teachers and districts real world skills about healthy relationships, conflict resolution and managing emotions. Since 2016, Character Playbook has reached almost 500,000 students in over 5,000 schools.

# Rams In The Community

## Cleats for Character

In 2017, the Los Angeles Rams introduced Cleats for Character, a program that features Rams Manager of Community Affairs Johnathan Franklin who leads high group discussions about topics such as goal setting, establishing a vision, perseverance and the values of good character. Following the discussion, participants are sized and provided with cleats and/or shoes that were previously worn by Rams players. In January, the Rams donated more than 1,400 cleats to 103 different schools throughout the Los Angeles region as part of the team's Cleats for Character program. To kick off the donation tour, Rams Legend Brandon Manumaluena, Franklin and Cheerleaders hosted an all-school assembly at David Starr Jordan High School and spoke to students about their career journeys and times when they demonstrated perseverance. In 2018, the team donated cleats and athletic shoes worn by players on the 2017 roster to four LA-region high school football programs. The Rams also took the Cleats for Character program to the Ventura County Youth Detention Center, where current players and Rams Legends led group discussions and hosted a football clinic.



## Academic Challenge

The Los Angeles Rams Academic Challenge features LAUSD varsity high school football teams from across the LA-region. To kick off the challenge, varsity football programs submits their team's cumulative Grade Point Average (GPA) at the beginning of the fall semester in August. Each team participates in weekly study halls and a character development session where student-athletes discuss the topics of leadership, education and professionalism. In 2019, ten LAUSD varsity high school programs participated in the Academic Challenge. Throughout the program, the Rams also provided each team with two tickets to every home game to reward high-performing student-athletes. Last year's challenge recognized two winners - the team with the highest overall GPA and the most improved GPA. Additionally as part of the program, each team committed to two of the following requirements: invite a college or career counselor to speak to the student-athletes, have at least 75% of the juniors and seniors take the SAT exam and at least 75% of the juniors and seniors create a free NCAA profile through the NCAA Clearinghouse, commit to 25 hours of community service, and monitor each player's academic performance and progress on a weekly basis. In February of 2020, the Rams and LAUSD hosted an all-school assembly at Manual Arts High School to recognize their varsity football team as a winner of the Academic Challenge after collectively achieving the most improved GPA. During the assembly, Rams legend Lucious Smith and Johnathan Franklin led a panel discussion with Rams Cheerleaders and front office staff before presenting their football program with a $2,500 equipment grant by courtesy of USA Football.

## Deacon Jones Scholarship Awards

In support of the National Football Foundation's mission to grow the game of football and celebrate community stewardship and academic excellence, the Los Angeles Rams created the "Deacon Jones Scholarship Awards" to recognize local student-athletes for their achievements in-and-out of the classroom and support the continuation of their education. Each year, the Rams honor five student-athletes from various NFF Chapters throughout the Southern California region. Each honoree maintained a cumulative GPA of 3.5 or above and made significant contributions on the field and in the community. In 2019, each chapter's award winner received a $1,500 scholarship and a certificate listing the student's name, school and cumulative GPA. All honorees were selected by each chapter's Board of Directors and Rams executive Johnathan Franklin. The team also provided an additional donation of $1,000 to each Southern California chapter.



# Rams In The Community

## Free Youth Football Camps & Clinics

During the spring of 2019, the Los Angeles Rams partnered with local non-profit organizations and youth football programs to host 16 free football clinics for youth at different locations throughout the Southern California region. As part of the clinics, youth participate in football-related drills and competitions while receiving instruction from certified USA Football coaches. The clinics also featured character education sessions where participants discuss the transferrable life skills that can be attained through sport and teamwork. LAPD officers from the South & Central Bureaus also participated in five of last year's free football clinics. During a COVID-19 pandemic in the summer of 2020, the team introduced free virtual football camps for youth (grades 1-8). More than 1,150 participants had access to instructional videos that taught proper football techniques and walked-through recommended drills by position group. Camp days also featured pre-recorded opening remarks from current players such as Punter Johnny Hekker, Tight End Brycen Hopkins, Offensive Lineman Jamil Demby, Kicker Lirim Hajrullahu and Assistant Special Teams Coach Tory Woodbury. The 30-minute instructional videos were led by Rams Legends, who broke down the fundamentals of two position groups each day. Rams alumni who participated in the virtual football camps included: LeRoy Irvin, Pisa Tinoisamoa, Dennis Harrah, Brandon Manumaluena, Ron Brown, Robert Holcombe, Chris Draft, Preston Dennard, Frank Stams, Ron Carpenter, Cameron Lynch, Brad Fitchel And Roland Williams. The virtual camps also engaged youth participants from local non-profit organizations, youth correctional facilities, youth football organizations and students from school districts throughout the southern California region.




## Habitat For Humanity

As part of the Rams' Huddle for 100 initiative in 2019, which commemorated the NFL's 100th season, the team partnered with Habitat for Humanity to host two volunteer events in our local community. In September, the team assisted in repair efforts at Seminole Springs and Casa Del Norte mobile home parks in Agoura Hills and Camarillo after both areas were severely impacted by wildfires. In addition to Rams players, cheerleaders and staff, the team invited season ticket members to join in the volunteer efforts. In 2018, the Rams partnered with Habitat for Humanity of Greater Los Angeles and Habitat for Humanity of Orange County to raise funds and awareness for pressing needs in Los Angeles and Orange County. In June of 2018, the rookies participated in Habitat for Humanity of Greater Los Angeles' Hollywood Build as players worked side by side with entertainment industry executives, celebrities, corporate leaders, government officials and faith groups to frame walls for a new 10-home development in Culver City. A few months later, the Rams partnered with Habitat for Humanity of Orange County for a Playhouse Build at UC Irvine, the site of the team's Training Camp. All proceeds from the playhouse sales benefitted local non-profit and the families they serve.

## Community Blitz Day Of Service

In 2018, the Rams introduced their Inaugural Community Blitz Day of Service. Throughout the day, Rams staff work alongside community partners to host volunteer projects at various local non-profits in the LA community to assist Angelinos in need. Last December, the team partnered with: UNIFY to host a holiday barbeque for 250 low-income clients at St. Josephs Center, SoCal Honda Dealers to provide holiday meals to underserved neighbors with LA Family Housing, UnitedHealthCare, Albertsons/Vons/Pavilions, Ahern & Hyundai for a holiday food distribution at the LA Regional Food Bank, Pizza Hut and Prison Fellowship Angel Tree for a gift distribution for children with incarcerated family members and more.



# Rams Commitment to Social Justice

Social justice is at the heart of the Los Angeles Rams community outreach efforts. To us, it's about fighting for equality, driving equity and providing access. Too many in our Black and Brown community lack access – access to mentors, who can teach youth to dream beyond their current realities; access to basic needs like food and housing; and access to jobs and upward mobility. Below are some of our efforts to address issues tied to poverty including education inequities, food insecurity, homelessness, community-police relations and criminal justice – all injustices that unfairly burden our Black and Brown neighbors and prevent advancement.

## Addressing Educational Inequalities Through Year-Round School Engagement

The Rams see education as a social justice issue. A child's education and future opportunities should not be dictated by their zip code. We have placed an emphasis on becoming collaborative partners in the education space with the goal of helping to close the achievement gap for low-income students. By working to transform children's lives and make them college and/or career-ready, we are helping to enhance their personal well-being, the lives of their families and the betterment of our society. Through year-round school engagement, incentive campaigns, building playgrounds, beautifying campuses, funding college field trips and introducing STEAM labs, we are trying to do our part to ensure a stronger public education system, which we know is key to a thriving Los Angeles.

## Stem Labs And Campus Improvement Projects

The Rams continue to place an emphasis on being collaborative partners in the education space with the mission of helping to close the achievement and technology gaps for low-income students. Working with the Los Angeles Unified School District and Inglewood Unified School District, the Rams aim to transform the lives of underserved youth and help make them college and/or career-ready while also enhancing their personal well-being and the lives of their families. Through year-round school engagement, the Rams are impacting students in under-resourced communities through incentive campaigns, career workshops, campus beautification projects, playground builds and introductions to STEAM labs.

## Whitworth And The Rams Celebrate Read Across America Day At 3 LA Elementary Schools

The Los Angeles Rams visited three local elementary schools to celebrate "Read Across America Day," a nationwide reading celebration that takes place annually for the great Dr. Seuss' birthday. Joining Whitworth in the celebration were Rams cheerleaders, team mascot Rampage and team front office staff who volunteered to visit classrooms and read to students at 112th Street Elementary in South Los Angeles, Las Posas Elementary in Camarillo, and Marianna Avenue Elementary in East Los Angeles. Through a partnership with First Book and the Chris Long Foundation, the Rams donated more than 4,000 books to LA-area schools including 1,200 books to enrich the classrooms and libraries of the three schools the team visited. Each student also had the opportunity to take home two books of their own.

## Addressing Racial Inequalities And Building Perspective Through Education With Rise With The Rams

Sports has the power to change hearts and minds. In 2018, we introduced RISE with the Rams, a season-long leadership and community building program featuring Morningside High School in Inglewood and Oaks Christian High School in Westlake Village. The program was designed to harness the unifying power of sports and build relationships between two Los Angeles area high school football teams with a cross-section of races and socioeconomic backgrounds. Rise with the Rams programming develops leadership, understanding, acceptance and cultural competency for student-athletes and coaches. The season-long program also featured monthly touchpoints and leadership training to empower the student-athletes with tools to discuss and address matters of race, diversity and inclusivity with their teammates, coaches, schools and communities. Last year, we expanded the program to include four high school football programs such as Locke High School in Watts, Garfield High School in East Los Angeles, Harvard-Westlake in Studio City and Loyola in downtown Los Angeles.

## Addressing Education Inequalities With City Year

Since 2017, the Rams have funded a City Year team to support elementary students at Grape Street Elementary in Watts. City Year is a national organization that mobilizes AmeriCorps members for a year of full-time service in underserved communities to serve as tutors, mentors and role models for students to help them graduate high school, college and become career-ready young professionals. Over the past three years, Grape Street Elementary has seen progress in students meeting and exceeding growth metrics on the English/Language Arts assessment, which increased by 33%. Additionally, many students moved up one or more levels on the California State Standardized Assessment and on the Math assessment test. As a result of the partnership, the AmeriCorps team has served a total of 623 students, provided more than 10,000 hours of service, and an additional 3,278 hours of extended learning time for students in the after-school program at Grape Street Elementary.

## Addressing Access Issues For Minority Youth With LA Promise Fund Internship Project

Research shows that 95 percent of students who are exposed to work-based learning opportunities are twice as likely to enter college than those who aren't. That served as our inspiration to introduce an internship program with LA Promise Fund. In 2018, we hired students from Inglewood Unified School District after a conversation with a State Administrator, who wanted to expose students to opportunities in professional sports. In 2019, we broadened the internship program to include additional public high schools from various districts. In the summer of 2020, the Rams hired nine interns to work in different departments throughout the organization. As part of the internship selection process, interested students submitted their resumes and participated in professional interviews with team executives. The objective of the Rams' summer internship program is to expose students to opportunities in a professional setting, while expanding their skills, experiences and network as they prepare for college or enter the workplace following high school or college graduation.

# Rams Commitment to Social Justice

## Addressing Community-Police Relations and Mentorship

The Rams goal in the following programs is to spark a healthy relationship with communication between the people of Los Angeles and those in law enforcement roles. By having more communication outside of law infraction and emergency situations, the hope is that an avenue of communication without fear involved will be given to these two groups.

### The Watts Rams

The Watts Rams, a youth football program coached by LAPD officers, was adopted by the LA Rams in 2019. The Rams fund all football components of the program, including uniforms and equipment. The Rams also provide engagement opportunities with current players, alumni, coaches, scouts, as well as business and football operations staff. The two football organizations develop joint programs that focus on character development and community service.

### The Inglewood Rams

In October of 2019, the Los Angeles Rams adopted the Inglewood Parks and Recreation Flag Football League, renaming the program the Inglewood Rams. The league consists of 22 teams with more than 260 youth participants (ages 5-12). Each team is named after one of the Rams current players. The Rams fund all football components of the Inglewood Rams program, including uniforms and equipment. Officers with the Inglewood Police Department serve as coaches and mentors for the 11-12 years-old teams to continue bridging the gaps between law enforcement and communities of color.

## Free Football Clinics With LAPD

During the spring of 2019, the Rams partnered with local non-profit organizations and youth football programs to host 16 free football clinics for youth at different locations throughout the Southern California region. LAPD officers from the South & Central Bureaus participated in five of the clinics and serve as mentors and participated in group discussions.

## Addressing Homelessness

With more than 66,000 homeless Angelenos, homelessness is a defining issue of Los Angeles and something the Rams refuse to turn a blind eye to. That's why the team has chosen to join the fight against homelessness. Whether it's single mothers and families, military veterans or people who have fallen on hard times because of a loss of job or medical crisis, homelessness has many faces. Unfortunately, many of those faces are Black. While blacks represent only 9 percent of Los Angeles County, they represent 1/3 of the homeless population in Los Angeles. In addition to serving as the presenting sponsor of United Way's HomeWalk, the nation's largest event to end homelessness, we work with local non-profits throughout the year to serve our homeless neighbors in need.

## Homewalk

The Los Angeles Rams joined more than 10,000 Angelenos in United Way's 12th Annual HomeWalk, the nation's largest fundraiser to end homelessness and help individuals and families secure the safety and stability of a home. The 5K family run/walk raised more than $1.1 million with additional funds expected. With his extraordinary leadership on full display, Rams Head Coach Sean McVay provided remarks during the walk's opening ceremony alongside Rams cheerleaders and team mascot, Rampage. Players such as Aaron Donald, Andrew Whitworth & Johnny Hekker served as team captains for the event and were joined by Tight End Tyler Higbee and our 2019 rookie class, who lined up at the finish line and provided encouragement to runners and walkers.

## U.S. Vets In Inglewood

Rams Legends joined Cheerleaders, Rampage, front office staff, and American Airlines volunteers at US Vets – Inglewood's annual Veteran's Day Breakfast. The inaugural US Vets site, US Vets – Inglewood aims to support successful transitions of military veterans and their families through the provision of housing, counseling and career development. During the event, volunteers prepared and served meals to veterans, their families and community supporters as well as hosted a game of Bingo which included the chance to win Rams merchandise and memorabilia. Working alongside Habitat for Humanity Greater Los Angeles, the Rams also beautified the facility's recreation room with a fresh coat of paint, new furniture, a pool table, and theater-seating couches to go with a new TV that they can use to continue to watch Rams games.

## Te'LA'thon

The Los Angeles Rams hosted a virtual "Te'LA'thon," on Tuesday March 24th to assist Southern California response efforts during an unprecedented global health crisis. All contributions benefitted the United Way of Greater Los Angeles' Pandemic Relief Fund in direct support of community partners including Los Angeles Regional Food Bank. The UWGLA's Pandemic Relief Fund also provided immediate relief to low-income individuals, students and families at imminent risk of homelessness as well as the unsheltered residents across LA County who are experiencing disproportionate hardship due to health and economic impacts of coronavirus (COVID-19). Relief programs include providing low-income students crucial access to technology for continued academic instruction, supplying medical and hygiene materials to shelters and healthcare providers and working to meet the city's evolving demand for food assistance.

# Rams Commitment to Social Justice

## Addressing Food Insecurities

The Rams have partnered with Los Angeles Regional Food Bank in countless ways, including introducing the Taste of the Rams in 2016 to raise money to address the food insecurity of 1 in 5 Angelenos (prior to COVID-19). To date, this annual event has raised roughly $650,000 – enough for the Food Bank to provide more than 2.5 million meals to Angelenos in need. This year, we made the LA Regional Food Bank a charitable beneficiary of our Te'LA'thon for Los Angeles, which raised $2.2 million to help address the increased food insecurity as a result of COVID-19, which disproportionately impacted Black and minority communities. We also made a commitment to fund mobile food pantries in Black and Brown communities from March through the end of 2020. In addition to the team's work with LA Regional Food Bank, the Rams are proud supporters of Food Share, Ventura County's food bank.

## Addressing Youth Justice By Inspiring Hope And A Path Forward

### Football Clinics & Character Sessions

Since 2018, the Rams have hosted co-ed football clinics, watch parties and character discussions at the Ventura Youth Correctional Facility. The clinics feature current Rams players, staff and alumni who lead participants in football-related drills and discussions about the values of good character, goal setting, how to inspire change and more.

### Character Chats

In partnership with the Anti-Recidivism Coalition (ARC) and organization's like 2nd Call, more than 100 union workers who have been previously incarcerated have found employment opportunities during the construction of SoFi Stadium in Inglewood. In June of 2019, Rams rookies paid a visit to the stadium site to meet the workers and show support for their efforts on the Rams' new home.

## Café Momentum

In 2019, the Rams launched a partnership with Café Momentum to support local at-risk youth in achieving their full potential. Café Momentum is a non-profit restaurant and professional training facility that provides employment, life skills training and wraparound care to youth exiting juvenile detention facilities. Last year, young adults from the Ventura Youth Correctional Facility assisted banquet staff with serving responsibilities at the team's Annual Kickoff for Charity Luncheon. The following month, the Rams and Café Momentum hosted a pop-up dinner at a local LA restaurant for community partners and supporters to help pave a path for the development of future programs across the LA region and the nation.

## Addressing Anti-Recidivism Through Jobs At SoFi Stadium

In partnership with the Anti-Recidivism Coalition (ARC) and organization's like 2nd Call, more than 100 union workers who have been previously incarcerated have found employment opportunities during the construction of SoFi Stadium in Inglewood. In June of 2019, Rams rookies paid a visit to the stadium site to meet the workers and show support for their efforts on the Rams' new home.

## Addressing Social Change Through Sport With A11iance: Los Angeles

In a historic collaboration to pursue change in communities of color and develop meaningful programs, the 11 professional sports organizations in Los Angeles County and Orange County joined together to launch - The ALLIANCE: Los Angeles, a comprehensive five-year commitment to drive investment and impact for social justice through sport. Following the recent protests nationwide, the 11 teams united to address racial injustice, develop educational opportunities, and support other important issues facing communities of color, particularly Black communities. The 11 teams will advocate for social justice, address disparities and take actions to help end racial inequality. This commitment includes supporting the Play Equity Fund's social justice movement in Los Angeles, and in Orange County amplifying the work of Accelerate Change Together (ACT) Anaheim, which was formed in 2013. These innovative and positive models of engagement are aimed to inspire similar actions throughout the nation.